

LAYOUT PLAN (Scale - 1:500)

PLOTS DETAILS										
S.NO	PLOT NO	FRONT SET BACK	REAR SET BACK	SIDE SET BACK	PLOT WIDTH	PLOT DEPTH	AREA	UNIT	PERCENTAGE	
1	01	2.00	2.00		8.00	14.00	112.00	SQMT		
2	02	2.00	2.00		8.00	14.00	112.00	SQMT		
3	03	2.00	2.00		8.00	14.00	112.00	SQMT		
4	04	2.00	2.00		8.00	14.00	112.00	SQMT		
5	05	2.00	2.00		8.00	14.00	112.00	SQMT		
6	06	2.00	2.00		8.00	14.00	112.00	SQMT		
7	07	2.00	2.00		7.50	15.50	116.25	SQMT		
8	08	2.00	2.00		7.50	15.50	116.25	SQMT		
9	09	2.00	2.00		7.50	15.50	116.25	SQMT		
10	10	2.00	2.00		7.50	15.50	116.25	SQMT		
11	11	2.00	2.00		7.50	15.50	116.25	SQMT		
12	12	2.00	2.00		7.50	15.50	116.25	SQMT		
13	13	2.00	2.00		7.50	15.50	116.25	SQMT		
14	14	2.00	2.00		7.50	15.50	116.25	SQMT		
15	15	2.00	2.00		7.50	15.50	116.25	SQMT		
16	16	2.00	2.00		7.50	15.50	116.25	SQMT		
17	17	2.00	2.00		7.00	15.50	108.50	SQMT		
18	18	2.00	2.00		7.00	15.50	108.50	SQMT		
19	19	2.00	2.00		7.00	15.50	108.50	SQMT		
20	20	2.00	2.00		7.00	15.50	108.50	SQMT		
21	21	2.00	2.00		7.00	15.50	108.50	SQMT		
22	22	2.00	2.00		7.00	15.50	108.50	SQMT		
23	23	2.00	2.00		7.00	15.50	108.50	SQMT		
24	24	2.00	2.00		7.00	15.50	108.50	SQMT		
25	25	2.00	2.00		7.00	15.50	108.50	SQMT		
26	26	2.00	2.00		7.00	15.50	108.50	SQMT		
27	27	2.00	2.00		7.00	15.50	108.50	SQMT		
28	28	2.00	2.00		7.00	15.50	108.50	SQMT		
29	29	2.00	2.00		7.00	15.50	108.50	SQMT		
30	30	2.00	2.00		7.00	15.50	108.50	SQMT		
31	31	2.00	2.00		7.00	15.50	108.50	SQMT		
32	32	2.00	2.00		7.44	15.50	115.32	SQMT		
33	33	2.00	2.00		6.80	15.50	105.40	SQMT		
34	34	2.00	2.00		6.80	15.50	105.40	SQMT		
35	35	2.00	2.00		6.80	15.50	105.40	SQMT		
36	36	2.00	2.00		6.80	15.50	105.40	SQMT		
37	37	2.00	2.00		6.80	15.50	105.40	SQMT		
38	38	2.00	2.00		6.80	15.50	105.40	SQMT		
39	39	2.00	2.00		6.80	15.50	105.40	SQMT		
40	40	2.00	2.00		6.80	15.50	105.40	SQMT		
41	41	2.00	2.00		6.80	15.50	105.40	SQMT		
42	42	2.00	2.00		6.80	15.50	105.40	SQMT		
43	43	2.00	2.00		6.80	15.50	105.40	SQMT		
44	44	2.00	2.00		6.80	15.50	105.40	SQMT		
45	45	2.00	2.00		6.80	15.50	105.40	SQMT		
46	46	2.00	2.00		6.80	15.50	105.40	SQMT		
47	47	2.00	2.00		2.00	8.00	16.00	120.00	SQMT	
48	48	1.50	1.50	1.50	7.54	13.07	98.55	SQMT		
49	49	1.50	1.50	1.50	7.54	13.07	98.55	SQMT		
50	50	1.50	1.50	1.50	7.54	13.07	98.55	SQMT		
51	51	1.50	1.50	1.50	7.54	13.07	98.55	SQMT		
52	52	1.50	1.50	1.50	7.54	13.07	98.55	SQMT		
53	53	1.50	1.50	1.50	7.54	13.07	98.55	SQMT		
54	54	1.50	1.50	1.50	7.54	13.07	98.55	SQMT		
55	55	1.50	1.50	1.50	7.54	13.07	98.55	SQMT		
56	56	1.50	1.50	1.50	7.54	13.07	98.55	SQMT		
57	57	1.50	1.50	1.50	7.54	13.07	98.55	SQMT		
58	58	2.00	2.00		7.50	14.10	105.75	SQMT		
59	59	2.00	2.00		7.50	14.10	105.75	SQMT		
60	60	2.00	2.00		1.50	7.82	14.10	105.75	SQMT	
61	61	1.50	1.50	1.50	6.50	13.07	84.955	SQMT		
62	62	1.50	1.50	1.50	6.50	13.07	84.955	SQMT		
63	63	1.50	1.50	1.50	6.50	13.07	84.955	SQMT		
64	64	1.50	1.50	1.50	6.50	13.07	84.955	SQMT		
65	65	1.50	1.50	1.50	6.50	13.07	84.955	SQMT		
66	66	1.50	1.50	1.50	6.50	13.07	84.955	SQMT		
67	67	1.50	1.50	1.50	6.50	13.07	84.955	SQMT		
68	68	1.50	1.50	1.50	6.50	13.07	84.955	SQMT		
69	69	1.50	1.50	1.50	6.50	13.07	84.955	SQMT		
70	70	1.50	1.50	1.50	7.54	13.07	98.55	SQMT		
71	71	2.00	2.00		7.50	15.00	112.50	SQMT		
72	72	2.00	2.00		7.50	15.00	112.50	SQMT		
73	73	2.00	2.00	2.00	8.00	15.00	120.00	SQMT		
74	74	2.00	2.00		6.80	15.50	105.40	SQMT		
75	75	2.00	2.00		6.80	15.50	105.40	SQMT		
76	76	2.00	2.00		6.80	15.50	105.40	SQMT		
77	77	2.00	2.00		6.80	15.50	105.40	SQMT		
78	78	2.00	2.00		6.80	15.50	105.40	SQMT		
79	79	2.00	2.00		6.80	15.50	105.40	SQMT		
80	80	2.00	2.00		6.80	15.50	105.40	SQMT		
81	81	2.00	2.00		6.80	15.50	105.40	SQMT		
82	82	2.00	2.00		6.80	15.50	105.40	SQMT		
83	83	2.00	2.00		6.80	15.50	105.40	SQMT		
84	84	2.00	2.00		6.80	15.50	105.40	SQMT		
85	85	2.00	2.00		6.80	15.50	105.40	SQMT		
86	86	2.00	2.00		6.80	15.50	105.40	SQMT		
87	87	2.00	2.00	2.00	6.25	15.50	127.875	SQMT		
88	88	2.00	2.00				112.57	SQMT		
89	89	2.00	2.00				84.955	SQMT		
90	90	2.00	2.00				101.62	SQMT		
91	91	2.00	2.00				97.78	SQMT		
92	92	2.00	2.00				93.94	SQMT		
93	93	2.00	2.00				90.09	SQMT		
94	94	2.00	2.00				86.246	SQMT		
TOTAL							9810.12	SQMT		

AREA TABLE-1				
S.NO	ITEM	AREA	UNIT	PERCENTAGE
1	TOTAL LAND AREA	21983.70	SQMT	
2	TOTAL LAND AREA AS DOCUMENT	20145.83	SQMT	
3	EXISTING PARK ROAD	625.52	SQMT	
4	ROAD WIDENING AREA	1263.83	SQMT	
5	NET PLOT AREA	18266.48	SQMT	100.00
6	PLOTTED AREA	9810.12	SQMT	53.76
7	ROAD AREA	5227.99	SQMT	28.816
8	GARbage COLLECTION CENTER-1	22.90	SQMT	0.1254
9	GARbage COLLECTION CENTER-2	48.53	SQMT	0.266
10	FOR INFORMAL AREA KIOSK/ BOOTHP/ PLATFORM-1	15.42	SQMT	0.086
11	FOR INFORMAL AREA KIOSK/ BOOTHP/ PLATFORM-2	15.42	SQMT	0.086
12	FOR INFORMAL AREA KIOSK/ BOOTHP/ PLATFORM-3	15.42	SQMT	0.0864
13	SECTOR SHOPPING-1	119.17	SQMT	0.652
14	CONVENIENT SHOP-1	66.90	SQMT	0.366
15	PARK	2742.90	SQMT	15.0160
16	RAIN WATER HARVESTING	32.00	SQMT	0.175
17	BORR WELL	6.25	SQMT	0.034
18	TRANSFORMER	20.32	SQMT	0.111
19	S.T.P	50.92	SQMT	0.279
20	OVER HEAD TANK	28.27	SQMT	0.155
21	PARKING	44.55	SQMT	0.244
TOTAL		18266.48		100.000

AREA TABLE-2				
S.NO	ITEM	AREA	UNIT	PERCENTAGE
1	PLOTTED AREA	9810.12	SQMT	
2	SECTOR SHOPPING-1	119.17	SQMT	
3	CONVENIENT SHOP-1	66.90	SQMT	
4	FOR INFORMAL AREA KIOSK/ BOOTHP/ PLATFORM	46.56	SQMT	
5	TOTAL	10042.75	SQMT	
6	MORTGAGE-50%	2008.55	SQMT	
7	ACHIEVED (MORTGAGE-50.17%)	2026.22	SQMT	

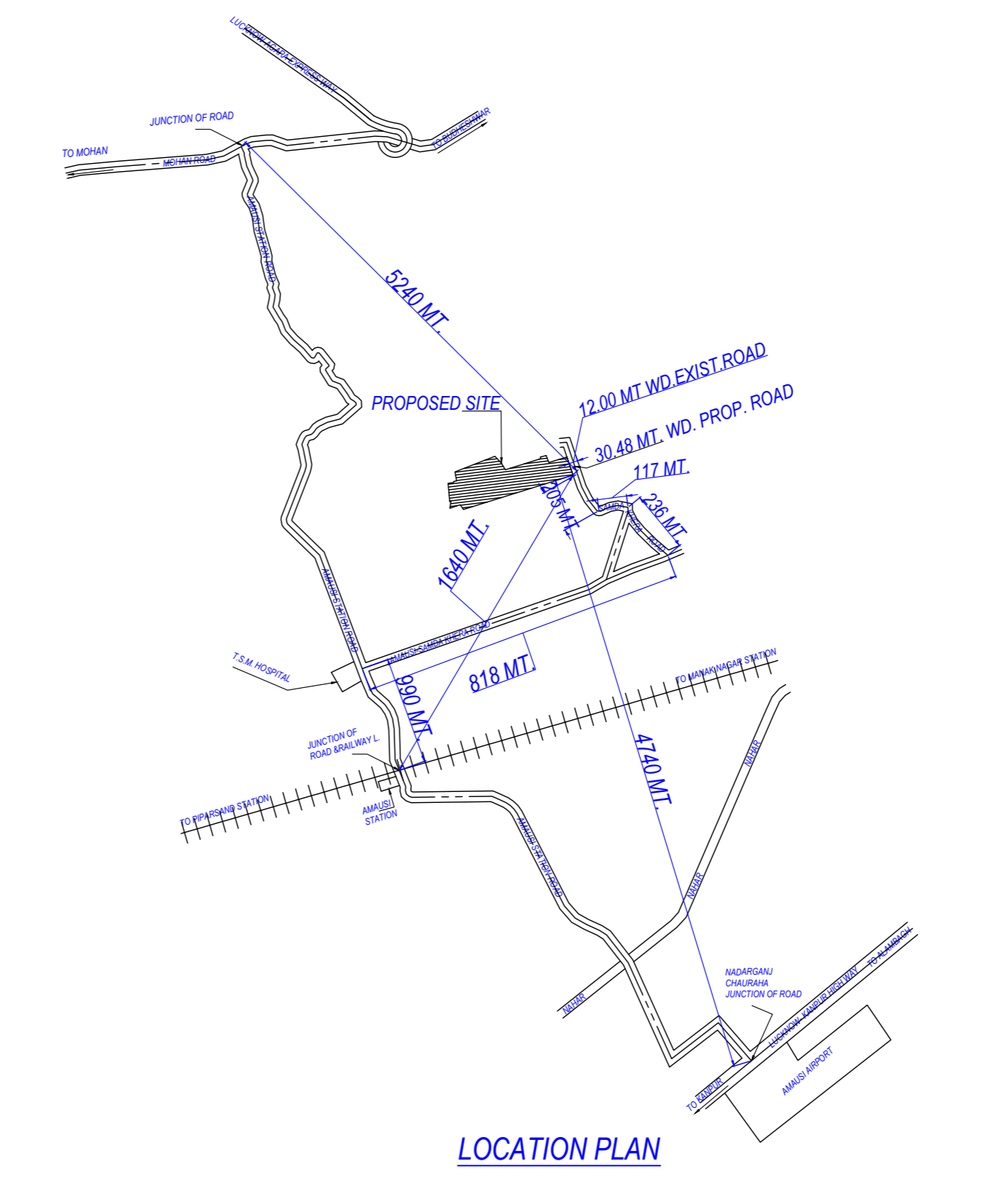
MORTGAGE PLOTS DETAILS				
S.NO	PLOT NO	AREA	UNIT	PERCENTAGE
1	34	105.40	SQMT	
2	35	105.40	SQMT	
3	36	105.40	SQMT	
4	37	105.40	SQMT	
5	38	105.40	SQMT	
6	39	105.40	SQMT	
7	40	105.40	SQMT	
8	41	105.40	SQMT	
9	65	84.955	SQMT	
10	67	84.955	SQMT	
11	68	84.955	SQMT	
12	69	84.955	SQMT	
13	79	105.4000	SQMT	
14	80	105.40	SQMT	
15	81	105.40	SQMT	
16	82	105.40	SQMT	
17	83	105.40	SQMT	
18	84	105.40	SQMT	
19	85	105.40	SQMT	
20	86	105.40	SQMT	
TOTAL		2880.22	SQMT	

AREA TABLE-3				
S.NO	ITEM	AREA	UNIT	PERCENTAGE
1	RAIN WATER HARVESTING	32.00	SQMT	
2	BORR WELL	6.25	SQMT	
3	TRANSFORMER	20.32	SQMT	
4	S.T.P	50.92	SQMT	
5	PARK	2742.90	SQMT	
6	OVER HEAD TANK	28.27	SQMT	
TOTAL		2880.22	SQMT	

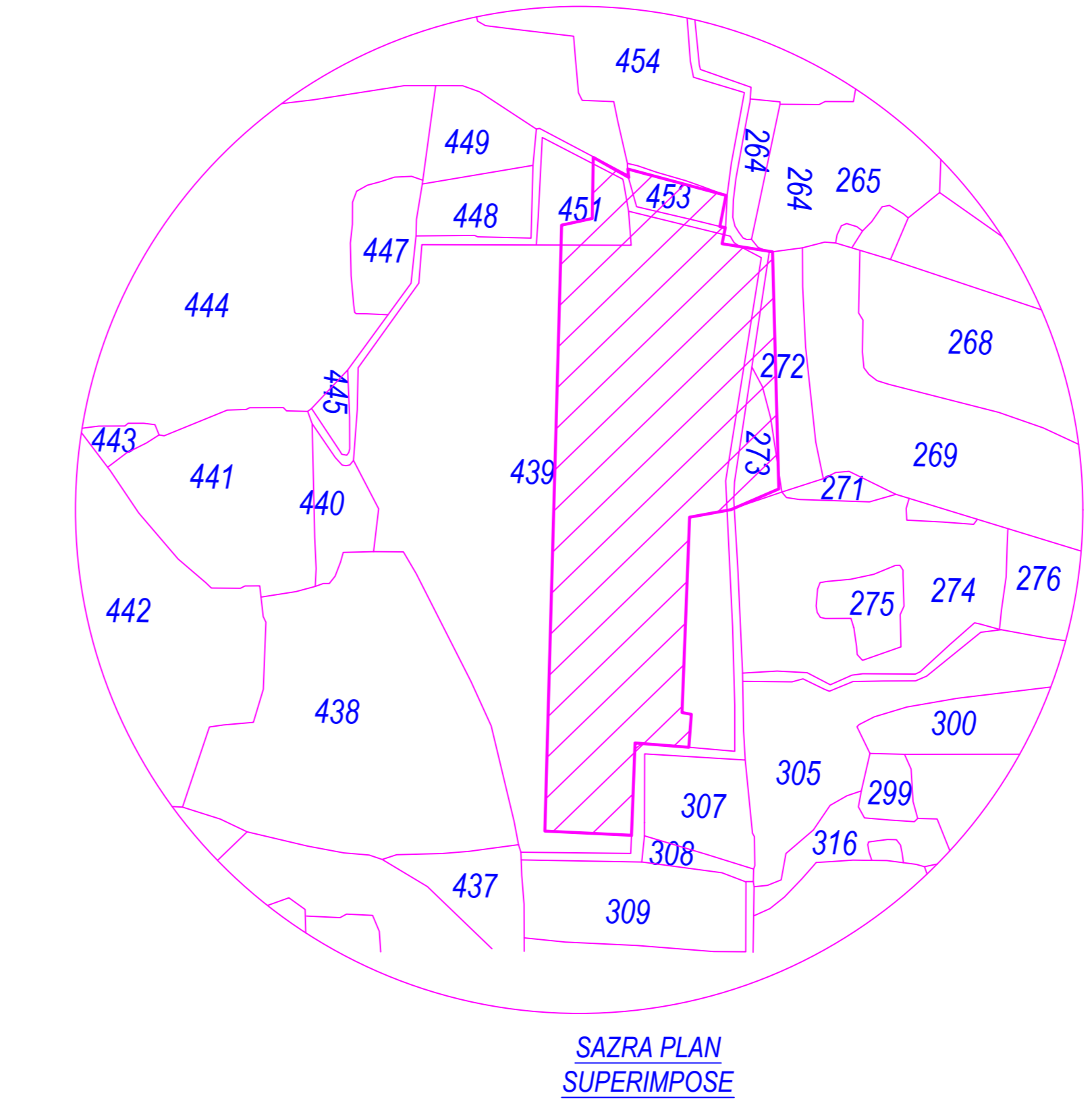
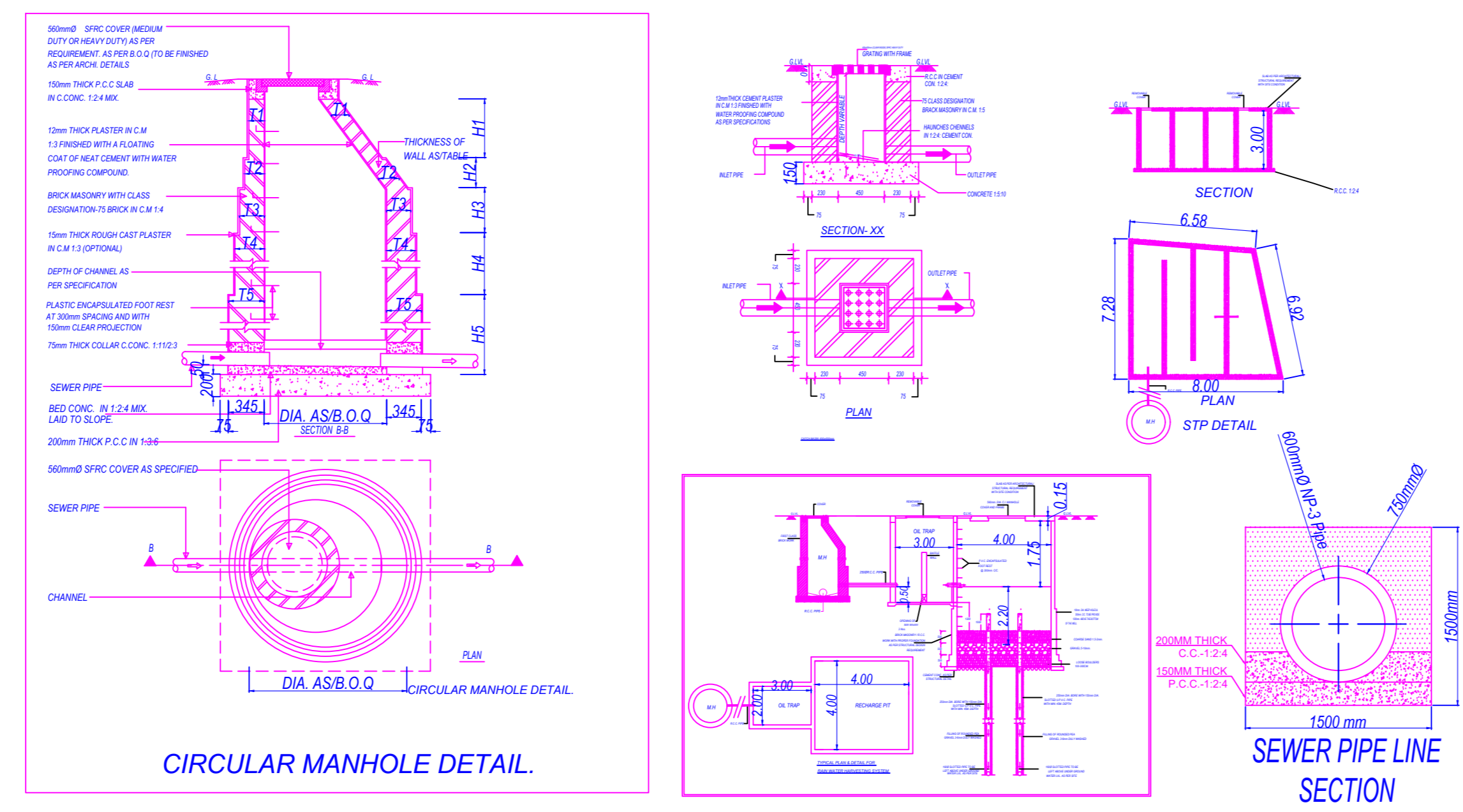
TENEMENT DENSITY CHECK				
	NET HOUSING DENSITY	NO. OF TENEMENT	NO. OF PERSON	
PERMISSIBLE	750/HEC	2/PLOT	SQMT	
PROPOSED		274	1370	
		188.00	940	

INDIVIDUAL AMENITY				
S.NO	ITEM	AREA	UNIT	PERCENTAGE
1	FOR INFORMAL AREA KIOSK/BOOTHP/ PLATFORM	46.56	SQMT	
2	SHOPPING	119.17	SQMT	
3	CONVENIENT SHOP	66.90	SQMT	
4	GARbage COLLECTION CENTER	62.20	SQMT	
TOTAL		314.83	SQMT	

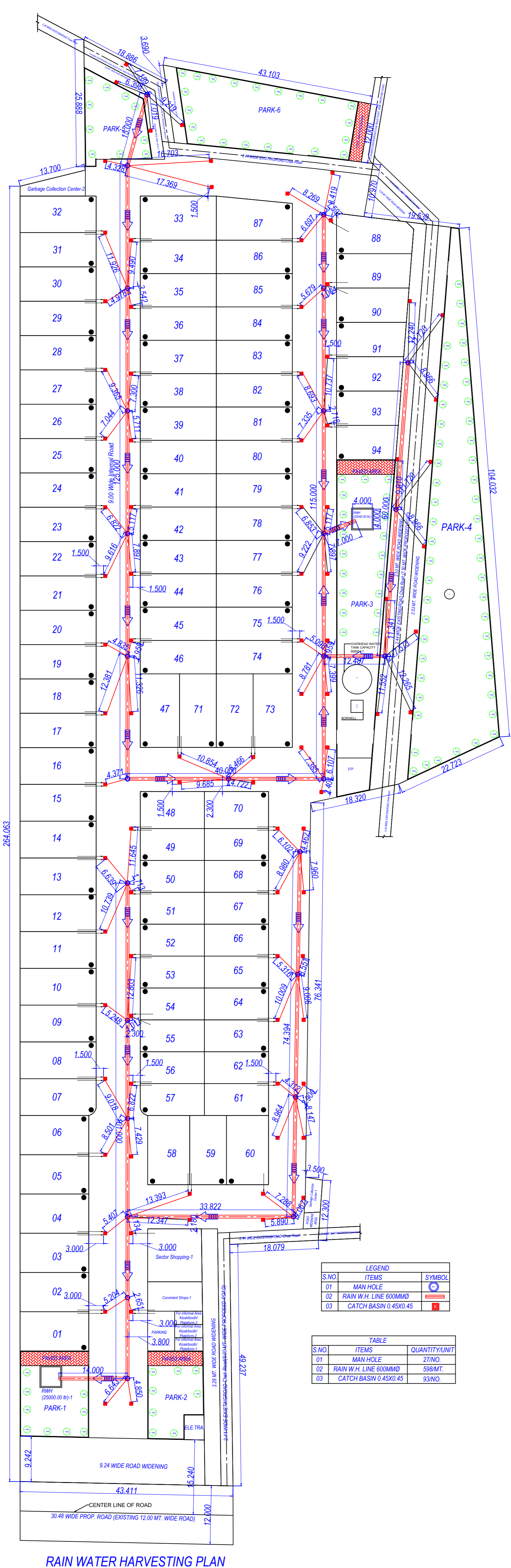
DENSITY CALCULATION TABLE				
S.N	TOTAL NO. OF PLOT	PER PLOT UNIT ABOVE 50 UP TO 100 SQMT	PER UNIT PERSON	TOTAL PERSON (TOTAL PLOT X PER PLOT UNIT X PER UNIT PERSON)
1	94.00	2.00	5	940.00



KEY PLAN



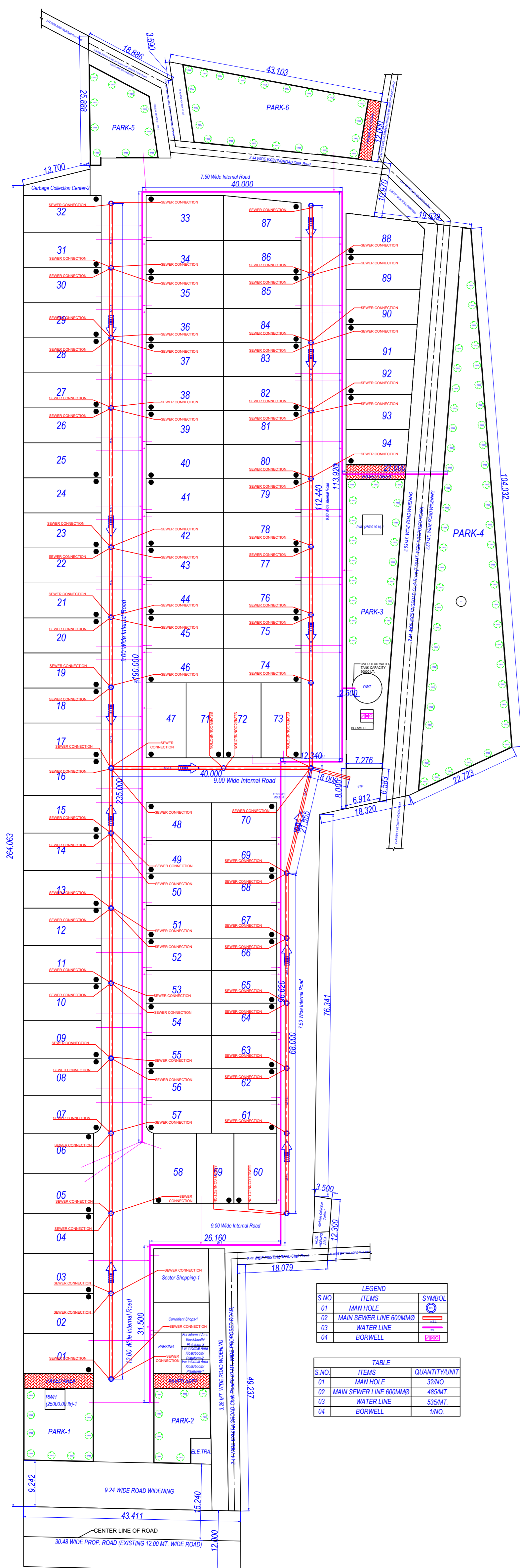
SAZRA PLAN SUPERIMPOSE



Individual Plot Area											
Plot No.	Abutting Road	Plot Area	Frontage		Coverage		FAR Area		Prop		
			Recd	Prop	Factor	Perm	Prop	Perm			
01	12.00 Wide Internal Road	40.00	-	112.00	3.50	8.00	0.00	0.00	0.00	-	0.00
02	12.00 Wide Internal Road	40.00	-	112.00	3.50	8.00	0.00	0.00	0.00	-	0.00
03	12.00 Wide Internal Road	40.00	-	112.00	3.50	8.00	0.00	0.00	0.00	-	0.00
04	12.00 Wide Internal Road	40.00	-	112.00	3.50	8.00	0.00	0.00	0.00	-	0.00
05	12.00 Wide Internal Road	40.00	-	112.00	3.50	8.00	0.00	0.00	0.00	-	0.00
06	12.00 Wide Internal Road	40.00	-	112.00	3.50	8.00	0.00	0.00	0.00	-	0.00
07	9.00 Wide Internal Road	40.00	-	115.55	3.50	9.77	0.00	0.00	0.00	-	0.00
08	9.00 Wide Internal Road	40.00	-	116.25	3.50	7.50	0.00	0.00	0.00	-	0.00
09	9.00 Wide Internal Road	40.00	-	116.25	3.50	7.50	0.00	0.00	0.00	-	0.00
10	9.00 Wide Internal Road	40.00	-	116.25	3.50	7.50	0.00	0.00	0.00	-	0.00
11	9.00 Wide Internal Road	40.00	-	116.25	3.50	7.50	0.00	0.00	0.00	-	0.00
12	9.00 Wide Internal Road	40.00	-	116.25	3.50	7.50	0.00	0.00	0.00	-	0.00
13	9.00 Wide Internal Road	40.00	-	116.25	3.50	7.50	0.00	0.00	0.00	-	0.00
14	9.00 Wide Internal Road	40.00	-	116.25	3.50	7.50	0.00	0.00	0.00	-	0.00
15	9.00 Wide Internal Road	40.00	-	116.25	3.50	7.50	0.00	0.00	0.00	-	0.00
16	9.00 Wide Internal Road	40.00	-	116.25	3.50	7.50	0.00	0.00	0.00	-	0.00
17	9.00 Wide Internal Road	40.00	-	108.50	3.50	7.00	0.00	0.00	0.00	-	0.00
18	9.00 Wide Internal Road	40.00	-	108.50	3.50	7.00	0.00	0.00	0.00	-	0.00
19	9.00 Wide Internal Road	40.00	-	108.50	3.50	7.00	0.00	0.00	0.00	-	0.00
20	9.00 Wide Internal Road	40.00	-	108.50	3.50	7.00	0.00	0.00	0.00	-	0.00
21	9.00 Wide Internal Road	40.00	-	108.50	3.50	7.00	0.00	0.00	0.00	-	0.00
22	9.00 Wide Internal Road	40.00	-	108.50	3.50	7.00	0.00	0.00	0.00	-	0.00
23	9.00 Wide Internal Road	40.00	-	108.50	3.50	7.00	0.00	0.00	0.00	-	0.00
24	9.00 Wide Internal Road	40.00	-	108.50	3.50	7.00	0.00	0.00	0.00	-	0.00
25	9.00 Wide Internal Road	40.00	-	108.50	3.50	7.00	0.00	0.00	0.00	-	0.00
26	9.00 Wide Internal Road	40.00	-	108.50	3.50	7.00	0.00	0.00	0.00	-	0.00
27	9.00 Wide Internal Road	40.00	-	108.50	3.50	7.00	0.00	0.00	0.00	-	0.00
28	9.00 Wide Internal Road	40.00	-	108.50	3.50	7.00	0.00	0.00	0.00	-	0.00
29	9.00 Wide Internal Road	40.00	-	108.50	3.50	7.00	0.00	0.00	0.00	-	0.00
30	9.00 Wide Internal Road	40.00	-	108.50	3.50	7.00	0.00	0.00	0.00	-	0.00
31	9.00 Wide Internal Road	40.00	-	108.50	3.50	7.00	0.00	0.00	0.00	-	0.00
32	9.00 Wide Internal Road	40.00	-	115.32	3.50	7.44	0.00	0.00	0.00	-	0.00
33	9.00 Wide Internal Road	40.00	-	139.50	3.50	24.50	0.00	0.00	0.00	-	0.00
34	9.00 Wide Internal Road	40.00	-	105.40	3.50	6.80	0.00	0.00	0.00	-	0.00
35	9.00 Wide Internal Road	40.00	-	105.40	3.50	6.80	0.00	0.00	0.00	-	0.00
36	9.00 Wide Internal Road	40.00	-	105.40	3.50	6.80	0.00	0.00	0.00	-	0.00
37	9.00 Wide Internal Road	40.00	-	105.40	3.50	6.80	0.00	0.00	0.00	-	0.00
38	9.00 Wide Internal Road	40.00	-	105.40	3.50	6.80	0.00	0.00	0.00	-	0.00
39	9.00 Wide Internal Road	40.00	-	105.40	3.50	6.80	0.00	0.00	0.00	-	0.00
40	9.00 Wide Internal Road	40.00	-	105.40	3.50	6.80	0.00	0.00	0.00	-	0.00
41	9.00 Wide Internal Road	40.00	-	105.40	3.50	6.80	0.00	0.00	0.00	-	0.00
42	9.00 Wide Internal Road	40.00	-	105.40	3.50	6.80	0.00	0.00	0.00	-	0.00
43	9.00 Wide Internal Road	40.00	-	105.40	3.50	6.80	0.00	0.00	0.00	-	0.00
44	9.00 Wide Internal Road	40.00	-	105.40	3.50	6.80	0.00	0.00	0.00	-	0.00
45	9.00 Wide Internal Road	40.00	-	105.40	3.50	6.80	0.00	0.00	0.00	-	0.00
46	9.00 Wide Internal Road	40.00	-	105.40	3.50	6.80	0.00	0.00	0.00	-	0.00
47	9.00 Wide Internal Road	40.00	-	120.00	3.50	23.00	0.00	0.00	0.00	-	0.00
48	9.00 Wide Internal Road	40.00	-	98.55	3.50	20.61	0.00	0.00	0.00	-	0.00
49	9.00 Wide Internal Road	40.00	-	84.96	3.50	6.50	0.00	0.00	0.00	-	0.00
50	9.00 Wide Internal Road	40.00	-	84.96	3.50	6.50	0.00	0.00	0.00	-	0.00
51	9.00 Wide Internal Road	40.00	-	84.96	3.50	6.50	0.00	0.00	0.00	-	0.00
52	9.00 Wide Internal Road	40.00	-	84.96	3.50	6.50	0.00	0.00	0.00	-	0.00
53	9.00 Wide Internal Road	40.00	-	84.96	3.50	6.50	0.00	0.00	0.00	-	0.00
54	9.00 Wide Internal Road	40.00	-	84.96	3.50	6.50	0.00	0.00	0.00	-	0.00
55	9.00 Wide Internal Road	40.00	-	84.96	3.50	6.50	0.00	0.00	0.00	-	0.00
56	9.00 Wide Internal Road	40.00	-	84.96	3.50	6.50	0.00	0.00	0.00	-	0.00
57	9.00 Wide Internal Road	40.00	-	84.26	3.50	7.12	0.00	0.00	0.00	-	0.00
58	12.00 Wide Internal Road	40.00	-	120.84	3.50	22.67	0.00	0.00	0.00	-	0.00
59	9.00 Wide Internal Road	40.00	-	105.75	3.50	7.50	0.00	0.00	0.00	-	0.00
60	9.00 Wide Internal Road	40.00	-	120.84	3.50	22.67	0.00	0.00	0.00	-	0.00
61	9.00 Wide Internal Road	40.00	-	84.96	3.50	6.50	0.00	0.00	0.00	-	0.00
62	7.50 Wide Internal Road	40.00	-	84.96	3.50	6.50	0.00	0.00	0.00	-	0.00
63	7.50 Wide Internal Road	40.00	-	84.96	3.50	6.50	0.00	0.00	0.00	-	0.00
64	7.50 Wide Internal Road	40.00	-	84.96	3.50	6.50	0.00	0.00	0.00	-	0.00
65	7.50 Wide Internal Road	40.00	-	84.96	3.50	6.50	0.00	0.00	0.00	-	0.00

66	7.50 Wide Internal Road	40.00	-	84.96	3.50	6.50	0.00	0.00	0.00	-	0.00
67	7.50 Wide Internal Road	40.00	-	84.96	3.50	6.50	0.00	0.00	0.00	-	0.00
68	7.50 Wide Internal Road	40.00	-	84.96	3.50	6.50	0.00	0.00	0.00	-	0.00
69	7.50 Wide Internal Road	40.00	-	84.96	3.50	6.50	0.00	0.00	0.00	-	0.00
70	9.00 Wide Internal Road	40.00	-	98.55	3.50	20.61	0.00	0.00	0.00	-	0.00
71	9.00 Wide Internal Road	40.00	-	112.50	3.50	7.50	0.00	0.00	0.00	-	0.00
72	9.00 Wide Internal Road	40.00	-	112.50	3.50	7.50	0.00	0.00	0.00	-	0.00
73	9.00 Wide Internal Road	40.00	-	120.00	3.50	23.00	0.00	0.00	0.00	-	0.00
74	9.00 Wide Internal Road	40.00	-	105.40	3.50	6.80	0.00	0.00	0.00	-	0.00
75	9.00 Wide Internal Road	40.00	-	105.40	3.50	6.80	0.00	0.00	0.00	-	0.00
76	9.00 Wide Internal Road	40.00	-	105.40	3.50	6.80	0.00	0.00	0.00	-	0.00
77	9.00 Wide Internal Road	40.00	-	105.40	3.50	6.80	0.00	0.00	0.00	-	0.00
78	9.00 Wide Internal Road	40.00	-	105.40	3.50	6.80	0.00	0.00	0.00	-	0.00
79	9.00 Wide Internal Road	40.00	-	105.40	3.50	6.80	0.00	0.00	0.00	-	0.00
80	9.00 Wide Internal Road	40.00	-	105.40	3.50	6.80	0.00	0.00	0.00	-	0.00
81	9.00 Wide Internal Road	40.00	-	105.40	3.50	6.80	0.00	0.00	0.00	-	0.00
82	9.00 Wide Internal Road	40.00	-	105.40	3.50	6.80	0.00	0.00	0.00	-	0.00
83	9.00 Wide Internal Road	40.00	-	105.40	3.50	6.80	0.00	0.00	0.00	-	0.00
84	9.00 Wide Internal Road	40.00	-	105.40	3.50	6.80	0.00	0.00	0.00	-	0.00
85	9.00 Wide Internal Road	40.00	-	105.40	3.50	6.80	0.00	0.00	0.00	-	0.00
86	9.00 Wide Internal Road	40.00	-	105.40	3.50	6.80	0.00	0.00	0.00	-	0.00
87	9.00 Wide Internal Road	40.00	-	127.88	3.50	23.07	0.00	0.00	0.00	-	0.00
88	9.00 Wide Internal Road	40.00	-	112.57	3.50	17.66	0.00	0.00	0.00	-	0.00
89	9.00 Wide Internal Road	40.00	-	105.47	3.50	7.00	0.00	0.00	0.00	-	0.00
90	9.00 Wide Internal Road	40.00	-	101.82	3.50	7.00	0.00	0.00	0.00	-	0.00
91	9.00 Wide Internal Road	40.00	-	97.78	3.50	7.00	0.00	0.00	0.00	-	0.00
92	9.00 Wide Internal Road	40.00	-	93.93	3.50	7.00	0.00	0.00	0.00	-	0.00
93	9.00 Wide Internal Road	40.00	-	90.09	3.50	7.00	0.00	0.00	0.00	-	0.00
94	9.00 Wide Internal Road	40.00	-	86.25	3.50	7.00	0.00	0.00	0.00	-	0.00

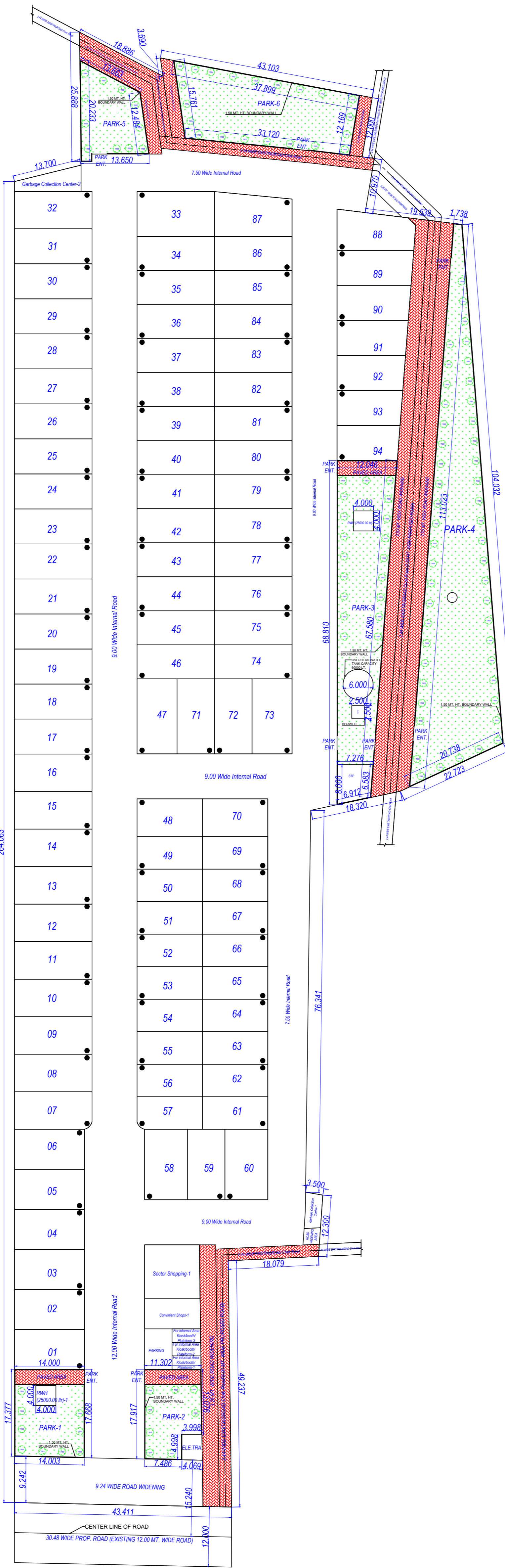
Individual Plot Setback										
Plot No.	Pavement	Abutting Road	Front		Side		Rear		Coverage Prop	FAR Area Prop
			Recd	Prop	Recd	Prop	Recd	Prop		
01		12.00 Wide Internal Road	2.00	-	-	-	-	-	0.00	0.00
02		12.00 Wide Internal Road	2.00	-	-	-	-	-	0.00	0.00
03		12.00 Wide Internal Road	2.00	-	-	-	-	-	0.00	0.00
04		12.00 Wide Internal Road	2.00	-	-	-	-	-	0.00	0.00
05		12.00 Wide Internal Road	2.00	-	-	-	-	-	0.00	0.00
06		12.00 Wide Internal Road	2.00	-	-	-	-	-	0.00	0.00
07		9.00 Wide Internal Road	2.00	-	-	-	-	-	0.00	0.00
08		9.00 Wide Internal Road	2.00	-	-	-	-	-	0.00	0.00
09		9.00 Wide Internal Road	2.00	-	-	-	-	-	0.00	0.00
10		9.00 Wide Internal Road	2.00	-	-	-	-	-	0.00	0.00
11		9.00 Wide Internal Road	2.00	-	-	-	-	-	0.00	0.00
12		9.00 Wide Internal Road	2.00	-	-	-	-	-	0.00	0.00
13		9.00 Wide Internal Road	2.00	-	-	-	-	-	0.00	0.00
14		9.00 Wide Internal Road	2.00	-	-	-	-	-	0.00	0.00
15		9.00 Wide Internal Road	2.00	-	-	-	-	-	0.00	0.00
16		9.00 Wide Internal Road	2.00	-	-	-	-	-	0.00	0.00
17										



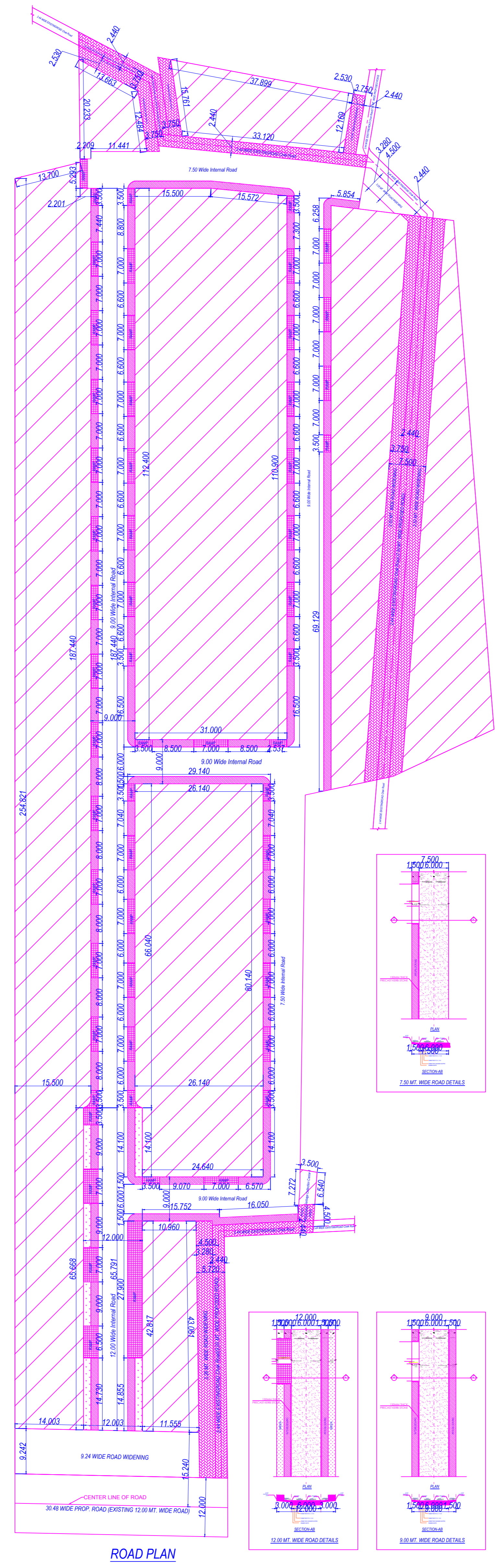
SERVICE PLAN

SYMBOL	ITEMS	SYMBOL
(Symbol)	MANHOLE	(Symbol)
(Symbol)	MAIN SERVICE LINE (60MM)	(Symbol)
(Symbol)	WATER LINE	(Symbol)
(Symbol)	SEWER	(Symbol)

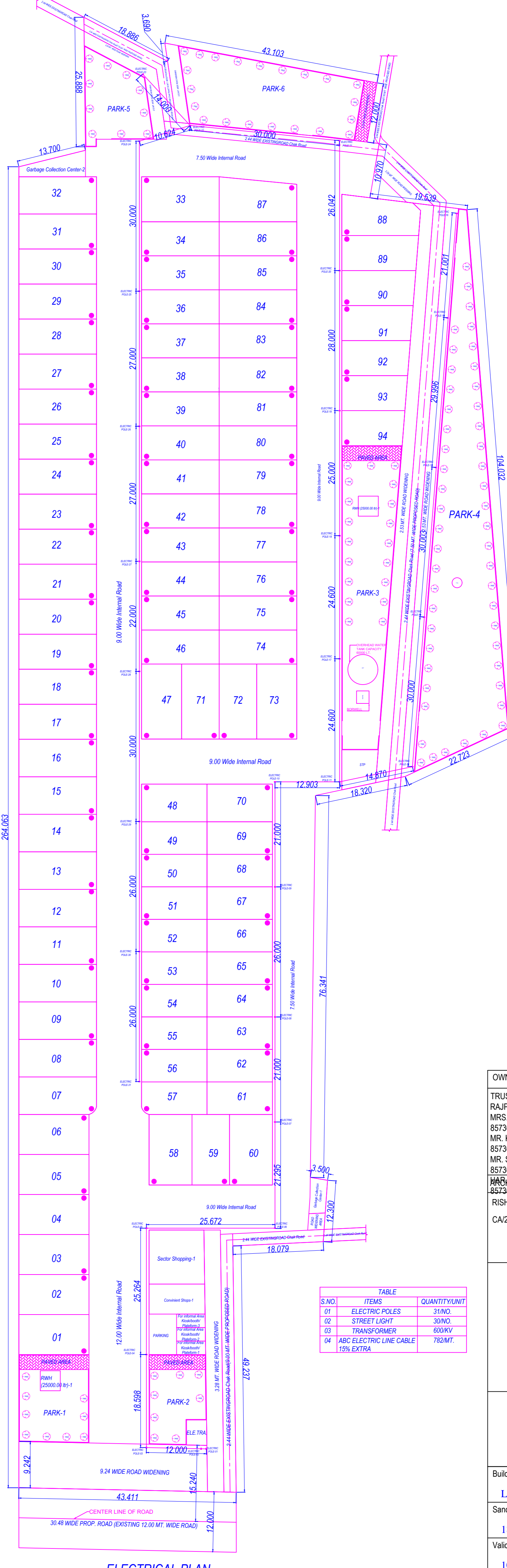
SYMBOL	ITEMS	QUANTITY	UNIT
(Symbol)	MANHOLE	3	NO
(Symbol)	MAIN SERVICE LINE (60MM)	405.547	M
(Symbol)	WATER LINE	335.547	M
(Symbol)	SEWER	130.0	M



LANDSCAPE PLAN




ROAD PLAN



ELECTRICAL PLAN

SYMBOL	ITEMS	QUANTITY	UNIT
(Symbol)	ELECTRIC POLES	3	NO
(Symbol)	STREET LIGHT	3	NO
(Symbol)	TRANSFORMER	6	NO
(Symbol)	ABC ELECTRIC LINE CABLE (25KV)	76.547	M
(Symbol)	10KV CABLE	130.0	M

OWNER'S NAME AND SIGNATURE
 TRUSTROOT INFRA DEVELOPERS PVT. LTD. DIRECTOR AKASH RAJPUT, akashrajput5355@gmail.com, 857303077
 MRS. PRAKASH KAUR, akashrajput5355@gmail.com, 857303077
 MR. KARAMJEET SINGH, akashrajput5355@gmail.com, 857303077
 MR. SHUKHPAL SINGH, akashrajput5355@gmail.com, 857303077
AKASH RAJPUT **ENGINEER**
 RISHI VERMA
 CA2015/66738



Building Plan Application Number
 LDALD/23-244/103
 Sanctioned On
 18 Sep 2024
 Valid Till
 10 Dec 2029
 Approved By
 Vice Chairman (Vice Chairman)
 Examined By
 Yashoda Nand Tripathi (Junior engineer)
 Alka Singh (Assistant Engineer)
 Sanjay Jindal (Executive engineer/Town Planner)
 kaushvendra kumar Gautam (Chief Town Planner)
 Sanjay Jindal (Executive engineer/Town Planner)

Note: - 1) This drawing is prepared as per the current prevailing Building Bye Laws.
 2) If Map sanctioned is used for purpose anything other than stated in application will lead to rejection of Map.
 ISO_A0_(841.00_x_1189.00_MM)