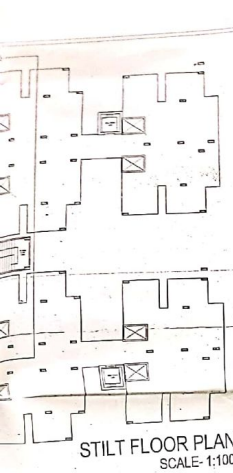

STILT FLOOR PLAN
SCALE- 1:100

TYPICAL FLOOR PLAN
(1 st TO 12 th FLOOR)
SCALE- 1:100

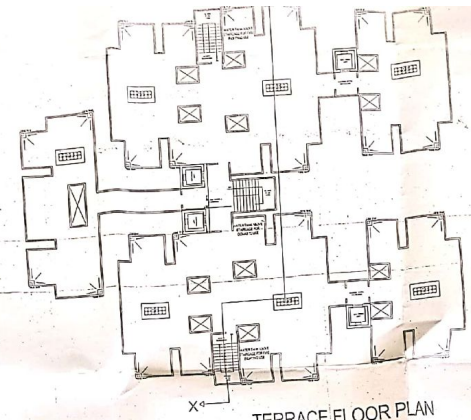

TERRACE FLOOR PLAN
SCALE- 1:100

ATKH.NO.511 , NOBASTA KALA,
CHINHAT , DEVA ROAD
LUCKNOW.

OPENING SCHEDULE (DOORS WINDOWS & VENTILATORS)

S.NO.	TYPE	OPENING SIZE	S.LL	LINTEL	REMARKS
1.	FCD	1500 X 2100	—	2550	
2.	DW	1500 X 2550	—	2550	
3.	D	1050X 2550	—	2550	
4.	D1	1000 X 2100	—	2100	
5.	D2	900 X 2100	—	2100	
6.	D3	750 X 2100	—	2100	
7.	W	1500 X 1650	900	2550	
8.	W1	1200 X 1650	900	2550	
9.	W2	750 X 1650	900	2550	
10.	W3	1800 X 1650	1200	2550	
11.	V	600 X 750	1800	2550	
12.	SW	1800 X 1650	900	2550	

AREA DETAIL OF STILT FLOORS

S. No	PATICULARS	WIDTH (IN MT.)	LENGTH (IN MT.)	Nos.	AREA (IN SQMT.	REMARK
1	L1	2.06	2.06	2	10.2152	RECTANGLE
2	L2	2.52	2.095	2	9.4584	RECTANGLE
3	S1	2.4	4.515	2	23.112	RECTANGLE
3	S2	2.315	3.23	1	13.93745	RECTANGLE
			TOTAL		56.73	Sqmt.

AREA DETAIL OF TYPICAL FLOORS

S. No	PATICULARS	WIDTH (IN MT.)	LENGTH (IN MT.)	Nos.	AREA (IN SQMT.	REMARK
1	A1	3.22	4.395	8	112.5648	RECTANGLE
2	A2	1.38	3.810	4	20.7005	RECTANGLE
3	A3	0.75	6.375	4	25.125	RECTANGLE
4	A4	1.605	12.025	4	77.1029	RECTANGLE
5	A5	1.13	8.975	4	40.385	RECTANGLE
6	B1	1.33	4.705	4	25.7852	RECTANGLE
7	B2	1.25	2.605	4	13.0448	RECTANGLE
8	B3	0.75	4.245	4	12.732	RECTANGLE
9	B4	1.105	7.25	4	32.1016	RECTANGLE
10	B5	1.22	2.545	4	16.8103	RECTANGLE
11	D1	4.545	1.88	2	17.0979	RECTANGLE
12	D2	1.797	8.825	2	31.4674	RECTANGLE
13	D3	2.06	1.845	2	7.6088	RECTANGLE
14	D4	1.32	4.545	2	12.0015	RECTANGLE
15	D5	2.015	0.37	1	0.7455	RECTANGLE
16	D6	1.38	3.37	1	4.6506	RECTANGLE
17	D7	10.105	2.4	2	48.503	RECTANGLE
18	D8	1.95	2.763	2	10.7921	RECTANGLE
19	D9	1.95	2.3	2	8.97	RECTANGLE
20	D10	1.95	1.105	2	4.3014	RECTANGLE
21	D11	2.4	2.4	1	5.76	RECTANGLE
22	D12	3.17	2.29	1	10.7202	RECTANGLE
23	L1	2.06	2.095	2	8.6291	RECTANGLE
24	L2	2.52	2.315	2	11.6712	RECTANGLE
25	S1	2.4	4.515	2	13.93745	RECTANGLE
26	S2	4.215	3.23	1	13.93745	RECTANGLE
			TOTAL		567.28	Sqmt.

AREA DETAIL OF MUMTY & MACHINE ROOM

S. No	PATICULARS	WIDTH (IN MT.)	LENGTH (IN MT.)	Nos.	AREA (IN SQMT.	REMARK
1	Machine room -1	4.642	2.26	2	20.93	RECTANGLE
2	Machine room -2	2.63	5.33	2	30.85	RECTANGLE
3	S1	2.63	5.33	1	28.04	RECTANGLE
4	S2	4.512	3.23	1	13.94	RECTANGLE
			TOTAL		93.81	Sqmt.

CALCULATION OF TYPICAL BLOCK D+E

FLOORS	USE	AREA IN SQMT. COVERED AREA	GROUND COVERAGE	MUMTY	NO. OF FLATS
Stilt	Parking	65.73	967.08		14
1st floor	Flats	967.08			14
2nd floor	Flats	967.08			14
3rd floor	Flats	967.08			14
4th floor	Flats	967.08			14
5th floor	Flats	967.08			14
6th floor	Flats	967.08			14
7th floor	Flats	967.08			14
8th floor	Flats	967.08			14
9th floor	Flats	967.08			14
10th floor	Flats	967.08			14
11th floor	Flats	967.08			14
12 floor	Flats	967.08			14
Terrace	Mumty And Machine room			93.08	
	Total Areas	11661.69	967.08	93.08	168
Total Area of block D+E		23323.38	1934.16	186.16	336

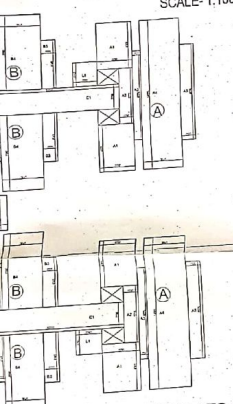

M FOR TYPICAL FLOOR (1st TO 12th)
SCALE- 1:100

AREA DIAGRAM FOR STILT FLOOR
SCALE- 1:100

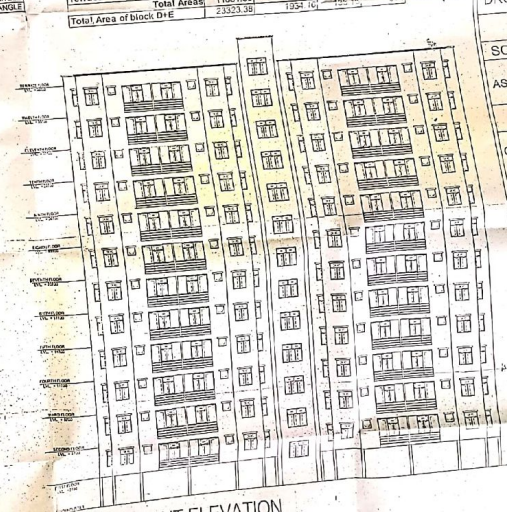

ELEVATION

SUBMISSION DRAWING

DRG. TITLE :- BLOCK- D & E
FLOOR PLANS, ELEVAT
AREA LINE DIAGRAM & SEC

DRG. NO:-

SCALE:-	REVISION	DATE
AS SHOWN		SEP-2013

CLIENT:-
Smt. MEENAKSHI SHUKLA w/o K.K.
VILLAGE- NOBASTA KALA, DEVA R
Mr. NAND KISHOR s/o LATE BRAH
VILLAGE- NOBASTA KALA, DEVA

CONSULTANTS:
lexican Infratech
ARCHITECTS INTERIOR DESIGNERS &

यह मानचित्र लखनऊ
2021 तथा भवन उपवि
अनुरूप तैयार किया

OWNER'S SIGN

Scanned by CamScanner

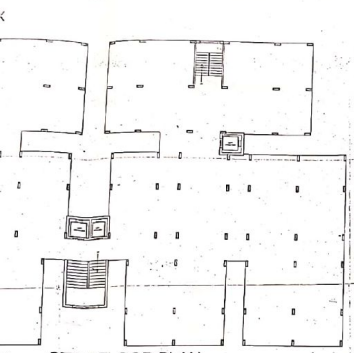

STILT FLOOR PLAN
SCALE- 1:100

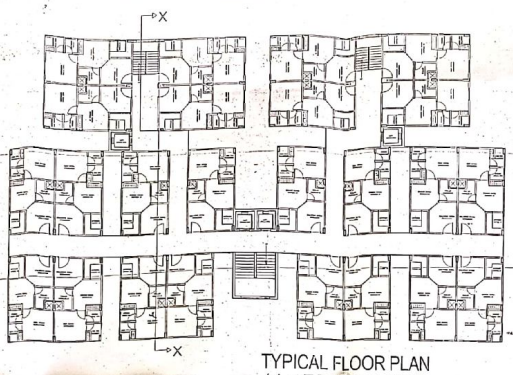

TYPICAL FLOOR PLAN
(1 st TO 12 th FLOOR)
SCALE- 1:100

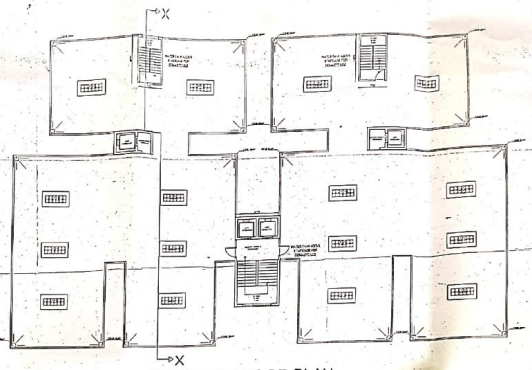

TERRACE FLOOR PLAN
SCALE- 1:100

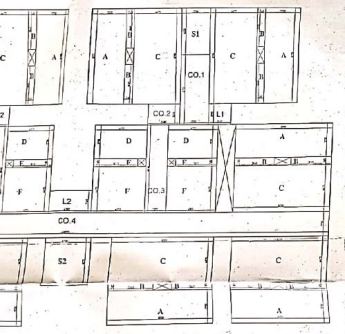

DIAGRAM FOR TYPICAL FLOOR (1st TO 12th)
SCALE- 1:100

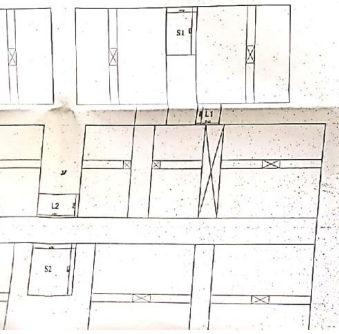

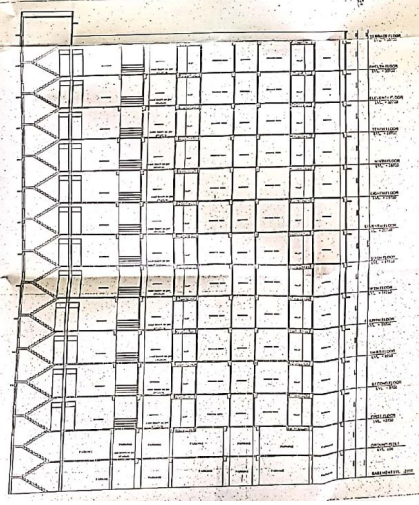



FRONT ELEVATION

AREA DETAIL OF TYPICAL FLOORS OF BLOCK C

S. No.	PATICULARS	WIDTH (IN	LENGTH (	No.	AREA (IN SQMT.	REMARK
1	A	3.23	9.295	10	300.23	RECTANGLE
2	B	0.745	3.845	20	57.29	RECTANGLE
3	C	4.47	9.295	10	415.46	RECTANGLE
4	D	4.655	3.23	4	60.14	RECTANGLE
5	E	0.745	3.61	4	11.66	RECTANGLE
6	F	4.655	4.47	4	83.23	RECTANGLE
7	CO.1	2.73	6.793	2	37.09	RECTANGLE
8	CO.2	2.03	2.96	2	12.02	RECTANGLE
9	CO.3	1.965	8.445	2	33.19	RECTANGLE
10	CO.4	46.67	2.33	1	113.40	RECTANGLE
11	L1	2.145	2.03	2	8.71	RECTANGLE
12	L2	4.06	2.145	1	8.71	RECTANGLE
13	S1	2.73	4.533	2	24.75	RECTANGLE
14	S2	4.29	4.615	1	19.80	RECTANGLE
			TOTAL		1185.69	Sqmt.

AREA DETAIL OF STILT FLOOR

S. No.	PATICULARS	WIDTH (IN MT.)	LENGTH (IN MT.)	Nos.	AREA (IN SQMT.	REMARK
1	L1	2.145	2.03	2	8.71	RECTANGLE
2	L2	4.06	2.145	1	8.71	RECTANGLE
3	S1	2.73	4.533	2	24.75	RECTANGLE
4	S2	4.29	4.615	1	19.80	RECTANGLE
			TOTAL		61.96593	Sqmt.

AREA DETAIL OF MUMTY & MACHINE ROOM

S. No.	PATICULARS	WIDTH (IN MT.)	LENGTH (IN MT.)	Nos.	AREA (IN SQMT.	REMARK
1	Machine room -1	4.175	9.09	1	37.95075	RECTANGLE
2	Machine room -2	3.99	2.26	2	18.0348	RECTANGLE
3	S1	2.73	4.601	2	25.12146	RECTANGLE
			TOTAL		81.10701	Sqmt.

CALCULATION OF TYPICAL BLOCK C

FLOORS	USE	AREA IN SQMT. COVERED AREA	GROUND COVERAGE	MUMTY	NO. OF FLATS
Stilt	Parking	61.97	1185.69		
1st floor	Flats	1185.69			24
2nd floor	Flats	1185.69			24
3rd floor	Flats	1185.69			24
4th floor	Flats	1185.69			24
5th floor	Flats	1185.69			24
6th floor	Flats	1185.69			24
7th floor	Flats	1185.69			24
8th floor	Flats	1185.69			24
9th floor	Flats	1185.69			24
10th floor	Flats	1185.69			24
11th floor	Flats	1185.69			24
12th floor	Flats	1185.69			24
Terrace	Mumty And Machine room			81.11	
	Total Areas	14293.246	1185.69	81.11	288

PROPOSED ROW H
ATKH.NO.511, NOBA
CHINHAT, DEVA
LUCKNOW

OPENING SCHEDULE (DOORS, WINDOW

S.NO.	TYPE	OPENING SIZE	SILL
1.	FCD	1500 X 2100	—
2.	DW	1500 X 2000	—
3.	D	1650X 2550	—
4.	D1	1000 X 2100	—
5.	D2	900 X 2100	—
6.	D3	750 X 2100	—
7.	W	1500 X 1050	900
8.	W1	1200 X 1050	900
9.	W2	750 X 1050	900
10.	W3	1200 X 1050	1050
11.	V	800 X 750	1800
12.	SW	1800 X 1650	500

SUBMISSION DI

DRG. TITLE :-
FLOOR PLA
AREA LINE DIAG

DRG. NO:- GH/

SCALE:-	REVISION
AS SHOWN	

CLIENT:-
Smt. MEENAKSHI SHUKLA
VILLAGE- NOBASTA KALA,
Mr. NAND KISHOR s/o LATE
VILLAGE- NOBASTA KALA,

CONSULTANTS-
lexicon Infrat
ARCHITECTS,INTERIOR DES
SHOP NO 18/13, LCM TOWER, VI
MOB.+91-8318911114, 9532070005

यह मानचित्र ल
2021 तथा भवन
अनुरूप तैयार

Scanned by CamScanner



STILT FLOOR PLAN
SCALE- 1:100

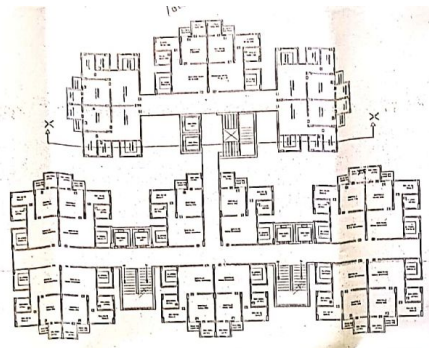

TYPICAL FLOOR PLAN
(1 st TO 12 th FLOOR)
SCALE- 1:100

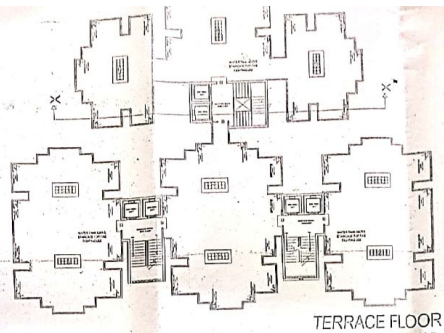

TERRACE FLOOR PLAN
SCALE- 1:100

ATKH.NO.5
CHINHA
LU

OPENING SCHEDULE (DO		
S.NO	TYPE	OPENING SIZ
1	FD	1500 X 2100
2	DW	1035 X 2550
3	D	1000X 2050
4	D1	900 X 2100
5	D2	750 X 2100
6	W	1500 X 1650
7.	W1	1000 X 1650
8	W2	750 X 1650
9	V	[illegible]

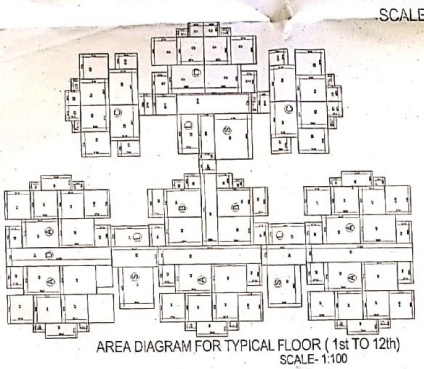

AREA DIAGRAM FOR TYPICAL FLOOR (1st TO 12th)
SCALE- 1:100

AREA DETAIL OF STILT FLOOR

S.NO.	PARTICULAR	WIDTH(IN FT.)	LENGTH(IN FT.)	REMARKS	AREA IN SQ.MT.
1	S1	4.505	3.65	1 RECTANGLE	16.53025
2	S2	4.505	3.585	1 RECTANGLE	16.150425
3	S3	4.845	4.855	1 RECTANGLE	29.70441
4	L1	2.233	4.648	1 RECTANGLE	9.605136
5	L2	4.277	2.232	1 RECTANGLE	0.546234
6	L3	2.232	4.648	1 RECTANGLE	9.605136
				TOTAL	81.603756 SQ.MT.

AREA DETAIL OF TYPICAL FLOORS
AREA TO BE ADDED (A)

S.NO.	PARTICULAR	WIDTH(IN FT.)	LENGTH(IN FT.)	REMARKS	AREA IN SQ.MT.
1	A1	3.05	3.71	5 RECTANGLE	42.812
2	A2	2.365	1.715	5 RECTANGLE	20.213375
3	A3	3.115	2.865	5 RECTANGLE	61.443375
4	A4	3.65	2.51	5 RECTANGLE	45.122
5	A5	0.95	1.297	5 RECTANGLE	6.16075
6	A6	1.015	3.315	5 RECTANGLE	29.918375
7	A7	3.05	2.815	5 RECTANGLE	43.331
8	A8	3.115	3.51	5 RECTANGLE	50.553125
9	A9	2.365	1.715	5 RECTANGLE	20.213375
10	A10	3.65	2.73	5 RECTANGLE	42.842
11	A11	0.95	1.297	5 RECTANGLE	6.16075
				TOTAL	267.184 SQ.MT.

AREA TO BE ADDED (B)

S.NO.	PARTICULAR	WIDTH(IN FT.)	LENGTH(IN FT.)	REMARKS	AREA IN SQ.MT.
1	B1	2.365	1.715	2 RECTANGLE	8.10122
2	B2	3.65	1.715	3 RECTANGLE	10.55324
3	B3	3.115	2.915	2 RECTANGLE	21.57725
4	B4	3.65	3.945	2 RECTANGLE	24.3612
5	B5	0.95	1.297	2 RECTANGLE	2.2583
6	B6	1.015	1.73	2 RECTANGLE	3.5915
				TOTAL	70.57631 SQ.MT.

AREA TO BE ADDED (K)

S.NO.	PARTICULAR	WIDTH(IN FT.)	LENGTH(IN FT.)	REMARKS	AREA IN SQ.MT.
1	C1	1.672	1.615	3 RECTANGLE	8.18084
2	C2	1.672	1.615	3 RECTANGLE	8.18084
3	C3	2.672	3.65	3 RECTANGLE	29.53728
4	C4	2.672	3.65	3 RECTANGLE	29.53728
5	C5	2.72	3.65	3 RECTANGLE	29.9232
6	C6	2.72	3.65	3 RECTANGLE	29.9232
7	C7	1.215	2.365	3 RECTANGLE	12.187875
8	C8	3.861	3.115	3 RECTANGLE	36.304015
9	C9	3.861	3.115	3 RECTANGLE	36.304015
10	C10	1.715	2.365	3 RECTANGLE	13.187375
11	C11	1.257	0.95	3 RECTANGLE	3.58245
12	C12	1.257	0.95	3 RECTANGLE	3.58245
				TOTAL	223.07542 SQ.MT.

AREA TO BE ADDED (R)

S.NO.	PARTICULAR	WIDTH(IN FT.)	LENGTH(IN FT.)	REMARKS	AREA IN SQ.MT.
1	[illegible]	[illegible]	[illegible]	1 RECTANGLE	[illegible]
2	S2	4.505	3.65	1 RECTANGLE	16.150425
3	S3	4.845	4.855	1 RECTANGLE	29.70441
				TOTAL	53.40928 SQ.MT.

AREA TO BE ADDED (L)

S.NO.	PARTICULAR	WIDTH(IN FT.)	LENGTH(IN FT.)	REMARKS	AREA IN SQ.MT.
1	L1	2.232	4.648	1 RECTANGLE	9.605136
2	L2	4.277	2.232	1 RECTANGLE	9.546264
3	L3	2.232	4.648	1 RECTANGLE	9.605136
				TOTAL	27.756536 SQ.MT.

AREA TO BE ADDED (D)

S.NO.	PARTICULAR	WIDTH(IN FT.)	LENGTH(IN FT.)	REMARKS	AREA IN SQ.MT.
1	D1	2	11.265	1 RECTANGLE	22.41
2	D2	2.223	4.935	1 RECTANGLE	10.933316
3	D3	2	11.187	1 RECTANGLE	22.304
4	D4	2.223	4.647	1 RECTANGLE	10.29303
5	D5	2	11.205	1 RECTANGLE	22.41
6	D6	7.81	1.658	1 RECTANGLE	12.94958
7	D7	1.8	1.238	1 RECTANGLE	2.227
8	D8	0.663	1.703	1 RECTANGLE	1.142052
9	D9	4.277	1.658	1 RECTANGLE	7.091202
10	D10	2.33	1.5	1 RECTANGLE	3.495
11	D11	2.28	2.541	1 RECTANGLE	5.79348
12	D12	2.23	7.875	1 RECTANGLE	17.56425
13	D13	2.28	0.669	1 RECTANGLE	1.52592
14	D14	2.33	1.5	1 RECTANGLE	3.495
				TOTAL	141.149373 SQ.MT.

TOTAL TYPICAL FLOOR PLAN A+D+C+B+L+D 693.761299 SQ.MT.

AREA DETAIL OF MUMTY & MACHINE ROOM

S.NO.	PARTICULAR	WIDTH(IN FT.)	LENGTH(IN FT.)	REMARKS	AREA IN SQ.MT.
1	S1	4.73	3.685	1 RECTANGLE	17.43005
2	S2	4.815	3.685	1 RECTANGLE	17.74275
3	S3	4.915	3.825	1 RECTANGLE	18.9185
4	MACHINE ROOM-1	4.233	4.2	1 RECTANGLE	17.7786
5	MACHINE ROOM-2	4.348	4.322	1 RECTANGLE	18.78056
6	MACHINE ROOM-	4.277	3.925	1 RECTANGLE	16.78225
				TOTAL	105.28456 SQ.MT.

CALCULATION OF TYPICAL BLOCK A+B
AREA IN SQ.MT.

S.NO.	FLOORS	USE	AREA	COVERAGE	MUMTY	NO.OF FLATS
1	STILT	PARKING	81.02	892.76		
2	1ST FLOOR	FLATS	892.76			10
3	2ND FLOOR	FLATS	892.76			10
4	3RD FLOOR	FLATS	892.76			10
5	4TH FLOOR	FLATS	892.76			10
6	5TH FLOOR	FLATS	892.76			10
7	6TH FLOOR	FLATS	892.76			10
8	7TH FLOOR	FLATS	892.76			10
9	8TH FLOOR	FLATS	892.76			10
10	9TH FLOOR	FLATS	892.76			10
11	10TH FLOOR	FLATS	892.76			10
12	11TH FLOOR	FLATS	892.76			10
13	12TH FLOOR	FLATS	892.76			10
14	TERRACE	MUMTY & MACHINE			106.28	
		TOTAL	10704.16	892.76	106.28	216
	TOTAL AREA OF A+B BLOCK		21588.32	1785.52	212.57	432

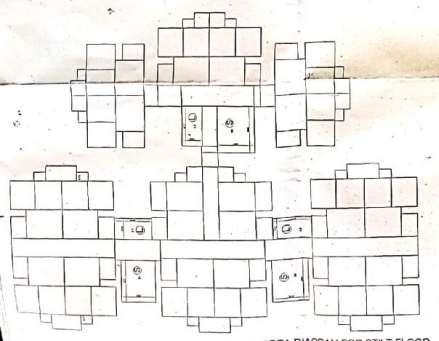

AREA DIAGRAM FOR STILT FLOOR
SCALE- 1:100

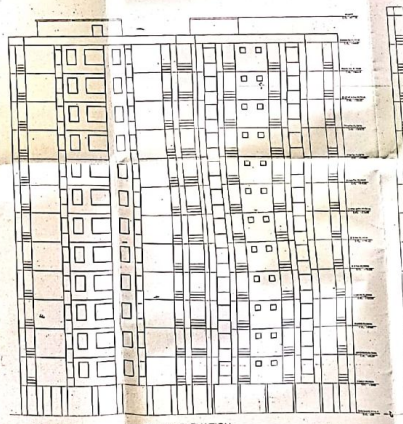

FRONT ELEVATION
SCALE - 1:100

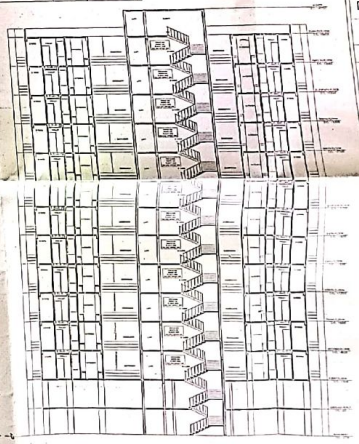

SECTION X-X'
SCALE- 1:100

SUBMISSI

DRG. TITLE :-
FLOO
AREA LIN

DRG. NO:-

SCALE:- REV

AS SHOWN
1.

CLIENT:-
Smt. MEENAK
VILLAGE- NO

Mr. NAND KI
VILLAGE- NO

CONSULTANTS
lexic
ARCHITE
SHOP NO
MOB-+9

यह न
2021
अनुप

OWNER'S

Scanned by CamScanner

Scanned by CamScanner

Scanned by CamScanner

Scanned by CamScanner

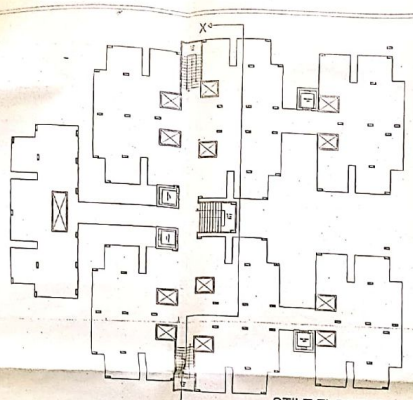

STILT FLOOR PLAN
SCALE- 1:100

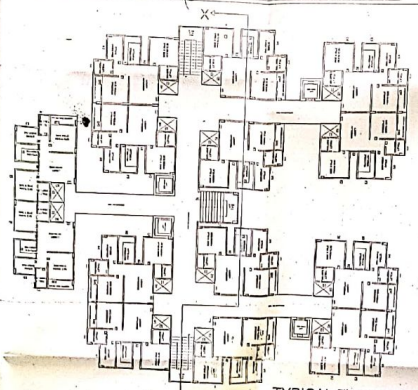

TYPICAL FLOOR PLAN
(1 st TO 12 th FLOOR)
SCALE- 1:100

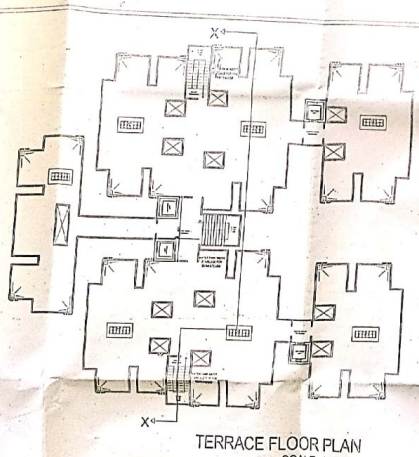

TERRACE FLOOR PLAN
SCALE- 1:100

AREA DETAIL OF STILT FLOORS

S. No	PARTICULARS	WIDTH (IN MT.)	LENGTH (IN MT.)	Nos.	AREA (IN SQMT.	REMARK
1	S1	3.28	2.36	2	15.2416	RECTANGLE
2	S2	1.25	2.125	2	5.3125	RECTANGLE
3	S3	2.4	2.125	2	10.2000	RECTANGLE
4	S4	1.05	2.125	2	4.4625	RECTANGLE
			3.33	1	13.03965	RECTANGLE
			TOTAL		58.33	Sqmt.

AREA DETAIL OF TYPICAL FLOORS

S. No	PARTICULARS	WIDTH (IN MT.)	LENGTH (IN MT.)	Nos.	AREA (IN SQMT.	REMARK
1	A1	3.28	4.395	8	115.5672	RECTANGLE
2	A2	1.8	5.215	1	20.7630	RECTANGLE
3	A3	3.15	8.375	1	26.3531	RECTANGLE
4	A4	3.45	14.805	1	204.9630	RECTANGLE
5	A5	4.32	8.905	1	47.3904	RECTANGLE
6	B1	3.25	4.365	4	56.7937	RECTANGLE
7	B2	1.75	2.155	4	13.6445	RECTANGLE
8	B3	1.05	4.76	4	20.3148	RECTANGLE
9	B4	3.45	7.08	4	97.3968	RECTANGLE
10	B5	1.12	4.535	2	20.3356	RECTANGLE
11	D1	0.745	1.95	2	2.9055	RECTANGLE
12	D2	1.52	8.935	2	27.1676	RECTANGLE
13	D3	1.08	3.545	2	7.6572	RECTANGLE
14	D4	1.32	4.545	2	11.9988	RECTANGLE
15	D5	2.015	6.31	2	12.7118	RECTANGLE
16	D6	1.95	3.87	2	15.1215	RECTANGLE
17	D7	0.705	3.3	2	4.6548	RECTANGLE
18	D8	1.95	4.713	2	18.3807	RECTANGLE
19	D9	1.61	2.3	2	7.4106	RECTANGLE
20	D4	1.54	20.585	2	63.4	RECTANGLE
21	D5	1.2	2.3	2	55.244	RECTANGLE
22	L1	3.28	2.36	2	15.5	RECTANGLE
23	L2	1.25	2.125	2	10.3125	RECTANGLE
24	L3	2.4	2.125	2	10.2000	RECTANGLE
25	L4	1.05	2.125	2	4.4625	RECTANGLE
			3.33	1	13.03965	RECTANGLE
			TOTAL		1031.94	Sqmt.

AREA DETAIL OF MUMTY & MACHINE ROOM

S. No	PARTICULARS	WIDTH (IN MT.)	LENGTH (IN MT.)	Nos.	AREA (IN SQMT.	REMARK
1	Machine room -1	4.842	2.23	2	20.98	RECTANGLE
2	Machine room -2	4.08	9.031	1	36.85	RECTANGLE
3	S	1.05	2.125	2	4.4625	RECTANGLE
4	S2	4.315	2.23	1	9.6245	RECTANGLE
			TOTAL		93.01	Sqmt.

CALCULATION OF TYPICAL BLOCK D+E

FLOORS	USE	AREA IN SQMT. COVERED AREA	GROUND COVERAGE	MUMTY	NO. OF FLATS
Stilt	Parking	58.73	997.09		
1st floor	Flats	607.08			14
2nd floor	Flats	607.08			14
3rd floor	Flats	607.08			14
4th floor	Flats	607.08			14
5th floor	Flats	607.08			14
6th floor	Flats	607.08			14
7th floor	Flats	607.08			14
8th floor	Flats	607.08			14
9th floor	Flats	607.08			14
10th floor	Flats	607.08			14
11th floor	Flats	607.08			14
12 floor	Flats	607.08			14
	Mumty And				
Terrace	Machine room			93.00	
	Total Area	1 1031.00	997.09	93.00	168
Total Area of block D+E		2,3023.36	1034.10	186.10	336

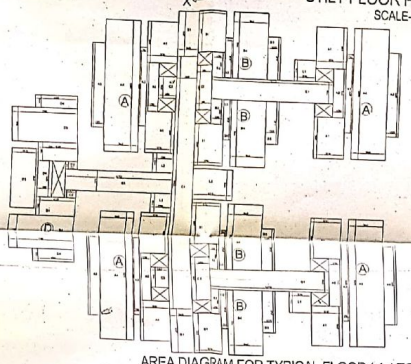

AREA DIAGRAM FOR TYPICAL FLOOR (1st TO 12th)
SCALE- 1:100

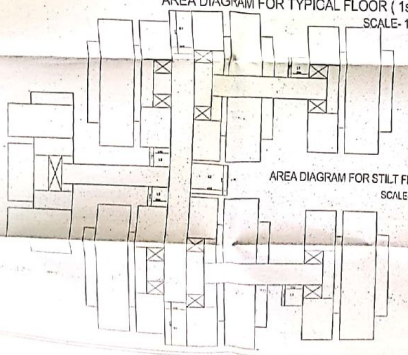

AREA DIAGRAM FOR STILT FLOOR
SCALE- 1:100

SECTION X-X'
SCALE- 1:100

LIFT SECTION
SCALE- 1:100

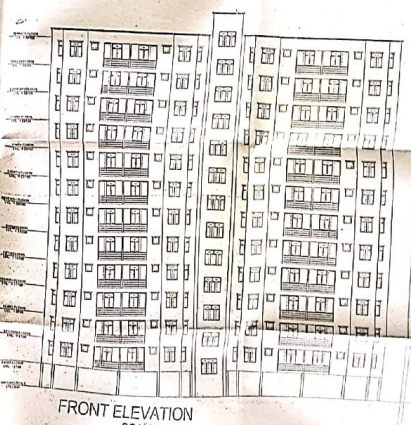

FRONT ELEVATION
SCALE- 1:100

PRO
ATKH
CI

OPENING SCH

S.NO	TYPE
1	FCD
2	DW
3	D
4	D1
5	D2
6	D3
7	W
8	W1
10	W3
11	V
12	SW

SUBMIS

DRG. TITLE

AREA L

DRG. NO:-

SCALE:- REV

AS SHOWN

CLIENT -
SHRI MEENAKSHI
VILLAGE- NOBASTA
Mr. NAND KISHOR
VILLAGE- NOBASTA

CONSULTANTS-
lexicon
ARCHITECTS, INTER

यह मानचि
अनुरूप तैया

OWNER'S SIGN.

Scanned by CamScanner

PROPOSED ROW HOUSING AT KH.NO.511 NOBASTA KALA, CHINHAT DEVA ROAD LUCKNOW.

S.No.	DISCRIPTION	No./ (%)	AREA SQ. ft.	ACRES	HACTARE
1	TOTAL SCHEME AREA	100	20880	5.11	2.07
2	PLOT AREA		20880		
3	REQUIRED GREEN (15 % OF PLOT AREA)	15	3102		
4	PERMISSIBLE GROUND COVERAGE (40% OF PLOT AREA)	0.4	8272		
5	PERMISSIBLE FAR (2.5 OF PLOT AREA+ PURCHASABLE FAR)	2.5+1.25	3.75	77550	
6	REQUIRED WATER BODY @ 5% OF GREN AREA			155.1	
7	PERMISSIBLE UNITS (@330 UNITS/ HACTARE)		683.1	FLATS	
8	REQUIRED NO. OF TREES@ 50 NOS./ HACTARE		104	TREES	
	ACHIEVED AREAS				
9	ACHIEVED GROUND COVERAGE	33.44%	6917.25		
10	ACHIEVED FAR	3.02	62487.3		
11	PROVIDED GREEN	15.02%	3107.03		
12	PROVIDED WATER BODY	5.76%	179.67		
13	ACHIEVED UNITS		1056	FLATS	
14	PROVIDED NO. OF TREES		120	TREES	
15	REQUIRED NO. OF PARKING		1056	CARS	
16	PROVIDED NO. OF PARKING		670	CARS	



Dabit Calculation (in Sqm.)					
S.no.	Description	Nos.	Ground Coverage	FAR Area	Total No. of Flats
1	Block-A	1	832.26	10734.10	115
2	Block-B	1	637.40	10164.10	116
3	Block-C	1	1185.65	14200.24	202
4	Block-D	1	537.65	11651.65	181
5	Block-E	1	537.65	11631.65	181
6	VILLA 26 Nos	26	2011.49	3805.31	
	TOTAL		6917.25	62187.3	

LOCATION ON SITE

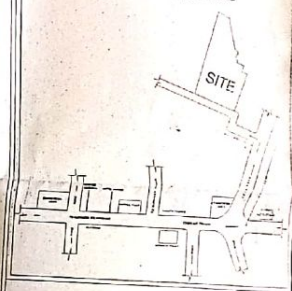

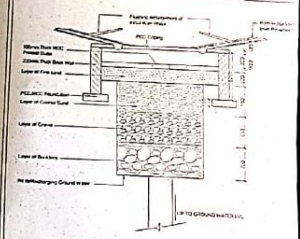

RAIN WATER HARVESTING

NOTES:
ALL FIRE CHECK DOOR WILL BE OF 2 H. RATING.
BASEMENT AND TOILETS WILL BE MECHANICALLY VENTILATED.
SPRINKLERS WILL BE PROVIDED IN BASEMENT.

WATER BODY CALCULATION			
S.No.	POCKET	AREA	UNIT
1	W1	69.31	SQM.
2	W2	110.36	SQM.
	TOTAL	179.67	SQM.

GREEN AREA CALCULATION			
S.No.	POCKET	AREA	UNIT
1	GREEN-1	618.6	SQM.
2	GREEN-2	315.69	SQM.
3	GREEN-3	385.77	SQM.
4	GREEN-4	213.94	SQM.
5	GREEN-5	113.14	SQM.
6	GREEN-6	196.2	SQM.
7	GREEN-7	158.36	SQM.
8	GREEN-8	1105.33	SQM.
	TOTAL	3107.03	SQM.

SUBMISSION DRAWING

DRG. TITLE :- SITE PLAN

DRG. NO.:-

SCALE.-	REVISION	DATE	NORTH
1: 200		JULY-2013	

CLIENT–
SMT. MEENAKSHI SHUKLA W/O K.K. SHUKLA, VILLAGE NOBASTA KALA, DEVA ROAD, LUCKNOW
MR. NAND KISHORE S/O LATE BRAHM BAKASH, VILLAGE NOBASTA KALA, DEVA ROAD, LUCKNOW.

CONSULTANTS-
lexicon

Scanned by CamScanner