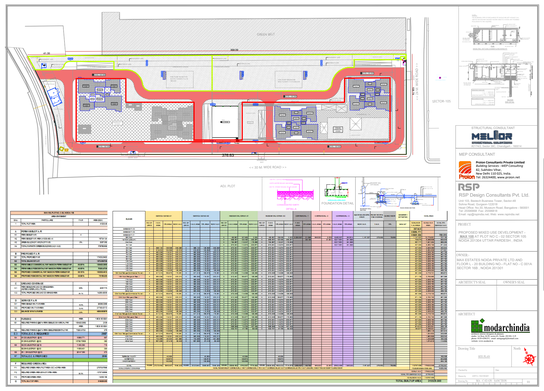
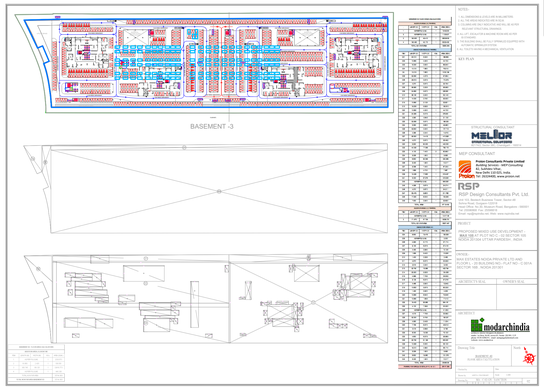
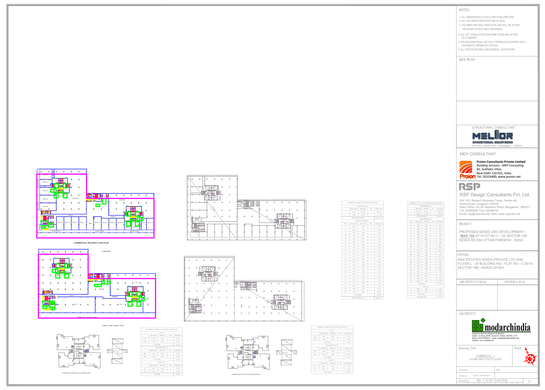
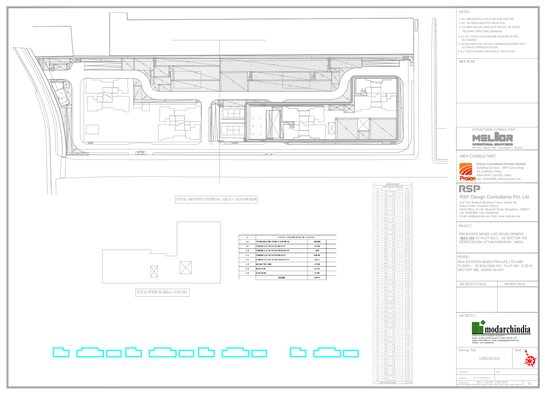
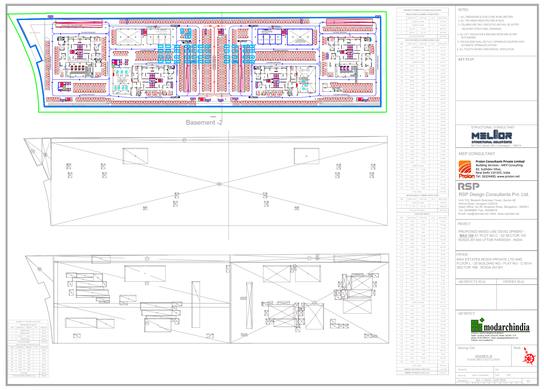


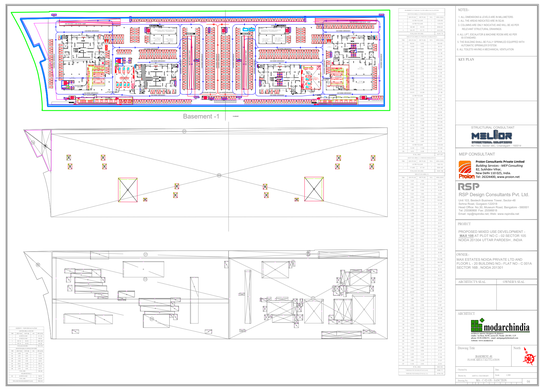


































RAM PRAKASH
Digitally signed by RAM PRAKASH
Date: 2026.01.05 17:51:40 +05'30'

VINAY KUMAR
Digitally signed by VINAY KUMAR
Date: 2026.01.05 17:52:20 +05'30'

DEVENDRA NIGAM
Digitally signed by DEVENDRA NIGAM
Date: 2026.01.05 17:52:55 +05'30'

MEENA BHARGAVA
Digitally signed by MEENA BHARGAVA
Date: 2026.01.05 17:54:02 +05'30'

NOTES:-

1. ALL DIMENSIONS & LEVELS ARE IN MILLIMETERS.
2. ALL THE AREAS INDICATED ARE IN SQ.M.
3. COLUMNS ARE ONLY INDICATIVE AND WILL BE AS PER RELEVANT STRUCTURAL DRAWINGS.
4. ALL LIFT, ESCALATOR & MACHINE ROOM ARE AS PER ISI STANDARD.
5. THE BUILDING SHALL BE FULLY SPRINKLED EQUIPPED WITH AUTOMATIC SPRINKLER SYSTEM.
6. ALL TOILETS HAVING A MECHANICAL VENTILATION

KEY PLAN

STRUCTURAL CONSULTANT

MELIOR STRUCTURAL SOLUTIONS
#2174/2, Sector 38C, Chandigarh - 160014

MEP CONSULTANT

Proion Consultants Private Limited
Building Services - MEP Consulting
82, Sukhdev Vihar,
New Delhi 110 025, India.
Tel: 26324400, www.proion.net

RSP Design Consultants Pvt. Ltd.
Unit 103, Bestech Business Tower, Sector-48
Sohna Road, Gurgaon-122018
Head Office: No.30, Museum Road, Bangalore - 560001
Tel: 25596868 Fax: 25596818
Email: rsp@rspindia.net; Web: www.rspindia.net

PROJECT

PROPOSED MIXED USE DEVELOPMENT - **MAX 105** AT PLOT NO C - 02 SECTOR 105 NOIDA 201304 UTTAR PARDESH , INDIA

OWNER:-

MAX ESTATES NOIDA PRIVATE LTD AND FLOOR L - 20 BUILDING NO.:- FLAT NO - C 001A SECTOR 16B , NOIDA 201301

ARCHITECT'S SEAL

Shiv Kumar
AR. SHIV KUMAR
B.ARCH
Reg. No.- CA/2017/88101
D-230, Govindpuri, Modinagar-201201, Ghaziabad (U.P.)
Mob.- +91-7417486938

OWNER'S SEAL

Max Estates Noida Private Limited
DEPONENT

ARCHITECT

modarchindia
architects interior designers & planners
studio: 1st floor, B-99, sector-63, Noida -201301, U.P.
phone: 0120-4206253, email: amitgangal@hotmail.com
website: www.modarch.in

Drawing Title

SUBMISSION DRAWING

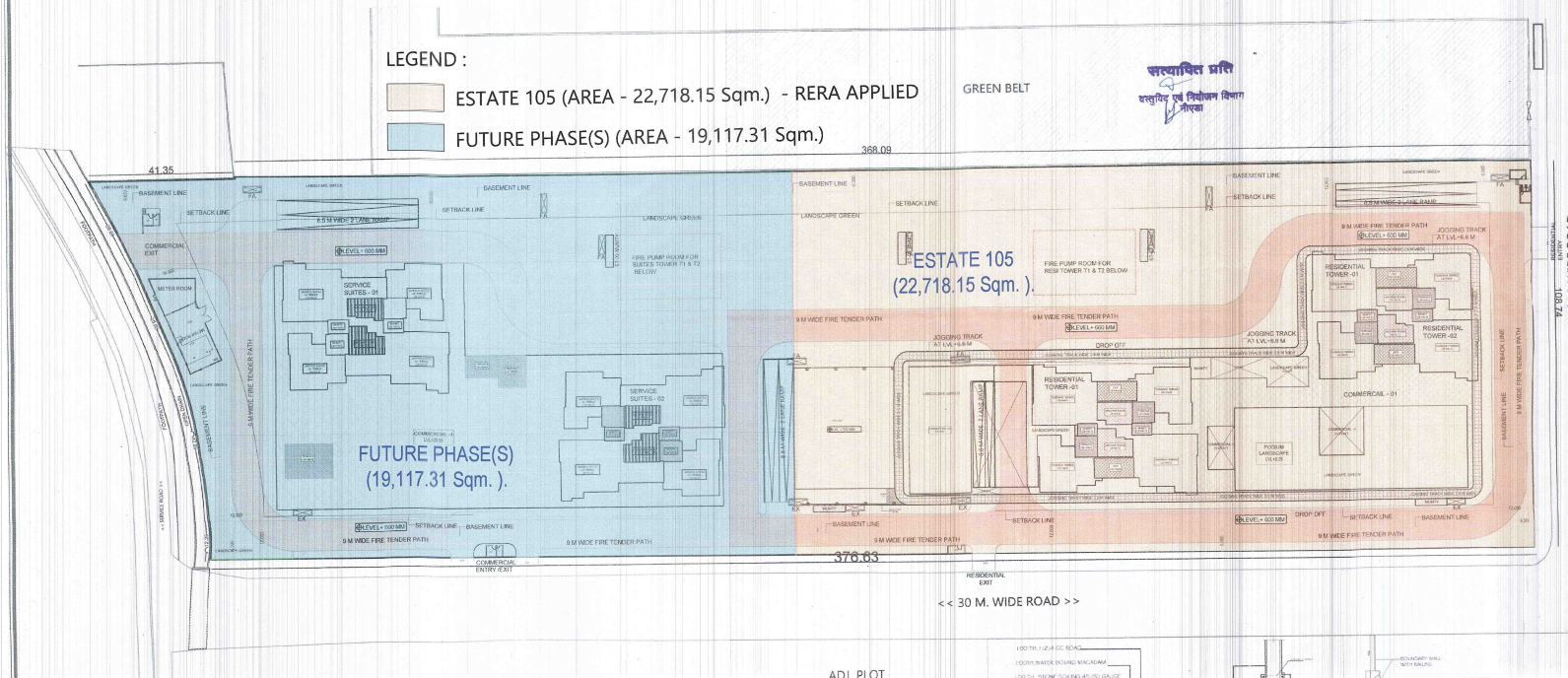
North

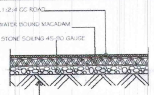
Checked by	Date
Drawn by ADITYA CHAUDHARY	
Drawing No. MA - C-02-GN - SANCTION	01

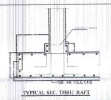
LEGEND :

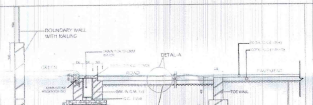
ESTATE 105 (AREA - 22,718.15 Sqm.) - RERA APPLIED

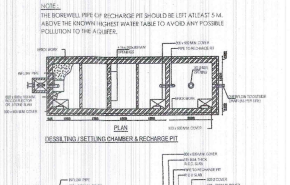
FUTURE PHASE(S) (AREA - 19,117.31 Sqm.)











MAX-105, PLOT NO. C-02, NOIDA-105			
AREA STATEMENT			
S.No.	PARTICULARS	F.A.R	AREA (SQM)
1	TOTAL PLOT AREA		41835.46
A	**PERMISSIBLE F.A.R**		
A.1	PERMISSIBLE F.A.R -	4	
A.2	PERMISSIBLE F.A.R AREA (41835.460 X 4)		167341.84
A.3	GREEN BUILDING F.A.R (5% OF F.A.R)	5%	8367.092
A.4	TOTAL FAR WITH GREEN BUILDING (A.2 + A.3)		175708.932
B	**PROPOSED F.A.R**		
B.1	TOTAL PROPOSED F.A.R		174032.9453
B.2	**TOTAL BALANCE F.A.R**		**1675.986725**
B.3	**PERMISSIBLE COMMERCIAL FAR % AGE ON PERMISSIBLE FAR**	**60.00%**	**105425.3592**
B.4	**PERMISSIBLE RESIDENTIAL FAR % AGE ON PERMISSIBLE FAR**	**40.00%**	**70283.5728**
B.3	PROPOSED COMMERCIAL FAR % AGE ON PERMISSIBLE FAR	59.10%	103636.4413
B.4	PROPOSED RESIDENTIAL FAR % AGE ON PERMISSIBLE FAR	39.95%	70196.504
C	**GROUND COVERAGE**		
C.1	PERMISSIBLE GROUND COVERAGE AREA (AS PER MASTER LAYOUT PLAN)	50%	20917.73
C.2	TOTAL PROPOSED GROUND COVERING AREA	34.1%	14259.48005
D	**SERVICE F.A.R**		
D.1	PERMISSIBLE 15% F.A.R AREA	15.0%	26396.3399
D.2	PROPOSED 15% F.A.R AREA	12.4%	21749.40113
D.3	**BALANCE 15% F.A.R AREA**	**2.6%**	**4605.938675**
E	**PARKING**	AREA	1 ECS / 50 SQM
E.1	REQUIRED PARKING @50 % PERMISSIBLE COMMERCIAL FAR	105425.3592	2109
		AREA	1 ECS / 80 SQM
E.2	REQUIRED PARKING @40 % PERMISSIBLE RESIDENTIAL FAR	70283.5728	879
E.3	**TOTAL E.C.S. REQUIRED**		**2987**
E.4	B1 (DOUBLE STACK - @ 16)	10865.771	667
	B1 (SINGLE STACK - @ 30)	10788.70908	360
E.5	B2 (DOUBLE STACK - @ 16)	11458.368	716
	B2 (SINGLE STACK - @ 30)	11508.401	384
E.6	B3 ((SINGLE STACK - @ 30)	28147.395	872
E.7	**TOTAL E.C.S. PROPOSED**		**2998**
F	**REQUIRED GREEN AREA**		
F.1	REQUIRED GREEN AREA (PLOT AREA - GC) = OPEN AREA		27575.97095
F.2	REQUIRED GREEN AREA (50% OF OPEN AREA)	50.0%	13787.98998
F.3	PROPOSED GREEN AREA		14005.198
G	TOTAL BUILT UP AREA		315529.800

FLOOR	SERVICE SUITES -01				SERVICE SUITES -02				RESIDENTIAL TOWER -01				RESIDENTIAL TOWER -02				COMMERCIAL - 1		COMMERCIAL - 2		COMMERCIAL - 3		ELEVATED JOGGING TRACK	METER ROOM & HSD STORAGE	GUARD ROOM	BASEMENT (81+82+83)	TOTAL AREA		
	NO. OF UNITS	F.A.R. AREA	15% AREA	NON F.A.R	NO. OF UNITS	F.A.R. AREA	15% AREA	NON F.A.R	NO. OF UNITS	F.A.R. AREA	15% AREA	NON F.A.R	NO. OF UNITS	F.A.R AREA	15% AREA	NON F.A.R	F.A.R. AREA	15% AREA	F.A.R. AREA	15% AREA	F.A.R. AREA	15% AREA	NON F.A.R.	F.A.R.	15%	BUILTUP	TOTAL NON F.A.R AREA	TOTAL F.A.R AREA	TOTAL 15% SERVICE F.A.R.
BASEMENT -03																											35744.8		
BASEMENT - 02																											33696.771		
BASEMENT - 01									0	163.687	137.982	0.000	0	163.287	109.308	0.000	3,050.527	21.598	646.020	2.030	6,480.507	340.614	1,147.027	275.553	75.650		33696.556		709.815
GR. Floor									4	989.487	120.490	353.287	4	989.487	125.490	353.287		25.154		21.821	6,317.651	341.595					1,147.027	10,779.581	707.182
1st floor (podium)									4	989.487	120.490	353.287	4	989.487	125.490	353.287					6,317.651	341.595					708.575	8,296.628	826.548
2nd floor									0	794.867	112.347	178.889	0	794.867	112.347	178.889					6,317.651	341.595					357.777	7,407.384	586.288
3rd floor									4	973.051	114.874	203.677	4	973.051	114.874	203.677											407.354	8,283.753	571.342
4th floor	4	996.133	126.896	352.296	4	996.133	126.896	352.296	4	973.051	114.874	203.677	4	973.051	114.874	203.677											407.354	3,938.568	483.540
5th floor	0	819.203	123.892	130.816	0	819.203	123.892	130.816	4	973.051	114.874	203.677	4	973.051	114.874	203.677											407.354	3,938.568	477.531
6th floor	4	980.329	119.021	200.310	4	980.329	119.021	200.310	4	973.051	114.874	203.677	4	973.051	114.874	203.677											407.354	3,906.760	487.790
7th floor	4	980.329	119.021	200.310	4	980.329	119.021	200.310	4	973.051	114.874	203.677	4	973.051	114.874	203.677											407.354	3,906.760	487.790
8th floor	4	980.329	119.021	200.310	4	980.329	119.021	200.310	4	973.051	114.874	203.677	4	973.051	114.874	203.677											407.354	3,906.760	487.790
9th floor	4	980.329	119.021	200.310	4	980.329	119.021	200.310	4	973.051	114.874	203.677	4	973.051	114.874	203.677											407.354	3,906.760	487.790
10th floor	4	980.329	119.021	200.310	4	980.329	119.021	200.310	4	973.051	114.874	203.677	4	973.051	114.874	203.677											407.354	3,906.760	487.790
11th floor	4	980.329	119.021	200.310	4	980.329	119.021	200.310	4	973.051	114.874	203.677	4	973.051	114.874	203.677											407.354	3,906.760	487.790
12th floor	4	980.329	119.021	200.310	4	980.329	119.021	200.310	4	973.051	114.874	203.677	4	973.051	114.874	203.677											407.354	3,906.760	487.790
13th floor	4	980.329	119.021	200.310	4	980.329	119.021	200.310	4	973.051	114.874	203.677	4	973.051	114.874	203.677											407.354	3,906.220	486.758
14th floor	4	980.059	119.505	195.546	4	980.059	119.505	195.546	4	973.051	114.874	203.677	4	973.051	114.874	203.677											391.092	3,778.701	586.672
15th floor Refuge (Commercial Tower)	3	917.315	169.978	175.061	3	917.315	169.978	175.061	4	972.036	114.858	195.546	4	972.036	114.858	195.546											371.109	3,785.550	587.396
16th floor (Refuge on Resi..)	4	980.329	119.021	200.310	4	980.329	119.021	200.310	3	912.451	164.677	195.546	3	912.451	164.677	175.583											407.354	3,906.760	487.790
17th floor	4	980.329	119.021	200.310	4	980.329	119.021	200.310	4	973.051	114.874	203.677	4	973.051	114.874	203.677											407.354	3,906.760	487.790
18th floor	4	980.329	119.021	200.310	4	980.329	119.021	200.310	4	973.051	114.874	203.677	4	973.051	114.874	203.677											407.354	3,906.760	487.790
19th floor	4	980.329	119.021	200.310	4	980.329	119.021	200.310	4	973.051	114.874	203.677	4	973.051	114.874	203.677											407.354	3,906.760	487.790
20th floor	4	980.329	119.021	200.310	4	980.329	119.021	200.310	4	973.051	114.874	203.677	4	973.051	114.874	203.677											407.354	3,906.760	487.790
21st floor	4	980.329	119.021	200.310	4	980.329	119.021	200.310	4	973.051	114.874	203.677	4	973.051	114.874	203.677											407.354	3,906.220	486.758
22nd floor	4	980.059	119.505	195.546	4	980.059	119.505	195.546	4	973.051	114.874	203.677	4	973.051	114.874	203.677											391.092	3,778.702	586.672
23rd floor Refuge (Commercial Tower)	3	917.315	169.978	175.061	3	917.315	169.978	175.061	4	972.036	114.858	195.546	4	972.036	114.858	195.546											371.109	3,780.750	587.396
24th floor (Refuge on Resi..)	4	980.329	119.021	200.310	4	980.329	119.021	200.310	3	910.046	164.677	195.546	3	910.046	164.677	175.583											407.354	3,906.760	487.790
25th floor	4	980.329	119.021	200.310	4	980.329	119.021	200.310	4	973.051	114.874	203.677	4	973.051	114.874	203.677											407.354	3,906.760	487.790
26th floor	4	980.329	119.021	200.310	4	980.329	119.021	200.310	4	973.051	114.874	203.677	4	973.051	114.874	203.677											407.354	3,906.760	487.790
27th floor	4	980.329	119.021	200.310	4	980.329	119.021	200.310	4	973.051	114.874	203.677	4	973.051	114.874	203.677											407.354	3,906.760	487.790
28th floor	4	980.329	119.021	200.310	4	980.329	119.021	200.310	4	973.051	114.874	203.677	4	973.051	114.874	203.677											407.354	3,906.760	487.790
29th floor	4	980.329	119.021	200.310	4	980.329	119.021	200.310	4	973.051	114.874	203.677	4	973.051	114.874	203.677											407.354	3,906.220	486.758
30th floor	4	980.059	119.505	195.546	4	980.059	119.505	195.546	4	973.051	114.874	203.677	4	973.051	114.874	203.677											391.092	3,778.702	586.672
31st floor Refuge (Commercial Tower)	3	917.315	169.978	175.061	3	917.315	169.978	175.061	4	972.036	114.858	195.546	4	972.036	114.858	195.546											371.109	3,780.750	587.396
32nd floor (Refuge on Resi..)	4	980.329	119.021	200.310	4	980.329	119.021	200.310	3	910.046	164.677	195.546	3	910.046	164.677	175.583											407.354	3,906.760	487.790
33rd floor	4	980.329	119.021	200.310	4	980.329	119.021	200.310	4	973.051	114.874	203.677	4	973.051	114.874	203.677											407.354	3,906.760	487.790
34th floor	4	980.329	119.021	200.310	4	980.329	119.021	200.310	4	973.051	114.874	203.677	4	973.051	114.874	203.677											407.354	3,906.760	487.790
35th floor	4	980.329	119.021	200.310	4	980.329	119.021	200.310	4	973.051	114.874	203.677	4	973.051	114.874	203.677											407.354	3,906.760	487.790
36th floor	4	980.329	119.021	200.310	4	980.329	119.021	200.310	4	973.051	114.874	203.677	4	973.051	114.874	203.677											407.354	3,906.220	486.758
37th floor	4	980.329	119.021	200.310	4	980.329	119.021	200.310	0	532.787	47.764	82.438	0	532.787	47.764	82.438											391.092	3,778.702	586.672
38th floor	4	980.059	119.505	195.546	4	980.059	119.505	195.546																			371.109	3,780.750	587.396
39th floor Refuge (Commercial Tower)	3	917.315	169.978	175.061	3	917.315	169.978	175.061																			407.354	3,906.760	487.790
40th floor	4	980.329	119.021	200.310	4	980.329	119.021	200.310																			407.354	3,906.760	487.790
41st floor	2	704.468	80.204	491.955	2	704.468	80.204	491.955																			974.910	3,353.851	386.108
42nd floor	0	637.258	57.416	82.438	0	637.258	57.416	82.438																			184.877	3,026.231	335.571
																												1,960.118	237.010
																												1,834.930	339.958
																												1,360.668	239.042
																												1,408.926	160.409
																												1,274.515	114.832
TERRACE / MUMTY			40.584				40.584				40.584				40.584														162.336
WATER TANK			125.674				125.674				125.674				125.674														502.696
MACH NEROOM			123.532				123.532				123.532				123.532														494.128
TOTAL	142.000	37215.440	5045.697	7948.305	142.000	37215.441	5045.697	7948.306	135.000	35098.452	4742.607	7774.624	135.000	35098.052	4693.933	7714.675	3050.527	68.752	646.020	23.851	25433.460	1365.399	1147.027	275.553	75.650		119747.454	174032.945	21749.401
TOTAL GROUND COVERAGE									TOTAL PODIUM AREA = COMMERCIAL 1 FAR + COMMERCIAL 3 15% F.A.R + COMMERCIAL 60 15% F.A.R + COMMERCIAL 2 F.A.R + COMMERCIAL 60 15% F.A.R + JOGGING TRACK + METER ROOM + GUARD ROOM															PODIUM AREA = 5,282.060		14259.480
																											TOTAL F.A.R.	174032.945	
																											TOTAL 15% SERVICE F.A.R.	21749.401	
																											TOTAL NON-F.A.R.	119747.454	
																											TOTAL BUILT UP AREA	315529.800	

STRUCTURAL CONSULTANT

MELLOR STRUCTURAL SOLUTIONS
#2174/2, Sector 38C, Chandigarh - 160014

MEP CONSULTANT

Proion Consultants Private Limited
Building Services - MEP Consulting
82, Sukhdev Vihar,
New Delhi 110 025, India.
Tel: 26324400, www.proion.net

RSP

RSP Design Consultants Pvt. Ltd.
Unit 103, Bestech Business Tower, Sector-48
Sohna Road, Gurgaon-122018
Head Office: No.30, Museum Road, Bangalore - 560001
Tel: 25596868 Fax: 25596818
Email: rsp@rspindia.net; Web: www.rspindia.net

PROJECT

PROPOSED MIXED USE DEVELOPMENT - **MAX 105** AT PLOT NO C - 02 SECTOR 105 NOIDA 201304 UTTAR PARDESH , INDIA

OWNER:-

MAX ESTATES NOIDA PRIVATE LTD AND FLOOR L - 20 BUILDING NO.- FLAT NO - C 001A SECTOR 16B , NOIDA 201301

ARCHITECT'S SEAL — OWNER'S SEAL

AR. SHIV KUMAR
Registered with COA
Reg. No. - CA/2017/88101

ARCHITECT

modarchindia
architects interior designers & planners
studio: 1st floor, B-99, sector-63, Noida -201301, U.P.
phone: 0120-4206253, email: amitgangal@hotmail.com
website: www.modarch.in

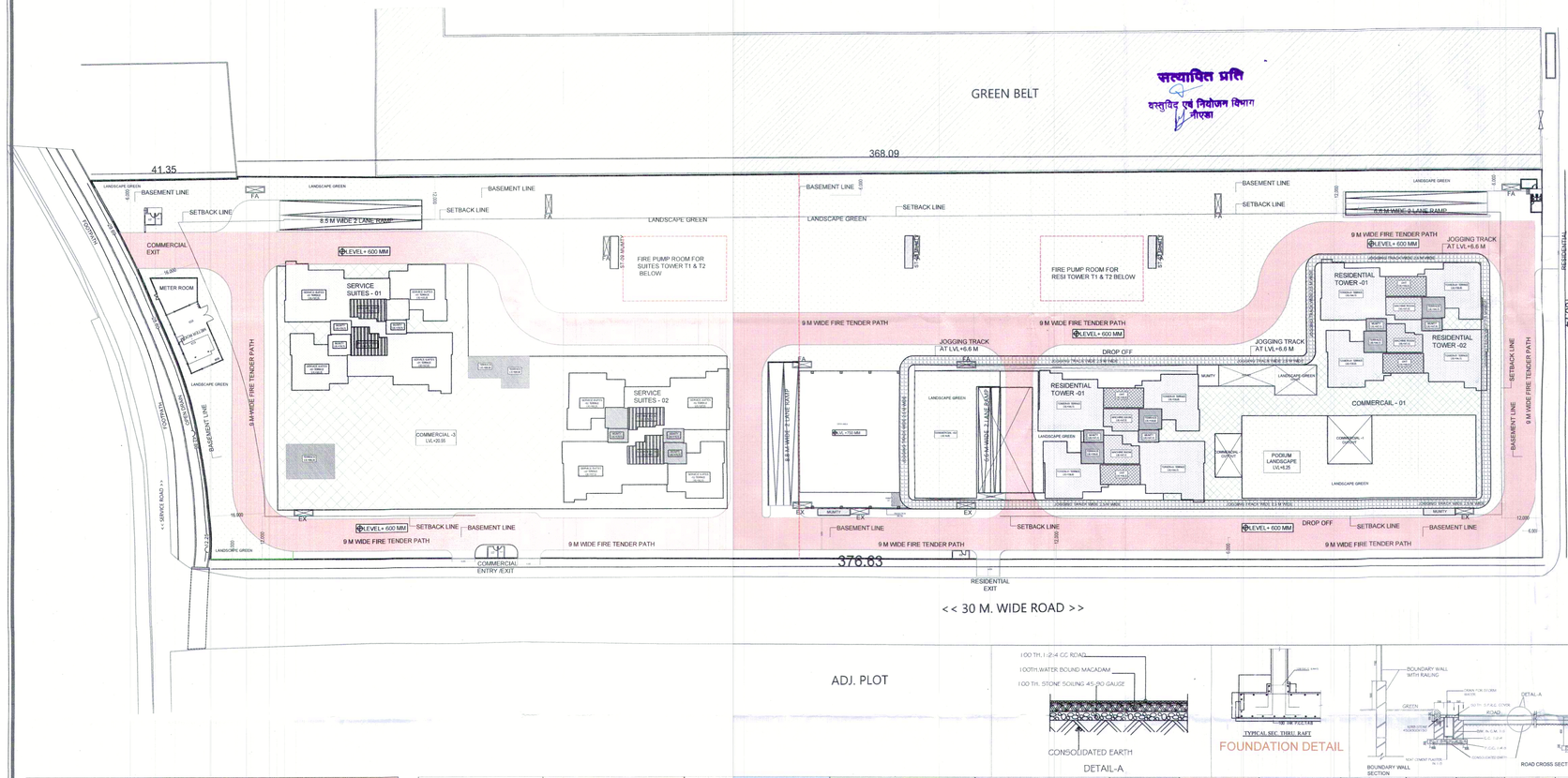
Drawing Title: SITE PLAN

North

Checked by — Date

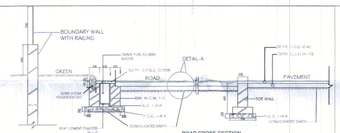
Drawn by: ADITYA CHAUDHARY

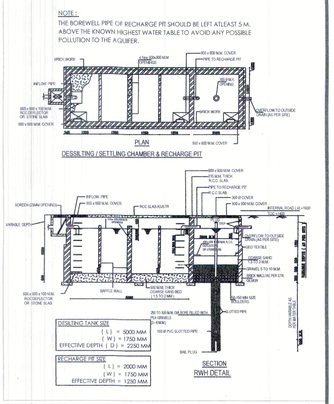
Drawing No.: MA - C-02-GN - SANCTION 01



DETAIL-A

FOUNDATION DETAIL





MAX-105, PLOT NO. C-02, NOIDA- 105			
AREA STATEMENT			
S.No.	PARTICULARS	F.A.R	AREA (SQM)
1	TOTAL PLOT AREA		41835.46
A	**PERMISSIBLE F.A.R**		
A.1	PERMISSIBLE F.A.R -	4	
A.2	PERMISSIBLE F.A.R AREA (41835.460 x 4)		167341.84
A.3	GREEN BUILDING F.A.R (5% OF F.A.R)	5%	8367.092
A.4	**TOTAL FAR WITH GREEN BUILDING (A.2 + A.3)**		175708.932
B	**PROPOSED F.A.R**		
B.1	TOTAL PROPOSED F.A.R		174032.9453
B.2	**TOTAL BALANCE F.A.R**		**1675.986725**
B.3	**PERMISSIBLE COMMERCIAL FAR %AGE ON PERMISSIBLE FAR**	60.00%	**105425.3592**
B.4	**PERMISSIBLE RESIDENTIAL FAR %AGE ON PERMISSIBLE FAR**	40.00%	**70283.5728**
B.3	**PROPOSED COMMERCIAL FAR %AGE ON PERMISSIBLE FAR**	59.10%	**103836.4413**
B.4	**PROPOSED RESIDENTIAL FAR %AGE ON PERMISSIBLE FAR**	39.95%	**70196.504**
C	**GROUND COVERAGE**		
C.1	PERMISSIBLE GROUND COVERAGE AREA (AS PER MASTER LAYOUT PLAN)	50%	20917.73
C.2	TOTAL PROPOSED GROUND COVERAGE AREA	34.1%	14259.48005
D	**SERVICE F.A.R**		
D.1	PERMISSIBLE 15% F.A.R AREA	15.0%	26356.3398
D.2	PROPOSED 15% F.A.R AREA	12.4%	21749.40113
D.3	**BALANCE 15% F.A.R AREA**	2.6%	**4606.938675**
E	**PARKING**	AREA	1 ECS / 50 SQM
E.1	REQUIRED PARKING @80 % PERMISSIBLE COMMERCIAL FAR	105425.3592	2109
		AREA	1 ECS / 80 SQM
E.2	REQUIRED PARKING @40 % PERMISSIBLE RESIDENTIAL FAR	70283.5728	879
E.3	**TOTAL E.C.S. REQUIRED**		**2987**
E.4	B1 (DOUBLE STACK - @16)	10665.771	667
	B1 (SINGLE STACK - @30)	10788.70908	360
E.5	B2 (DOUBLE STACK- @16)	11458.368	716
	B2 (SINGLE STACK - @30)	11508.401	384
E.6	B3 ((SINGLE STACK- @30)	26147.395	872
E.7	**TOTAL E.C.S. PROPOSED**		**2998**
F	**REQUIRED GREEN AREA**		
F.1	REQUIRED GREEN AREA (PLOT AREA - GC) = OPEN AREA		27575.97995
F.2	REQUIRED GREEN AREA (50% OF OPEN AREA)	50.0%	13787.98998
F.3	PROPOSED GREEN AREA		14005.198
G	TOTAL BUILT UP AREA		315529.800

FLOOR	SERVICE SUITES -01				SERVICE SUITES -02				RESIDENTIAL TOWER -01				RESIDENTIAL TOWER -02				COMMERCIAL - 1		COMMERCIAL - 2		COMMERCIAL - 3		ELEVATED JOGGING TRACK	METER ROOM & HSD STORAGE	GUARD ROOM	BASEMENT (B1+B2+HB)	TOTAL AREA		
	NO. OF UNITS	F.A.R. AREA	15% AREA	NON F.A.R	NO. OF UNITS	F.A.R. AREA	15% AREA	NON F.A.R	NO. OF UNITS	F.A.R. AREA	15% AREA	NON F.A.R	NO. OF UNITS	F.A.R. AREA	15% AREA	NON F.A.R	F.A.R. AREA	15% AREA	F.A.R. AREA	15% AREA	F.A.R. AREA	15% AREA	NON F.A.R.	F.A.R.	15%	BUILTUP	TOTAL NON F.A.R AREA	TOTAL F.A.R AREA	TOTAL 15% SERVICE F.A.R.
BASEMENT - 03																											35744.8		
BASEMENT - 02																											33696.771		
BASEMENT - 01																											33669.556		709.815
GR. Floor									0	163.687	157.982	0.000	0	163.287	109.308	0.000	3,050.527	21.598	646.020	2.030	6,480.507	340.614	1,147.027	275.553	75.650		1,147.027	10,779.581	707.182
1st floor (podium)									4	989.487	120.490	353.287						25.154		21.821	6,317.651	341.595					706.575	8,296.826	629.548
2nd floor									0	794.867	112.347	178.889	0	794.867	112.347	178.889					6,317.651	341.595					357.777	7,907.384	566.288
3rd floor									4	973.051	114.874	203.677	4	973.051	114.874	203.677					6,317.651	341.595					407.354	8,263.753	571.342
4th floor	4	996.133	126.896	352.296	4	996.133	126.896	352.296	4	973.051	114.874	203.677	4	973.051	114.874	203.677											407.354	3,938.368	483.540
5th floor	0	819.203	123.892	130.819	0	819.203	123.892	130.819	4	973.051	114.874	203.677	4	973.051	114.874	203.677											407.354	3,584.509	477.531
6th floor	4	980.329	119.021	200.310	4	980.329	119.021	200.310	4	973.051	114.874	203.677	4	973.051	114.874	203.677											407.354	3,906.760	467.789
7th floor	4	980.329	119.021	200.310	4	980.329	119.021	200.310	4	973.051	114.874	203.677	4	973.051	114.874	203.677											407.354	3,906.760	467.790
8th floor	4	980.329	119.021	200.310	4	980.329	119.021	200.310	4	973.051	114.874	203.677	4	973.051	114.874	203.677											407.354	3,906.760	467.790
9th floor	4	980.329	119.021	200.310	4	980.329	119.021	200.310	4	973.051	114.874	203.677	4	973.051	114.874	203.677											407.354	3,906.760	467.790
10th floor	4	980.329	119.021	200.310	4	980.329	119.021	200.310	4	973.051	114.874	203.677	4	973.051	114.874	203.677											407.354	3,906.760	467.790
11th floor	4	980.329	119.021	200.310	4	980.329	119.021	200.310	4	973.051	114.874	203.677	4	973.051	114.874	203.677											407.354	3,906.760	467.790
12th floor	4	980.329	119.021	200.310	4	980.329	119.021	200.310	4	973.051	114.874	203.677	4	973.051	114.874	203.677											407.354	3,906.760	467.790
13th floor	4	980.329	119.021	200.310	4	980.329	119.021	200.310	4	973.051	114.874	203.677	4	973.051	114.874	203.677											407.354	3,906.760	467.790
14th floor	4	980.059	118.505	195.546	4	980.059	118.505	195.546	4	973.051	114.874	203.677	4	973.051	114.874	203.677											407.354	3,906.220	466.758
15th floor Refuge (Commercial Tower)	3	917.315	169.978	175.061	3	917.315	169.978	175.061	4	972.036	114.858	195.546	4	972.036	114.858	195.546											391.092	3,778.701	569.672
16th floor (Refuge on Resi.)	4	980.329	119.021	200.310	4	980.329	119.021	200.310	3	912.451	164.677	195.546	3	912.451	164.677	175.563											371.109	3,785.560	567.396
17th floor	4	980.329	119.021	200.310	4	980.329	119.021	200.310	4	973.051	114.874	203.677	4	973.051	114.874	203.677											407.354	3,906.760	467.790
18th floor	4	980.329	119.021	200.310	4	980.329	119.021	200.310	4	973.051	114.874	203.677	4	973.051	114.874	203.677											407.354	3,906.760	467.790
19th floor	4	980.329	119.021	200.310	4	980.329	119.021	200.310	4	973.051	114.874	203.677	4	973.051	114.874	203.677											407.354	3,906.760	467.790
20th floor	4	980.329	119.021	200.310	4	980.329	119.021	200.310	4	973.051	114.874	203.677	4	973.051	114.874	203.677											407.354	3,906.760	467.790
21st floor	4	980.329	119.021	200.310	4	980.329	119.021	200.310	4	973.051	114.874	203.677	4	973.051	114.874	203.677											407.354	3,906.760	467.790
22nd floor	4	980.059	118.505	195.546	4	980.059	118.505	195.546	4	973.051	114.874	203.677	4	973.051	114.874	203.677											407.354	3,906.220	466.758
23rd floor Refuge (Commercial Tower)	3	917.315	169.978	175.061	3	917.315	169.978	175.061	4	972.036	114.858	195.546	4	972.036	114.858	195.546											391.092	3,778.702	569.672
24th floor (Refuge on Resi.)	4	980.329	119.021	200.310	4	980.329	119.021	200.310	3	910.046	164.677	195.546	3	910.046	164.677	175.563											371.109	3,780.750	567.396
25th floor	4	980.329	119.021	200.310	4	980.329	119.021	200.310	4	973.051	114.874	203.677	4	973.051	114.874	203.677											407.354	3,906.760	467.790
26th floor	4	980.329	119.021	200.310	4	980.329	119.021	200.310	4	973.051	114.874	203.677	4	973.051	114.874	203.677											407.354	3,906.760	467.790
27th floor	4	980.329	119.021	200.310	4	980.329	119.021	200.310	4	973.051	114.874	203.677	4	973.051	114.874	203.677											407.354	3,906.760	467.790
28th floor	4	980.329	119.021	200.310	4	980.329	119.021	200.310	4	973.051	114.874	203.677	4	973.051	114.874	203.677											407.354	3,906.760	467.790
29th floor	4	980.329	119.021	200.310	4	980.329	119.021	200.310	4	973.051	114.874	203.677	4	973.051	114.874	203.677											407.354	3,906.760	467.790
30th floor	4	980.059	118.505	195.546	4	980.059	118.505	195.546	4	973.051	114.874	203.677	4	973.051	114.874	203.677											407.354	3,906.220	466.758
31st floor Refuge (Commercial Tower)	3	917.315	169.978	175.061	3	917.315	169.978	175.061	4	972.036	114.858	195.546	4	972.036	114.858	195.546											391.092	3,778.702	569.672
32nd floor (Refuge on Resi.)	4	980.329	119.021	200.310	4	980.329	119.021	200.310	3	910.046	164.677	195.546	3	910.046	164.677	175.563											371.109	3,780.750	567.396
33rd floor	4	980.329	119.021	200.310	4	980.329	119.021	200.310	4	973.051	114.874	203.677	4	973.051	114.874	203.677											407.354	3,906.760	467.790
34th floor	4	980.329	119.021	200.310	4	980.329	119.021	200.310	4	973.051	114.874	203.677	4	973.051	114.874	203.677											407.354	3,906.760	467.790
35th floor	4	980.329	119.021	200.310	4	980.329	119.021	200.310	4	973.051	114.874	203.677	4	973.051	114.874	203.677											407.354	3,906.760	467.790
36th floor	4	980.329	119.021	200.310	4	980.329	119.021	200.310	2	696.596	74.032	487.455	2	696.596	74.032	487.455											974.910	3,353.851	386.106
37th floor	4	980.329	119.021	200.310	4	980.329	119.021	200.310	0	532.787	47.764	82.438	0	532.787	47.764	82.438											164.877	3,026.231	333.571
38th floor	4	980.059	118.505	195.546	4	980.059	118.505	195.546																				1,960.118	237.010
39th floor Refuge (Commercial Tower)	3	917.315	169.978	175.061	3	917.315	169.978	175.061																				1,834.630	339.956
40th floor	4	980.329	119.021	200.310	4	980.329	119.021	200.310																				1,960.658	238.042
41st floor	2	704.468	80.204	491.955	2	704.468	80.204	491.955																				1,408.936	160.409
42nd floor	0	637.258	57.416	82.438	0	637.258	57.416	82.438																				1,274.515	114.832
TERRACE / MUMTY			40.584				40.584				40.584				40.584														162.336
WATER TANK			125.674				125.674				125.674				125.674														502.696
MACHINE ROOM			123.532				123.532				123.532				123.532														494.128
TOTAL	142.000	37215.440	5045.897	7948.305	142.000	37215.441	5045.897	7948.306	135.000	35098.452	4742.807	7774.624	135.000	35098.852	4693.933	7714.675	3050.527	46.752	646.020	23.851	25433.460	1365.399	1147.027	275.553	75.650		119747.454	174032.845	21749.401
TOTAL GROUND COVERAGE	TOTAL PODIUM AREA = COMMERCIAL 3 FAR + COMMERCIAL 3 15% F.A.R + COMMERCIAL 02 F.A.R + COMMERCIAL 02 15% F.A.R + JOGGING TRACK + METER ROOM + GUARD ROOM																										PODIUM AREA = 5292.080		14259.480
																										TOTAL F.A.R.	174032.845	
																										TOTAL 15% SERVICE F.A.R.	21749.401	
																										TOTAL NON-F.A.R.	119747.454	
																										TOTAL BUILT UP AREA	315529.800	

STRUCTURAL CONSULTANT

MELIOR STRUCTURAL SOLUTIONS
#2174/2, Sector 38C, Chandigarh - 160014

MEP CONSULTANT

Proion
Proion Consultants Private Limited
Building Services - MEP Consulting
82, Sukhdev Vihar,
New Delhi 110 025, India.
Tel: 26324400, www.proion.net

RSP
RSP Design Consultants Pvt. Ltd.
Unit 103, Bestech Business Tower, Sector-48
Sohna Road, Gurgaon-122018
Head Office: No.30, Museum Road, Bangalore - 560001
Tel: 25596868 Fax: 25596818
Email: rsp@rspindia.net; Web: www.rspindia.net

PROJECT

PROPOSED MIXED USE DEVELOPMENT - **MAX 105** AT PLOT NO C - 02 SECTOR 105 NOIDA 201304 UTTAR PARDESH , INDIA

OWNER:-

MAX ESTATES NOIDA PRIVATE LTD AND FLOOR L - 20 BUILDING NO.- FLAT NO - C 001A SECTOR 16B , NOIDA 201301

ARCHITECT'S SEAL

SHIV KUMAR AARN
Reg. No.:- CA/2017/65101
Noida, Uttar Pradesh 201301, Gautam Buddha Nagar(U.P.)
Mob.:-+91-7417489936

OWNER'S SEAL

Max Estates Noida Private Limited

ARCHITECT

modarchindia
architects interior designers & planners
studio: 1st floor, B-99, sector-63, Noida -201301, U.P.
phone: 0120-4206253, email: amitgangal@hotmail.com
website: www.modarch.in

Drawing Title: SITE PLAN

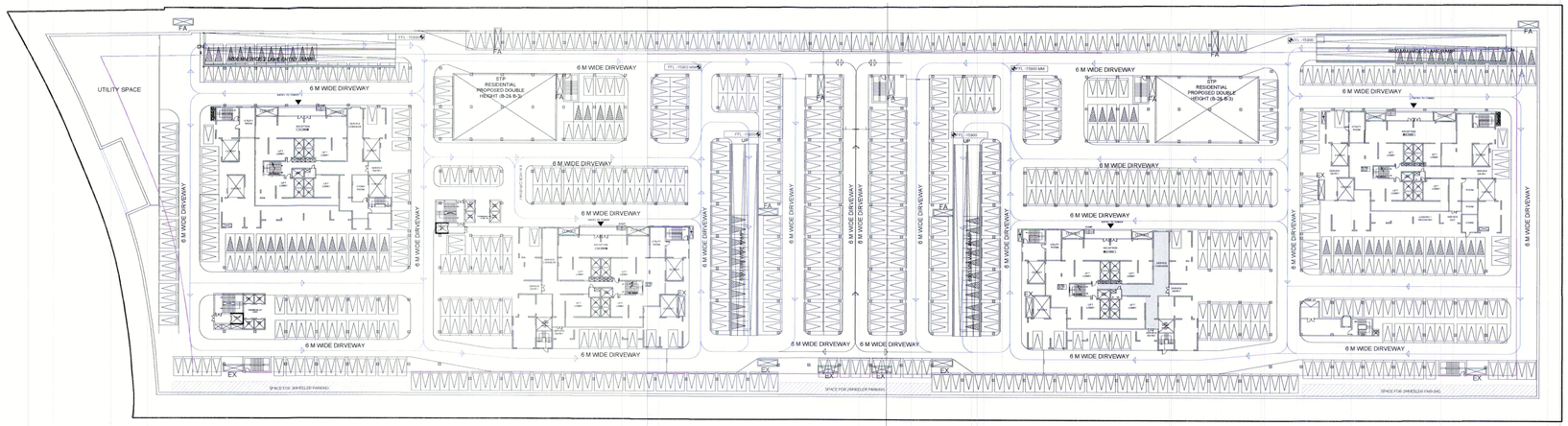
North

Checked by | Date

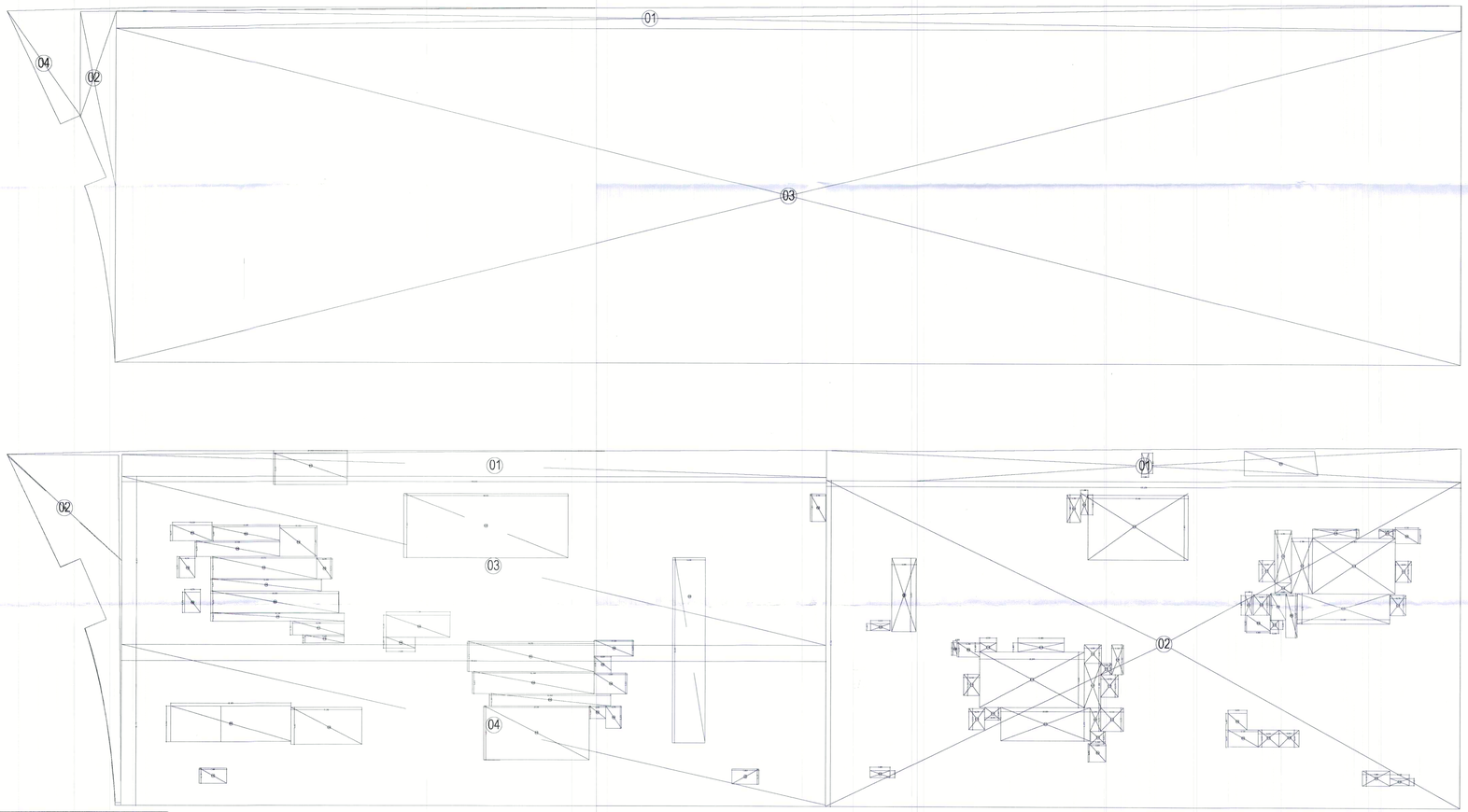
Drawn by: ADITYA CHAUDHARY

Drawing No.: MA - C-02-GN - SANCTION

01



BASEMENT -3



BASEMENT 03 FLOOR AREA CALCULATIONS				
ADDITION AREA (A) NON FAR				
ITEM	LENGTH (M)	WIDTH (M)	NOs.	AREA (SQM.)
1	AS PER POLYLINE		1	2330.573
2	10.650	2.425	1	530.501
3	363.745	89.125	1	32418.773
4	AS PER POLYLINE		1	446.328
TOTAL NON FAR AREA				35744.800
TOTAL NON FAR AREA BASEMENT 03				35744.800

BASEMENT 03 FLOOR AREA CALCULATIONS				
ADDITION AREA (A) PARKING				
.	LENGTH (M)	WIDTH (M)	NOs.	AREA (SQM.)
1	AS PER POLYLINE		1	1242.220
2	AS PER POLYLINE		1	1133.927
3	190.500	45.410	1	8650.605
4	190.490	43.170	1	8223.453
TOTAL NON FAR AREA				19250.205
DEDUCTION AREA (B) PARKING				
ITEM	LENGTH (M)	WIDTH (M)	NOs.	AREA (SQM.)
C01	20.010	8.330	1	166.683
C02	10.650	4.200	1	44.730
C03	18.300	3.800	1	69.540
C04	10.015	7.680	1	76.915
C4	10.015	7.680	1	1003.159
C05	22.850	4.275	1	97.684
C06	28.615	5.975	1	170.975
C07	4.270	5.570	1	23.784
C08	29.950	3.305	1	98.985
C09	34.650	5.970	1	206.861
C10	36.150	2.300	1	83.145
C11	14.000	3.750	1	52.500
C12	10.650	2.125	1	22.631
C13	19.205	9.925	1	190.610
C20	10.650	4.200	1	44.730
C21	34.285	8.075	1	276.851
C22	4.550	4.645	1	21.135
C23	32.885	5.970	1	196.323
C24	8.850	5.600	1	49.560
C25	32.640	3.300	1	107.712
C26	4.365	3.340	1	14.579
C27	28.500	14.415	1	410.828
C28	4.270	5.970	1	25.492
C30	8.800	50.000	1	440.000
C32	44.435	17.085	1	759.172
C33	4.100	7.400	2	60.680
C34	5.225	1.900	1	9.928
C35	6.600	50.055	1	330.363
C36	5.430	1.900	1	10.317
C37	9.095	7.400	1	67.303
C38	1.695	4.700	1	7.967
C39	12.455	17.620	1	219.457
C41	8.000	27.275	1	218.200
C42	AS PER POLYLINE		1	648.520
C45	4.295	5.675	1	24.374
C46	4.270	5.670	1	24.211
C47	32.475	9.600	1	311.760
C48	17.200	6.000	1	103.200
C49	7.800	2.900	1	22.620
TOTAL AREA				6713.482
ADDITION AREA (C) PARKING				
ITEM	LENGTH (M)	WIDTH (M)	NOs.	AREA (SQM.)
1	AS PER POLYLINE		1	1447.746
2	171.670	87.725	1	15059.751
TOTAL NON FAR AREA				16507.497
DEDUCTION AREA (D)				
ITEM	LENGTH (M)	WIDTH (M)	NOs.	AREA (SQM.)
C04	6.600	19.475	1	128.535
C05	AS PER POLYLINE		1	3.003
C06	4.550	8.170	1	37.174
C07	9.150	6.275	1	57.416
C08	4.450	2.950	1	13.128
C09	1.885	5.430	1	10.236
C10	1.400	0.325	1	0.455
C11	4.870	6.270	1	30.535
C12	2.815	3.340	1	9.402
C13	23.750	18.265	1	433.794
C14	22.500	5.535	1	124.538
C15	4.565	7.785	1	35.539
C16	9.135	6.270	1	57.276
C17	4.465	2.900	1	12.949
C18	10.600	5.975	1	63.335
C19	1.450	2.900	1	4.205
C20	10.650	6.840	1	72.846
C21	10.650	1.635	1	17.413
C22	19.400	28.565	1	554.161
C23	4.100	7.395	1	30.320
C26	AS PER POLYLINE		1	41.082
C27	4.315	7.785	1	33.592
C28	22.300	5.755	1	128.337
C29	4.550	2.425	1	11.034
C30	7.785	6.270	1	48.812
C31	3.015	2.895	1	8.728
C32	6.000	12.020	1	72.120
C33	4.600	6.275	1	28.865
C35	23.750	21.195	1	503.381
C39	10.535	8.680	1	85.123
C40	19.210	4.590	1	88.174
C41	5.225	1.900	1	9.928
C42	6.600	19.860	1	131.076
C43	5.430	1.900	1	10.317
TOTAL AREA				2896.825
PARKING FOR SINGLE STACKL (A + C - B - D)				26147.395

NOTES:-

1. ALL DIMENSIONS & LEVELS ARE IN MILLIMETERS.
2. ALL THE AREAS INDICATED ARE IN SQ.M.
3. COLUMNS ARE ONLY INDICATIVE AND WILL BE AS PER RELEVANT STRUCTURAL DRAWINGS.
4. ALL LIFT, ESCALATOR & MACHINE ROOM ARE AS PER ISI STANDARD.
5. THE BUILDING SHALL BE FULLY SPRINKLED EQUIPPED WITH AUTOMATIC SPRINKLER SYSTEM.
6. ALL TOILETS HAVING A MECHANICAL VENTILATION

KEY PLAN

सत्यापित प्रति
वस्तुविद एवं नियोजन विभाग
गौरखा

STRUCTURAL CONSULTANT

MELLOR STRUCTURAL SOLUTIONS
#2174/2, Sector 38C, Chandigarh - 160014

MEP CONSULTANT

Proion Consultants Private Limited
Building Services - MEP Consulting
82, Sukhdev Vihar,
New Delhi 110 025, India.
Proion Tel: 26324400, www.proion.net

RSP

RSP Design Consultants Pvt. Ltd.
Unit 103, Bestech Business Tower, Sector-48
Sohna Road, Gurgaon-122018
Head Office: No.30, Museum Road, Bangalore - 560001
Tel: 25596868 Fax: 25596818
Email: rsp@rspindia.net; Web: www.rspindia.net

PROJECT

PROPOSED MIXED USE DEVELOPMENT - **MAX 105** AT PLOT NO C - 02 SECTOR 105 NOIDA 201304 UTTAR PARDESH , INDIA

OWNER:-

MAX ESTATES NOIDA PRIVATE LTD AND FLOOR L - 20 BUILDING NO.- FLAT NO - C 001A SECTOR 16B , NOIDA 201301

ARCHITECT'S SEAL

SHIV KUMAR
B.ARCH
Reg. No. - CA/2017/58101
Valid upto 2026

OWNER'S SEAL

ARCHITECT

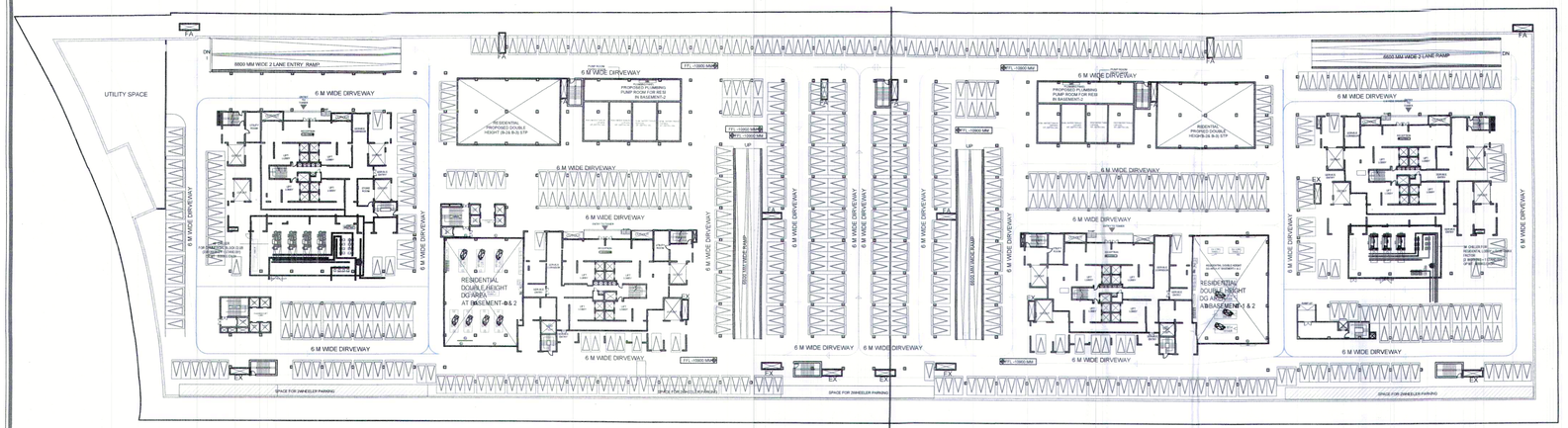
modarchindia
architects interior designers & planners
studio: 1st floor, B-99, sector-63, Noida -201301, U.P.
phone: 0120-4206253, email: amitgangal@hotmail.com
website: www.modarch.in

Drawing Title

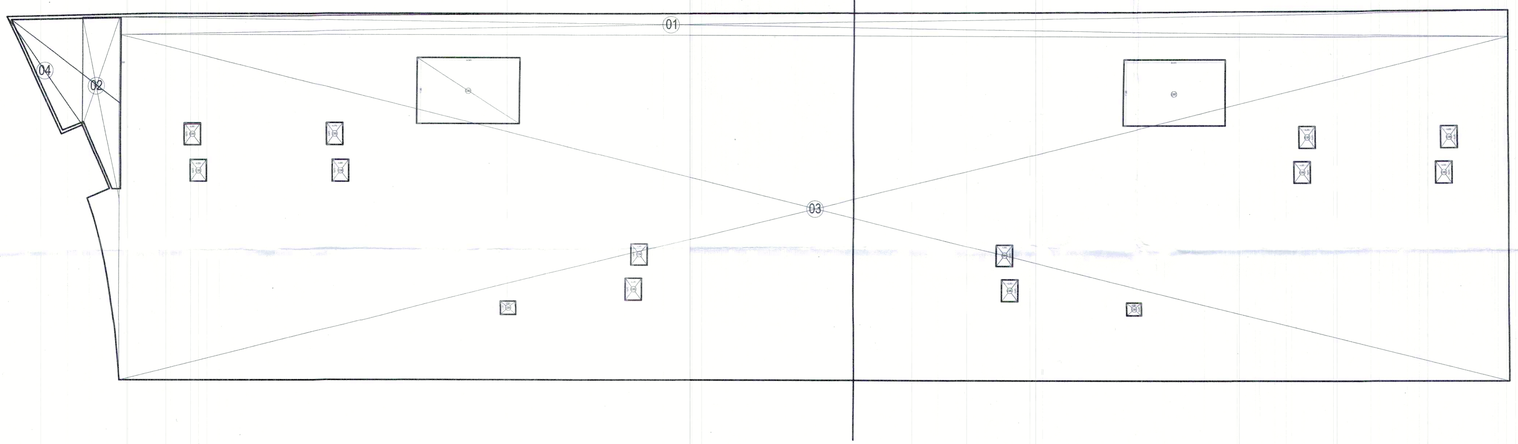
BASEMENT -03
FLOOR AREA CALCULATION

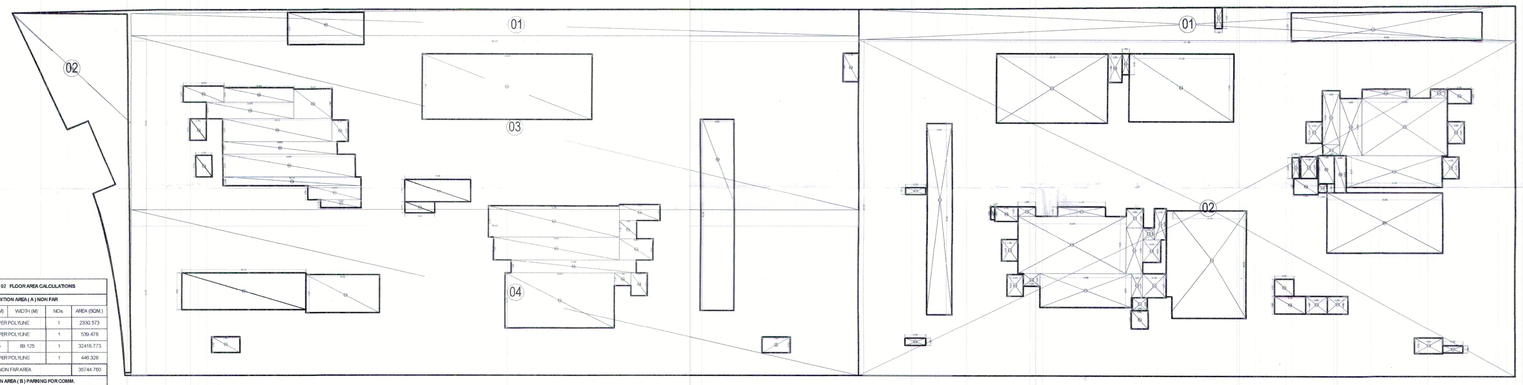
North

Checked by	Date
Drawn by ADITYA CHAUDHARY	Scale 1:200
Drawing No. MA - C-02-GN - SANCTION	02



Basement -2





BASEMENT 02 FLOOR AREA CALCULATIONS				
ADDITION AREA (A) NON FAR				
ITEM	LENGTH (M)	WIDTH (M)	NOs.	AREA (SQM.)
1	AS PER POLYLINE		1	2330.573
2	AS PER POLYLINE		1	539.478
3	363.745	89.125	1	32416.773
4	AS PER POLYLINE		1	449.328
TOTAL NON FAR AREA				35744.760
DEDUCTION AREA (B) PARKING FOR COMM.				
ITEM	LENGTH (M)	WIDTH (M)	NOs.	AREA (SQM.)
C01	23.840	16.340	1	389.546
C02	17.690	7.985	1	142.852
C03	4.285	5.675	1	24.317
C04	4.270	5.670	3	72.633
C05	3.950	3.335	1	13.173
C06	26.945	17.085	1	460.355
C07	26.945	17.085	2	920.711
C08	4.300	5.675	1	24.403
TOTAL AREA				2047.990
TOTAL NON FAR AREA (BASEMENT 02 (A-B)				33696.771

BASEMENT 02 PARKING FLOOR AREA CALCULATIONS				
ADDITION AREA (A) PARKING DOUBLE STACK				
	LENGTH (M)	WIDTH (M)	NOs.	AREA (SQM.)
1	AS PER POLYLINE		1	1228.760
2	AS PER POLYLINE		1	1142.079
3	190.320	45.410	1	8642.431
4	190.310	43.170	1	8215.683
TOTAL NON FAR AREA				19228.953
DEDUCTION AREA (B) PARKING DOUBLE STACK				
ITEM	LENGTH (M)	WIDTH (M)	NOs.	AREA (SQM.)
C01	AS PER POLYLINE		1	437.141
C02	10.650	4.200	1	44.730
C03	18.300	3.800	1	69.540
C04	10.015	7.680	1	76.915
C4A	AS PER POLYLINE		1	914.101
C05	22.850	4.275	1	97.684
C06	28.615	5.975	1	170.975
C07	4.270	5.570	1	23.784
C08	29.950	3.305	1	98.985
C09	34.650	5.970	1	206.861
C10	36.150	2.300	1	83.145
C11	14.000	3.750	1	52.500
C12	10.650	2.125	1	22.631
C13	19.205	9.925	1	190.610
C14	20.075	27.100	1	544.033
C15	7.400	4.100	1	30.340
C20	10.650	4.200	1	44.730
C21	34.285	8.075	1	276.851
C22	10.650	4.645	1	49.469
C23	34.285	5.970	1	204.681
C24	10.650	5.600	1	59.640
C25	44.935	3.300	1	148.286
C27	44.935	14.420	1	647.963
C30	8.800	50.000	1	440.000
C31	34.825	7.455	1	259.620
C32	34.825	9.150	1	318.649
C33	4.100	7.400	2	60.680
C37	9.095	7.400	1	67.303
C38	1.695	4.700	2	15.933
C39	12.455	17.620	1	219.457
C40	1.900	5.430	6	61.902
C41	8.000	27.275	2	436.400
C42	AS PER POLYLINE		1	448.499
C43	26.945	17.085	1	460.355
C44	4.300	5.675	1	24.403
C45	4.270	5.670	1	24.211
C46	32.475	9.600	1	311.760
C47	17.200	6.000	1	103.200
C48	7.800	2.900	1	22.620
TOTAL AREA				7770.585
ADDITION AREA (C) PARKING SINGLE STACK				
ITEM	LENGTH (M)	WIDTH (M)	NOs.	AREA (SQM.)
1	AS PER POLYLINE		1	1455.585
2	171.785	87.725	1	15069.839
TOTAL NON FAR AREA				16525.424
DEDUCTION AREA (D)				
ITEM	LENGTH (M)	WIDTH (M)	NOs.	AREA (SQM.)
C01	1.900	5.430	6	61.902
C02	8.000	22.730	1	181.840
C03	4.250	7.350	1	31.238
C06	5.230	1.900	2	19.874
C07	6.600	50.000	2	660.000
C08	25.400	16.295	1	413.893
C09	1.500	5.200	1	7.800
C10	26.945	17.085	1	460.355
C11	4.500	8.170	1	36.765
C12	4.700	6.275	1	29.493
C13	4.450	9.180	1	40.851
C14	5.800	18.265	1	105.937
C15	12.500	17.355	1	216.938
C16	5.450	12.025	1	65.536
C17	4.565	14.055	1	64.161
C18	9.915	2.905	1	28.803
C19	4.870	0.515	3	7.524
C20	4.855	5.755	1	27.941
C21	2.815	3.340	1	9.402
C22	4.590	5.535	1	25.184
C23	19.500	8.870	1	172.965
C24	4.350	9.900	1	43.065
C25	AS PER POLYLINE		1	577.147
C26	19.190	5.430	1	104.202
C27	2.200	1.100	1	2.420
C28	4.565	7.785	1	35.539
C29	5.800	5.755	1	33.379
C30	12.500	8.180	1	102.250
C33	22.765	9.370	1	213.308
C37	4.300	5.670	1	24.381
C38	4.175	8.075	1	33.713
C42	29.865	15.320	1	457.532
C49	6.400	4.125	1	26.400
C50	7.400	9.800	1	72.520
C51	6.095	3.805	2	46.383
C52	27.340	17.695	1	483.781
C53	5.225	1.900	1	9.928
C54	6.600	50.055	1	330.363
C55	5.430	1.900	1	10.317
TOTAL AREA				5019.024
PARKING FOR DOUBLE STACK (A-B)				11458.368
PARKING FOR SINGLE STACK (C-D)				11506.401

सत्यापित प्रति
कृते विद एवं नियोजन विभाग
नोएडा

NOTES:-

1. ALL DIMENSIONS & LEVELS ARE IN MILLIMETERS.
2. ALL THE AREAS INDICATED ARE IN SQ.M.
3. COLUMNS ARE ONLY INDICATIVE AND WILL BE AS PER RELEVANT STRUCTURAL DRAWINGS.
4. ALL LIFT, ESCALATOR & MACHINE ROOM ARE AS PER ISI STANDARD.
5. THE BUILDING SHALL BE FULLY SPRINKLED EQUIPPED WITH AUTOMATIC SPRINKLER SYSTEM.
6. ALL TOILETS HAVING A MECHANICAL VENTILATION

KEY PLAN

STRUCTURAL CONSULTANT

MELIOR STRUCTURAL SOLUTIONS
#2174/2, Sector 38C, Chandigarh - 160014

MEP CONSULTANT

Proion Consultants Private Limited
Building Services - MEP Consulting
82, Sukhdev Vihar,
New Delhi 110 025, India.
Proion Tel: 26324400, www.proion.net

RSP Design Consultants Pvt. Ltd.
Unit 103, Bestech Business Tower, Sector-48
Sohna Road, Gurgaon-122018
Head Office: No.30, Museum Road, Bangalore - 560001
Tel: 25596868 Fax: 25596818
Email: rsp@rspindia.net; Web: www.rspindia.net

PROJECT

PROPOSED MIXED USE DEVELOPMENT - **MAX 105** AT PLOT NO C - 02 SECTOR 105 NOIDA 201304 UTTAR PARDESH , INDIA

OWNER:-

MAX ESTATES NOIDA PRIVATE LTD AND FLOOR L - 20 BUILDING NO.- FLAT NO - C 001A SECTOR 16B , NOIDA 201301

ARCHITECT'S SEAL

Shiv Kumar
SHIV KUMAR
B.ARCH
Reg. No - CA/2017/75101
Date of Issue - 20th Dec, 2017
Mob - +91-7417486636

OWNER'S SEAL

MAX ESTATES NOIDA PRIVATE LIMITED

ARCHITECT

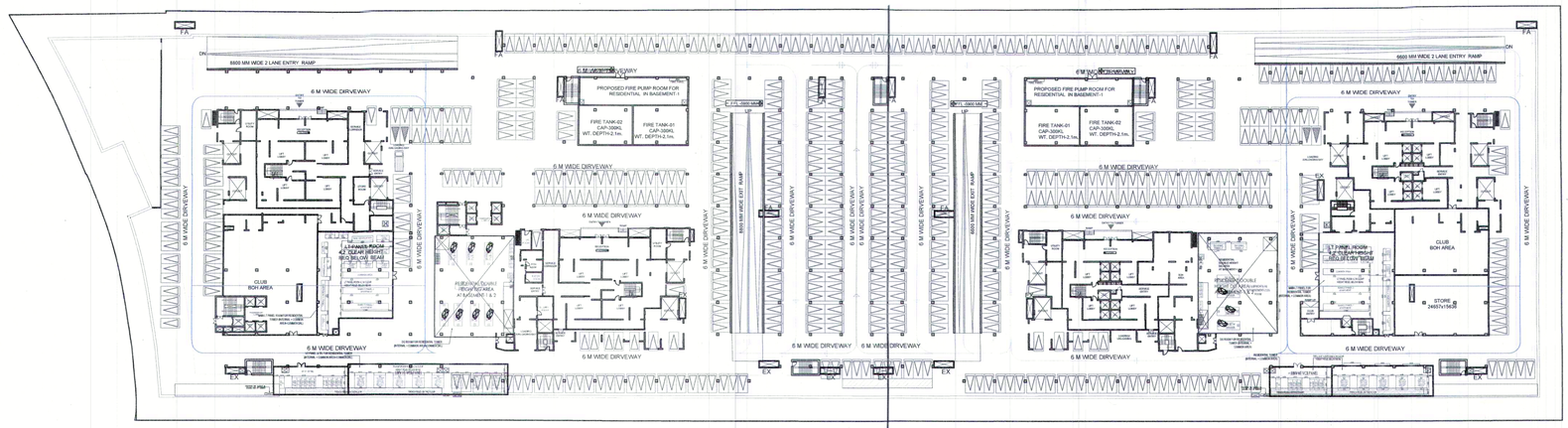
modarchindia
architects interior designers & planners
studio: 1st floor, B-99, sector-63, Noida -201301, U.P.
phone: 0120-4206253, email: amitgangal@hotmail.com
website: www.modarch.in

Drawing Title

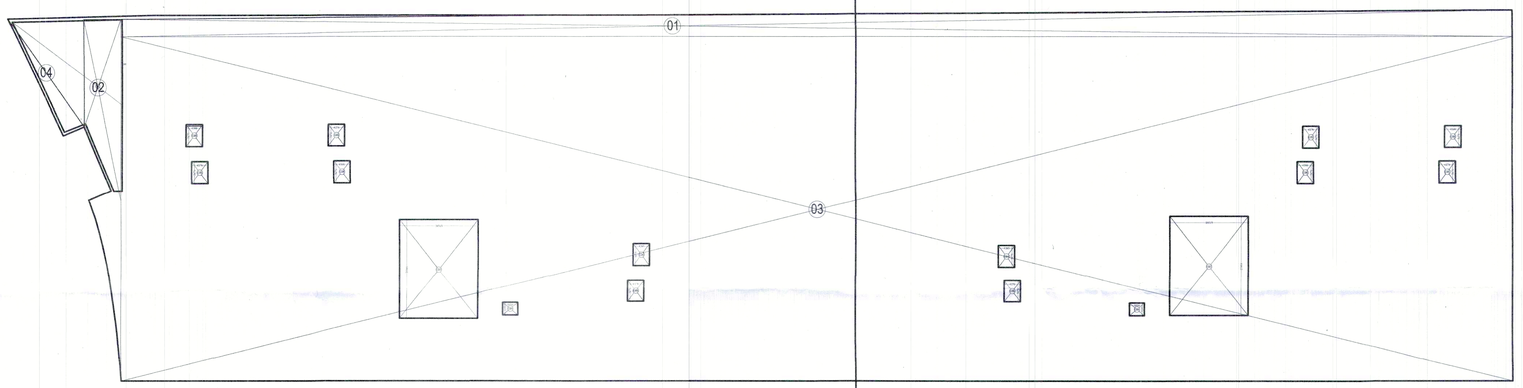
BASEMENT -02
FLOOR AREA CALCULATION

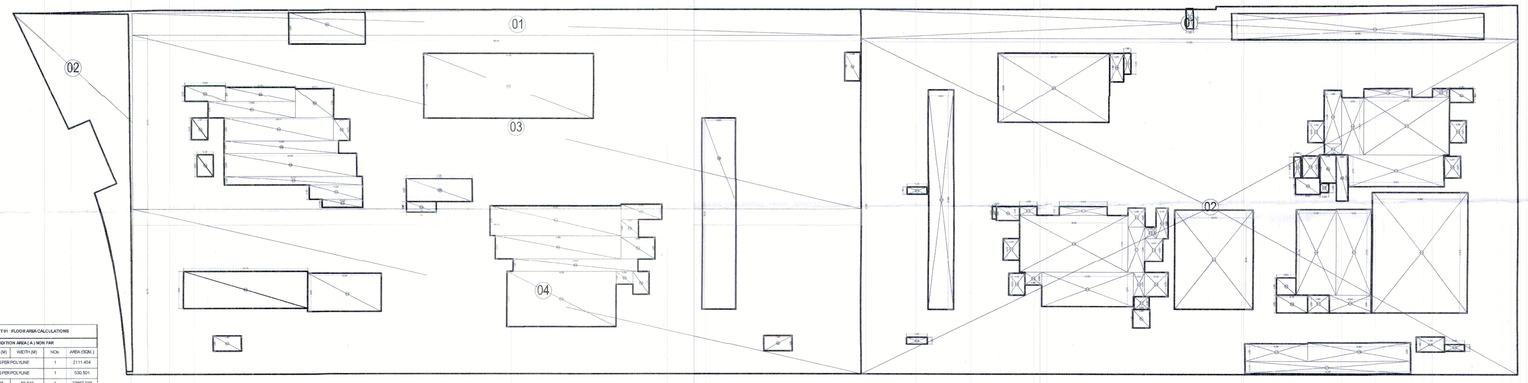
North

Checked by	Date
Drawn by ADITYA CHAUDHARY	Scale 1:200
Drawing No. MA - C-02GN - SANCTION	03



Basement -1





BASEMENT 01 PARKING FLOOR AREA CALCULATIONS				
ADDITION AREA (A) PARKING DOUBLE STACK				
	LENGTH (M)	WIDTH (M)	NOs.	AREA (SQM.)
1	AS PER POLYLINE		1	1236.909
2	AS PER POLYLINE		1	1134.079
3	190.485	45.410	1	8649.924
4	190.475	43.170	1	8222.806
TOTAL NON FAR AREA				19243.718
DEDUCTION AREA (B) PARKING DOUBLE STACK				
ITEM	LENGTH (M)	WIDTH (M)	NOs.	AREA (SQM.)
CD1	66.000	8.800	1	580.800
CD2	10.650	4.200	1	44.730
CD3	18.300	3.800	1	69.540
CD4	22.430	7.680	1	172.186
CD5	28.990	4.275	1	123.781
CD6	28.615	5.975	1	170.975
CD7	12.410	5.980	1	74.212
CD8	29.950	3.305	1	98.985
CD9	34.650	5.970	1	206.861
CD10	36.150	2.300	1	83.145
CD11	14.000	3.750	1	52.500
CD12	10.650	2.125	1	22.631
CD13	24.860	31.670	1	787.316
CD14	20.075	27.100	1	544.033
CD17	86.455	8.155	1	705.041
CD18	20.910	26.380	1	551.188
CD19	AS PER POLYLINE		1	21.521
CD20	11.705	4.200	1	49.161
CD21	35.825	8.075	1	289.287
CD22	11.705	4.645	1	54.370
CD23	35.800	5.970	1	213.726
CD24	11.705	5.600	1	65.548
CD25	47.505	3.300	1	156.767
CD27	47.505	14.420	1	685.022
CD30	8.800	57.655	1	507.364
CD31	34.725	7.455	1	258.875
CD32	34.725	10.645	1	369.648
CD33	4.100	7.400	1	30.340
CD34	1.875	9.600	1	18.000
CD35	17.200	6.000	1	103.200
CD36	7.805	2.885	1	22.517
CD37	AS PER POLYLINE		1	1219.938
CD38	10.350	17.550	1	181.643
CD39	4.875	8.845	1	43.119
TOTAL AREA				8577.647
ADDITION AREA (C) PARKING SINGLE STACK				
ITEM	LENGTH (M)	WIDTH (M)	NOs.	AREA (SQM.)
1	AS PER POLYLINE		1	1420.702
2	171.685	87.725	1	15061.067
TOTAL NON FAR AREA				16481.769
DEDUCTION AREA (D)				
ITEM	LENGTH (M)	WIDTH (M)	NOs.	AREA (SQM.)
CD1	5.225	1.900	1	9.928
CD2	6.600	57.655	1	380.523
CD3	5.430	5.430	1	29.485
CD4	1.900	5.430	4	41.268
CD5	5.225	1.900	1	9.928
CD6	6.600	57.655	1	380.523
CD7	29.125	18.045	1	525.561
CD8	3.700	7.405	1	27.399
CD9	1.900	5.435	1	10.327
CD10	4.550	2.425	1	11.034
CD11	12.495	2.425	1	30.300
CD12	4.585	5.005	1	22.948
CD13	2.925	3.080	1	9.040
CD14	3.135	8.080	1	25.331
CD15	4.285	5.675	1	24.317
CD16	28.300	14.925	1	422.378
CD17	4.585	11.955	1	54.575
CD18	4.670	5.970	1	27.880
CD19	4.270	5.670	1	24.211
CD20	4.305	3.340	1	14.379
CD21	24.050	8.875	1	213.444
CD22	2.915	6.275	1	18.292
CD23	6.135	6.270	1	38.466
CD24	3.950	3.335	1	13.173
CD25	20.515	25.960	1	532.599
CD26	65.960	7.040	1	464.358
CD27	4.270	5.670	1	24.211
CD28	4.585	14.055	1	64.461
CD29	5.800	14.925	1	86.565
CD30	12.500	2.425	1	30.313
CD31	22.400	14.925	1	334.320
CD32	4.445	2.425	1	10.779
CD33	4.300	5.675	1	24.403
CD34	4.465	2.900	1	12.948
CD35	25.065	8.275	1	207.413
CD36	4.270	5.670	1	24.211
CD37	1.885	5.430	1	10.127
CD38	4.300	5.670	1	24.381
CD39	2.300	2.390	1	5.497
CD40	10.450	22.410	1	234.185
CD41	9.225	22.510	1	207.655
CD42	24.865	31.670	1	787.475
CD43	5.685	4.590	1	26.094
CD44	10.940	4.590	1	50.215
CD45	16.385	4.755	1	77.911
CD46	26.900	5.020	1	135.038
CD47	43.285	3.140	1	135.915
CD48	5.230	1.685	1	9.859
CD49	1.055	3.365	1	3.550
CD50	6.100	3.800	1	23.180
CD51	4.450	4.840	1	21.538
CD52	5.075	4.480	1	22.835
CD53	8.130	4.590	1	37.317
CD54	6.405	4.325	1	27.702
CD55	4.250	7.315	1	31.089
CD56	3.080	12.025	1	37.037
CD57	6.195	3.800	1	23.541
TOTAL AREA				5693.080
PARKING FOR DOUBLE STACK (A-B)				10665.771
PARKING FOR SINGLE STACK (C-D)				10788.709

BASEMENT 01 FLOOR AREA CALCULATIONS				
ADDITION AREA (A) NON FAR				
ITEM	LENGTH (M)	WIDTH (M)	NOs.	AREA (SQM.)
1	AS PER POLYLINE		1	2111.404
2	AS PER POLYLINE		1	530.501
3	363.745	89.810	1	32667.509
4	363.745	89.810	1	440.328
TOTAL NON FAR AREA				35749.769
DEDUCTION AREA (B) PARKING FOR COMM.				
ITEM	LENGTH (M)	WIDTH (M)	NOs.	AREA (SQM.)
CD1	16.556	2.925	1	56.966
CD4	4.285	5.675	1	24.317
CD5	4.270	5.670	5	121.055
CD6	3.950	3.335	2	26.347
CD7	20.515	25.960	2	1065.139
CD8	4.300	5.670	2	48.762
CD9	4.270	5.670	1	24.211
TOTAL AREA				1365.396
15% SURFACE FAR (C)				
SC1	AS PER POLYLINE		1	709.810
TOTAL AREA				709.810
TOTAL NON FAR AREA BASEMENT 03 (A-B)				33693.555

NOTES:-

1. ALL DIMENSIONS & LEVELS ARE IN MILLIMETERS.
2. ALL THE AREAS INDICATED ARE IN SQ.M.
3. COLUMNS ARE ONLY INDICATIVE AND WILL BE AS PER RELEVANT STRUCTURAL DRAWINGS.
4. ALL LIFT, ESCALATOR & MACHINE ROOM ARE AS PER ISI STANDARD.
5. THE BUILDING SHALL BE FULLY SPRINKLED EQUIPPED WITH AUTOMATIC SPRINKLER SYSTEM.
6. ALL TOILETS HAVING A MECHANICAL VENTILATION

KEY PLAN

सत्यापित प्रति
वास्तुविद एवं नियोजन विभाग
नोएडा

STRUCTURAL CONSULTANT

MELIOR
STRUCTURAL SOLUTIONS
#2174/2, Sector 38C, Chandigarh - 160014

MEP CONSULTANT

Proion Consultants Private Limited
Building Services - MEP Consulting
82, Sukhdev Vihar,
New Delhi 110 025, India.
Proion Tel: 26324400, www.proion.net

RSP

RSP Design Consultants Pvt. Ltd.
Unit 103, Bestech Business Tower, Sector-48
Sohna Road, Gurgaon-122018
Head Office: No.30, Museum Road, Bangalore - 560001
Tel: 25596868 Fax: 25596818
Email: rsp@rspindia.net; Web: www.rspindia.net

PROJECT

PROPOSED MIXED USE DEVELOPMENT - **MAX 105** AT PLOT NO C - 02 SECTOR 105 NOIDA 201304 UTTAR PARDESH , INDIA

OWNER:-

MAX ESTATES NOIDA PRIVATE LTD AND FLOOR L - 20 BUILDING NO.- FLAT NO - C 001A SECTOR 16B , NOIDA 201301

ARCHITECT'S SEAL

SHIV KUMAR BARDIA
Reg. No.- CA/2017/88101
D/28, Sonapur, Dibrugarh-786001, Guwahati (I.F)
Mobile - +91-7417466938

OWNER'S SEAL

Max Estates Noida Private Limited

ARCHITECT

modarchindia
architects interior designers & planners
studio: 1st floor, B-99, sector-63, Noida -201301, U.P.
phone: 0120-4206253, email: amitgangal@hotmail.com
website: www.modarch.in


Drawing Title

BASEMENT -01
FLOOR AREA CALCULATION

North

Checked by	Date
Drawn by ADITYA CHAUDHARY	Scale 1:200
Drawing No. MA - C-02-GN - SANCTION	04





NOTES:-

1. ALL DIMENSIONS & LEVELS ARE IN MILLIMETERS.
2. ALL THE AREAS INDICATED ARE IN SQ.M.
3. COLUMNS ARE ONLY INDICATIVE AND WILL BE AS PER RELEVANT STRUCTURAL DRAWINGS.
4. ALL LIFT, ESCALATOR & MACHINE ROOM ARE AS PER ISI STANDARD.
5. THE BUILDING SHALL BE FULLY SPRINKLED EQUIPPED WITH AUTOMATIC SPRINKLER SYSTEM.
6. ALL TOILETS HAVING A MECHANICAL VENTILATION

KEY PLAN

अस्वापित प्रति
वास्तुविद एवं नियोजन विभाग
नोएडा

STRUCTURAL CONSULTANT

MELIOR
STRUCTURAL SOLUTIONS
#2174/2, Sector 38C, Chandigarh - 160014

MEP CONSULTANT

Proion
Proion Consultants Private Limited
Building Services - MEP Consulting
82, Sukhdev Vihar,
New Delhi 110 025, India.
Tel: 26324400, www.proion.net

RSP
RSP Design Consultants Pvt. Ltd.
Unit 103, Bestech Business Tower, Sector-48
Sohna Road, Gurgaon-122018
Head Office: No.30, Museum Road, Bangalore - 560001
Tel: 25596868 Fax: 25596818
Email: rsp@rspindia.net; Web: www.rspindia.net

PROJECT

PROPOSED MIXED USE DEVELOPMENT - **MAX 105** AT PLOT NO C - 02 SECTOR 105 NOIDA 201304 UTTAR PARDESH , INDIA

OWNER:-

MAX ESTATES NOIDA PRIVATE LTD AND FLOOR L - 20 BUILDING NO.- FLAT NO - C 001A SECTOR 16B , NOIDA 201301

ARCHITECT'S SEAL	OWNER'S SEAL
AR. SHIV KUMAR B.ARCH Reg. No - CA/2017/75101	Max Estates Noida Private Limited

ARCHITECT

modarchindia
architects interior designers & planners
studio: 1st floor, B-99, sector-63, Noida -201301, U.P.
phone: 0120-4206253, email: amitgangal@hotmail.com
website: www.modarch.in

Drawing Title: ELEVATION

North

Checked by	Date
Drawn by	ADITYA CHAUDHARY
Drawing No.	MA - C-02-GN - SANCTION