PHASE- 01

EXISTING CONSTRUCTION SANCTIONED VIDE MAP NO. 216/91 AT 23/4/93
EXISTING CONSTRUCTION TO BE COMPOUNDED AT THE TIME OF COMPLETION

EXISTING LAYOUT

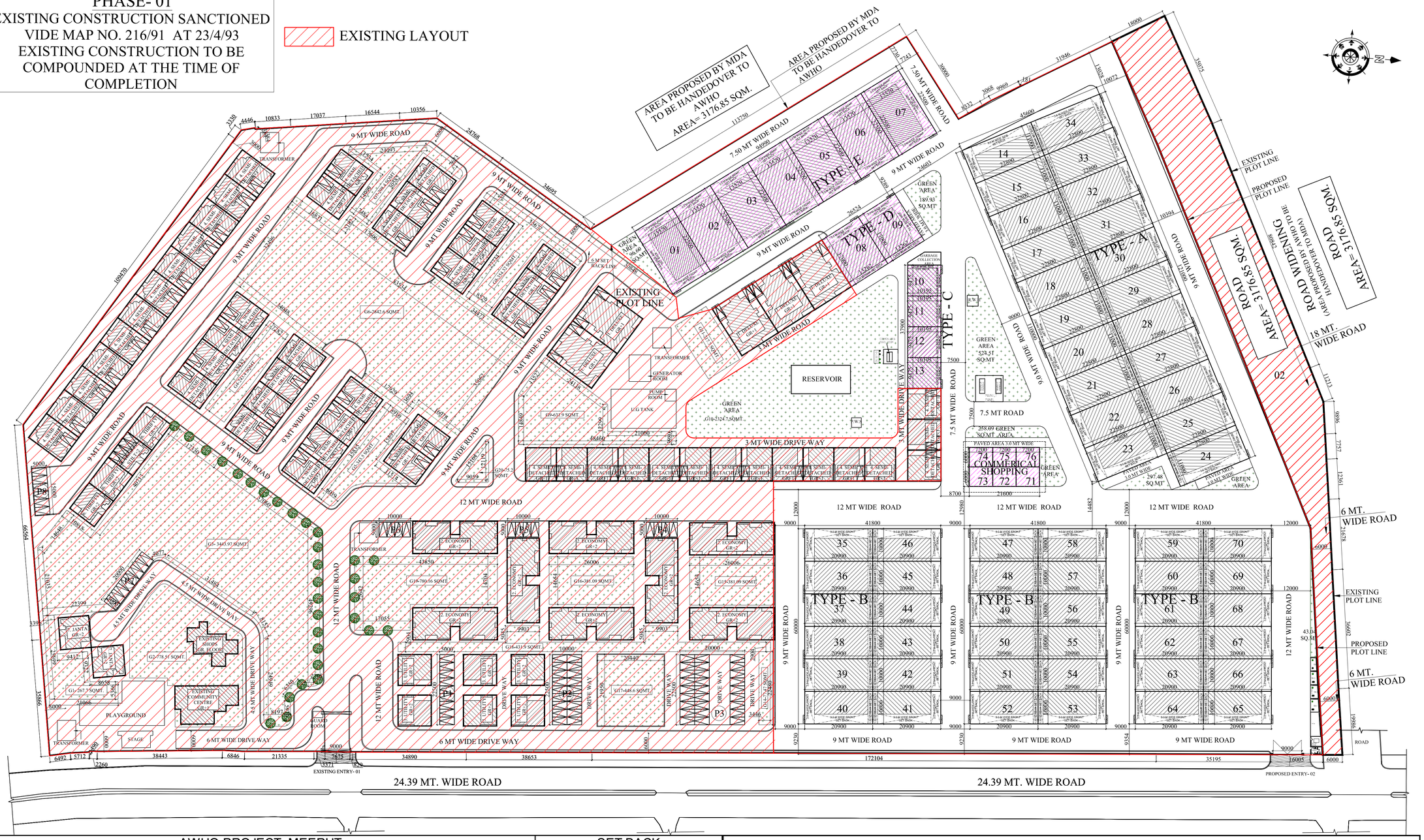

AWHO PROJECT MEERUT							SET BACK		
S.No.	PLOT Nos.	L	B	PLOT AREA	NO.	TOTAL AREA	FRONT	SIDE	REAR
1	TYPE - E (1 TO 7)	13.57	22.50	305.33	7	2137.28	3.0 M	3.0 M	3.0 M
2	TYPE - D (8 TO 9)	13.26	17.00	225.42	2	450.84	3.0 M	3.0 M	1.5 M
3	TYPE - C (10 TO 13)	10.19	9.47	96.50	4	386.00	1.0 M	1.0 M	0.0
4	TYPE - A (14 TO 34)	11.00	22.80	250.80	21	5266.80	3.0 M	3.0 M	1.5 M
5	TYPE - B (35 TO 70)	10.00	20.90	209.00	36	7524.00	3.0 M	3.0 M	1.5 M
6	TOTAL				70	15764.91			
7	COMMERICAL SHOPPING (71 TO 76)	6.00	7.20	43.20	6	259.20			
				TOTAL		16024.11			
				20% FOR MORTGAGE		3204.82			

INTERNAL MORTGAE PLOT DETAIL

S.No.	PLOT Nos.	L	B	PLOT AREA	NO.	TOTAL AREA
1	TYPE - E (1 TO 7)	13.57	22.50	305.33	7	2137.28
2	TYPE - D (8 TO 9)	13.26	17.00	225.42	2	450.84
3	TYPE - C (10 TO 13)	10.19	9.47	96.50	4	386.00
4	TOTAL				13	2974.11
5	COMMERICAL SHOPPING (71 TO 76)	6.00	7.20	43.20	6	259.20
				TOTAL		3233.35

TOTAL NO OF FLAT = 70 NOS
TOTAL POPULATION = 70 X5 =350 PERSONS

PROVIDED ONE UNIT FOR EACH PLOT

GENERAL NOTES:

1. THIS DRAWING IS THE PROPERTY OF M/S. R T & ASSOCIATES. PVT. LTD. & SHALL NOT BE USED OR REPRODUCED IN ANY WAY WITHOUT PERMISSION IN WRITTEN.
2. ALL DIMENSIONS ARE IN MILLIMETERS AND LEVELS ARE IN METERS UNLESS MENTIONED OTHERWISE.
3. ALL DIMENSIONS ARE TO BE CHECKED AND CO-RELATED WITH THE RELEVANT ARCHITECTURAL, STRUCTURAL AND SERVICES DRAWINGS AND ANY AMBIGUITY, DISCREPANCY OR OMISSION SHALL BE BROUGHT IN TO NOTICE OF ARCHITECT.
4. DRAWINGS AND DIMENSIONS SHOWN IN THIS SHEET ARE SUPERCEDED BY DETAIL DRAWING OF THE CORRESPONDENCE.
5. ALL WALLS ARE OF BRICK OF 115 MM AND 230 MM THICK.

NOTES:
COMPLIANCE FOR ALL DEPARTMENTS NOC.

LEGEND:-
आंतरिक विकास कार्य के सापेक्ष बंधक भूखंड

R	DESCIPTION	DATE

REVISIONS

PROJECT NAME
AWHO RAKSHAPURAM P.H-II

ADDRESS
PROPOSED LAYOUT PLAN FOR M.D.A YOJNA RAKSHAPURAM, MAWANA ROAD, MEERUT U.P.

CLIENT NAME
ARMY WELFARE HOUSING ORGANISATION, KASHMIR HOUSE, RAJAJI MARG, NEW DELHI- 110011

SIGNATURE:-
(Sarabjeet Singh)
Col
Project Director
AWHO Greater Noida

ARCHITECT & PMC
R T & Associates Pvt. Ltd.
ARCHITECTS, DESIGNERS & PROJECT MANAGEMENT
A-47 & 48, SECTOR - 67
NOIDA - 201301, UTTAR PRADESH
TEL: 0120 - 6495313, 2484020 / 21
FAX: 0120 - 6495313 E-MAIL: rtadesigns@gmail.com

SIGNATURE:-
PARDEEP SHARMA ARCHITECT CA/2000/127203

SUBMISSION DRAWING
DRAWING TITLE : LAYOUT PLAN

Signature Not Verified
Digitally signed by Pardeep Sharma
Date: 2025.01.17 11:33:43
Designation : Architect

DRAWING NO : AWHO/MEERUT/SD/AR/LAY/01
DATE : 15-01-2025 DRAWN P S
SCALE : CHECKED R T
RELEASED FOR: ☐ PRELIMINARY ☐ TENDER ☐ INFORMATION ☐ APPROVAL ☐ CONSTRUCTION

Signature Not Verified
Digitally signed by ANJAN KUMAR MEENA
Date: 2025.01.17 12:21:11
Organisation : Meerut Development Authority
Designation : Junior Engineer

01

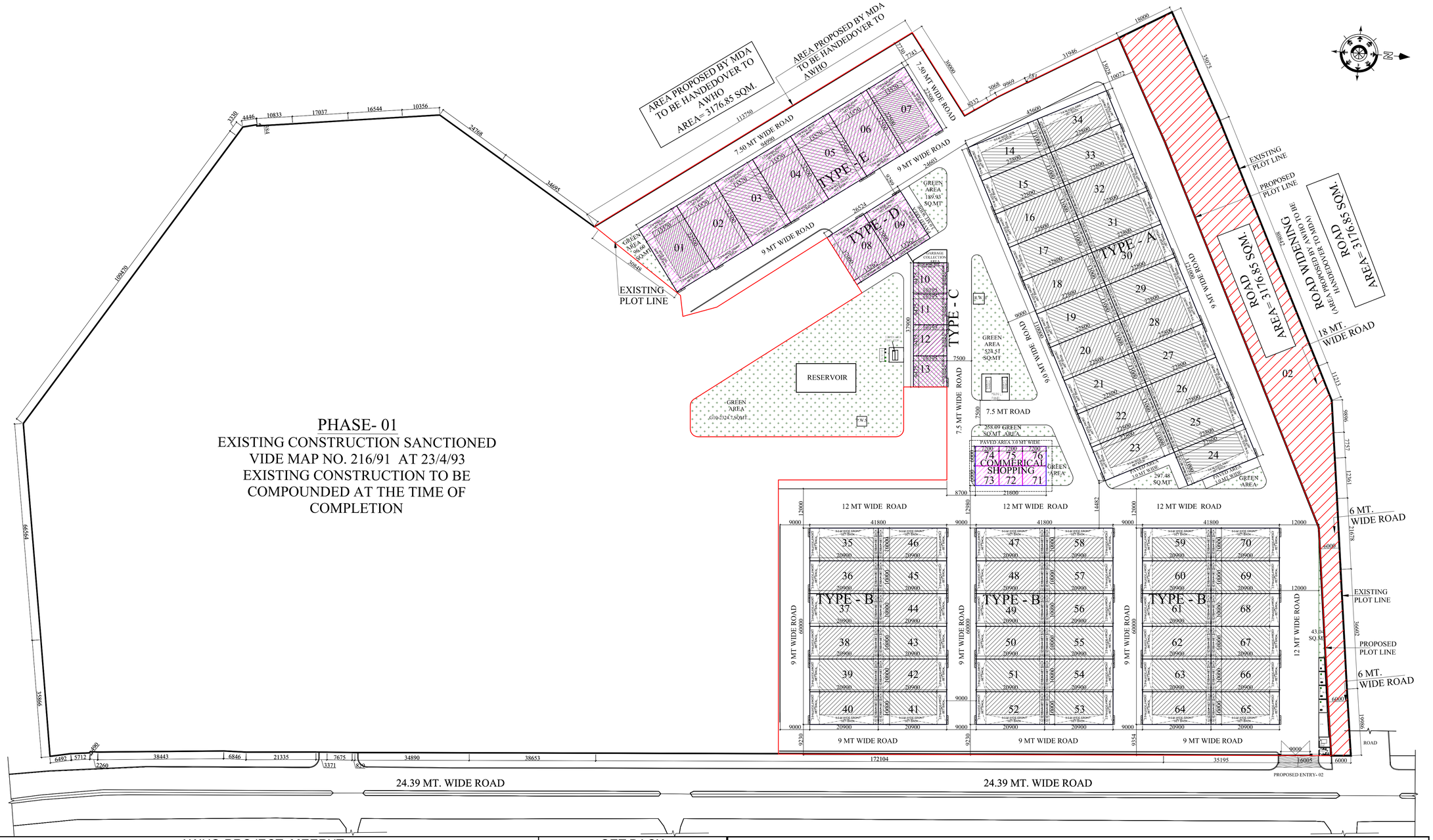

PHASE- 01
EXISTING CONSTRUCTION SANCTIONED
VIDE MAP NO. 216/91 AT 23/4/93
EXISTING CONSTRUCTION TO BE
COMPOUNDED AT THE TIME OF
COMPLETION

AWHO PROJECT MEERUT							SET BACK		
S.No.	PLOT Nos.	L	B	PLOT AREA	NO.	TOTAL AREA	FRONT	SIDE	REAR
1	TYPE - E (1 TO 7)	13.57	22.50	305.33	7	2137.28	3.0 M	3.0 M	3.0 M
2	TYPE - D (8 TO 9)	13.26	17.00	225.42	2	450.84	3.0 M	3.0 M	1.5 M
3	TYPE - C (10 TO 13)	10.19	9.47	96.50	4	386.00	1.0 M	1.0 M	0.0
4	TYPE - A (14 TO 34)	11.00	22.80	250.80	21	5266.80	3.0 M	3.0 M	1.5 M
5	TYPE - B (35 TO 70)	10.00	20.90	209.00	36	7524.00	3.0 M	3.0 M	1.5 M
6	TOTAL				70	15764.91			
7	COMMERICAL SHOPPING (71 TO 76)	6.00	7.20	43.20	6	259.20			
				TOTAL		16024.11			
				20% FOR MORTGAGE		3204.82			

INTERNAL MORTGAE PLOT DETAIL

S.No.	PLOT Nos.	L	B	PLOT AREA	NO.	TOTAL AREA
1	TYPE - E (1 TO 7)	13.57	22.50	305.33	7	2137.28
2	TYPE - D (8 TO 9)	13.26	17.00	225.42	2	450.84
3	TYPE - C (10 TO 13)	10.19	9.47	96.50	4	386.00
4	TOTAL				13	2974.11
5	COMMERICAL SHOPPING (71 TO 76)	6.00	7.20	43.20	6	259.20
				TOTAL		3233.35

TOTAL NO OF FLAT = 70 NOS
TOTAL POPULATION = 70 X5 =350 PERSONS

PROVIDED ONE UNIT FOR EACH PLOT

GENERAL NOTES:

1. THIS DRAWING IS THE PROPERTY OF M/S. R T & ASSOCIATES. PVT. LTD. & SHALL NOT BE USED OR REPRODUCED IN ANY WAY WITHOUT PERMISSION IN WRITTEN.
2. ALL DIMENSIONS ARE IN MILLIMETERS AND LEVELS ARE IN METERS UNLESS MENTIONED OTHERWISE.
3. ALL DIMENSIONS ARE TO BE CHECKED AND CO-RELATED WITH THE RELEVANT ARCHITECTURAL, STRUCTURAL AND SERVICES DRAWINGS AND ANY AMBIGUITY, DISCREPANCY OR OMISSION SHALL BE BROUGHT IN TO NOTICE OF ARCHITECT.
4. DRAWINGS AND DIMENSIONS SHOWN IN THIS SHEET ARE SUPERCEDED BY DETAIL DRAWING OF THE CORRESPONDENCE.
5. ALL WALLS ARE OF BRICK OF 115 MM AND 230 MM THICK.

NOTES:
COMPLIANCE FOR ALL DEPARTMENTS NOC.

LEGEND:-
आंतरिक विकास कार्य के सापेक्ष बंधक भूखंड

R	DESCIPTION	DATE

REVISIONS

PROJECT NAME
AWHO RAKSHAPURAM P.H-II

ADDRESS
PROPOSED LAYOUT PLAN
FOR M.D.A YOJNA RAKSHAPURAM,
MAWANA ROAD, MEERUT U.P.

CLIENT NAME
ARMY WELFARE HOUSING ORGANISATION, KASHMIR HOUSE, RAJAJI MARG, NEW DELHI- 110011

SIGNATURE:-
(Gangadhar Singh)
Col
Project Director
AWHO Greater Noida

ARCHITECT & PMC
R T & Associates Pvt. Ltd.
ARCHITECTS, DESIGNERS & PROJECT MANAGEMENT
A-47 & 48, SECTOR - 67
NOIDA - 201301, UTTAR PRADESH
TEL: 0120 - 6495313, 2484020 / 21
FAX: 0120 - 6495313 E-MAIL: rtadesigns@gmail.com

SIGNATURE:-
Pardeep Sharma
PARDEEP SHARMA
ARCHITECT
REGISTERED

SUBMISSION DRAWING
DRAWING TITLE :
SITE PLAN

Signature Not Verified
Digitally signed by Pardeep Sharma
Date: 2025.12.31 11:33:42
Designation : Architect

DRAWING NO : AWHO/MEERUT/SD/AR/SITE/ 02

Signature Not Verified
Digitally signed by DEEPAK KUMAR
Date: 2026.01.12 15:
Organisation: Meerut Development Authority
Designation : Town Planner

DATE :	NOV-2025	DRAWN	P S	02
SCALE :		CHECKED	R T	

RELEASED FOR: PRELIMINARY / TENDER / INFORMATION / APPROVAL / CONSTRUCTION

EXISTING AREA STATEMENT

TYPE OF BUILDING	TYPE AS USED BY A.W.H.O.	NO. OF STOREY	AREA OF EACH UNIT (SQM.)		GROUND COVERED OF THE BUILDING (SQM.)	NO. OF UNITS PER BLOCK	TOTAL NO. OF BLOCKS	TOTAL NO. OF UNITS	AREA OF EACH FLOOR INCLUDING STAIR RM. (SQM.)		TOTAL GROUND COVERAGE	BUILT-UP AREA PER BLOCK EXCLUDING PARKING & INCLUDING STAIR RM. (SQM.)	TOTAL BUILT-UP AREA FOR ALL BLOCKS EXCLUDING PARKING (SQM.)
					A	B	C	B x C=D		E	A x C=F	E +GR.+ 1st.+ 2nd.+ Stairs=G	C x G=H
1	DELUX-1	GR + 1	GR. FLOOR	120.00	134.07	2	5	10	GR. FLOOR	120.00	670.37	240	1200
			1ST FLOOR	120.00					1ST FLOOR	120.00			
2	ECONOMY-2	GR + 2	GR. FLOOR	104.87	214.15	6	8	48	GR. FLOOR	209.74	1713.20	650.39	5203.12
			1ST FLOOR	107.08					1ST FLOOR	214.15			
			2ND FLOOR	107.08					2ND FLOOR	214.15			
									STAIR RM.	12.35			
3	UTILITY-3	GR + 2	GR. FLOOR	PARKING	174	2	6	12	GR. FLOOR	174.00	1044.00	537.21	3223.26
			1ST FLOOR	87.00					1ST FLOOR	174.00			
			2ND FLOOR	87.00					2ND FLOOR	174.00			
									STAIR RM.	15.21			
4	SEMI-DETACHED-4	GR + 1	GR. FLOOR	63.17	83.47	1	52	52	GR. FLOOR	63.17	4340.44	119.37	6207.24
			1ST FLOOR	56.20					1ST FLOOR	56.20			
5	MODERN-5 NOT BUILT ON SITE	GR + 2	GR. FLOOR	74.81	149.62	0	0	0	GR. FLOOR	149.62	0.00	464.24	NOT BUILT ON SITE
			1ST FLOOR	74.81					1ST FLOOR	149.62			
			2ND FLOOR	74.81					2ND FLOOR	149.62			
									STAIR RM.	15.38			
6	TRIFTY-6	GR + 2	GR. FLOOR	74.90	149.8	3	4	11	GR. FLOOR	149.80	599.20	464.17	1856.68
			1ST FLOOR	74.90					1ST FLOOR	149.80			
			2ND FLOOR	74.90					2ND FLOOR	149.80			
									STAIR RM.	14.77			
7	JANTA-7	GR + 2	GR. FLOOR	66.23	132.46	3	2	6	GR. FLOOR	132.46	264.92	412.88	825.76
			1ST FLOOR	64.23					1ST FLOOR	132.46			
			2ND FLOOR	66.23					2ND FLOOR	132.46			
									STAIR RM.	15.50			
	Total										8632.13		
8	ELECTRICAL COMPLEX										192.00		192
9	COMMUNITY CENTRE/SHOPS										348.00		348
10	PUMP HOUSE										30.00		30
11	OVER HEAD RESERVOIR												
12	UNDER GROUND RESERVOIR												
13	GARBAGE												
	TOTAL						77	139			9202.125		19086.06

AREA STATEMENT

S. No.	PARTICULARS			NOS.	IN SQMT.	
1	AREA OF PLOT AS PER DOCUMENT				73,072.300	Sq.Mt.
2	AREA OF PLOT AS PER SITE				73,072.300	Sq.Mt.
3	PHASE- 1 PLOT AREA				44,939.580	Sq.Mt.
4	PHASE- 2 PLOT AREA				28,132.720	Sq.Mt.
5	ROAD AREA				7,868.928	Sq.Mt.
6	PLOTTED AREA				16,024.112	Sq.Mt.
7	OPEN AND GREEN AREA				4,224.680	Sq.Mt.
8	GARBAGE COLLECTION AREA				15.000	Sq.Mt.
9	REQUIRED 15% OF PLOT AREA AS PLOT GREEN = 15% OF NET BALANCE				4,219.908	Sq.Mt.
10	TOTAL NO. OF UNITS SANCTIONED IN 1991 (RESIDENTIAL)			328		NOS.
11	NO. OF UNITS CONSTRUCTED / EXISTING (RESIDENTIAL)			139		NOS.
12	PROPOSED NO. OF PLOTS (RESIDENTIAL)			70		NOS.
			UNITS	UNIT / PERSON	POPULATION	
13	PROPOSED PLOTS UNITS		70	5	350	NOS.
14	COMMERCIAL SHOPPING AREA		0.92%		259.20	Sq.Mt.
	REQUIREMENT FOR TREES PLANTATION					
15	125 Nos. of Tree on per Hect. (125 x 2.81 Hect.)			352		NOS.
16	Proposed No. of Trees			375		NOS.
17	TOTAL NUMBER OF PLOTS					
	NAME OF TOWERS	NUMBER OF FLATS PER PLOTS		No. OF PLOTS	Total	
i	TYPE - E	1		7	7	NOS.
ii	TYPE - D	1		2	2	NOS.
iii	TYPE - C	1		4	4	NOS.
iv	TYPE - A	1		21	21	NOS.
v	TYPE - B	1		36	36	NOS.
			TOTAL UNITS	70	70	NOS.
vi	COMMERCIAL SHOPPING	1		6	6	NOS.

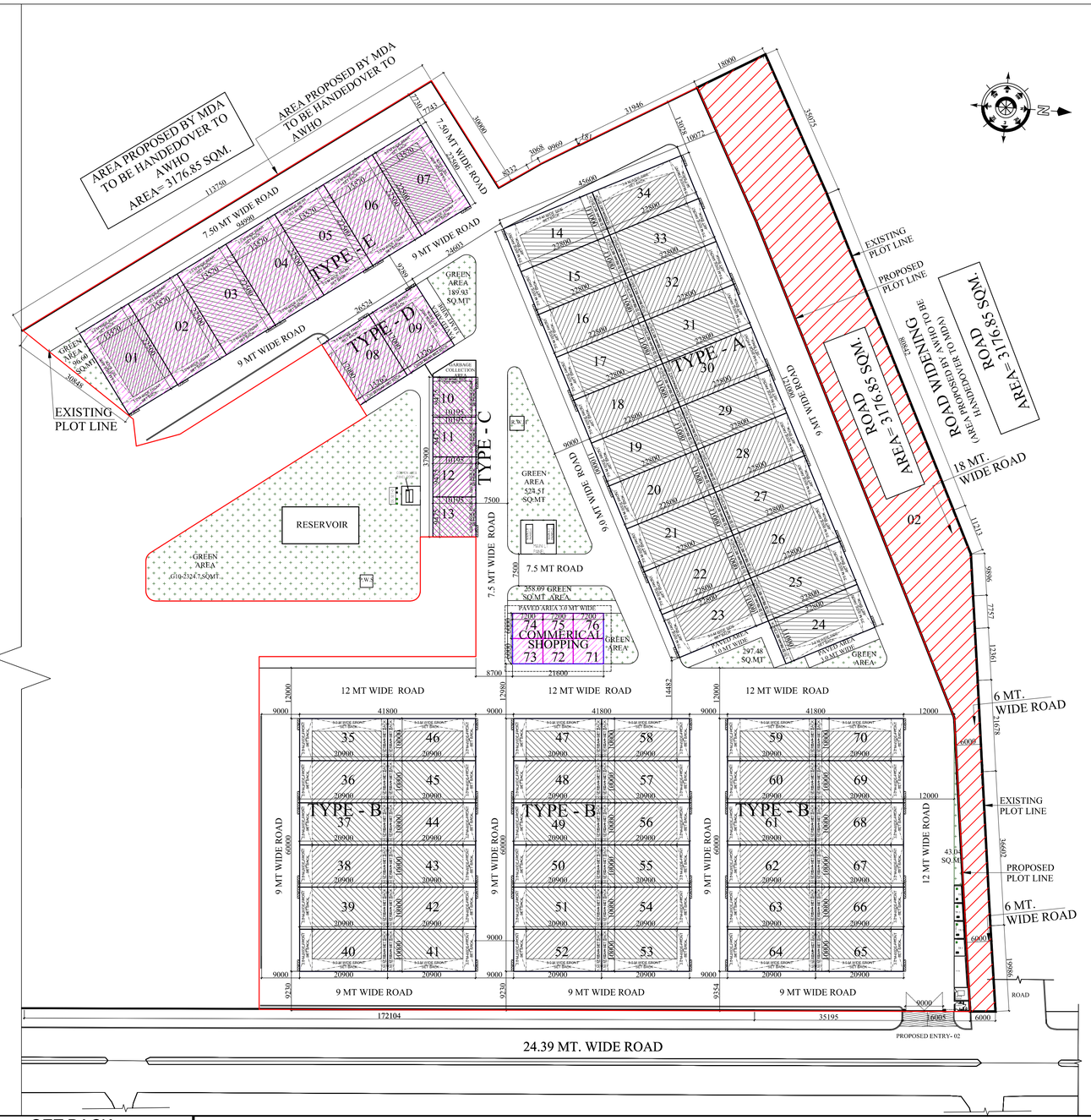

AWHO PROJECT MEERUT							SET BACK		
S.No.	PLOT Nos.	L	B	PLOT AREA	NO.	TOTAL AREA	FRONT	SIDE	REAR
1	TYPE - E (1 TO 7)	13.57	22.50	305.33	7	2137.28	3.0 M	3.0 M	3.0 M
2	TYPE - D (8 TO 9)	13.26	17.00	225.42	2	450.84	3.0 M	3.0 M	1.5 M
3	TYPE - C (10 TO 13)	10.19	9.47	96.50	4	386.00	1.0 M	1.0 M	0.0
4	TYPE - A (14 TO 34)	11.00	22.80	250.80	21	5266.80	3.0 M	3.0 M	1.5 M
5	TYPE - B (35 TO 70)	10.00	20.90	209.00	36	7524.00	3.0 M	3.0 M	1.5 M
6	TOTAL				70	15764.91			
7	COMMERICAL SHOPPING (71 TO 76)	6.00	7.20	43.20	6	259.20			
				TOTAL		16024.11			
				20% FOR MORTGAGE		3204.82			

INTERNAL MORTGAE PLOT DETAIL

S.No.	PLOT Nos.	L	B	PLOT AREA	NO.	TOTAL AREA
1	TYPE - E (1 TO 7)	13.57	22.50	305.33	7	2137.28
2	TYPE - D (8 TO 9)	13.26	17.00	225.42	2	450.84
3	TYPE - C (10 TO 13)	10.19	9.47	96.50	4	386.00
4	TOTAL				13	2974.11
5	COMMERICAL SHOPPING (71 TO 76)	6.00	7.20	43.20	6	259.20
				TOTAL		3233.35

TOTAL NO OF FLAT = 70 NOS
TOTAL POPULATION = 70 X5 =350 PERSONS

PROVIDED ONE UNIT FOR EACH PLOT

GENERAL NOTES:

1. THIS DRAWING IS THE PROPERTY OF M/S. R T & ASSOCIATES. PVT. LTD. & SHALL NOT BE USED OR REPRODUCED IN ANY WAY WITHOUT PERMISSION IN WRITTEN.
2. ALL DIMENSIONS ARE IN MILLIMETERS AND LEVELS ARE IN METERS UNLESS MENTIONED OTHERWISE.
3. ALL DIMENSIONS ARE TO BE CHECKED AND CO--RELATED WITH THE RELEVANT ARCHITECTURAL, STRUCTURAL AND SERVICES DRAWINGS AND ANY AMBIGUITY, DISCREPANCY OR OMISSION SHALL BE BROUGHT IN TO NOTICE OF ARCHITECT.
4. DRAWINGS AND DIMENSIONS SHOWN IN THIS SHEET ARE SUPERCEDED BY DETAIL DRAWING OF THE CORRESPONDENCE.
5. ALL WALLS ARE OF BRICK OF 115 MM AND 230 MM THICK.

NOTES:
COMPLIANCE FOR ALL DEPARTMENTS NOC.

LEGEND:-
आंतरिक विकास कार्य के सापेक्ष बंधक भूखंड

R	DESCIPTION	DATE

REVISIONS

PROJECT NAME

AWHO RAKSHAPURAM P.H-II

ADDRESS

PROPOSED LAYOUT PLAN FOR M.D.A YOJNA RAKSHAPURAM, MAWANA ROAD, MEERUT U.P.

CLIENT NAME

ARMY WELFARE HOUSING ORGANISATION, KASHMIR HOUSE, RAJAJI MARG, NEW DELHI- 110011

SIGNATURE:-

(Sarvjeet Singh)
Col
Project Director
AWHO Greater Noida

ARCHITECT & PMC

R T & Associates Pvt. Ltd.
ARCHITECTS, DESIGNERS & PROJECT MANAGEMENT
A-47 & 48, SECTOR - 67
NOIDA - 201301, UTTAR PRADESH
TEL: 0120 - 6495313, 2484020 / 21
FAX: 0120 - 6495313 E-MAIL: rtadesigns@gmail.com

SIGNATURE:-

Pradeep Sharma
PRADEEP SHARMA
ARCHITECT

SUBMISSION DRAWING

DRAWING TITLE :
SITE PLAN & AREA CHART

Signature Not Verified
Digitally signed by Pardeep Sharma
Date: 2025.12.31 11:33:42
Designation : Authorised

DRAWING NO : AWHO/MEERUT/SD/AR/SITE/ 03

DATE :	30-09-2025	DRAWN	P S	03
SCALE :		CHECKED	R T	

RELEASED FOR: PRELIMINARY / TENDER / INFORMATION / APPROVAL / CONSTRUCTION

Signature Not Verified
Digitally signed by ANUJ KUMAR MITTAL
Date: 2026.01.12 15:
Organisation : Ministry of Housing and Urban Affairs
Authority :
Designation : Director

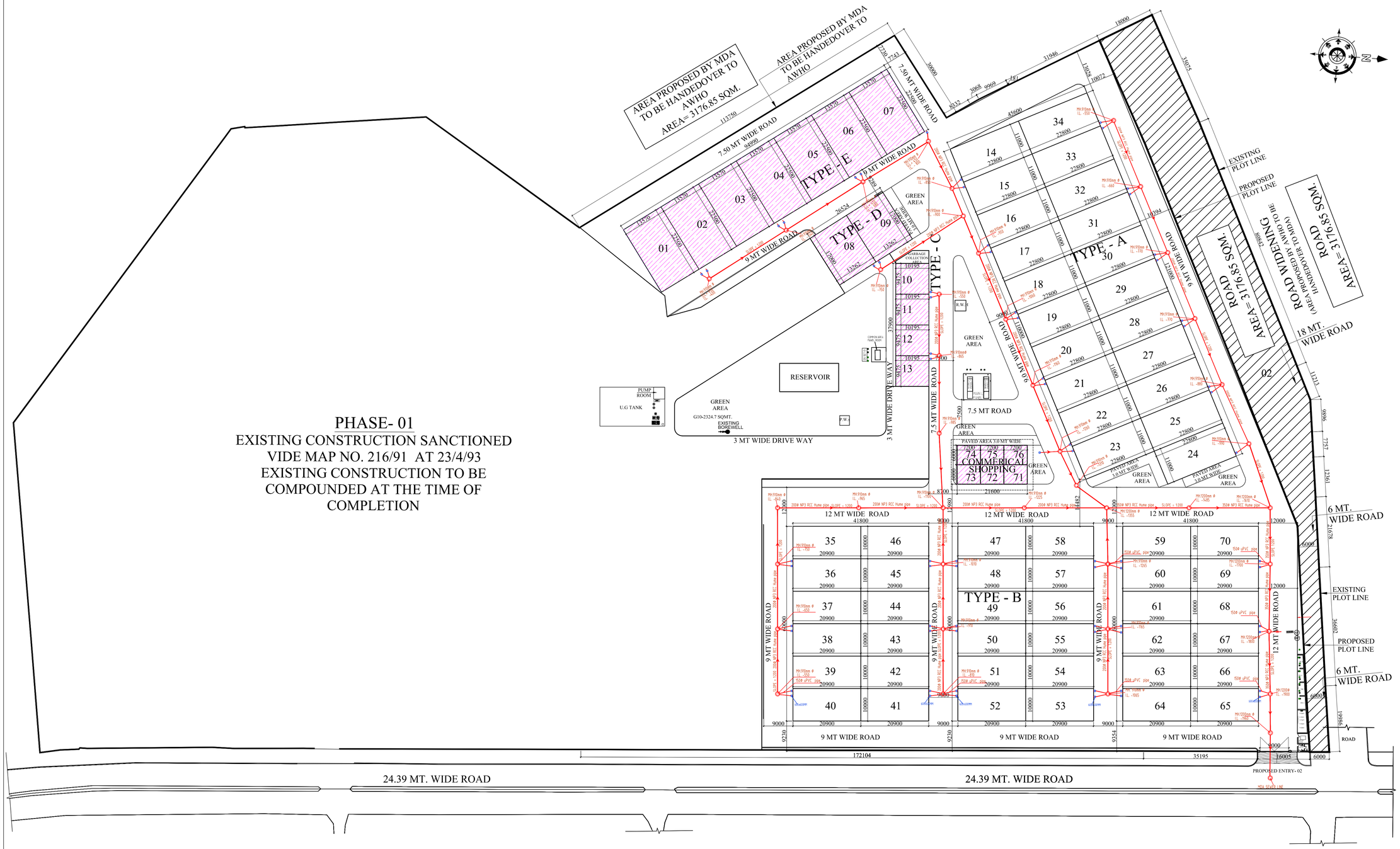

PHASE- 01

EXISTING CONSTRUCTION SANCTIONED VIDE MAP NO. 216/91 AT 23/4/93
EXISTING CONSTRUCTION TO BE COMPOUNDED AT THE TIME OF COMPLETION

GENERAL NOTES:

1. THIS DRAWING IS THE PROPERTY OF M/S. R T & ASSOCIATES. PVT. LTD. & SHALL NOT BE USED OR REPRODUCED IN ANY WAY WITHOUT PERMISSION IN WRITTEN.
2. ALL DIMENSIONS ARE IN MILLIMETERS AND LEVELS ARE IN METERS UNLESS MENTIONED OTHERWISE.
3. ALL DIMENSIONS ARE TO BE CHECKED AND CO-RELATED WITH THE RELEVANT ARCHITECTURAL, STRUCTURAL AND SERVICES DRAWINGS AND ANY AMBIGUITY, DISCREPANCY OR OMISSION SHALL BE BROUGHT IN TO NOTICE OF ARCHITECT.
4. DRAWINGS AND DIMENSIONS SHOWN IN THIS SHEET ARE SUPERCEDED BY DETAIL DRAWING OF THE CORRESPONDENCE.
5. ALL WALLS ARE OF BRICK OF 115 MM AND 230 MM THICK.

S.NO	SYMBOL	DESCRIPTION	QTY.
01		SEWER LINE (RCC PIPE NP-2)	
02		WATER SUPPLY LINE	
03		FLUSHING WATER SUPPLY	
04		TREATED WATER LINE	
05	GH	GARDEN HYDRANT	
06		STROM PIPE	
07		MANHOLE	
08		450 WIDE DRAIN CHANNEL	
09		CATCH BASIN	
10	GT	GULLY TRAP	

R	DESCIPTION	DATE

REVISIONS

PROJECT NAME

AWHO RAKSHAPURAM P.H-II

ADDRESS

PROPOSED LAYOUT PLAN FOR M.D.A YOJNA RAKSHAPURAM, MAWANA ROAD, MEERUT U.P.

CLIENT NAME

ARMY WELFARE HOUSING ORGANISATION, KASHMIR HOUSE, RAJAJI MARG, NEW DELHI- 110011

SIGNATURE:-

(Gaurav Singh)
Col
Project Director
AWHO Greater Noida

ARCHITECT & PMC

R T & Associates Pvt. Ltd.
ARCHITECTS, DESIGNERS & PROJECT MANAGEMENT
A-47 & 48, SECTOR - 67
NOIDA - 201301, UTTAR PRADESH
TEL: 0120 - 6495313, 2484020 / 21
FAX: 0120 - 6495313 E-MAIL: rtadesigns@gmail.com

SIGNATURE:-

PARDEEP SHARMA
CA/2001/72728

SUBMISSION DRAWING

DRAWING TITLE :

EXTERNAL SEWERAGE LAYOUT PLAN

Signature Not Verified
Digitally signed by Pardeep Sharma
Date: 2025.10.31 11:39:45 IST
Designation : Architect

DRAWING NO. : AWHO/MEERUT/S.D./LAY/04

DATE :	31-10-2025	DRAWN	N.K.
SCALE :		CHECKED	R T

Signature Not Verified
Digitally signed by ANIL KUMAR MEENA
Date: 2025.11.03 12:11:11 IST
Organisation : Meerut Development Authority
Designation : Junior Engineer

RELEASED FOR: ☐ PRELIMINARY ☐ TENDER ☐ INFORMATION ☐ APPROVAL ☐ CONSTRUCTION

04

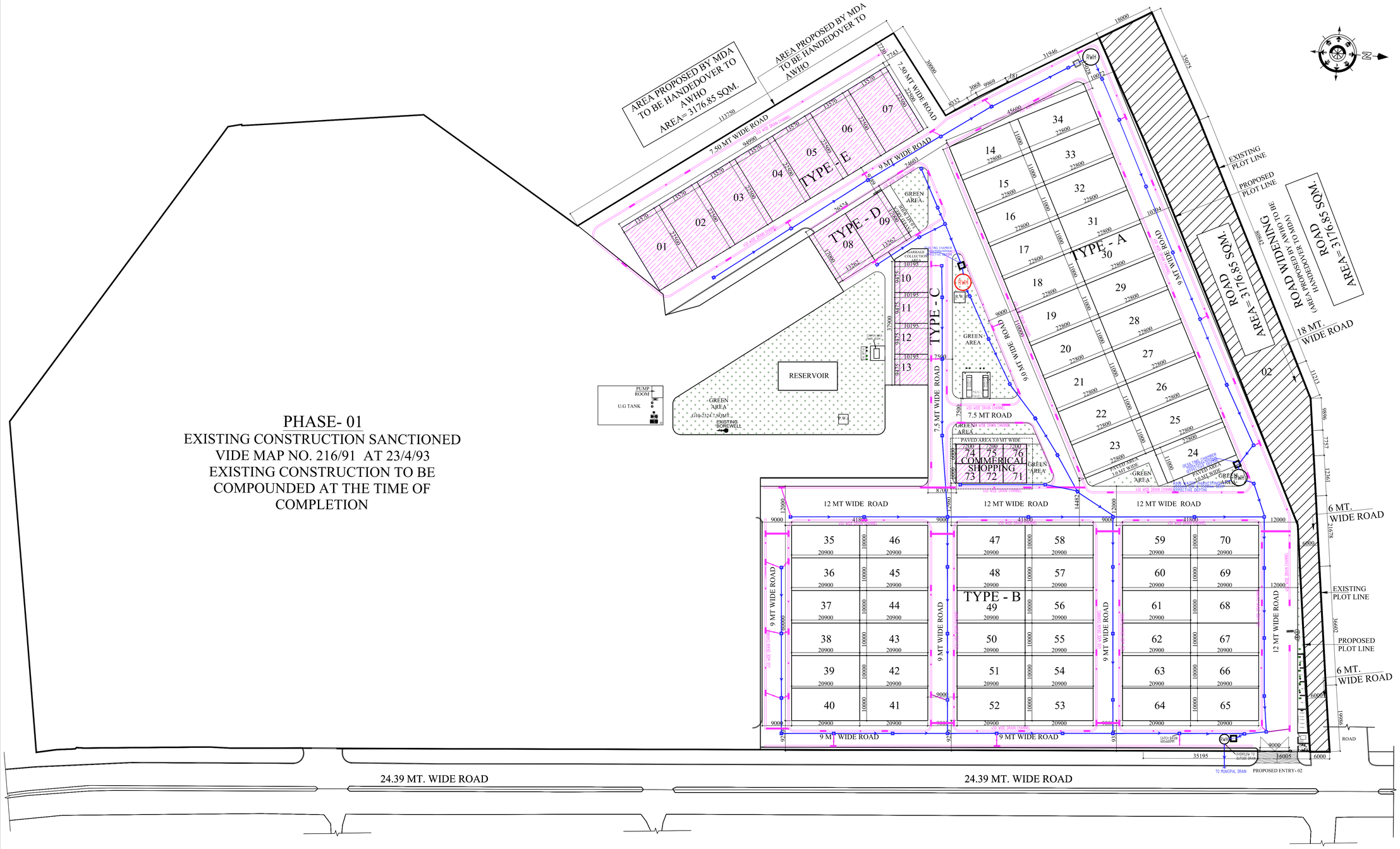

PHASE- 01
EXISTING CONSTRUCTION SANCTIONED VIDE MAP NO. 216/91 AT 23/4/93
EXISTING CONSTRUCTION TO BE COMPOUNDED AT THE TIME OF COMPLETION

GENERAL NOTES:

1. THIS DRAWING IS THE PROPERTY OF M/S. R T & ASSOCIATES. PVT. LTD. & SHALL NOT BE USED OR REPRODUCED IN ANY WAY WITHOUT PERMISSION IN WRITTEN.
2. ALL DIMENSIONS ARE IN MILLIMETERS AND LEVELS ARE IN METERS UNLESS MENTIONED OTHERWISE.
3. ALL DIMENSIONS ARE TO BE CHECKED AND CO-RELATED WITH THE RELEVANT ARCHITECTURAL, STRUCTURAL AND SERVICES DRAWINGS AND ANY AMBIGUITY, DISCREPANCY OR OMISSION SHALL BE BROUGHT IN TO NOTICE OF ARCHITECT.
4. DRAWINGS AND DIMENSIONS SHOWN IN THIS SHEET ARE SUPERCEDED BY DETAIL DRAWING OF THE CORRESPONDENCE.
5. ALL WALLS ARE OF BRICK OF 115 MM AND 230 MM THICK.

S.NO	SYMBOL	DESCRIPTION	QTY.
01		SEWER LINE (RCC PIPE NP-2)	
02		WATER SUPPLY LINE	
03		FLUSHING WATER SUPPLY	
04		TREATED WATER LINE	
05	GH	GARDEN HYDRANT	
06		STROM PIPE	
07		MANHOLE	
08		450 WIDE DRAIN CHANNEL	
09		CATCH BASIN	
10	GT	GULLY TRAP	

R	DESCIPTION	DATE

REVISIONS

PROJECT NAME

AWHO RAKSHAPURAM P.H-II

ADDRESS

PROPOSED LAYOUT PLAN FOR M.D.A YOJNA RAKSHAPURAM, MAWANA ROAD, MEERUT U.P.

CLIENT NAME

ARMY WELFARE HOUSING ORGANISATION, KASHMIR HOUSE, RAJAJI MARG, NEW DELHI- 110011

SIGNATURE:-

(Gaurav Singh)
Col
Project Director
AWHO Greater Noida

ARCHITECT & PMC

R T & Associates Pvt. Ltd.
ARCHITECTS, DESIGNERS & PROJECT MANAGEMENT
A-47 & 48, SECTOR - 67
NOIDA - 201301, UTTAR PRADESH
TEL: 0120 - 6495313, 2484020 / 21
FAX: 0120 - 6495313 E-MAIL: rtadesigns@gmail.com

SIGNATURE:-

Pradeep Sharma
PRADEEP SHARMA
CA/2021/127201
Architect

SUBMISSION DRAWING

DRAWING TITLE :

EXTERNAL DRAINAGE LAYOUT PLAN

Signature Not Verified
Digitally signed by Pradeep Sharma
Date: 2025.10.07 11:32:47
Designation : Architect

DRAWING NO. : AWHO/MEERUT/S.D./LAY/05

DATE :	OCTOBER-2025	DRAWN	N.K.	05
SCALE :		CHECKED	R T	

RELEASED FOR: PRELIMINARY | TENDER | INFORMATION | APPROVAL | CONSTRUCTION

Signature Not Verified
Digitally signed by ANUJ KUMAR MEENA
Date: 2025.10.08 12:18:
Organisation : Meerut Development Authority
Designation : Assistant Engineer

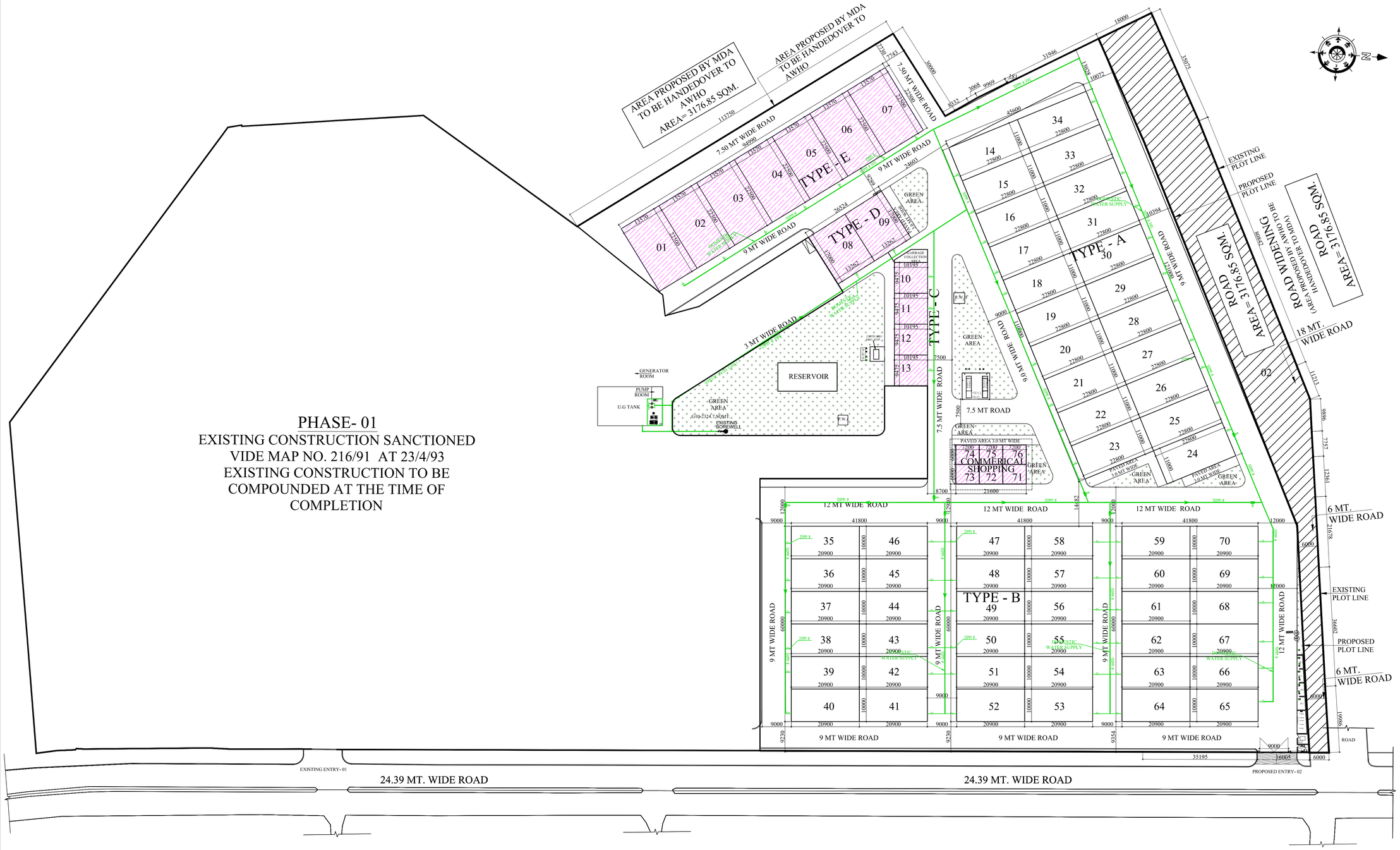

PHASE- 01
EXISTING CONSTRUCTION SANCTIONED VIDE MAP NO. 216/91 AT 23/4/93
EXISTING CONSTRUCTION TO BE COMPOUNDED AT THE TIME OF COMPLETION

GENERAL NOTES:

1. THIS DRAWING IS THE PROPERTY OF M/S. R T & ASSOCIATES. PVT. LTD. & SHALL NOT BE USED OR REPRODUCED IN ANY WAY WITHOUT PERMISSION IN WRITTEN.
2. ALL DIMENSIONS ARE IN MILLIMETERS AND LEVELS ARE IN METERS UNLESS MENTIONED OTHERWISE.
3. ALL DIMENSIONS ARE TO BE CHECKED AND CO-RELATED WITH THE RELEVANT ARCHITECTURAL, STRUCTURAL AND SERVICES DRAWINGS AND ANY AMBIGUITY, DISCREPANCY OR OMISSION SHALL BE BROUGHT IN TO NOTICE OF ARCHITECT.
4. DRAWINGS AND DIMENSIONS SHOWN IN THIS SHEET ARE SUPERCEDED BY DETAIL DRAWING OF THE CORRESPONDENCE.
5. ALL WALLS ARE OF BRICK OF 115 MM AND 230 MM THICK.

S.NO	SYMBOL	DESCRIPTION	QTY.
01		SEWER LINE (RCC PIPE NP-2)	
02		WATER SUPPLY LINE	
03		FLUSHING WATER SUPPLY	
04		TREATED WATER LINE	
05	GH	GARDEN HYDRANT	
06		STROM PIPE	
07		MANHOLE	
08		450 WIDE DRAIN CHANNEL	
09		CATCH BASIN	
10	GT	GULLY TRAP	

R	DESCIPTION	DATE

REVISIONS

PROJECT NAME

AWHO RAKSHAPURAM P.H-II

ADDRESS

PROPOSED LAYOUT PLAN FOR M.D.A YOJNA RAKSHAPURAM, MAWANA ROAD, MEERUT U.P.

CLIENT NAME

ARMY WELFARE HOUSING ORGANISATION, KASHMIR HOUSE, RAJAJI MARG, NEW DELHI- 110011

SIGNATURE:-

(Gaurav Singh)
Col
Project Director
AWHO Greater Noida

ARCHITECT & PMC

R T & Associates Pvt. Ltd.
ARCHITECTS, DESIGNERS & PROJECT MANAGEMENT
A-47 & 48, SECTOR - 67
NOIDA - 201301, UTTAR PRADESH
TEL: 0120 - 6495313, 2484020 / 21
FAX: 0120 - 6495313 E-MAIL: rtadesigns@gmail.com

SIGNATURE:-

PARDEEP SHARMA
CA/2002/127203
Architect

SUBMISSION DRAWING

DRAWING TITLE :

EXTERNAL WATER SUPPLY LAYOUT PLAN

Signature Not Verified
Digitally signed by Pardeep Sharma
Date: 2025.10.01 11:32:47
Designation : Architect

DRAWING NO. : AWHO/MEERUT/S.D./LAY/06

DATE :	SEP-10-2025	DRAWN	N.K.
SCALE :		CHECKED	R T

Signature Not Verified
Digitally signed by ANUJ KUMAR
MEENA
Date: 2025.10.01 12:14:
Organisation : Meerut Development Authority
Designation : Assistant Engineer

06

RELEASED FOR: ☐ PRELIMINARY ☐ TENDER ☐ INFORMATION ☐ APPROVAL ☒ CONSTRUCTION

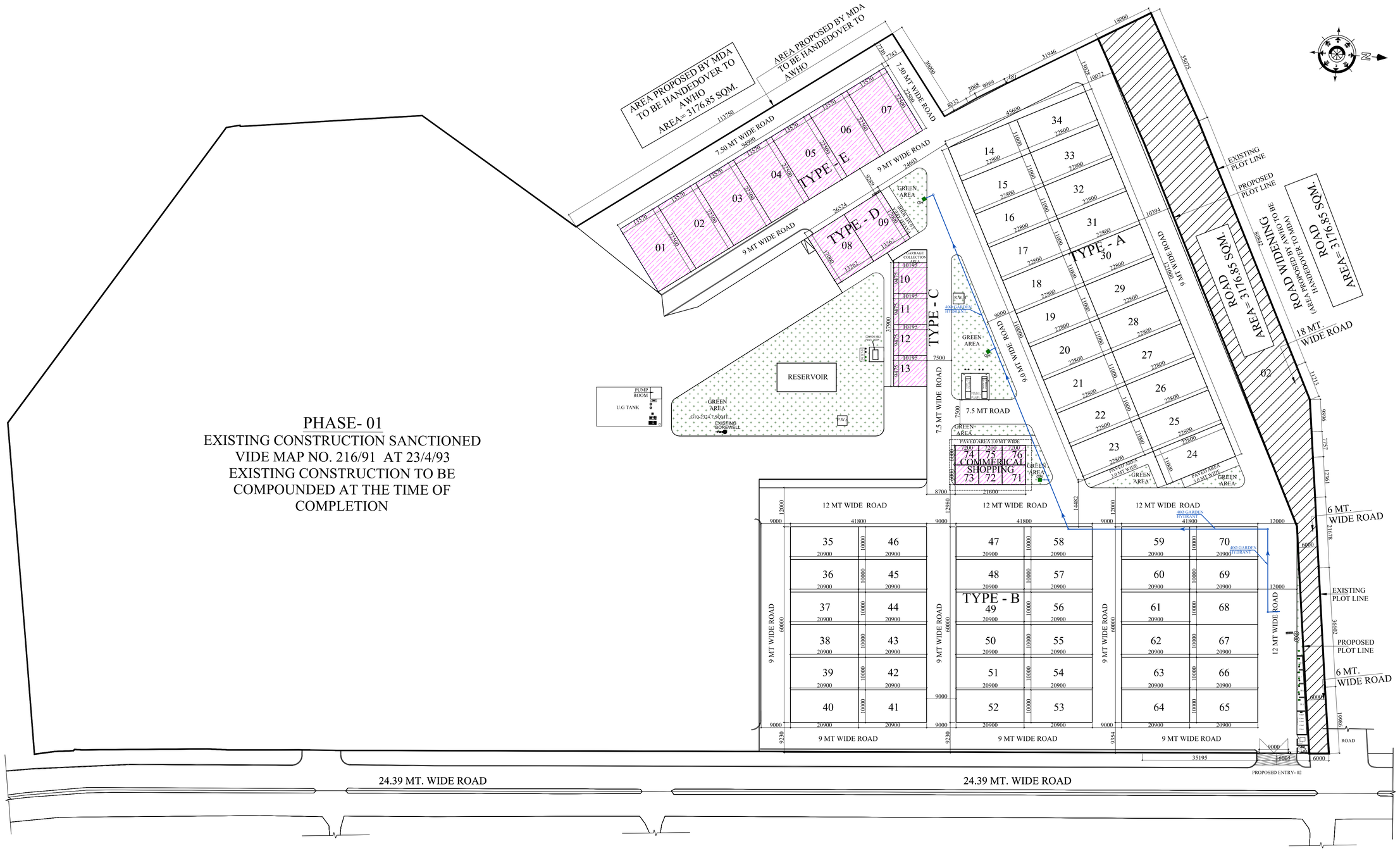

PHASE- 01
EXISTING CONSTRUCTION SANCTIONED VIDE MAP NO. 216/91 AT 23/4/93
EXISTING CONSTRUCTION TO BE COMPOUNDED AT THE TIME OF COMPLETION

GENERAL NOTES:

1. THIS DRAWING IS THE PROPERTY OF M/S. R T & ASSOCIATES. PVT. LTD. & SHALL NOT BE USED OR REPRODUCED IN ANY WAY WITHOUT PERMISSION IN WRITTEN.
2. ALL DIMENSIONS ARE IN MILLIMETERS AND LEVELS ARE IN METERS UNLESS MENTIONED OTHERWISE.
3. ALL DIMENSIONS ARE TO BE CHECKED AND CO-RELATED WITH THE RELEVANT ARCHITECTURAL, STRUCTURAL AND SERVICES DRAWINGS AND ANY AMBIGUITY, DISCREPANCY OR OMISSION SHALL BE BROUGHT IN TO NOTICE OF ARCHITECT.
4. DRAWINGS AND DIMENSIONS SHOWN IN THIS SHEET ARE SUPERCEDED BY DETAIL DRAWING OF THE CORRESPONDENCE.
5. ALL WALLS ARE OF BRICK OF 115 MM AND 230 MM THICK.

S.NO	SYMBOL	DESCRIPTION	QTY.
01		SEWER LINE (RCC PIPE NP-2)	
02		WATER SUPPLY LINE	
03		FLUSHING WATER SUPPLY	
04		TREATED WATER LINE	
05	GH	GARDEN HYDRANT	
06		STROM PIPE	
07		MANHOLE	
08		450 WIDE DRAIN CHANNEL	
09		CATCH BASIN	
10	GT	GULLY TRAP	

R	DESCIPTION	DATE

REVISIONS

PROJECT NAME

AWHO RAKSHAPURAM P.H-II

ADDRESS

PROPOSED LAYOUT PLAN FOR M.D.A YOJNA RAKSHAPURAM, MAWANA ROAD, MEERUT U.P.

CLIENT NAME

ARMY WELFARE HOUSING ORGANISATION, KASHMIR HOUSE, RAJAJI MARG, NEW DELHI- 110011

SIGNATURE:-

(Gaurav Singh)
Col
Project Director
AWHO Greater Noida

ARCHITECT & PMC

R T & Associates Pvt. Ltd.
ARCHITECTS, DESIGNERS & PROJECT MANAGEMENT
A-47 & 48, SECTOR - 67
NOIDA - 201301, UTTAR PRADESH
TEL: 0120 - 6495313, 2484020 / 21
FAX: 0120 - 6495313 E-MAIL: rtadesigns@gmail.com

SIGNATURE:-

Pradeep Sharma
PRADEEP SHARMA
CA/2021/127201
Architect

SUBMISSION DRAWING

DRAWING TITLE :

EXTERNAL GARDEN HYDRANT LAYOUT PLAN

Signature Not Verified
Digitally signed by Pradeep Sharma
Date: 2025.10.14 13:32:41 IST
Designation : Architect

Signature Not Verified
Digitally signed by ANUJ KUMAR MEENA
Date: 2025.10.14 13:32:58 IST
Organisation : Meerut Development Authority
Designation : Chairman

DRAWING NO. : AWHO/MEERUT/S.D./LAY/07

DATE :	OCT-2025	DRAWN	N.K.	07
SCALE :		CHECKED	R T	

RELEASED FOR: PRELIMINARY | TENDER | INFORMATION | APPROVAL | CONSTRUCTION

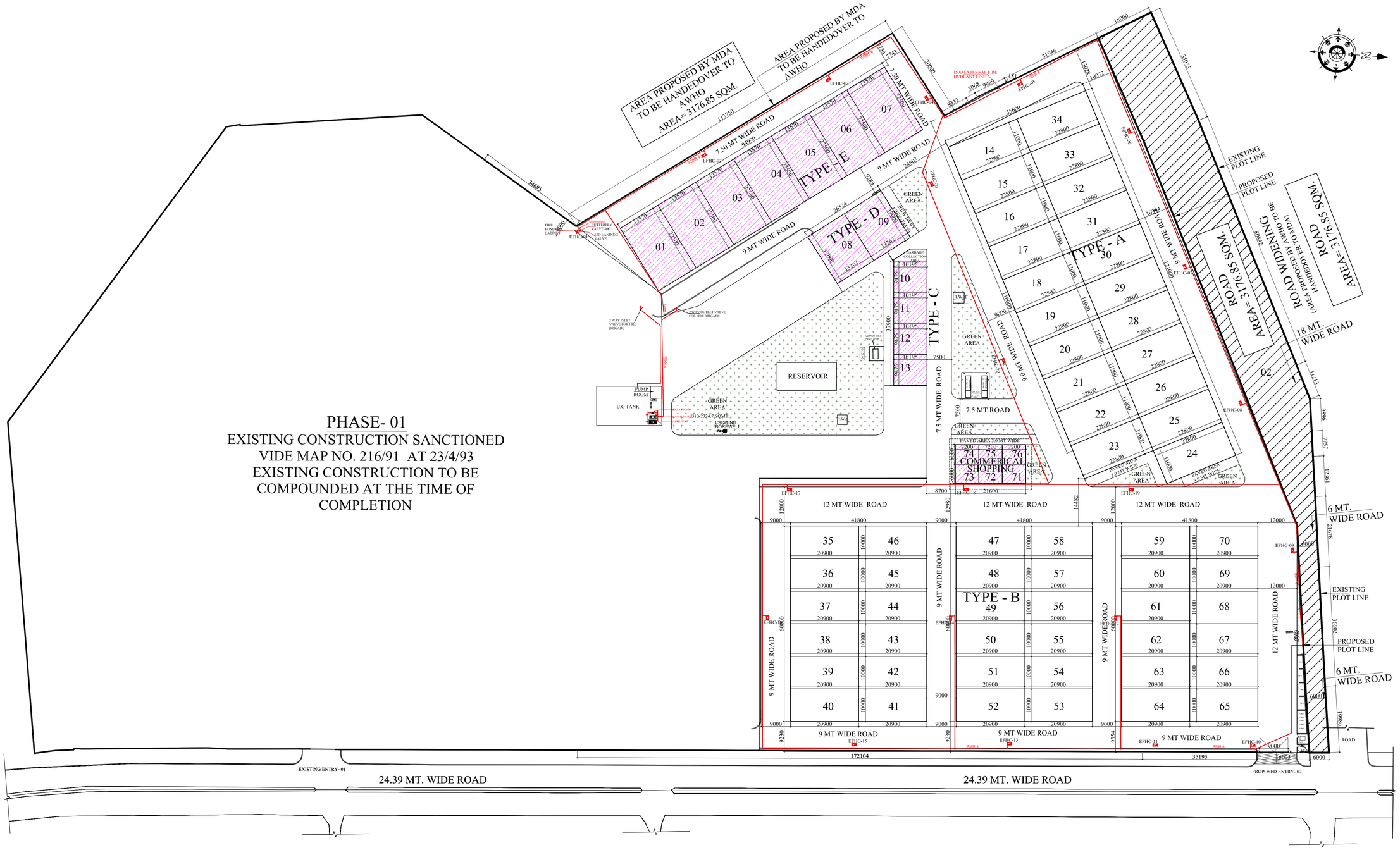

PHASE- 01
EXISTING CONSTRUCTION SANCTIONED VIDE MAP NO. 216/91 AT 23/4/93
EXISTING CONSTRUCTION TO BE COMPOUNDED AT THE TIME OF COMPLETION

GENERAL NOTES:

1. THIS DRAWING IS THE PROPERTY OF M/S. R T & ASSOCIATES. PVT. LTD. & SHALL NOT BE USED OR REPRODUCED IN ANY WAY WITHOUT PERMISSION IN WRITTEN.
2. ALL DIMENSIONS ARE IN MILLIMETERS AND LEVELS ARE IN METERS UNLESS MENTIONED OTHERWISE.
3. ALL DIMENSIONS ARE TO BE CHECKED AND CO-RELATED WITH THE RELEVANT ARCHITECTURAL, STRUCTURAL AND SERVICES DRAWINGS AND ANY AMBIGUITY, DISCREPANCY OR OMISSION SHALL BE BROUGHT IN TO NOTICE OF ARCHITECT.
4. DRAWINGS AND DIMENSIONS SHOWN IN THIS SHEET ARE SUPERCEDED BY DETAIL DRAWING OF THE CORRESPONDENCE.
5. ALL WALLS ARE OF BRICK OF 115 MM AND 230 MM THICK.

S.NO	SYMBOL	DESCRIPTION	QTY.
01		FIRE HYDRANT CABINET	21 NOS.
02		BUTTERFLY VALVE 80Ø	21 NOS.
03		63Ø HOSE REEL	21 NOS.
04		FIRE HOSE PIPE	42 NOS.
05		BRANCH PIPE	21 NOS.
06		150 Ø EXTERNAL HYDRANT PIPE	
07			

R	DESCIPTION	DATE

REVISIONS

PROJECT NAME

AWHO RAKSHAPURAM P.H-II

ADDRESS

PROPOSED LAYOUT PLAN FOR M.D.A YOJNA RAKSHAPURAM, MAWANA ROAD, MEERUT U.P.

CLIENT NAME

ARMY WELFARE HOUSING ORGANISATION, KASHMIR HOUSE, RAJAJI MARG, NEW DELHI- 110011

SIGNATURE:-

(Gaurjeev Singh)
Col
Project Director
AWHO Greater Noida

ARCHITECT & PMC

R T & Associates Pvt. Ltd.

ARCHITECTS, DESIGNERS & PROJECT MANAGEMENT

A-47 & 48, SECTOR - 67
NOIDA - 201301, UTTAR PRADESH
TEL: 0120 - 6495313, 2484201 / 21
FAX: 0120 - 6495313 E-MAIL: rtadesigns@gmail.com

SIGNATURE:-

SUBMISSION DRAWING

DRAWING TITLE :

EXTERNAL FIRE HYDRANT LAYOUT PLAN

Signature Not Verified
Digitally signed by Pardeep Sharma
Date: 2025.12.30 14:33:42 IST
Designation: Authorised

DRAWING NO. : AWHO/MEERUT/S.D./LAY/08

DATE :	NOV-2025	DRAWN	N.K.	08
SCALE :	1:500	CHECKED	R T	

Signature Not Verified
Digitally signed by DEEPAK KUMAR MITTAL
Date: 2026.01.12 15:16:11 IST
Organisation: Meerut Development Authority
Designation: Junior Engineer

RELEASED FOR: PRELIMINARY | TENDER | INFORMATION | APPROVAL | CONSTRUCTION

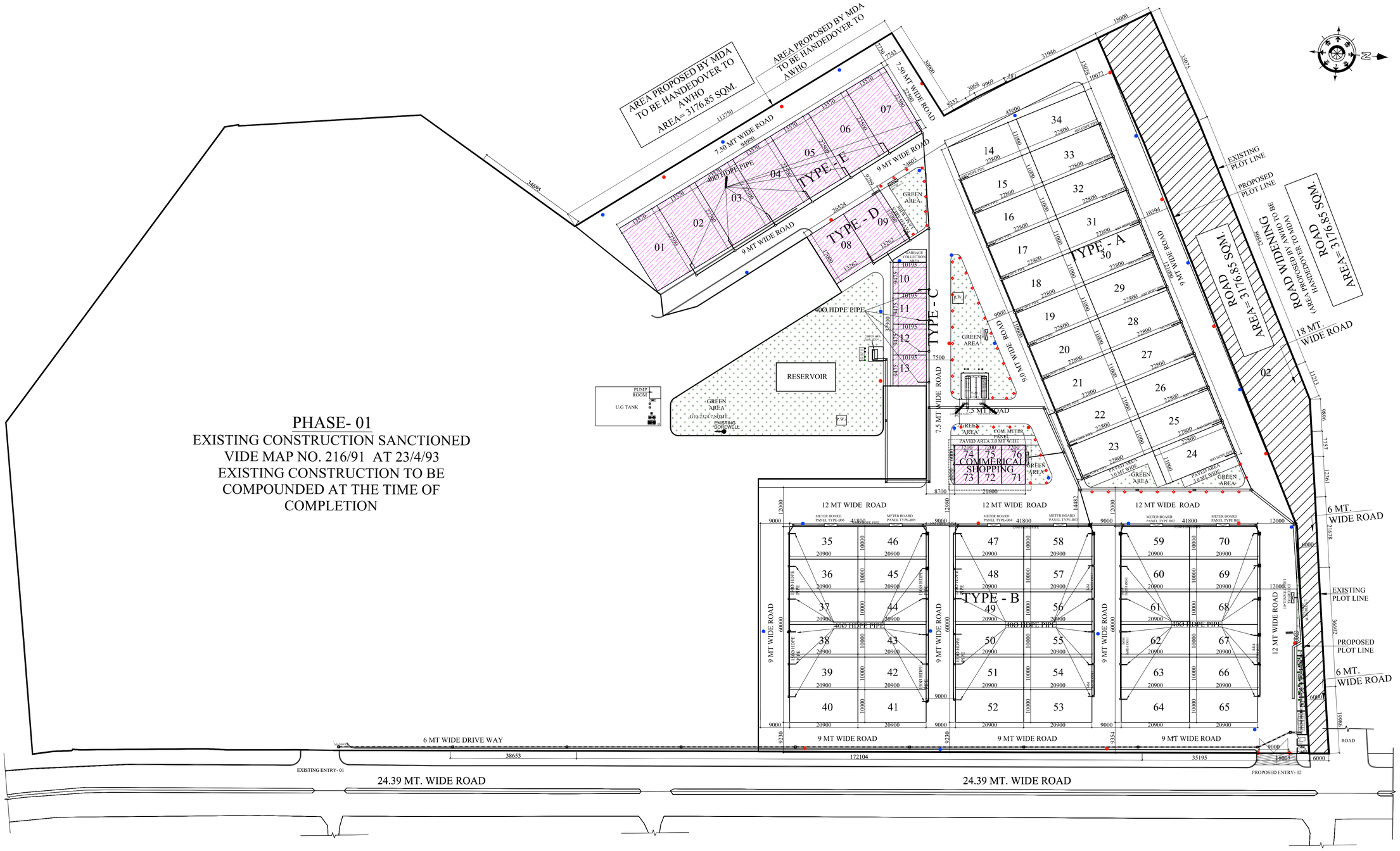

PHASE- 01
EXISTING CONSTRUCTION SANCTIONED VIDE MAP NO. 216/91 AT 23/4/93
EXISTING CONSTRUCTION TO BE COMPOUNDED AT THE TIME OF COMPLETION

GENERAL NOTES:

1. THIS DRAWING IS THE PROPERTY OF M/S. R T & ASSOCIATES. PVT. LTD. & SHALL NOT BE USED OR REPRODUCED IN ANY WAY WITHOUT PERMISSION IN WRITTEN.
2. ALL DIMENSIONS ARE IN MILLIMETERS AND LEVELS ARE IN METERS UNLESS MENTIONED OTHERWISE.
3. ALL DIMENSIONS ARE TO BE CHECKED AND CO-RELATED WITH THE RELEVANT ARCHITECTURAL, STRUCTURAL AND SERVICES DRAWINGS AND ANY AMBIGUITY, DISCREPANCY OR OMISSION SHALL BE BROUGHT IN TO NOTICE OF ARCHITECT.
4. DRAWINGS AND DIMENSIONS SHOWN IN THIS SHEET ARE SUPERCEDED BY DETAIL DRAWING OF THE CORRESPONDENCE.
5. ALL WALLS ARE OF BRICK OF 115 MM AND 230 MM THICK.

S.NO	SYMBOL	DESCRIPTION	QTY.
01		POLE LIGHT (NORMAL)	
02		EMERGENCY STREET LIGHT	
03	TR	TRANSFRMER	
04	VCB	VCB	
05		METER BOARD PANEL	
06	DG SET	DIESEL GENERATOR SET	
07		BOLARD LIGHT	
08		HT CABLE TRENCH	
09		LT CABLE TRENCH	

R	DESCIPTION	DATE

REVISIONS

PROJECT NAME

AWHO RAKSHAPURAM P.H-II

ADDRESS

PROPOSED LAYOUT PLAN FOR M.D.A YOJNA RAKSHAPURAM, MAWANA ROAD, MEERUT U.P.

CLIENT NAME

ARMY WELFARE HOUSING ORGANISATION, KASHMIR HOUSE, RAJAJI MARG, NEW DELHI- 110011

SIGNATURE:-

(Gaurav Singh)
Col
Project Director
AWHO Greater Noida

ARCHITECT & PMC

R T & Associates Pvt. Ltd.
ARCHITECTS, DESIGNERS & PROJECT MANAGEMENT
A-47 & 48, SECTOR - 67
NOIDA - 201301, UTTAR PRADESH
TEL: 0120 - 6495313, 2484020 / 21
FAX: 0120 - 6495313 E-MAIL: rtadesigns@gmail.com

SIGNATURE:-

Pradeep Sharma
CA/2021/127201
Architect

SUBMISSION DRAWING

DRAWING TITLE :

EXTERNAL ELECTRICAL LAYOUT PLAN

Signature Not Verified
Digitally signed by Pradeep Sharma
Date: 2025.10.01 11:32:47
Designation : Architect

DRAWING NO. : AWHO/MEERUT/S.D./LAY/09

DATE :	SEP-10-2025	DRAWN	N.K.
SCALE :		CHECKED	R T

Signature Not Verified
Digitally signed by ANUJ KUMAR MEENA
Date: 2025.10.01 12:14:
Organisation: Meerut Development Authority
Designation : Chairman

09

RELEASED FOR: PRELIMINARY | TENDER | INTERMEDIATE | APPROVAL | CONSTRUCTION