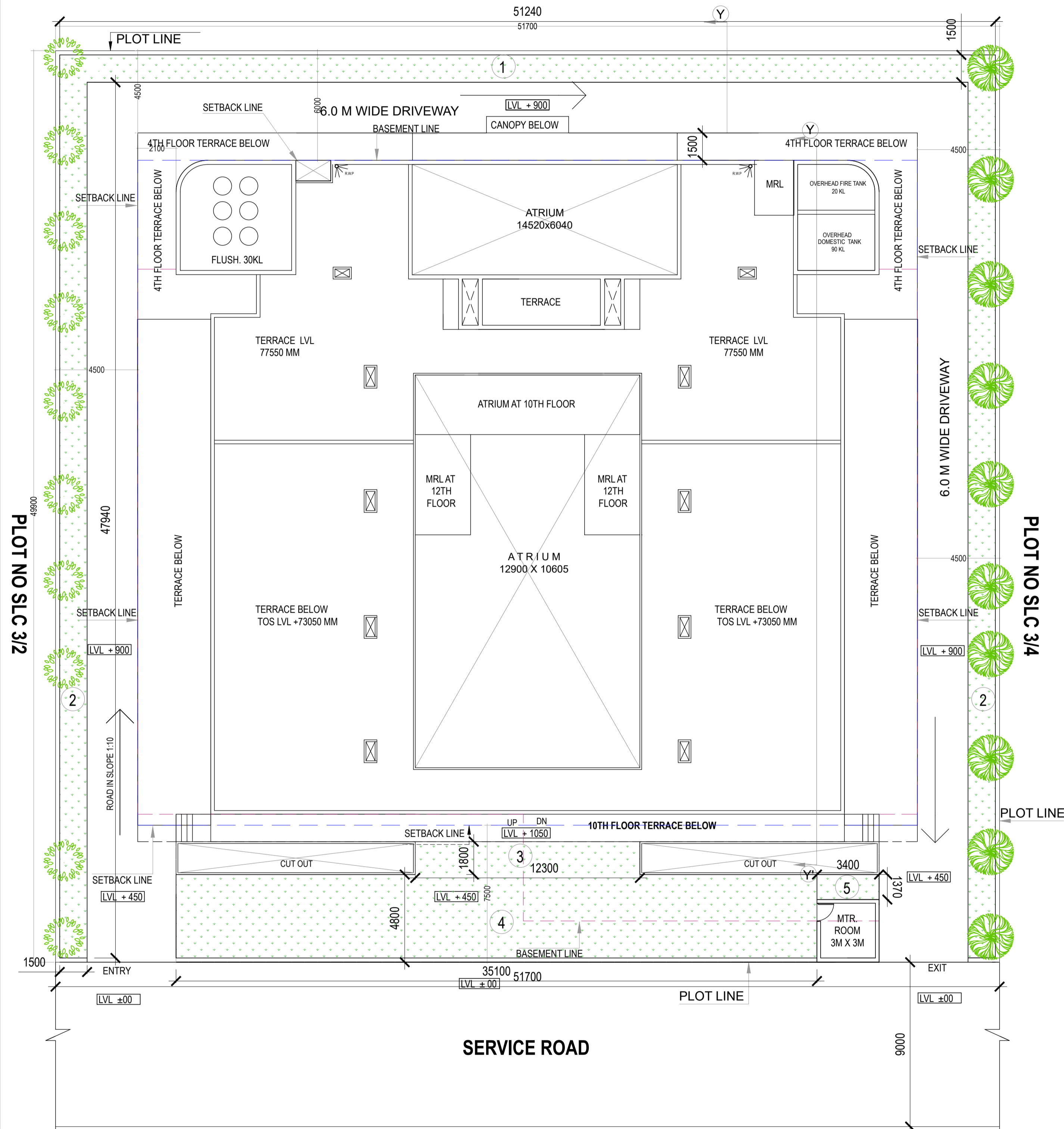


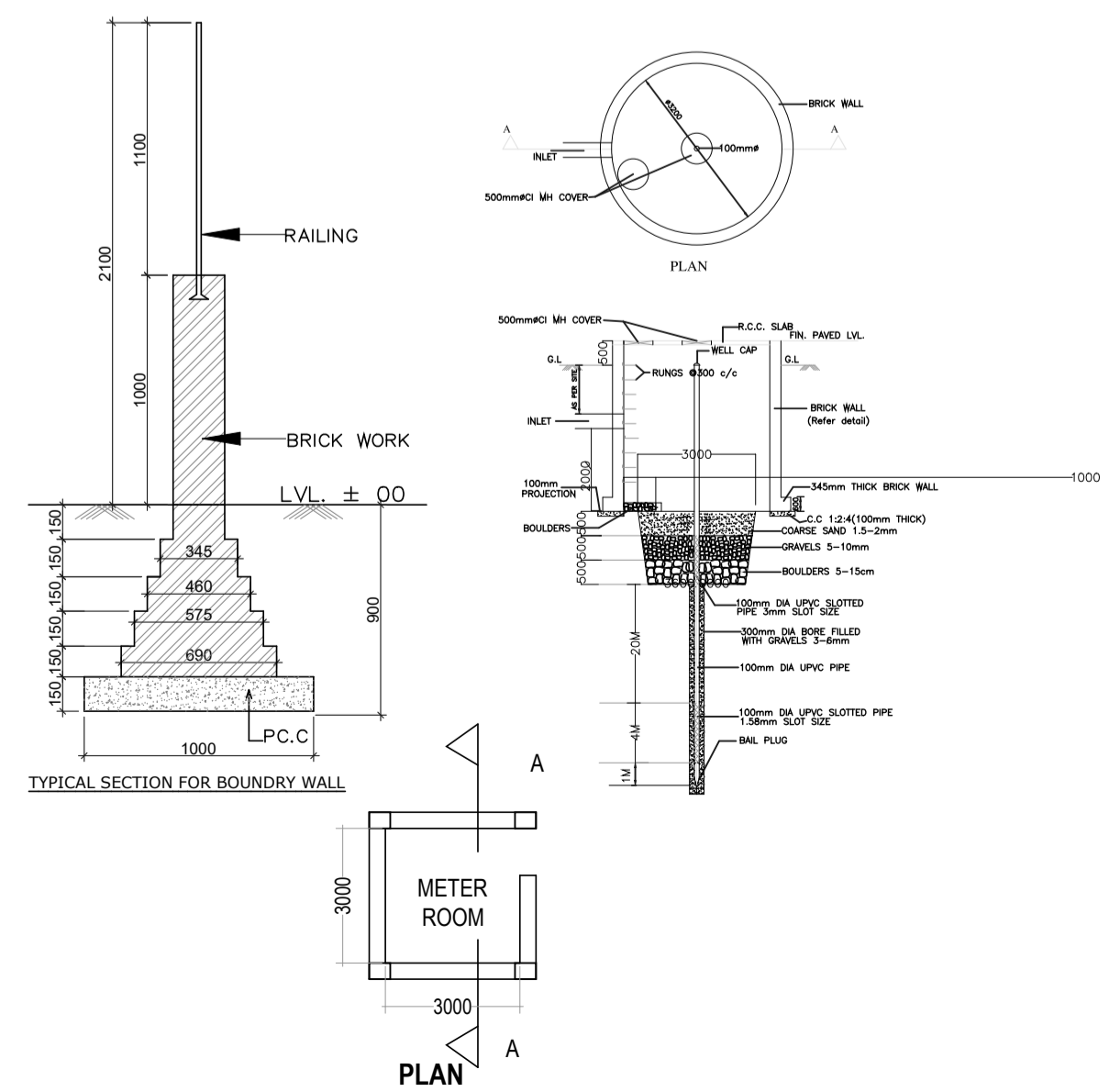
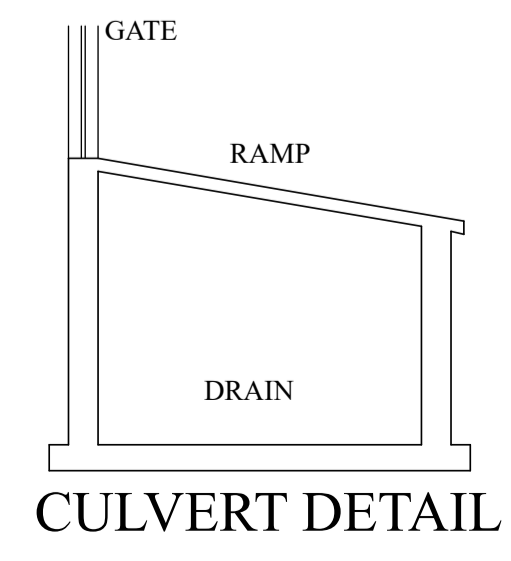
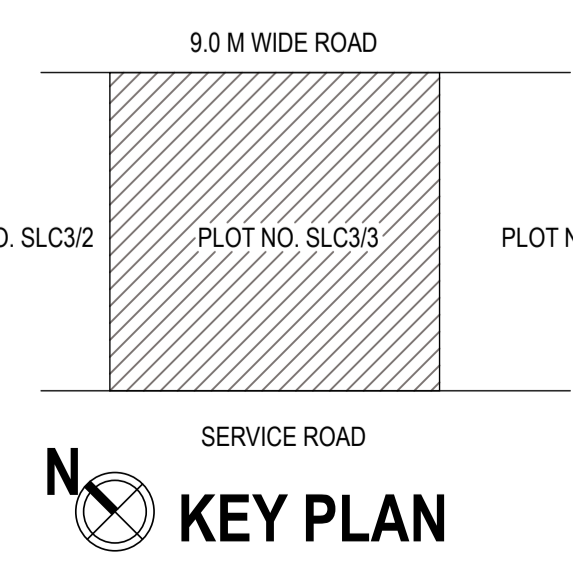
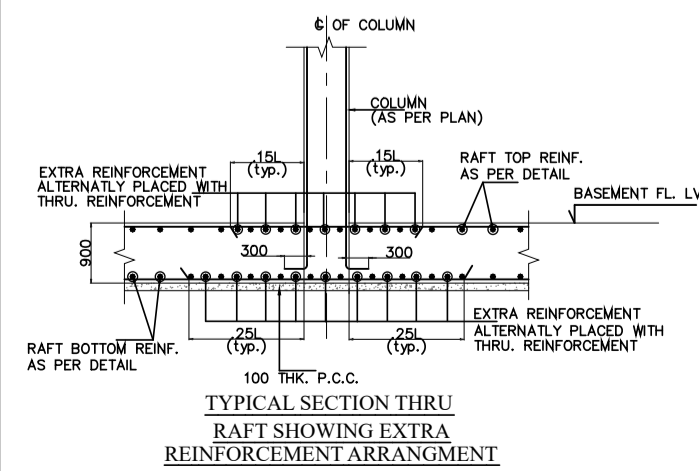
GREEN AREA DETAIL						
S.NO	DESCRIPTION		AREA IN	No.s	AREA IN	
			SQM.		SQM.	
G1	51.240	X	1.500	X	1	76.860
G2	47.940	X	1.500	X	2	143.820
G3	12.300	X	1.800	X	1	22.140
G4	35.100	X	4.800	X	1	168.480
G5	3.400	X	1.370	X	1	4.658
TOTAL GREEN AREA					411.300	

9.0 M WIDE ROAD



PLOT NO SLC 3/2

PLOT NO SLC 3/4



PROPOSED COMMERCIAL COMPLEX FOR M/s VDMinfra Projects LLP.	
ON PLOT NO SLC-3/3, SECTOR ALPHA II COMMERCIAL BELT, GREATER NOIDA, U.P.	
SCHEDULE OF AREAS	
PLOT AREA (A)	2580 SQM
PERMISSIBLE FAR @4.00	10320 SQM
PERMISSIBLE 15% FAR	1548 SQM
PERMISSIBLE GROUND COVERAGE @40%	1032 SQM
PROPOSED GROUND COVERAGE (B)	1029.605 SQM
	39.907 %
FLOOR WISE FAR AREA DETAIL	
PROPOSED FAR LOWER GROUND FLOOR	817.137 SQM
PROPOSED FAR ON GROUND FLOOR	997.200 SQM
PROPOSED FAR ON 1ST FLOOR	877.647 SQM
PROPOSED FAR ON 2ND FLOOR	877.647 SQM
PROPOSED FAR ON 3RD FLOOR	877.647 SQM
PROPOSED FAR ON 4TH FLOOR	900.329 SQM
PROPOSED FAR ON 5TH FLOOR	900.329 SQM
PROPOSED FAR ON 12TH FLOOR	626.088 SQM
PROPOSED FAR ON 14TH FLOOR	629.124 SQM
PROPOSED FAR ON 15TH FLOOR	629.124 SQM
PROPOSED FAR ON 16TH FLOOR	634.592 SQM
PROPOSED FAR ON 17TH FLOOR	629.124 SQM
PROPOSED FAR ON 18TH FLOOR	629.124 SQM
PROPOSED FAR ON 20TH FLOOR	241.132 SQM
METRE ROOM	9.000
TOTAL PROPOSED FAR (C)	10275.245 SQM
FLOOR WISE NON FAR AREA DETAIL	
NON FAR AREA ON BASEMENT FLOOR	1136.949
NON FAR AREA LOWER GROUND FLOOR	239.511
NON FAR AREA 6TH FLOOR	1065.309
NON FAR AREA 7TH FLOOR	1065.309
NON FAR AREA 8TH FLOOR	1065.309
NON FAR AREA 9TH FLOOR	1065.309
NON FAR AREA 10TH FLOOR	1065.309
NON FAR AREA 11TH FLOOR	977.130
NON FAR AREA 19TH FLOOR	869.758
TOTAL NON FAR AREA (D)	8569.891 SQM
FLOOR WISE 15% FAR AREA DETAIL	
PROPOSED 15% AREA ON BASEMENT	485.724 SQM
PROPOSED 15% AREA ON LOWER GROUND	77.872 SQM
PROPOSED 15% FAR ON GROUND FLOOR	49.656 SQM
PROPOSED 15% FAR ON FIRST FLOOR	77.979 SQM
PROPOSED 15% FAR ON SECOND FLOOR	77.979 SQM
PROPOSED 15% FAR ON THIRD FLOOR	77.979 SQM
PROPOSED 15% FAR ON FOURTH FLOOR	77.979 SQM
PROPOSED 15% FAR ON FIFTH FLOOR	77.979 SQM
PROPOSED 15% FAR ON 12TH FLOOR	65.835 SQM
PROPOSED 15% FAR ON 14TH FLOOR	65.835 SQM
PROPOSED 15% FAR ON 15TH FLOOR	65.835 SQM
PROPOSED 15% FAR ON 16TH FLOOR	65.835 SQM
PROPOSED 15% FAR ON 17TH FLOOR	65.835 SQM
PROPOSED 15% FAR ON 18TH FLOOR	65.835 SQM
PROPOSED 15% FAR ON 20TH FLOOR	65.835 SQM
PROPOSED 15% AREA AT TERRACE	34.895 SQM
PROPOSED 15% AREA OHT	24.941 SQM
TOTAL PROPOSED 15% FAR (E)	1523.827 SQM
TOTAL BUILT UP AREA	20368.963 SQM
A TOTAL FAR AREA	10275.245
B TOTAL NON FAR AREA	8569.891
C TOTAL FACILITY AREA	1523.827
TOTAL A+B+C	20368.963

TOTAL NO OF ROOMS (FOR PARKING CAL.)		
S.NO	FLOORS	ROOMS
1	12TH FLOOR	= 18
2	14TH FLOOR	= 18
3	15TH FLOOR	= 18
4	16TH FLOOR	= 18
5	17TH FLOOR	= 18
6	18TH FLOOR	= 18
7	20TH FLOOR	= 4
TOTAL ROOMS		112

PARKING CALCULATION	
PARKING REQUIRED FOR COMMERCIAL @1 ECS/50 SQM OF COMM FAR	125 ECS
i.e 6256.93/50	
PARKING REQUIRED FOR GUEST ROOMS @1 ECS/2 ROOMS	56 ECS
i.e 112/2	
TOTAL PARKING REQUIRED	181 ECS

SECHDULE OF PROPOSED PARKING	
6TH FLOOR PARKING AREA = 838.650	
PARKING ON 5TH FLOOR @1 ECS FOR 30 SQM	27 ECS
7TH FLOOR PARKING AREA = 838.650	
PARKING ON 6TH FLOOR @1 ECS FOR 30 SQM	27 ECS
8th FLOOR PARKING AREA = 838.650	
PARKING ON 6TH FLOOR @1 ECS FOR 30 SQM	27 ECS
9th FLOOR PARKING AREA = 838.650	
PARKING ON 6TH FLOOR @1 ECS FOR 30 SQM	27 ECS
10th FLOOR PARKING AREA = 838.650	
PARKING ON 6TH FLOOR @1 ECS FOR 30 SQM	27 ECS
BASEMENT PARKING AREA = 872.390	
PARKING ON LOWER BASEMENT @1 ECS FOR 18 SQM	48 ECS
TOTAL PROPOSED PARKING	183.00 ECS

GREEN AREA DETAIL	
REQUIRED GREEN = 25% OF OPEN AREA	387.60
PROPOSED GREEN	411.3
PROPOSED LANDSCAPED AREA =	411.3 SQM
REQUIREMENT OF TREES	
1 TREE REQUIRED PER 100 SQM OF OPEN AREA	15.50 NOS
SAY=	16 NOS
PROPOSED NOS OF TREES	20 TREES
NUMBER OF EVERGREEN TREE =	10 NOS
NUMBER OF ORNAMENTED TREE =	10 NOS

NOTE: 13TH FLOOR DELIBERATELY NOT PROVIDED

S.NO	DESCRIPTION	FAR AREA SQM	COMMERCIAL FAR SQM	HOTEL RM FAR SQM
1	BASEMENT			
2	LOWER GROUND FLOOR	817.137	817.137	
3	GROUND FLOOR	997.200	997.200	
4	1ST FLOOR	877.647	877.647	
5	2ND FLOOR	877.647	877.647	
6	3RD FLOOR	877.647	877.647	
7	4TH FLOOR	900.329	900.329	
8	5th FLOOR	900.329	900.329	
9	6TH FLOOR			
10	7TH FLOOR			
11	8TH FLOOR			
12	9th FLOOR			
13	10TH FLOOR			
14	11TH FLOOR			
15	12TH FLOOR	626.088	626.088	
16	14TH FLOOR	629.124	629.124	
17	15TH FLOOR	629.124	629.124	
18	16TH FLOOR	634.592	634.592	
19	17TH FLOOR	629.124	629.124	
20	18TH FLOOR	629.124	629.124	
21	19TH FLOOR			
22	20TH FLOOR	241.132	241.132	
23	TERRACE FLOOR			
24	OHT			
25	METRE ROOM	9	9	
TOTAL		10275.245	6256.938	4018.307

SUBMISSION DRAWING

PROJECT :
PROPOSED COMMERCIAL COMPLEX ON PLOT No. SLC- 3/3 SECTOR ALPHA II COMMERCIAL BELT, GREATER NOIDA, U. P.

CLIENT : VDM

SHEET TITLE :
SITE PLAN

DATE : 04-02-26 DRG. NO : SD-01

SCALE : 1:150 NORTH:

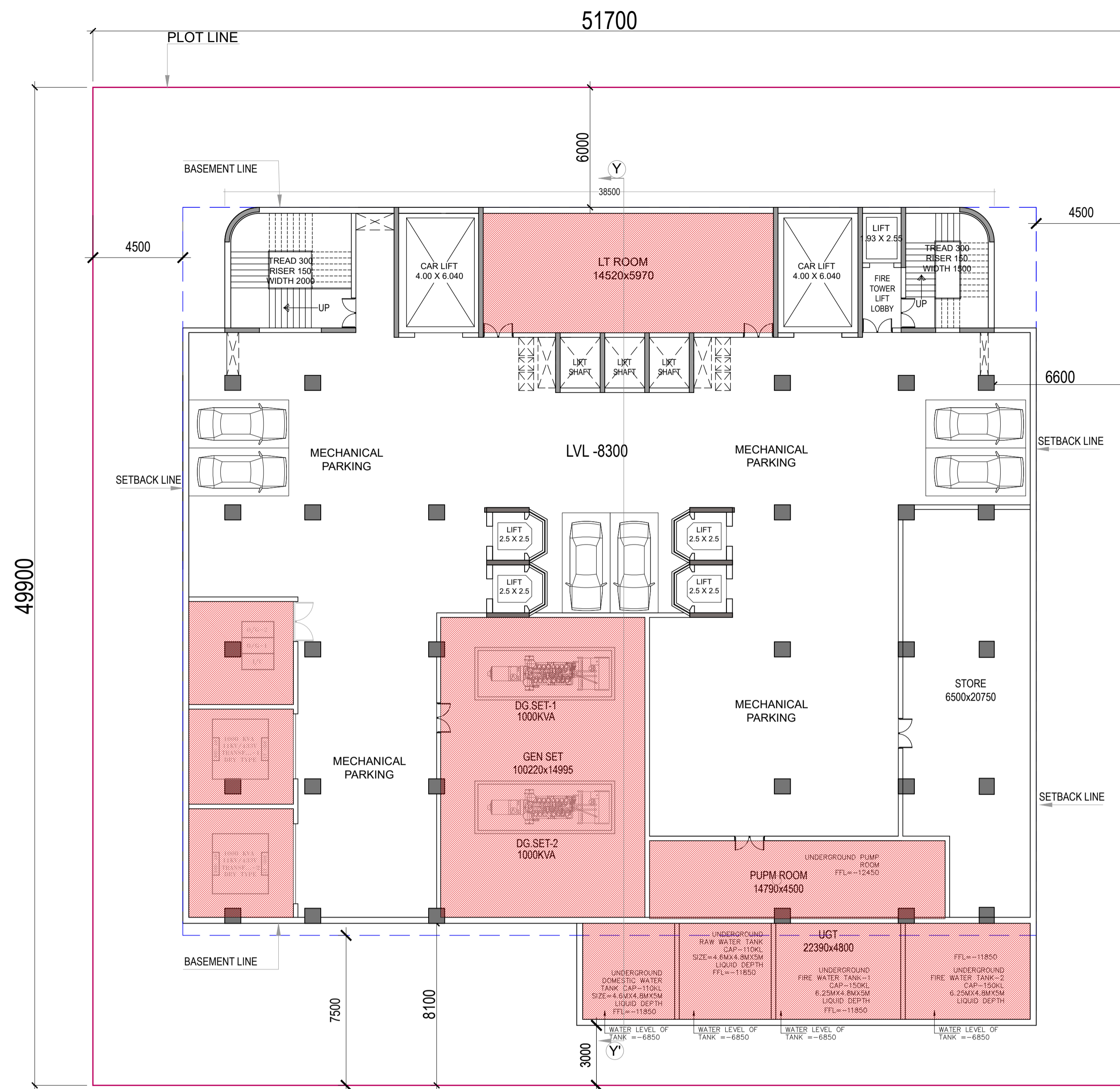
OWNER'S SIGN: **SANJEEV KUMAR** ARCHITECT'S SIGN: **CHANDE R MOHAN**

ARCHITECTS:
SPACE DESIGN GROUP
 W-139, F.F GREATER KAILASH-I, NEW DELHI -48
 PH: 011-29240732, 41631265

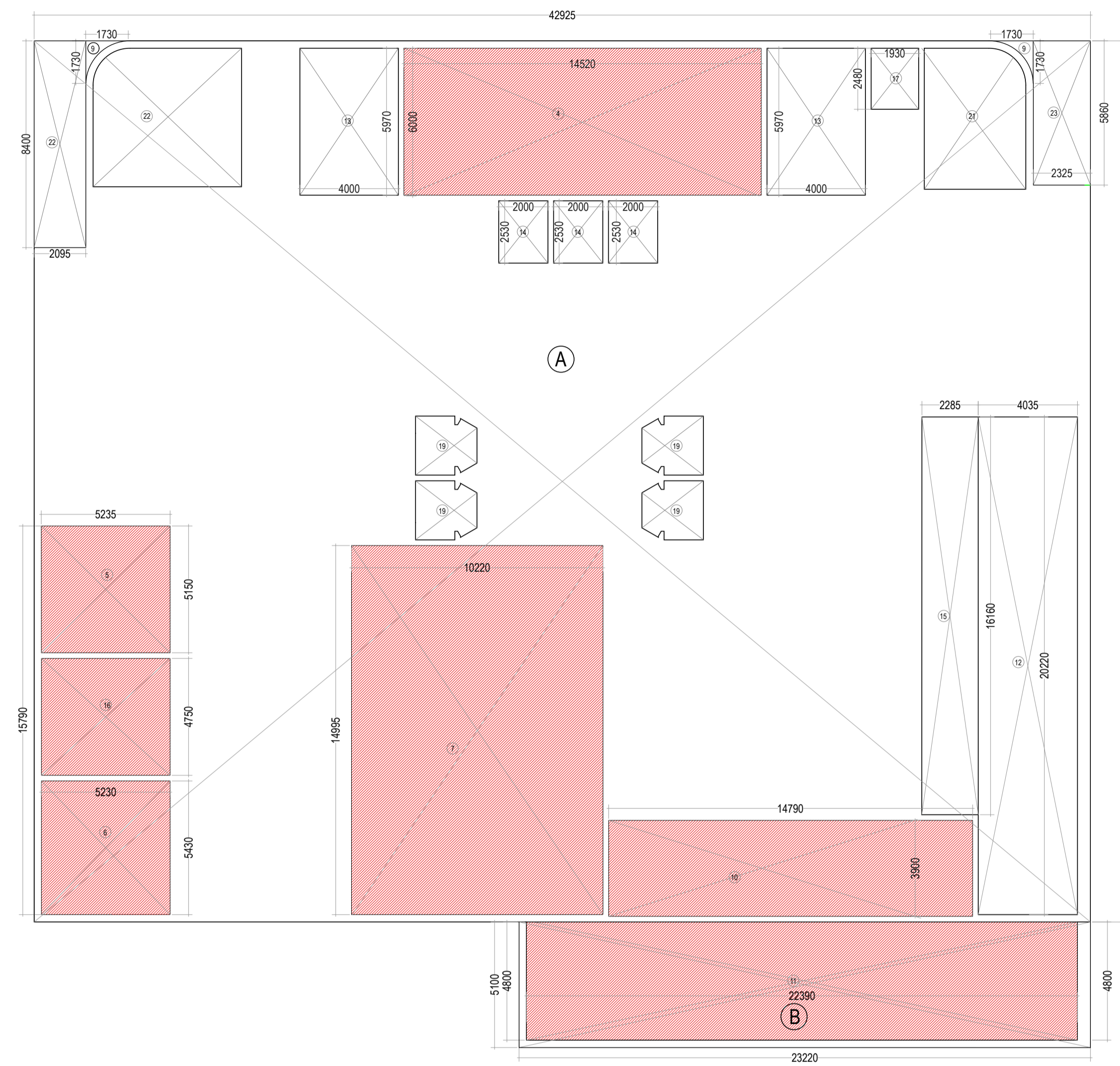
Amit Varma
 Digitally signed by Amit Varma
 Date: 2026.02.17 12:28:22 +05'30'

Sanjeev Kumar
 Digitally signed by SANJEEV KUMAR
 Date: 2026.02.16 20:07:36 +05'30'

ChanDe R Mohan
 Digitally signed by CHANDE R MOHAN
 Date: 2026.02.17 10:40:30 +05'30'



BASEMENT FLOOR PLAN



BASEMENT FLOOR AREA ENEVELOPE

BASEMENT FLOOR PARKING AREA DETAIL					
S.NO	DESCRIPTION		AREA IN SQM.	No.s	AREA IN SQM.
A	42.925	X	35.800	1536.715	1 1536.715
B	23.220	X	5.100	118.422	1 118.422
COVERED AREA -A1					1655.137
DEDUCTION					
22	2.090	X	8.400	17.556	1 17.556
23	2.325	X	5.660	13.625	1 13.625
9	AREA AS PER PLINE				1.284
DEDUCTION AREA -A2					32.465
C TOTAL COVERED AREA (A1-A2)					1622.673
DEDUCTION					
4	14.520	X	6.000	87.120	1 87.120
5	5.235	X	5.150	26.960	1 26.960
7	10.100	X	14.995	151.450	1 151.450
10	14.790	X	3.900	57.681	1 57.681
11	22.390	X	4.800	107.472	1 107.472
12	4.035	X	20.220	81.588	1 81.588
13	4.000	X	5.970	23.880	2 47.760
14	2.000	X	2.530	5.060	3 15.180
15	2.285	X	16.160	36.926	1 36.926
16	5.230	X	4.750	24.843	1 24.843
17	1.930	X	2.480	4.786	1 4.786
19	AREA AS PER PLINE				21.868
21	AREA AS PER PLINE				23.328
22	AREA AS PER PLINE				34.895
6	5.230	X	5.430	28.399	1 28.399
D TOTAL DEDUCTION					750.255
E PARKING AREA (C-D)					872.418
TOTAL NO OF CARS = 872.418/18					48.468

BASEMENT FLOOR 15% FACILITY AREA DETAIL					
S.NO.	DESCRIPTION		AREA IN SQM.	No.s	AREA IN SQM.
4	14.520	X	6.000	87.120	1 87.120
5	5.235	X	5.150	26.960	1 26.960
6	5.230	X	5.430	28.399	1 28.399
7	10.220	X	14.995	153.249	1 153.249
10	14.790	X	3.900	57.681	1 57.681
11	22.390	X	4.800	107.472	1 107.472
16	5.230	X	4.750	24.843	1 24.843
TOTAL 15% FACILITY AREA					485.724

Amit Varma Digitally signed by Amit Varma
Date: 2026.02.17 12:28:49 +05'30'

SUBMISSION DRAWING
PROJECT : PROPOSED COMMERCIAL COMPLEX ON PLOT No. SLC- 3/3 SECTOR ALPHA II COMMERCIAL BELT, GREATER NOIDA, U. P.
CLIENT : VDM

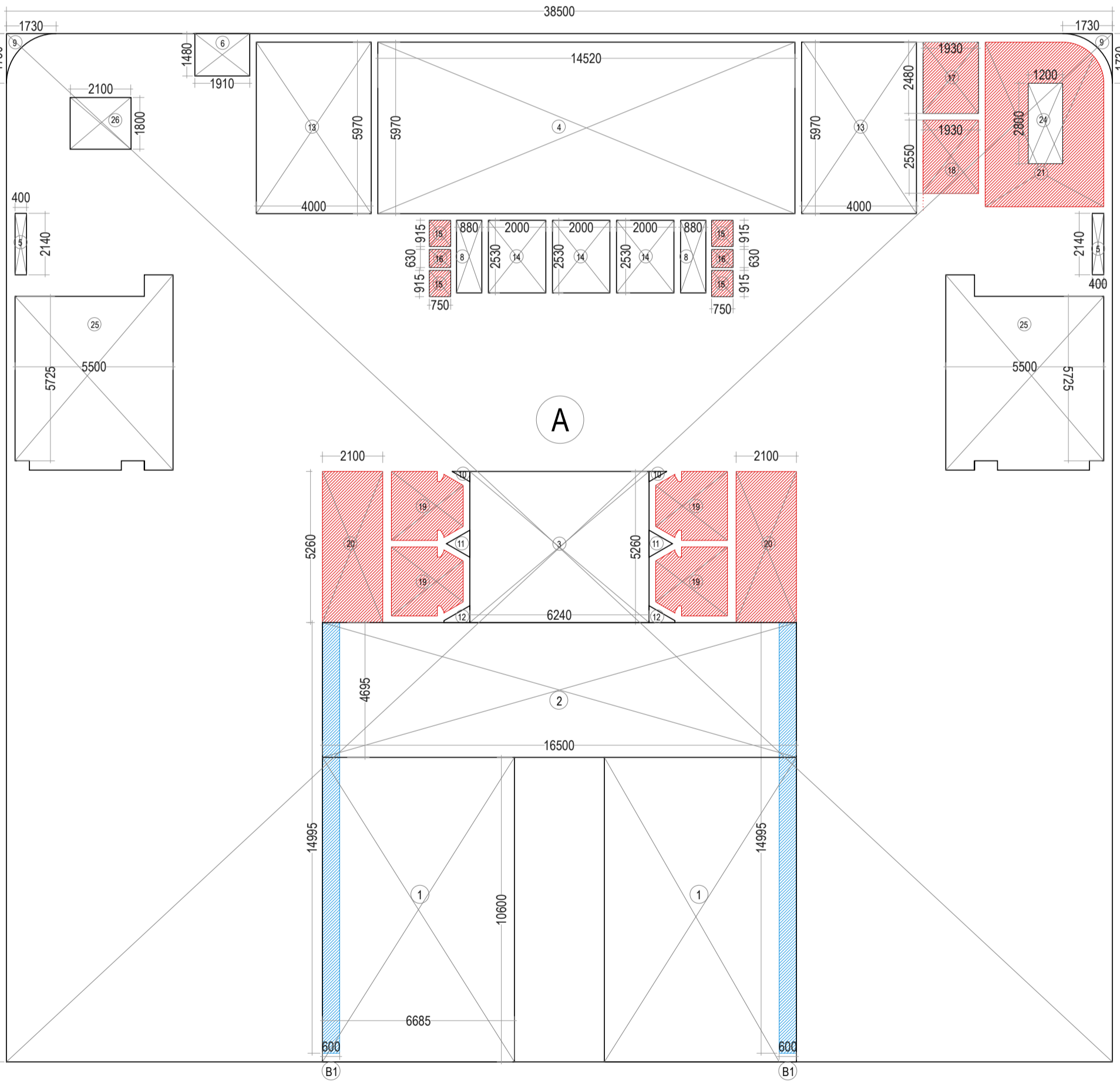
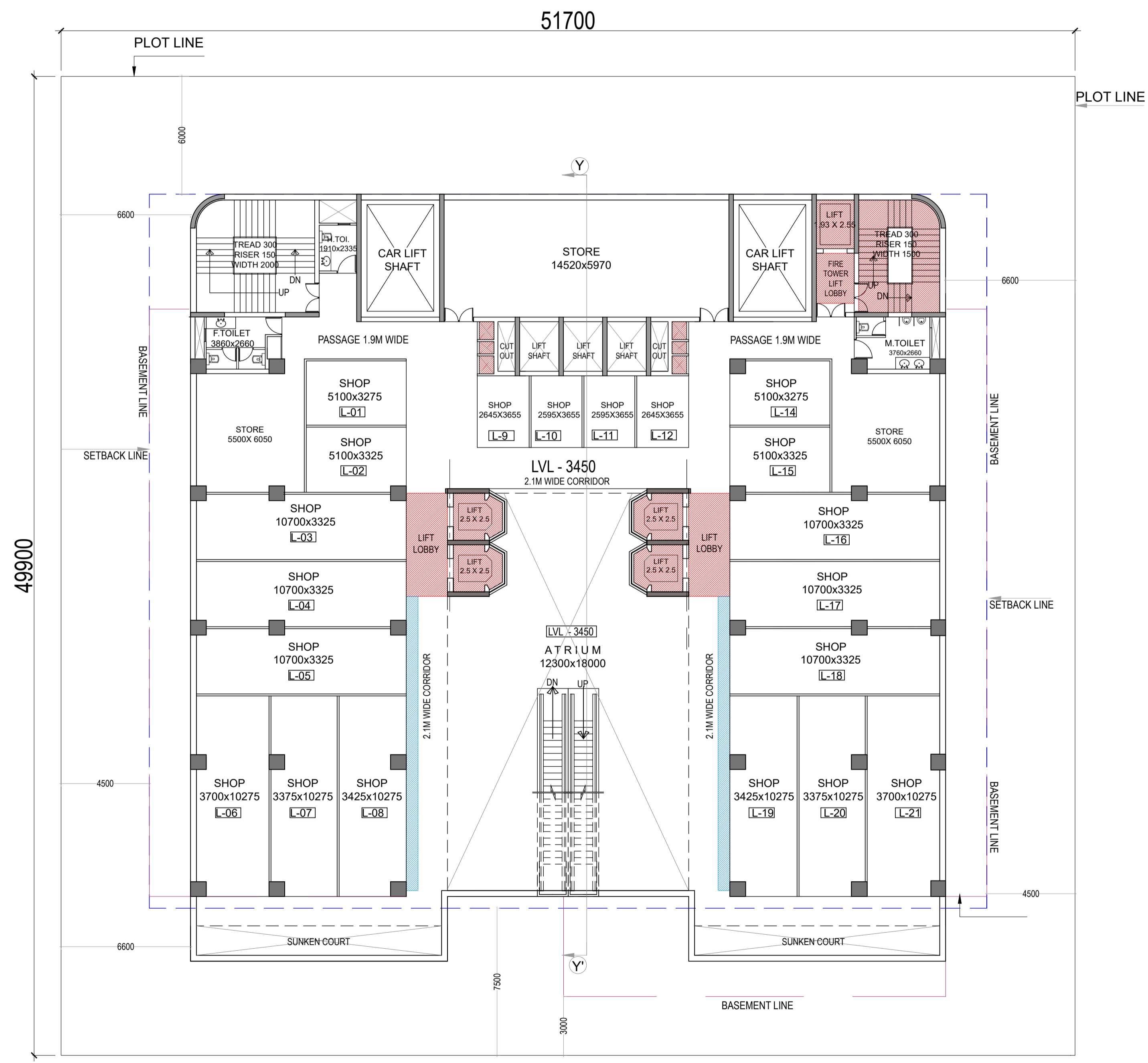
SHEET TITLE : **BASEMENT FLOOR PLAN**

DATE : 04-02-26 DRG.NO : SD-02
SCALE : 1:150 NORTH:

OWNER'S SIGN ARCHITECT'S SIGN
SANJEEV KUMAR Digitally signed by SANJEEV KUMAR Date: 2026.02.16 20:11:25 +05'30' **CHANDER MOHAN** Digitally signed by CHANDER MOHAN Date: 2026.02.17 10:41:46 +05'30'

ARCHITECTS : **SPACE DESIGN GROUP**
W-139, F.F GREATER KAILASH-I, NEW DELHI -48
PH: 011-29240732, 41631265

Amit Varma
 Digitally signed by Amit Varma
 Date: 2026.02.17 12:29:12 +05'30'



LOWER GROUND FLOOR AREA ENEVELOPE

LOWER GROUND FLOOR FAR AREA DETAIL					
S.NO.	DESCRIPTION	AREA IN SQM.	No.s	AREA IN SQM.	
A	38.500 X 35.800	1378.300	X 1	1378.300	
DEDUCTION					
1	6.685 X 10.600	70.861	X 2	141.722	
2	16.500 X 4.695	77.468	X 1	77.468	
3	6.240 X 5.280	32.822	X 1	32.822	
4	14.520 X 5.970	86.684	X 1	86.684	
5	0.400 X 2.140	0.856	X 2	1.712	
6	1.910 X 1.480	2.827	X 1	2.827	
8	0.880 X 2.530	2.226	X 2	4.453	
9	AREA AS PER PLINE	0.642	X 2	1.284	
10	AREA AS PER PLINE	0.100	X 2	0.200	
11	AREA AS PER PLINE	0.380	X 2	0.760	
12	AREA AS PER PLINE	0.290	X 2	0.580	
13	4.000 X 5.970	23.880	X 2	47.760	
14	2.000 X 2.530	5.060	X 3	15.180	
15	0.750 X 0.915	0.686	X 4	2.745	
16	0.750 X 0.630	0.473	X 2	0.945	
17	1.930 X 2.480	4.786	X 1	4.786	
18	1.930 X 2.550	4.922	X 1	4.922	
19	AREA AS PER PLINE	5.467	X 4	21.868	
20	2.100 X 5.280	11.046	X 2	22.092	
21	AREA AS PER PLINE	23.874	X 1	23.874	
26	2.100 X 1.800	3.780	X 1	3.780	
25	AREA AS PER PLINE	33.599	X 2	67.198	
B	TOTAL DEDUCTION			565.662	
C	FAR AREA AT LOWER GROUND FLOOR (A-B)			812.638	
ADDITIONAL BALCONY AREA BEYOND 1.5 MTR.					
B1	0.600 X 14.995	8.997	X 2	17.994	
	TOTAL BALCONY AREA			17.994	
D	ADDITIONAL BALCONY AREA TAKEN IN FAR @25%			4.499	
	NET FAR AREA AT LOWER GROUND FLOOR (C+D)			817.137	

LOWER GROUND FLOOR 15% FACILITY AREA DETAIL					
DESCRIPTION	AREA IN SQM.	No.s	AREA IN SQM.		
15	0.750 X 0.915	0.686	X 4	2.745	
16	0.750 X 0.630	0.473	X 2	0.945	
17	1.930 X 2.480	4.786	X 1	4.786	
18	1.930 X 2.550	4.922	X 1	4.922	
19	AREA AS PER PLINE	5.467	X 4	21.868	
20	2.100 X 5.280	11.046	X 2	22.092	
21	AREA AS PER PLINE	23.874	X 1	23.874	
24	1.200 X 2.800	3.360	X -1	-3.360	
	TOTAL 15% FACILITY AREA			77.872	

SUBMISSION DRAWING
 PROJECT :
 PROPOSED COMMERCIAL COMPLEX
 ON PLOT No. SLC- 3/3 SECTOR ALPHA II
 COMMERCIAL BELT,
 GREATER NOIDA, U. P.
 CLIENT : VDM

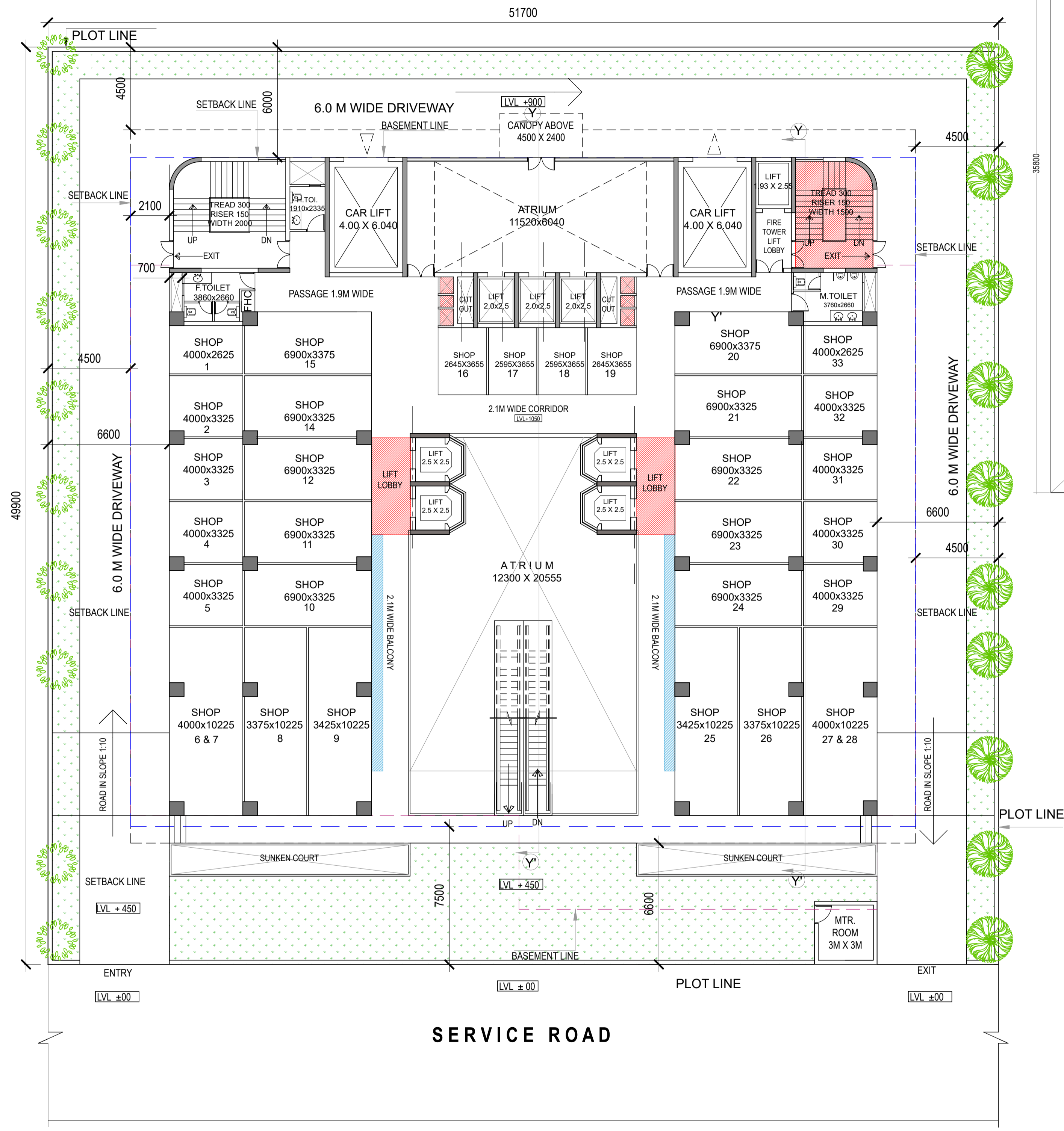
SHEET TITLE :
LOWER GROUND FLOOR

DATE : 04-02-26 DRG.NO : SD-03

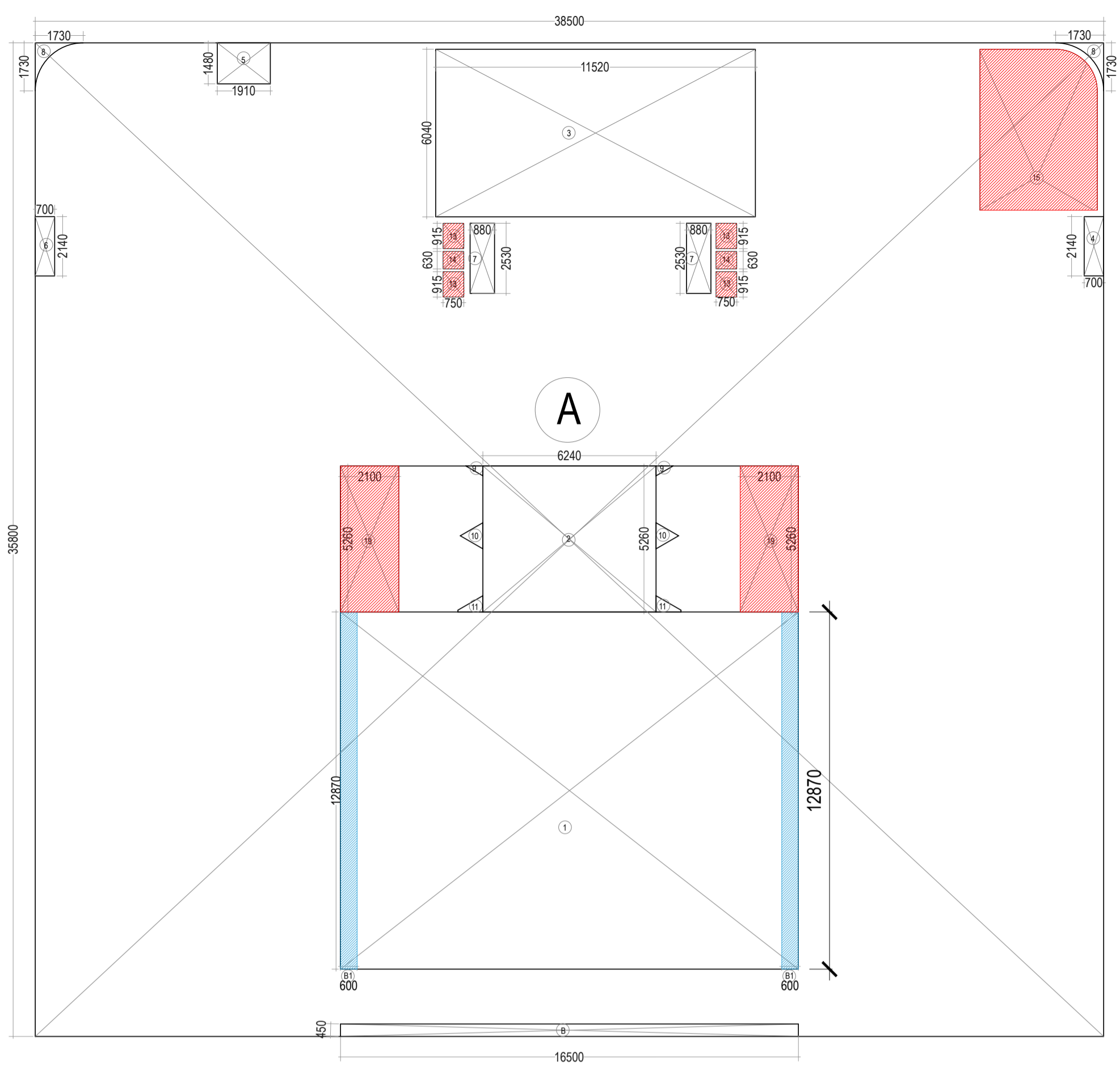
SCALE : 1:150 NORTH:

OWNER'S SIGN ARCHITECT'S SIGN

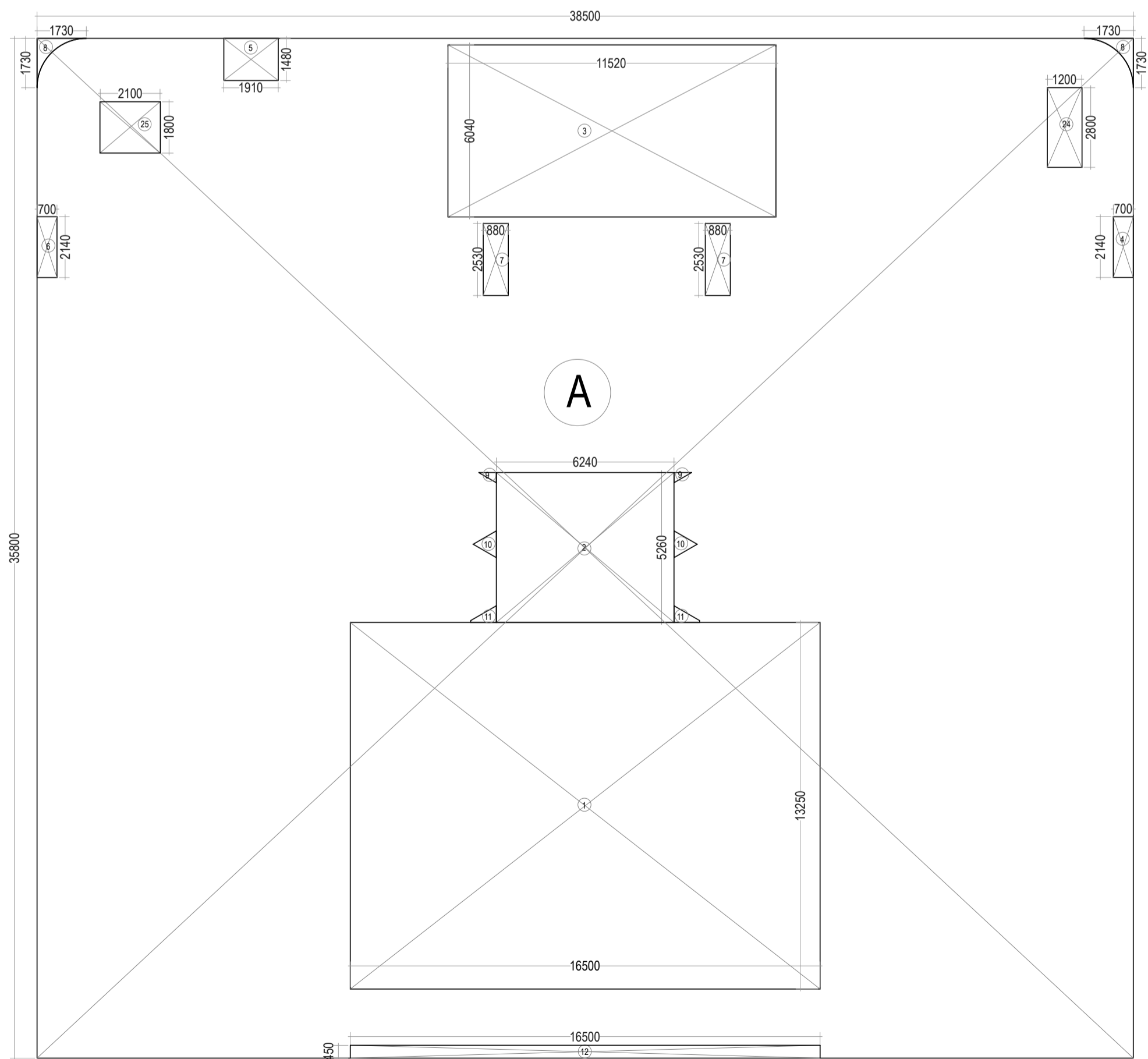
ARCHITECTS:
SPACE DESIGN GROUP
 W-139, F.F GREATER KAILASH-I, NEW DELHI -48
 PH: 011-29240732, 41631265



GROUND FLOOR PLAN



GROUND FLOOR AREA ENEVELOPE



GROUND FLOOR COVERAGE

GROUND FLOOR FAR AREA DETAIL					
S.NO.	DESCRIPTION	AREA IN SQM.	AREA IN SQM.	No.s'	AREA IN SQM.
A		38.5	35.8	1	1378.300
DEDUCTION					
B		16.500	0.450	1	7.425
1		16.500	12.870	1	212.355
2		6.240	5.260	1	32.822
3		11.520	6.040	1	69.581
4		0.700	2.140	1	1.498
5		1.910	1.480	1	2.827
6		0.700	2.140	1	1.498
7		0.880	2.530	2	4.453
8	AREA AS PER PLINE		0.642	2	1.284
9	AREA AS PER PLINE		0.109	2	0.218
10	AREA AS PER PLINE		0.382	2	0.764
11	AREA AS PER PLINE		0.290	2	0.580
13		0.750	0.915	4	2.745
14		0.750	0.630	2	0.945
15	AREA AS PER PLINE		23.874	1	23.874
19		2.100	5.260	2	22.092
B	TOTAL DEDUCTION				384.961
C	FAR AREA (A-B)				993.339
ADDITIONAL BALCONY AREA BEYOND 1.5 MTR.					
B1		0.600	12.870	2	15.444
	TOTAL BALCONY AREA				15.444
D	ADDITIONAL BALCONY AREA TAKEN IN FAR @25%				3.861
	NET FAR AREA AT GROUND FLOOR (C+D)				997.200

GROUND FLOOR 15% FACILITY AREA DETAIL					
S.NO.	DESCRIPTION	AREA IN SQM.	AREA IN SQM.	No.s'	AREA IN SQM.
13		0.750	0.915	4	2.745
14		0.750	0.630	2	0.945
15	AREA AS PER PLINE		23.874	1	23.874
19		2.100	5.260	2	22.092
	TOTAL 15% FACILITY AREA				49.656

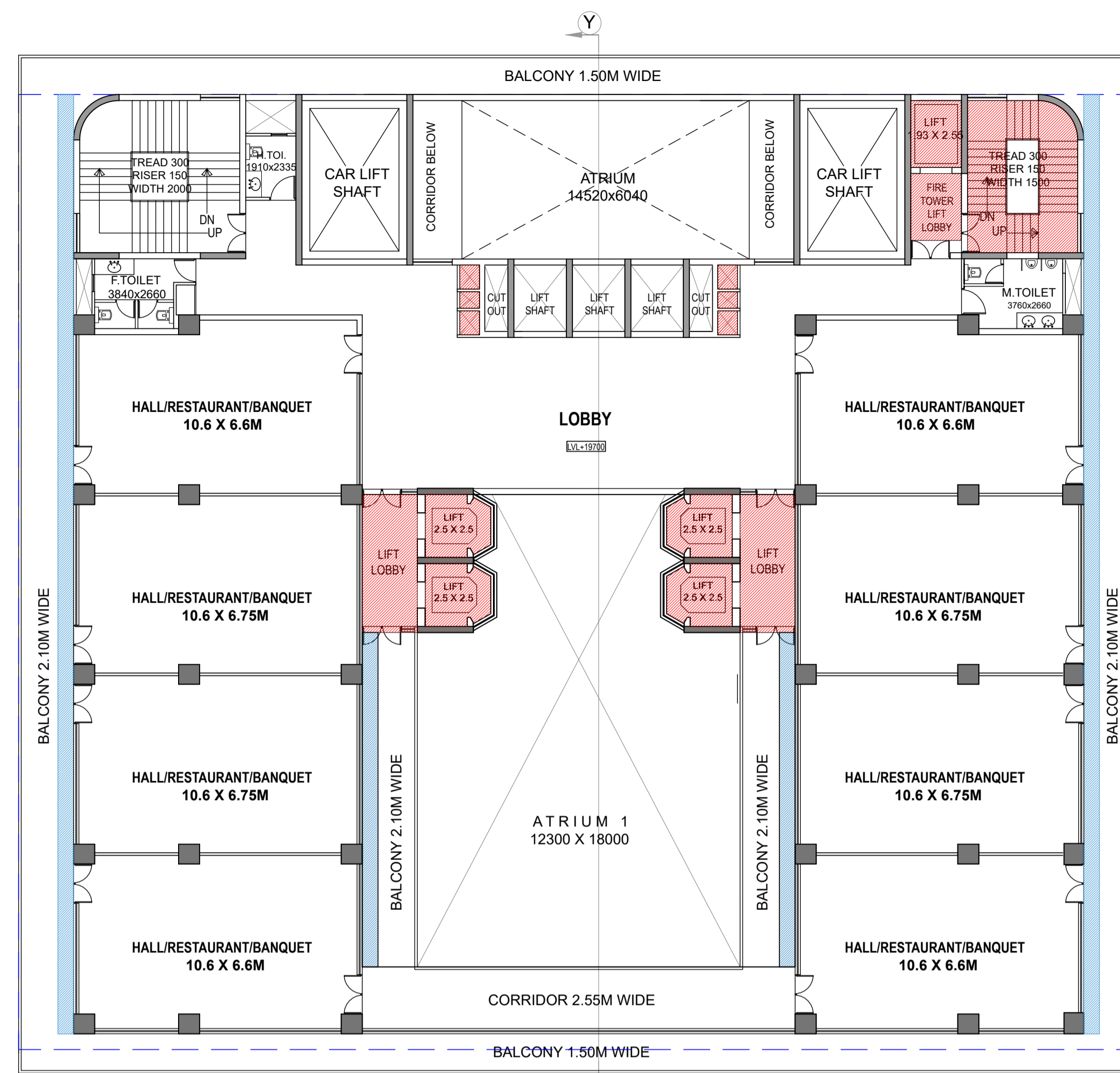
GROUND COVERAGE AREA DETAIL					
S.NO.	DESCRIPTION	AREA IN SQM.	AREA IN SQM.	No.s'	AREA IN SQM.
A		38.500	35.800	1	1378.300
DEDUCTION					
1		16.500	13.250	1	218.625
2		6.240	5.260	1	32.822
3		11.520	6.040	1	69.581
4		0.700	2.140	1	1.498
5		1.910	1.480	1	2.827
6		0.700	2.140	1	1.498
7		0.880	2.530	2	4.453
8	AREA AS PER PLINE		0.642	2	1.284
9	AREA AS PER PLINE		0.099	2	0.198
10	AREA AS PER PLINE		0.380	2	0.760
11	AREA AS PER PLINE		0.292	2	0.584
12		16.500	0.450	1	7.425
24		1.200	2.800	1	3.360
25		2.100	1.800	1	3.780
	TOTAL DEDUCTION				348.695
	GROUND COVERAGE				1029.605

Amit Varma Digitally signed by Amit Varma Date: 2026.02.17 12:29:34 +05'30'

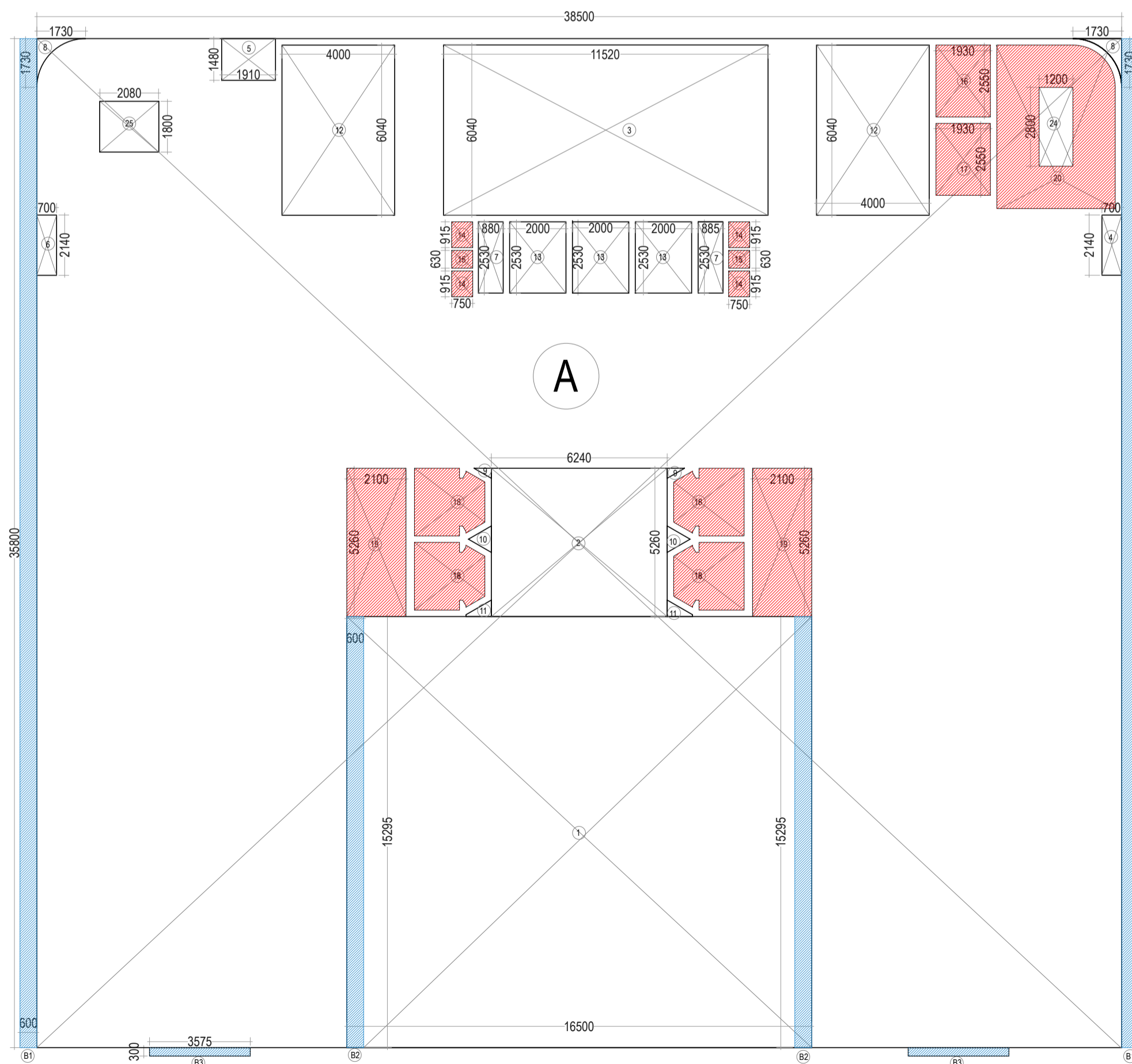
SUBMISSION DRAWING	
PROJECT : PROPOSED COMMERCIAL COMPLEX ON PLOT No. SLC- 3/3 SECTOR ALPHA II COMMERCIAL BELT, GREATER NOIDA, U. P.	
CLIENT : VDM	
SHEET TITLE : GROUND FLOOR	
DATE : 04-02-26	DRG.NO : SD-04
SCALE : 1:150	NORTH:
OWNER'S SIGN	ARCHITECT'S SIGN
SANJEEV KUMAR Digitally signed by SANJEEV KUMAR Date: 2026.02.16 20:14:36 +05'30'	CHANDE R MOHAN Digitally signed by CHANDER MOHAN Date: 2026.02.17 10:44:18 +05'30'
ARCHITECTS: SPACE DESIGN GROUP W-139, F.F GREATER KAILASH-I, NEW DELHI -48 PH: 011-29240732, 41631265	



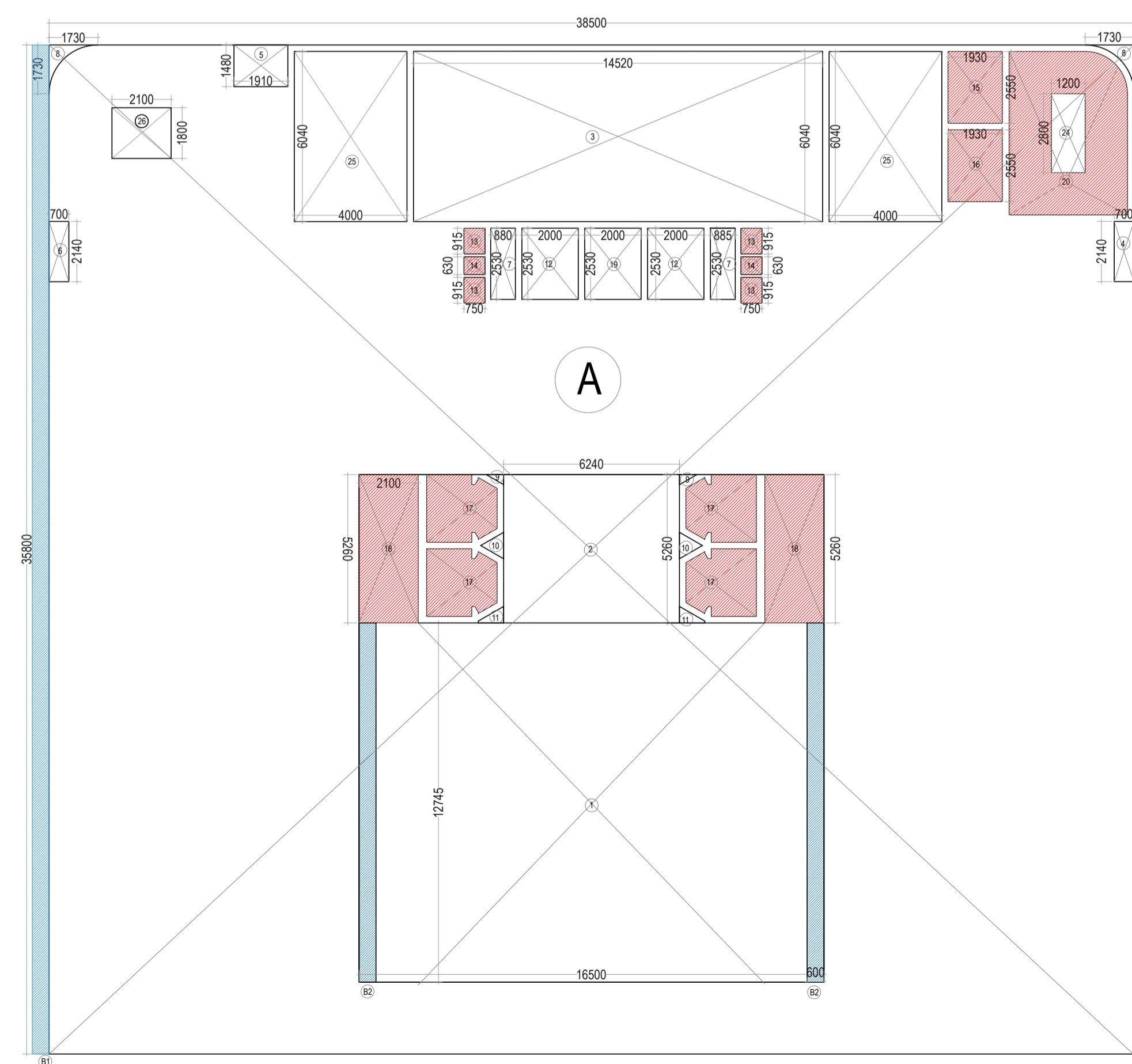
FIRST FLOOR TO THIRD FLOOR PLAN



4TH FLOOR PLAN



FIRST TO THIRD FLOOR AREA ENVELOPE



4TH FLOOR AREA ENVELOPE

FIRST FLOOR TO THIRD FLOOR FAR AREA DETAIL					
S.NO	DESCRIPTION		AREA IN SQM.	No.s	AREA IN SQM.
A		38.500 X 35.800	1378.300	X 1	1378.300
1	DEDUCTION	16.500 X 15.295	252.368	X 1	252.368
2		6.240 X 5.260	32.822	X 1	32.822
3		11.520 X 6.040	69.581	X 1	69.581
4		0.700 X 2.140	1.498	X 1	1.498
5		1.910 X 1.480	2.827	X 1	2.827
6		0.700 X 2.140	1.498	X 1	1.498
7		0.880 X 2.530	2.226	X 2	4.453
8	AREA AS PER PLINE		0.642	X 2	1.284
9	AREA AS PER PLINE		0.100	X 2	0.200
10	AREA AS PER PLINE		0.380	X 2	0.760
11	AREA AS PER PLINE		0.290	X 2	0.580
12		4.000 X 6.040	24.160	X 2	48.320
13		2.000 X 2.530	5.060	X 3	15.180
14		0.750 X 0.915	0.686	X 4	2.745
15		0.750 X 0.630	0.473	X 2	0.945
16		1.930 X 2.550	4.922	X 1	4.922
17		1.930 X 2.550	4.922	X 1	4.922
18	AREA AS PER PLINE		5.467	X 4	21.868
19	AREA AS PER PLINE		11.046	X 2	22.092
20	AREA AS PER PLINE		23.874	X 1	23.874
25		2.100 X 1.800	3.780	X 1	3.780
C	TOTAL DEDUCTION				516.517
B	FAR AREA (A-B)				861.783
ADDITIONAL BALCONY AREA BEYOND 1.5 MTR.					
B1		0.600 X 35.800	21.480	X 2	42.960
B2		0.600 X 15.295	9.177	X 2	18.354
B3		0.300 X 3.575	1.073	X 2	2.145
TOTAL BALCONY AREA					
36.459					
D	ADDITIONAL BALCONY AREA TAKEN IN FAR @25%				15.865
NET FAR AREA AT 1ST FLOOR TO 3RD FLOOR (C+D)					
877.647					
FIRST FLOOR TO THIRD FLOOR 15% FACILITY AREA DETAIL					
S.NO	DESCRIPTION		AREA IN SQM.	No.s	AREA IN SQM.
14		0.750 X 0.915	0.686	X 4	2.745
15		0.750 X 0.630	0.473	X 2	0.945
16		1.930 X 2.550	4.922	X 1	4.922
17		1.930 X 2.550	4.922	X 1	4.922
18	AREA AS PER PLINE		5.460	X 4	21.840
19	AREA AS PER PLINE		11.046	X 2	22.092
20	AREA AS PER PLINE		23.874	X 1	23.874
24		1.200 X 2.800	3.360	X 1	-3.360
TOTAL 15% FACILITY AREA					
77.979					

4TH FLOOR FAR AREA DETAIL (BANQUET)					
S.NO	DESCRIPTION		AREA IN SQM.	No.s	AREA IN SQM.
A		38.500 X 35.800	1378.300	X 1	1378.300
1	DEDUCTION	16.500 X 12.745	210.293	X 1	210.293
2		6.240 X 5.260	32.822	X 1	32.822
3		14.520 X 6.040	87.701	X 1	87.701
4		0.700 X 2.140	1.498	X 1	1.498
5		1.910 X 1.480	2.827	X 1	2.827
6		0.700 X 2.140	1.498	X 1	1.498
7		0.880 X 2.530	2.226	X 2	4.453
8	AREA AS PER PLINE		0.642	X 2	1.284
9	AREA AS PER PLINE		0.100	X 2	0.200
10	AREA AS PER PLINE		0.380	X 2	0.760
11	AREA AS PER PLINE		0.290	X 2	0.580
12		2.000 X 2.530	5.060	X 3	15.180
13		0.750 X 0.915	0.686	X 4	2.745
14		0.750 X 0.630	0.473	X 2	0.945
15		1.930 X 2.550	4.922	X 1	4.922
16		1.930 X 2.550	4.922	X 1	4.922
17	AREA AS PER PLINE		5.460	X 4	21.840
18		2.100 X 5.260	11.046	X 2	22.092
20	AREA AS PER PLINE		23.874	X 1	23.874
26		2.100 X 1.800	3.780	X 1	3.780
25		4.000 X 6.040	24.160	X 2	48.320
C	TOTAL DEDUCTION				492.534
B	NET FAR AREA [A-C]				885.766
ADDITIONAL BALCONY AREA BEYOND 1.5 MTR.					
B1		0.600 X 35.800	21.480	X 2	42.960
B2		0.600 X 12.745	7.647	X 2	15.294
TOTAL BALCONY AREA					
58.254					
D	ADDITIONAL BALCONY AREA TAKEN IN FAR @25%				14.564
NET FAR AREA AT 4TH FLOOR (C+D)					
900.329					
4TH FLOOR 15% FACILITY AREA DETAIL					
S.NO	DESCRIPTION		AREA IN SQM.	No.s	AREA IN SQM.
13		0.750 X 0.915	0.686	X 4	2.745
14		0.750 X 0.630	0.473	X 2	0.945
15		1.930 X 2.550	4.922	X 1	4.922
16		1.930 X 2.550	4.922	X 1	4.922
17	AREA AS PER PLINE		5.460	X 4	21.840
18		2.100 X 5.260	11.046	X 2	22.092
20	AREA AS PER PLINE		23.874	X 1	23.874
24		1.200 X 2.800	3.360	X 1	-3.360
TOTAL 15% FACILITY AREA					
77.979					

Amit Varma
Digitally signed by Amit Varma
Date: 2026.02.17 12:29:58 +05'30'

SUBMISSION DRAWING
PROJECT : PROPOSED COMMERCIAL COMPLEX ON PLOT No. SLC- 3/3 SECTOR ALPHA II COMMERCIAL BELT, GREATER NOIDA, U. P.
CLIENT : VDM

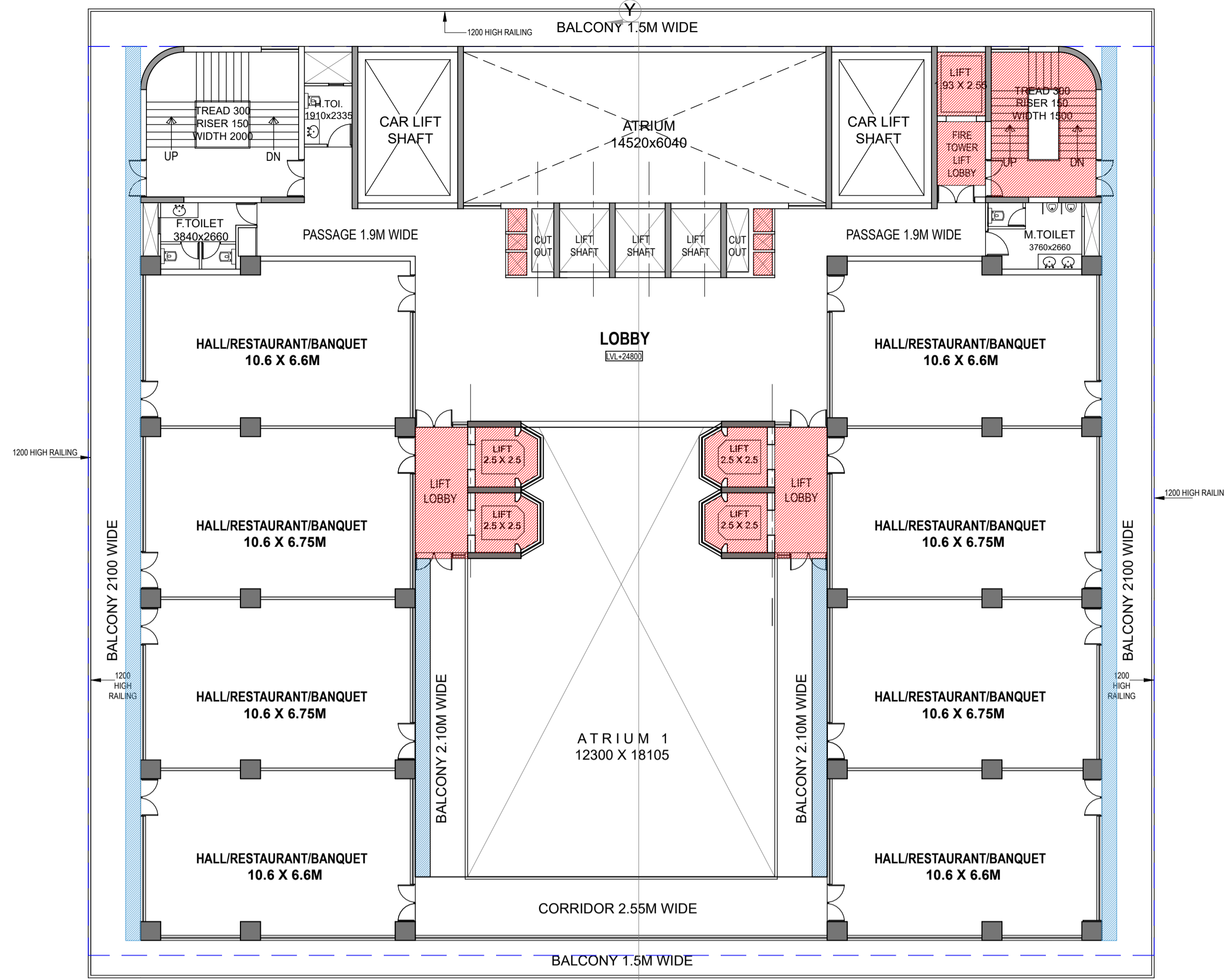
SHEET TITLE : FIRST FLOOR TO FOURTH FLOOR PLAN

DATE : 04-02-26 DRG.NO : SD-05

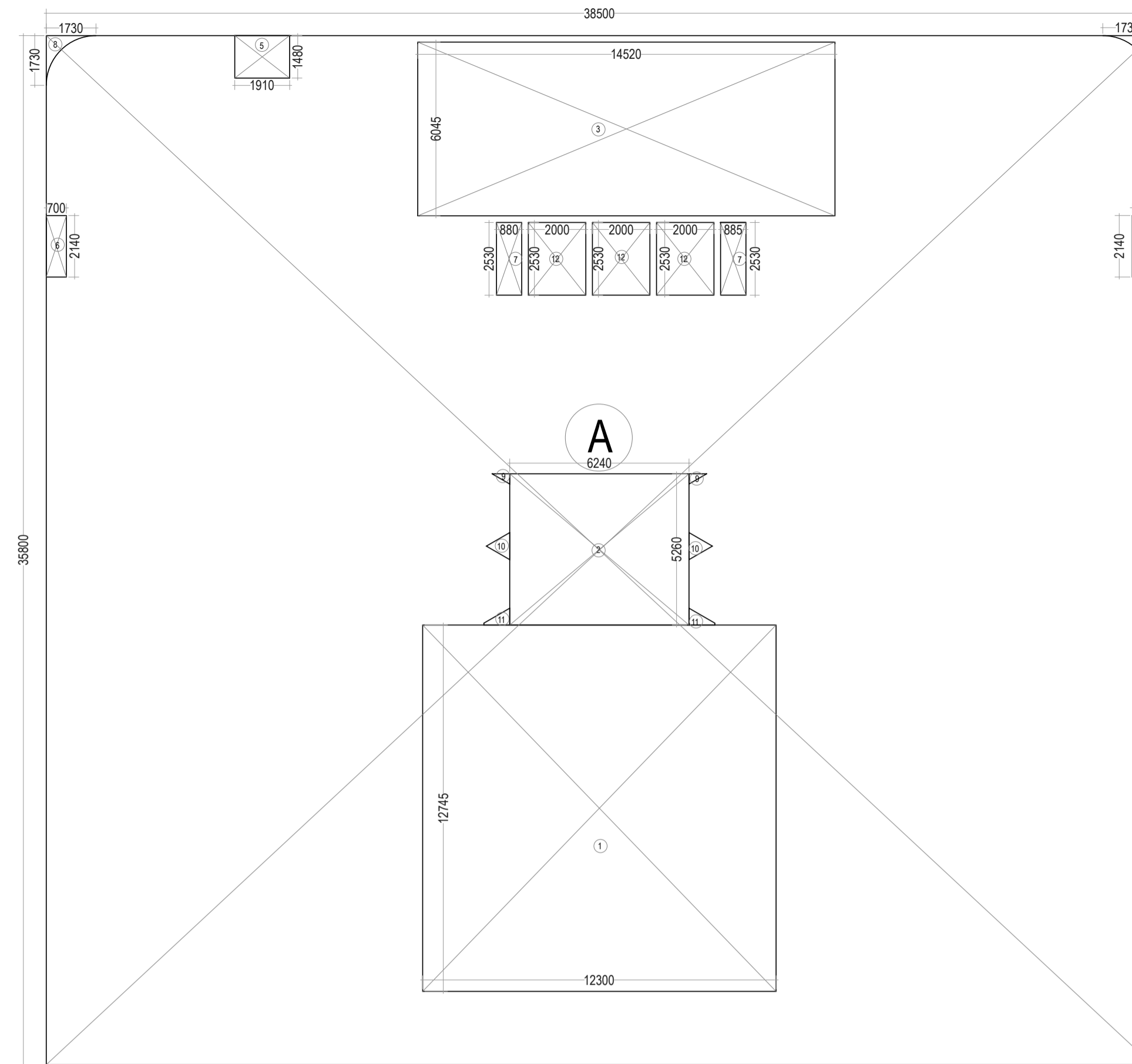
SCALE : 1:150 NORTH:

OWNER'S SIGN ARCHITECT'S SIGN
SANJEEV KUMAR Digitally signed by SANJEEV KUMAR Date: 2026.02.16 20:16:22 +05'30'
CHANDE R MOHAN Digitally signed by CHANDE R MOHAN Date: 2026.02.17 10:45:15 +05'30'

ARCHITECTS: SPACE DESIGN GROUP
W-139, F.F GREATER KAILASH-I, NEW DELHI -48
PH: 011-29240732, 41631265

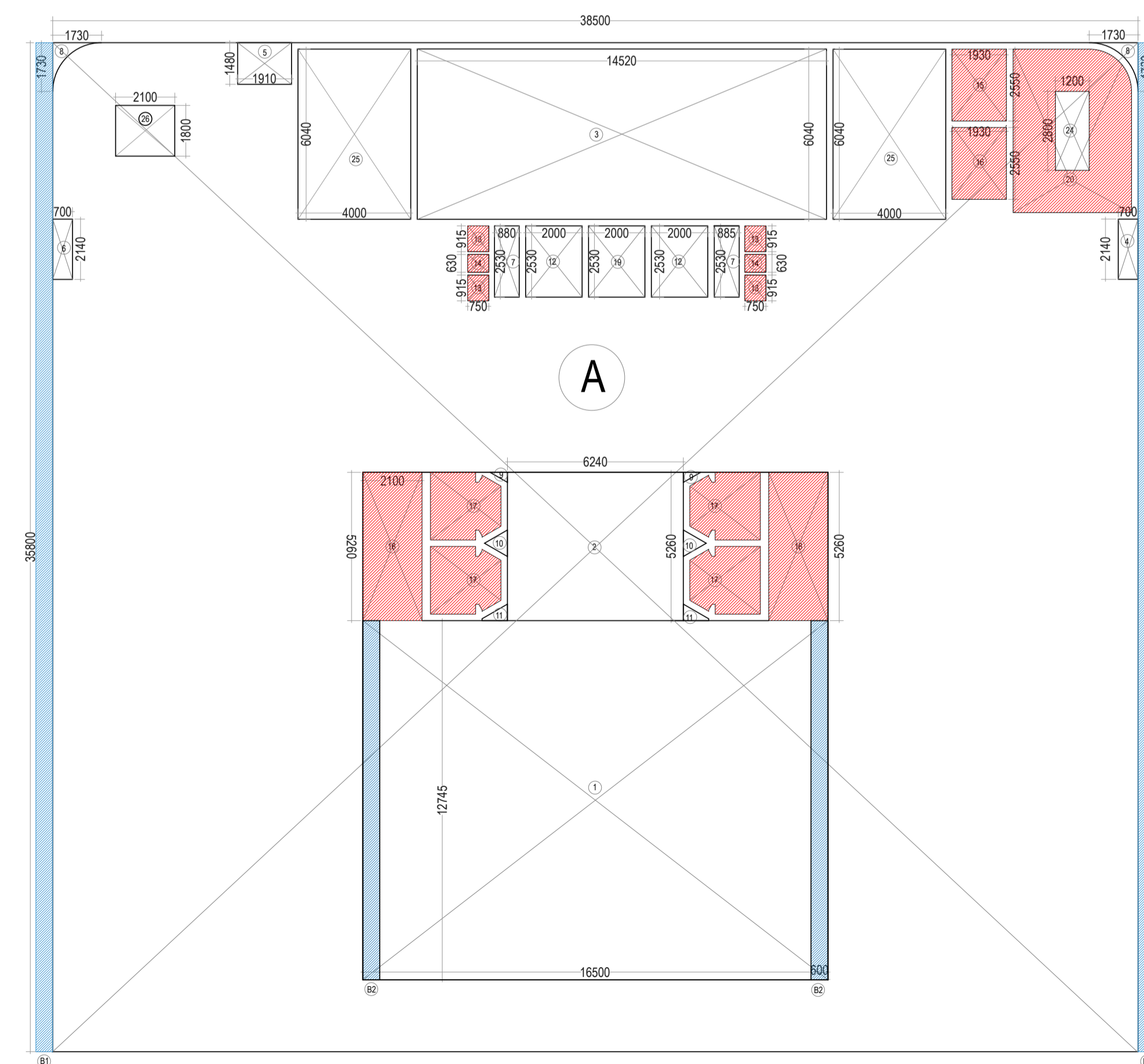


5TH FLOOR PLAN



6TH TO 10TH FLOOR NON FAR AREA ENVELOPE

6TH TO 10TH FLOOR NON FAR AREA DETAIL (PARKING FLOOR)					
S.NO	DESCRIPTION	AREA IN SQM.	No.s	AREA IN SQM.	
A	38.500 X 35.800	1378.300	X 1	1378.300	
DEDUCTION					
B	16.500 X 0.450	7.425	X 1	7.425	
1	12.300 X 12.745	156.764	X 1	156.764	
2	6.240 X 5.260	32.822	X 1	32.822	
3	14.520 X 6.040	87.701	X 1	87.701	
4	0.700 X 2.140	1.498	X 1	1.498	
5	1.910 X 1.480	2.827	X 1	2.827	
6	0.700 X 2.140	1.498	X 1	1.498	
7	0.880 X 2.530	2.226	X 2	4.453	
8	AREA AS PER PLINE	0.642	X 2	1.284	
9	AREA AS PER PLINE	0.100	X 2	0.200	
10	AREA AS PER PLINE	0.380	X 2	0.760	
11	AREA AS PER PLINE	0.290	X 2	0.580	
12	2.000 X 2.530	5.060	X 3	15.180	
TOTAL DEDUCTION				312.991	
AREA [A-(B+C)]				1065.309	
NON FAR AREA				1065.309	



5TH FLOOR AREA ENVELOPE

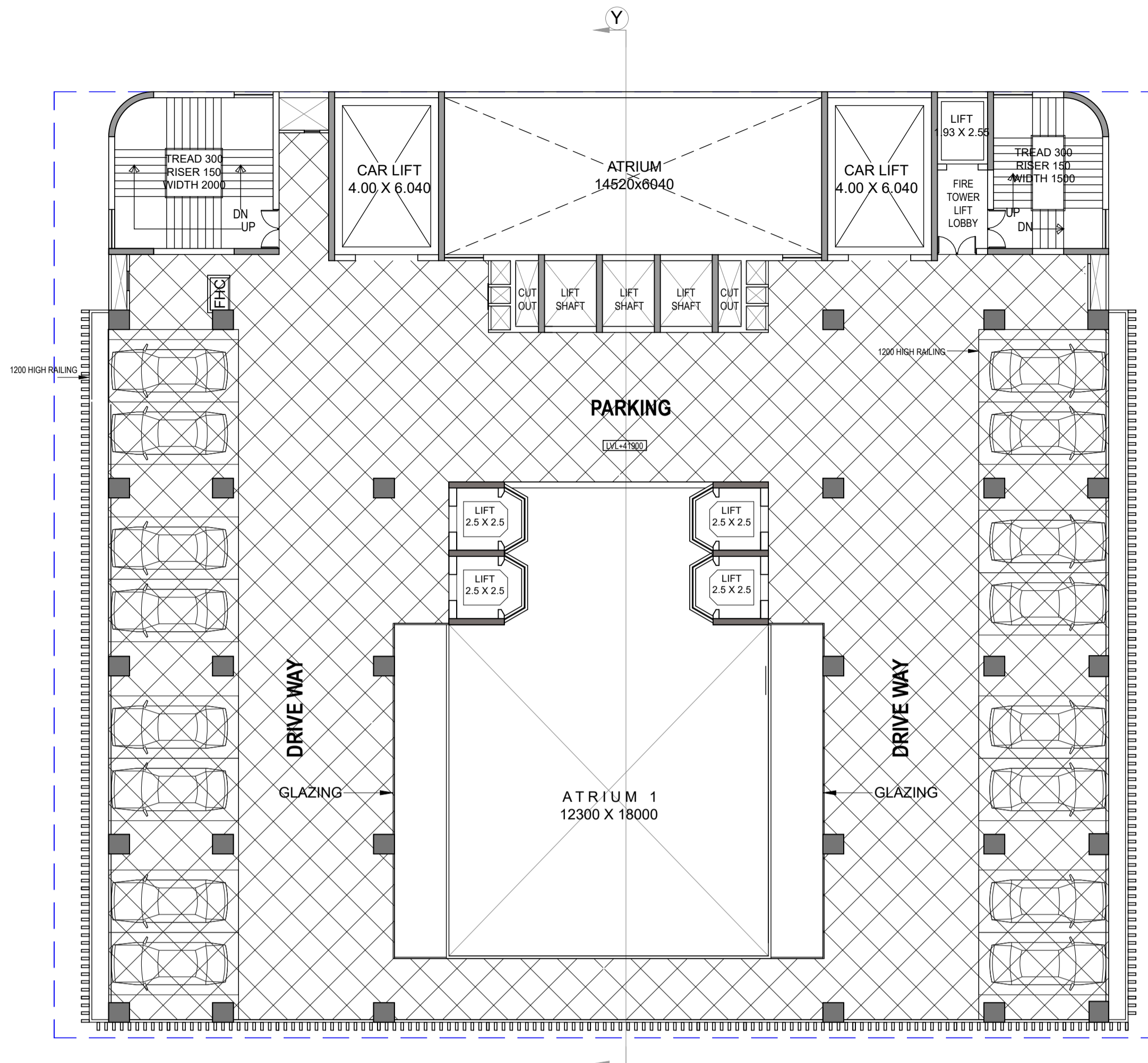
5TH FLOOR FAR AREA DETAIL (REST.)					
S.NO	DESCRIPTION	AREA IN SQM.	No.s	AREA IN SQM.	
A	38.500 X 35.800	1378.300	X 1	1378.300	
DEDUCTION					
1	16.500 X 12.745	210.293	X 1	210.293	
2	6.240 X 5.260	32.822	X 1	32.822	
3	14.520 X 6.040	87.701	X 1	87.701	
4	0.700 X 2.140	1.498	X 1	1.498	
5	1.910 X 1.480	2.827	X 1	2.827	
6	0.700 X 2.140	1.498	X 1	1.498	
7	0.880 X 2.530	2.226	X 2	4.453	
8	AREA AS PER PLINE	0.642	X 2	1.284	
9	AREA AS PER PLINE	0.100	X 2	0.200	
10	AREA AS PER PLINE	0.380	X 2	0.760	
11	AREA AS PER PLINE	0.290	X 2	0.580	
12	2.000 X 2.530	5.060	X 3	15.180	
13	0.750 X 0.915	0.686	X 4	2.745	
14	0.750 X 0.630	0.473	X 2	0.945	
15	1.930 X 2.550	4.922	X 1	4.922	
16	1.930 X 2.550	4.922	X 1	4.922	
17	AREA AS PER PLINE	5.460	X 4	21.840	
18	2.100 X 5.260	11.046	X 2	22.092	
20	AREA AS PER PLINE	23.874	X 1	23.874	
26	2.100 X 1.800	3.780	X 1	3.780	
25	4.000 X 6.040	24.160	X 2	48.320	
TOTAL DEDUCTION				492.534	
NET FAR AREA [A-C]				885.766	
ADDITIONAL BALCONY AREA BEYOND 1.5 MTR.					
B1	0.600 X 35.800	21.480	X 2	42.960	
B2	0.600 X 12.745	7.647	X 2	15.294	
TOTAL BALCONY AREA				58.254	
ADDITIONAL BALCONY AREA TAKEN IN FAR @25%				14.564	
NET FAR AREA AT 5TH FLOOR (C+D)				900.329	
5TH FLOOR 15% FACILITY AREA DETAIL					
S.NO	DESCRIPTION	AREA IN SQM.	No.s	AREA IN SQM.	
13	0.750 X 0.915	0.686	X 4	2.745	
14	0.750 X 0.630	0.473	X 2	0.945	
15	1.930 X 2.550	4.922	X 1	4.922	
16	1.930 X 2.550	4.922	X 1	4.922	
17	AREA AS PER PLINE	5.460	X 4	21.840	
18	2.100 X 5.260	11.046	X 2	22.092	
20	AREA AS PER PLINE	23.874	X 1	23.874	
24	1.200 X 2.800	3.360	X 1	-3.360	
TOTAL 15% FACILITY AREA				77.979	

Amit Varma
Digitally signed by Amit Varma
Date: 2026.02.17 12:30:22 +05'30'

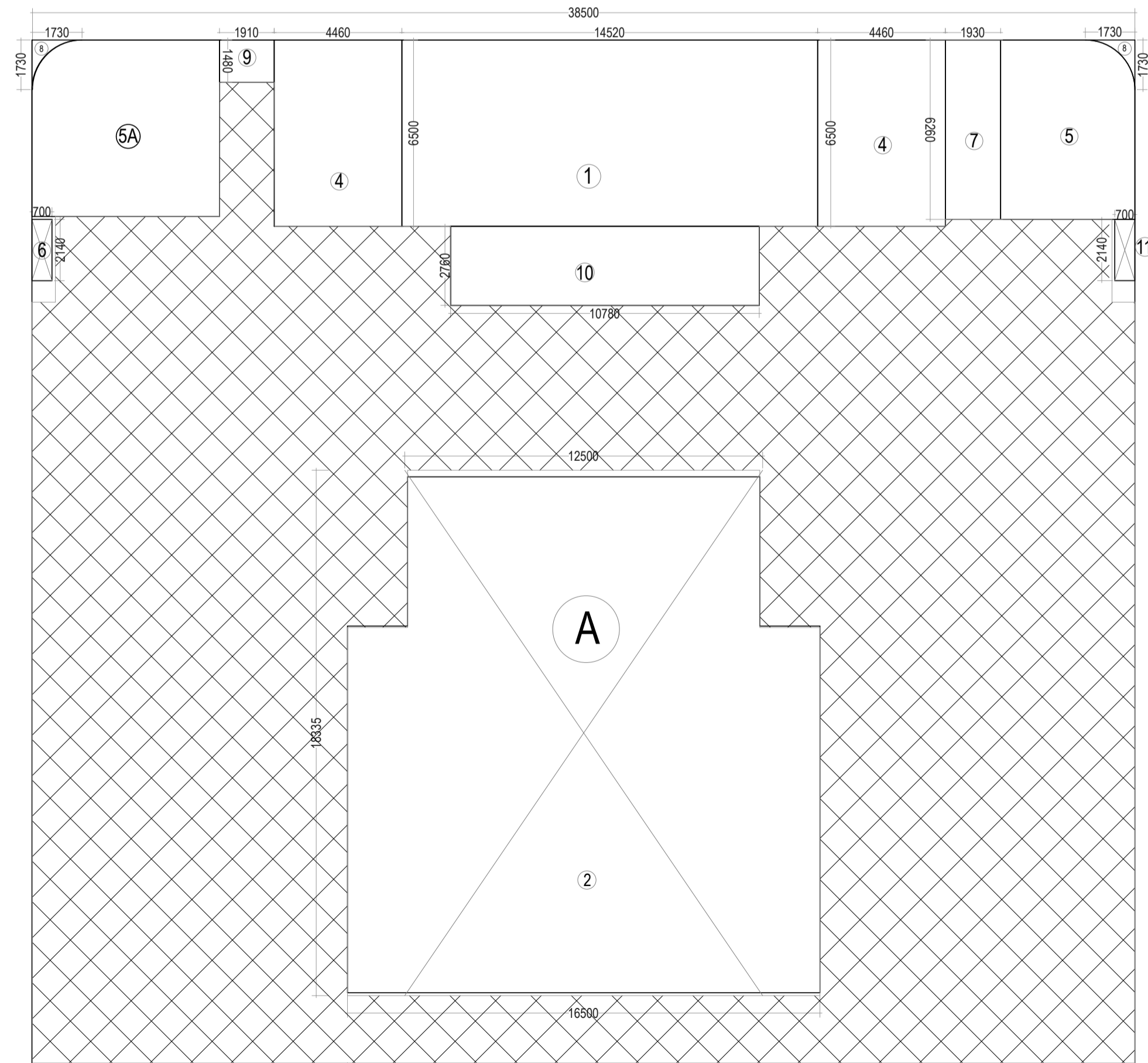
SUBMISSION DRAWING	
PROJECT : PROPOSED COMMERCIAL COMPLEX ON PLOT No. SLC- 3/3 SECTOR ALPHA II COMMERCIAL BELT, GREATER NOIDA, U. P.	
CLIENT : VDM	
SHEET TITLE : 5TH TO 10TH FLOOR	
DATE : 04-02-26	DRG.NO : SD-06
SCALE : 1:150	NORTH:
OWNER'S SIGN SANJEEV KUMAR	ARCHITECT'S SIGN CHANDE R MOHAN
ARCHITECTS: SPACE DESIGN GROUP W-139, F.F GREATER KAILASH-I, NEW DELHI -48 PH: 011-29240732, 41631265	



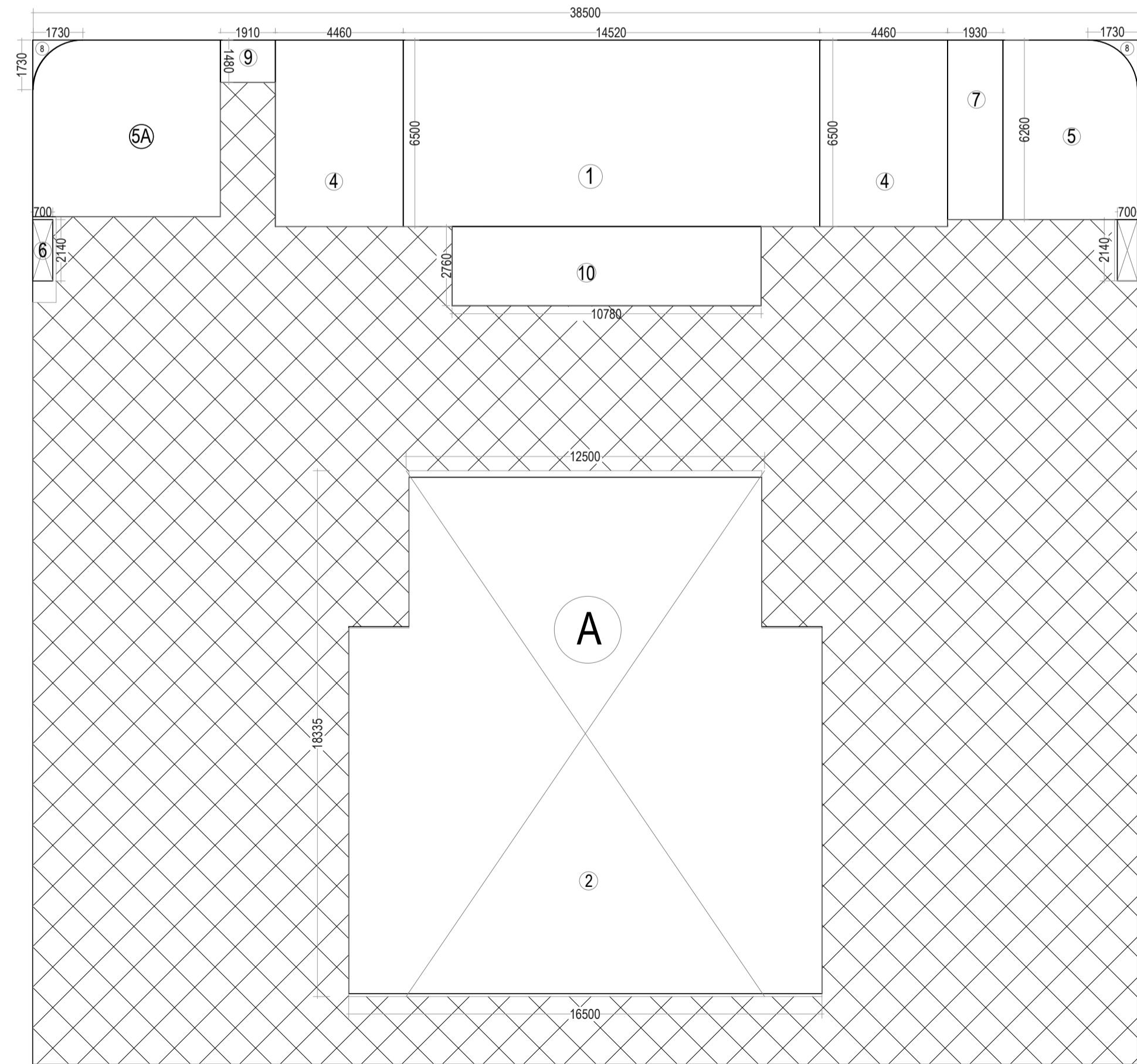
6TH FLOOR PARKING



7TH TO 10TH FLOOR PARKING



6TH FLOOR PLAN FOR PARKING CALCULATION



7TH TO 10TH FLOOR PLAN FOR PARKING CALCULATION

Amit Varma
 Digitally signed by Amit Varma
 Date: 2026.02.17 12:30:46 +05'30'

6TH TO 10TH FLOOR PARKING AREA DETAIL					
S.NO	DESCRIPTION	AREA IN SQM.	No.s	AREA IN SQM.	
A	38.500 X 35.800	1378.300	X 1	1378.300	
DEDUCTION					
1	14.520 X 6.500	94.380	X 1	94.380	
2	AREA AS PER PLINE	275.211	X 1	275.211	
4	4.460 X 6.500	28.990	X 2	57.980	
5	AREA AS PER PLINE	28.243	X 1	28.243	
5A	AREA AS PER PLINE	34.895	X 1	34.895	
6	0.700 X 2.140	1.498	X 1	1.498	
7	1.930 X 6.260	12.082	X 1	12.082	
8	AREA AS PER PLINE	0.642	X 2	1.284	
9	1.910 X 1.480	2.827	X 1	2.827	
10	10.780 X 2.760	29.753	X 1	29.753	
11	0.700 X 2.140	1.498	X 1	1.498	
B	TOTAL DEDUCTION			539.650	
C	PARKING AREA [A-B]			838.650	
				PROPOSED PARKING = 838.650 /30	27.95 ECS

SUBMISSION DRAWING

PROJECT :
 PROPOSED COMMERCIAL COMPLEX
 ON PLOT No. SLC- 3/3 SECTOR ALPHA II
 COMMERCIAL BELT,
 GREATER NOIDA, U. P.
 CLIENT : VDM

SHEET TITLE :
 6TH TO 10TH FLOOR

DATE : 04-02-26 DRG.NO : SD-07

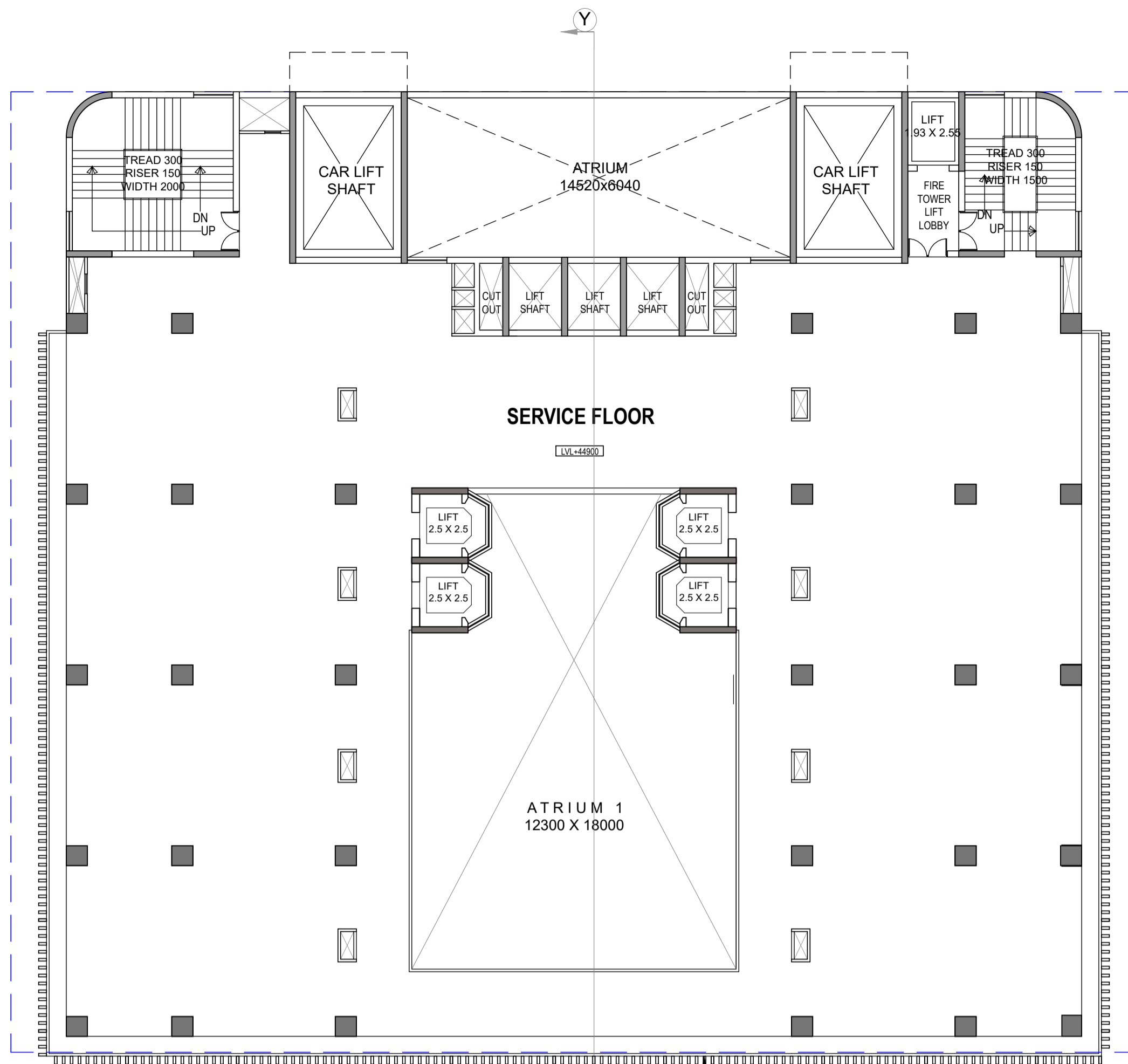
SCALE : 1:150 NORTH:

OWNER'S SIGN ARCHITECT'S SIGN

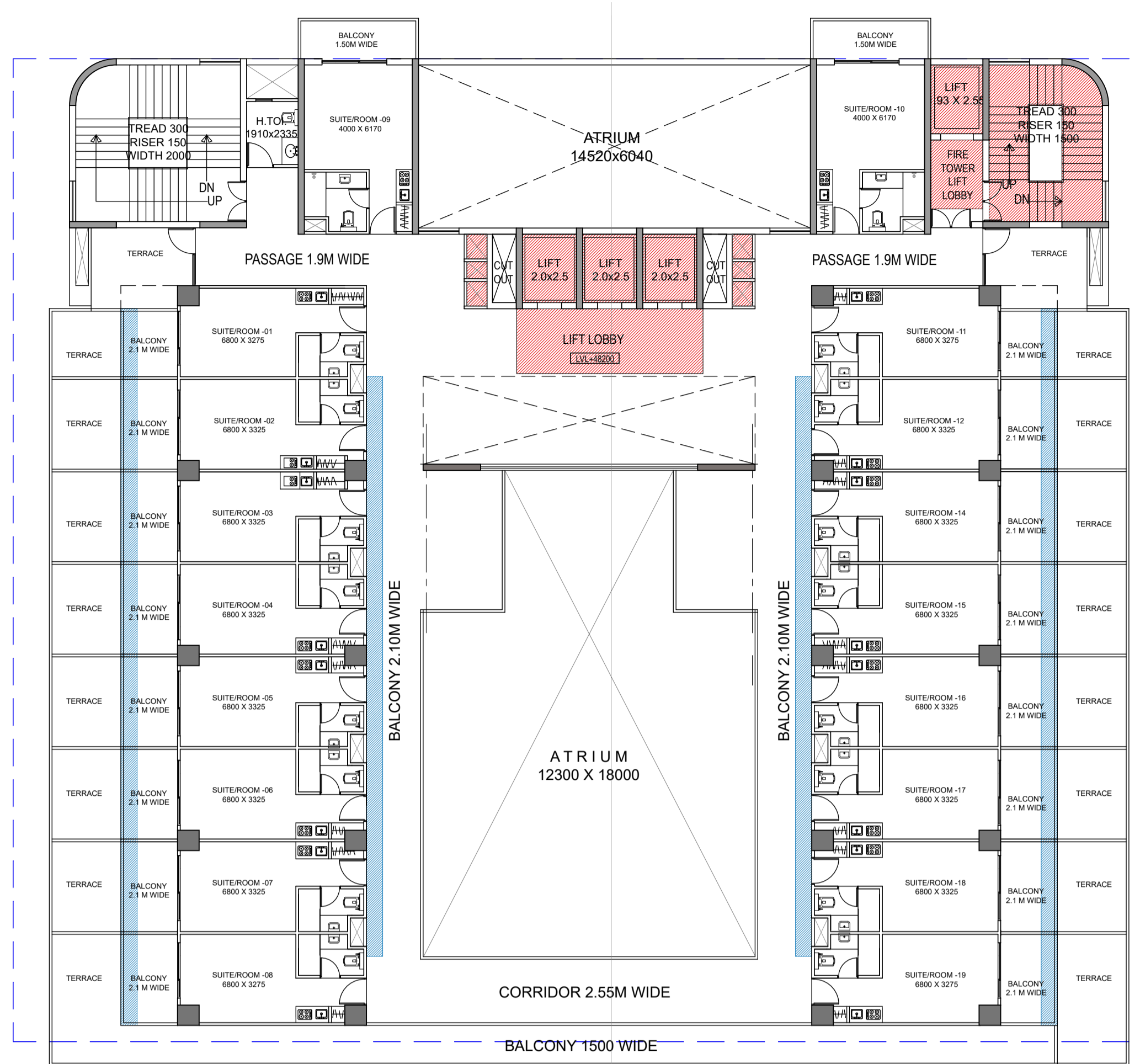
SANJEEV KUMAR Digitally signed by SANJEEV KUMAR Date: 2026.02.16 20:20:27 +05'30'

CHANDER MOHAN Digitally signed by CHANDER MOHAN Date: 2026.02.17 10:47:41 +05'30'

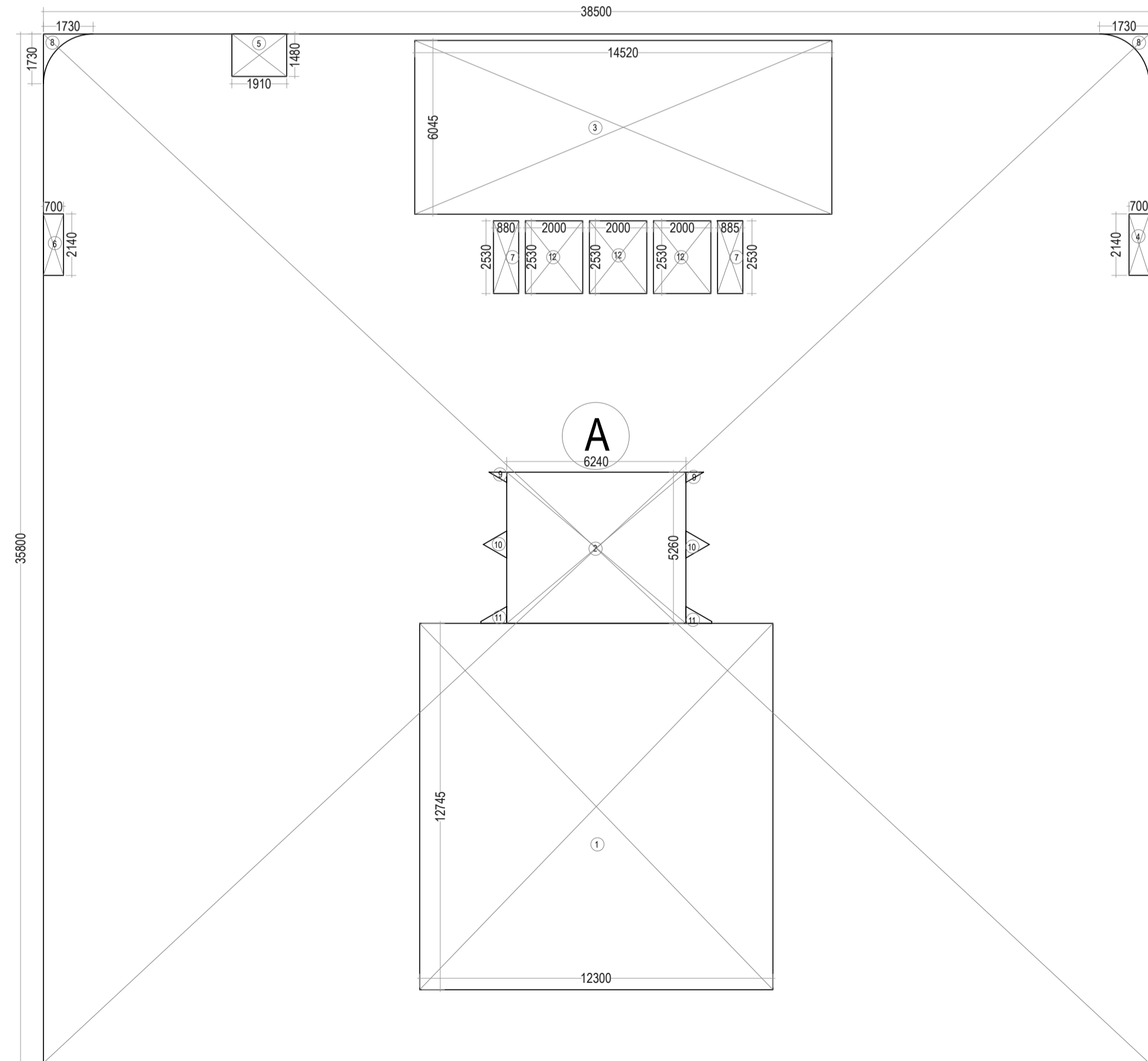
ARCHITECTS:
 SPACE DESIGN GROUP
 W-139, F.F GREATER KAILASH-I, NEW DELHI -48
 PH: 011-29240732 , 41631265



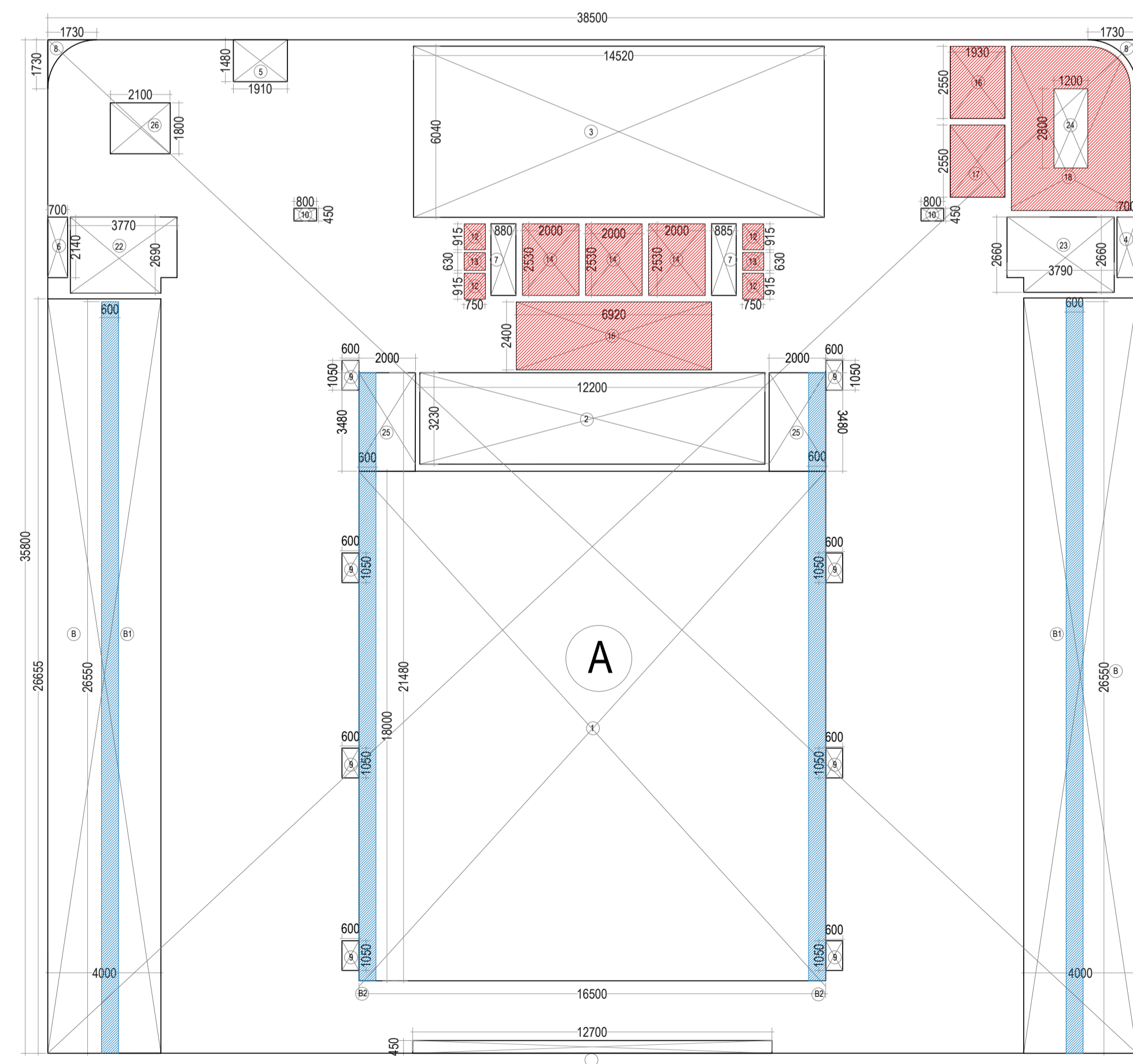
11TH FLOOR PLAN



12TH FLOOR PLAN



11TH FLOOR AREA ENVELOPE PLAN



12TH FLOOR AREA ENVELOPE

11TH FLOOR NON FAR AREA DETAIL (SERVICE FLOOR)					
S.NO	DESCRIPTION	AREA IN SQM.	No.s'	AREA IN SQM.	
		38.500	X	35.800	1378.300
			X	1	1378.300
A DEDUCTION					
1		16.500	X	15.295	252.368
2		6.240	X	5.260	32.822
3		14.520	X	6.040	87.701
4		0.700	X	2.140	1.498
5		1.910	X	1.480	2.827
6		0.700	X	2.140	1.498
7		0.880	X	2.530	2.226
8	AREA AS PER PLINE		X	0.642	1.284
9	AREA AS PER PLINE		X	0.100	0.200
10	AREA AS PER PLINE		X	0.380	0.760
11	AREA AS PER PLINE		X	0.290	0.580
12	2.000	X	2.530	5.060	15.180
TOTAL DEDUCTION					401.170
AREA (A-B)					977.130
NET NON FAR AREA AT 11TH FLOOR (C+D)					977.130

12TH FLOOR FAR AREA DETAIL					
S.NO	DESCRIPTION	AREA IN SQM.	No.s'	AREA IN SQM.	
		38.5	X	35.8	1378.300
			X	1	1378.300
A DEDUCTION					
B		4.000	X	26.655	106.620
C		12.700	X	0.450	5.715
1		16.500	X	18.000	297.000
2		12.200	X	3.230	39.406
3		14.520	X	6.040	87.701
4		0.700	X	2.140	1.498
5		1.910	X	1.480	2.827
6		0.700	X	2.140	1.498
7		0.880	X	2.530	2.226
8	AREA AS PER PLINE		X	0.642	1.284
9	0.600	X	1.050	0.630	5.040
10	0.800	X	0.450	0.360	0.720
12	0.750	X	0.915	0.686	2.745
13	0.750	X	0.630	0.473	0.945
14	2.000	X	2.530	5.060	15.180
15	6.920	X	2.400	16.608	16.608
16	1.930	X	2.550	4.922	4.922
17	1.930	X	2.550	4.922	4.922
18	AREA AS PER PLINE		X	23.874	23.874
22	AREA AS PER PLINE		X	9.829	9.829
23	AREA AS PER PLINE		X	9.771	9.771
26	2.100	X	1.800	3.780	3.780
25	2.000	X	3.480	6.960	13.920
TOTAL DEDUCTION					766.876
FAR AREA [A-(B+D)]					611.424
ADDITIONAL BALCONY AREA BEYOND 1.5 MTR.					
B1		27.400	X	0.600	16.440
B2		21.480	X	0.600	12.888
TOTAL BALCONY AREA					58.656
F ADDITIONAL BALCONY AREA TAKEN IN FAR @25%					14.664
NET FAR AREA AT 12TH FLOOR (E+F)					626.088

12TH FLOOR 15% FACILITY AREA DETAIL					
S.NO.	DESCRIPTION	AREA IN SQM.	No.s'	AREA IN SQM.	
12	0.750	X	0.915	0.686	2.745
13	0.750	X	0.630	0.473	0.945
14	2.000	X	2.530	5.060	15.180
15	6.920	X	2.400	16.608	16.608
16	1.930	X	2.550	4.922	4.922
17	1.930	X	2.550	4.922	4.922
18	AREA AS PER PLINE		X	23.874	23.874
24	1.200	X	2.800	3.360	-3.360
TOTAL 15% FACILITY AREA					65.835

Amit Varma
Digitally signed by Amit Varma
Date: 2026.02.17 12:31:13 +05'30'

SUBMISSION DRAWING

PROJECT : PROPOSED COMMERCIAL COMPLEX ON PLOT No. SLC- 3/3 SECTOR ALPHA II COMMERCIAL BELT, GREATER NOIDA, U. P.
CLIENT : VDM

SHEET TITLE : 11TH & 12TH FLOOR

DATE : 04-02-26 DRG.NO : SD-08

SCALE : 1:150 NORTH:

OWNER'S SIGN ARCHITECT'S SIGN

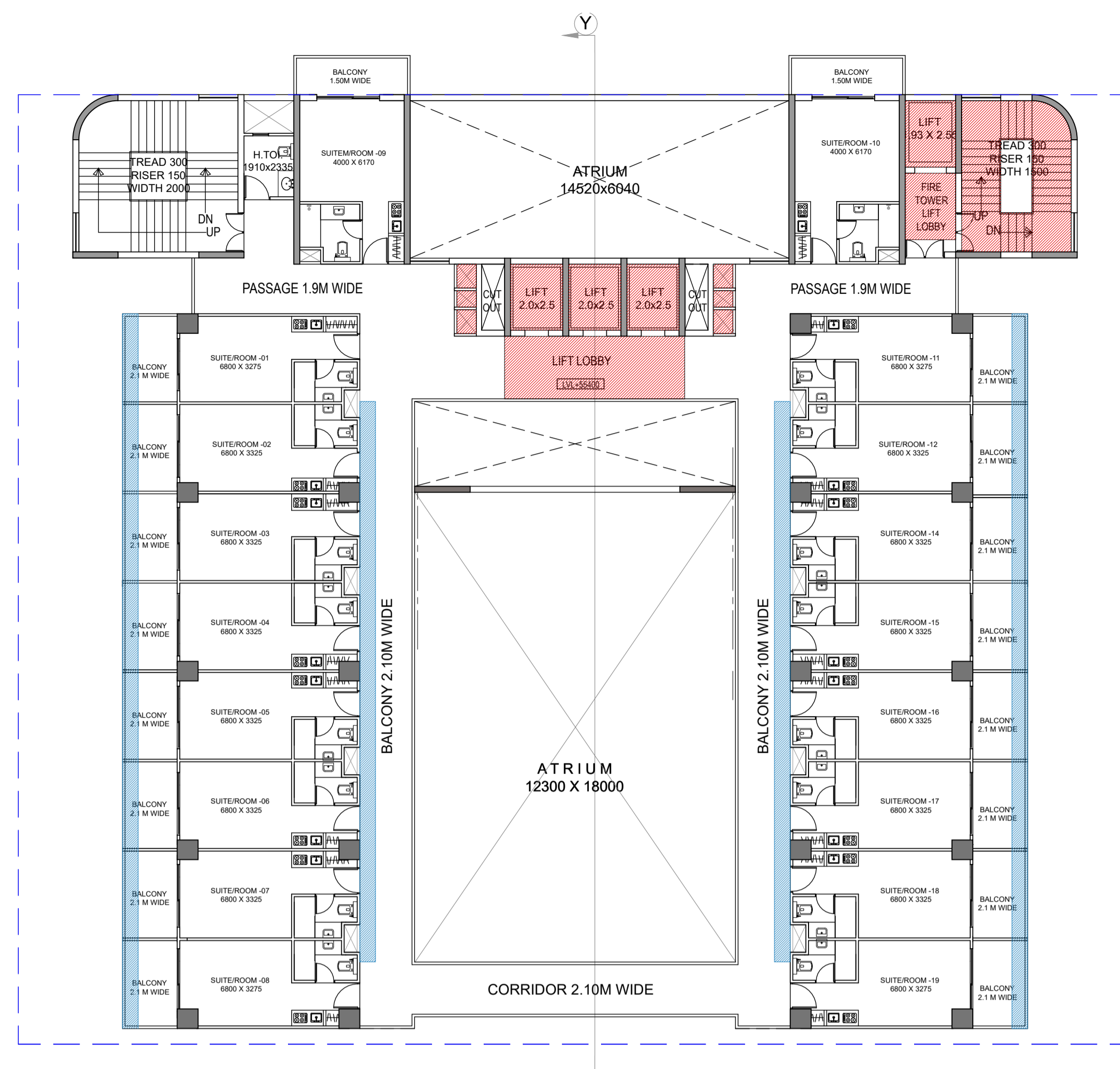
SANJEEV KUMAR Digitally signed by SANJEEV KUMAR Date: 2026.02.16 20:22:24 +05'30'

CHANDE R MOHAN Digitally signed by CHANDER MOHAN Date: 2026.02.17 10:49:06 +05'30'

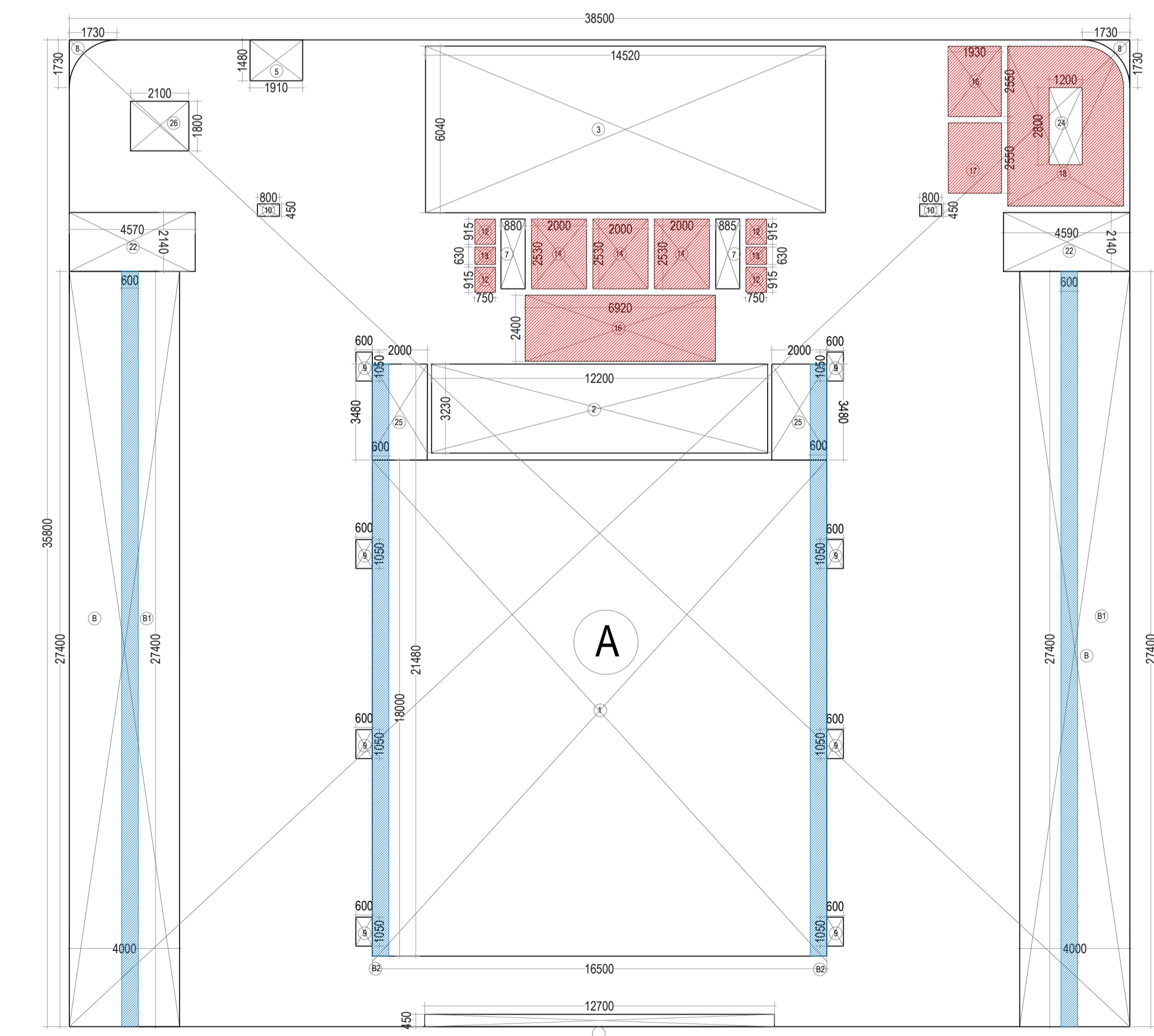
ARCHITECTS: SPACE DESIGN GROUP
W-139, F.F GREATER KAILASH-I, NEW DELHI -48
PH: 011-29240732, 41631265



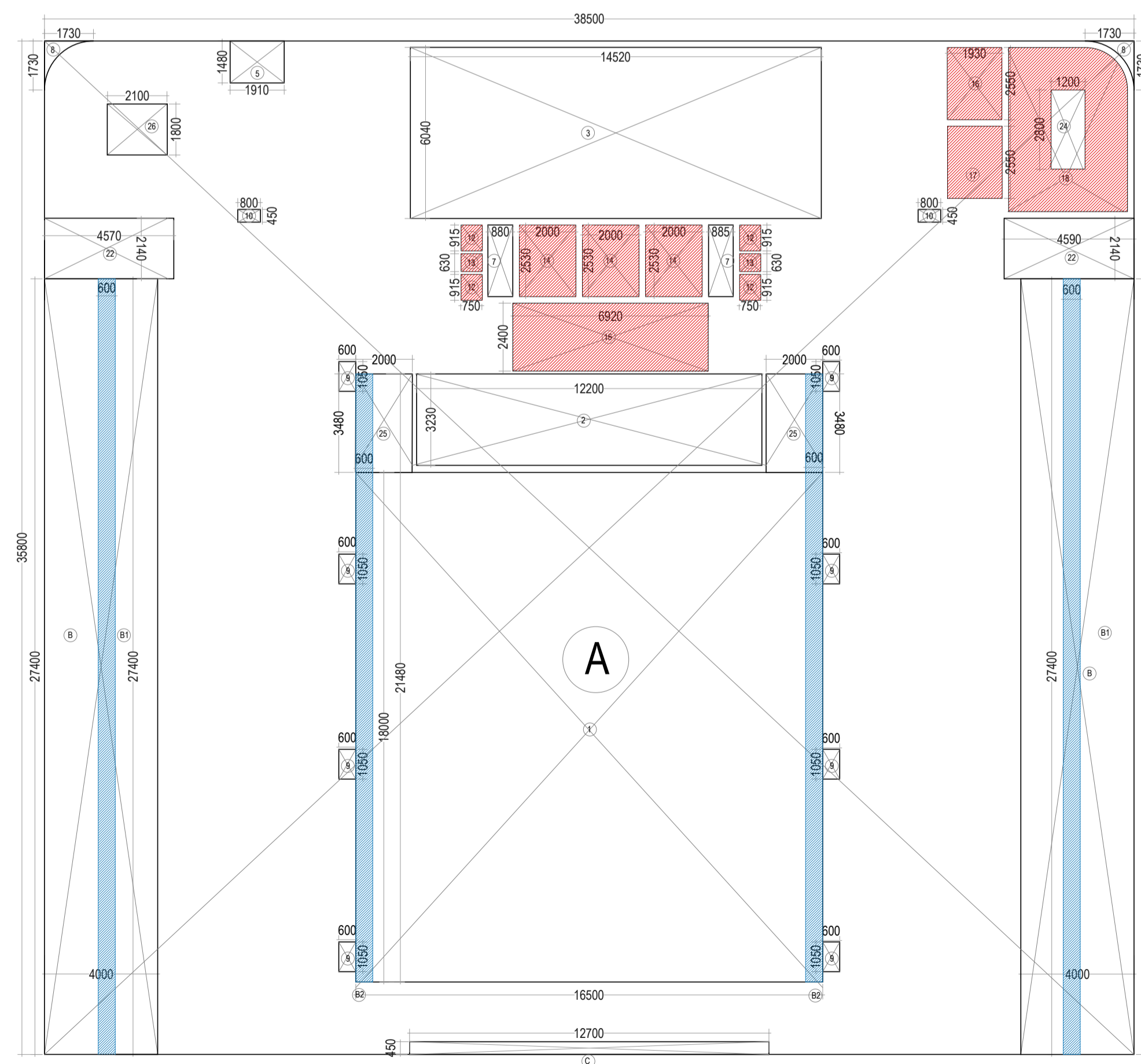
14TH FLOOR PLAN



15TH FLOOR PLAN



14TH FLOOR AREA ENVELOPE



15TH FLOOR AREA ENVELOPE

Amit Varma Digitally signed by Amit Varma Date: 2026.02.17 12:31:40 +05'30'

14TH & 15TH FLOOR FAR AREA DETAIL					
S.NO	DESCRIPTION		AREA IN SQM.	No.s'	AREA IN SQM.
A		38.5 X 35.8	1378.300	X 1	1378.300
DEDUCTION					
B		4.000 X 26.655	106.620	X 2	213.240
C		12.700 X 0.450	5.715	X 1	5.715
1		16.500 X 18.000	297.000	X 1	297.000
2		12.200 X 3.230	39.406	X 1	39.406
3		14.520 X 6.040	87.701	X 1	87.701
5		1.910 X 1.480	2.827	X 1	2.827
7		0.880 X 2.530	2.226	X 2	4.453
8	AREA AS PER PLINE		0.642	X 2	1.284
9		0.600 X 1.050	0.630	X 8	5.040
10		0.800 X 0.450	0.360	X 2	0.720
12		0.750 X 0.915	0.686	X 4	2.745
13		0.750 X 0.630	0.473	X 2	0.945
14		2.000 X 2.530	5.060	X 3	15.180
15		6.920 X 2.400	16.608	X 1	16.608
16		1.930 X 2.550	4.922	X 1	4.922
17		1.930 X 2.550	4.922	X 1	4.922
18	AREA AS PER PLINE		23.874	X 1	23.874
22		4.570 X 2.140	9.780	X 2	19.560
26		2.100 X 1.800	3.780	X 1	3.780
25		2.000 X 3.480	6.960	X 2	13.920
D	TOTAL DEDUCTION				763.840
E	FAR AREA [A-(B+C+D)]				614.460
ADDITIONAL BALCONY AREA BEYOND 1.5 MTR.					
B1		27.400 X 0.600	16.440	X 2	32.880
B2		21.480 X 0.600	12.888	X 2	25.776
TOTAL BALCONY AREA					
58.656					
F	ADDITIONAL BALCONY AREA TAKEN IN FAR @25%				14.664
NET FAR AREA AT 14TH & 15TH FLOOR (E+F)					
629.124					
14TH & 15TH FLOOR 15% FACILITY AREA DETAIL					
S.NO.	DESCRIPTION		AREA IN SQM.	No.s'	AREA IN SQM.
12		0.750 X 0.915	0.686	X 4	2.745
13		0.750 X 0.630	0.473	X 2	0.945
14		2.000 X 2.530	5.060	X 3	15.180
15		6.920 X 2.400	16.608	X 1	16.608
16		1.930 X 2.550	4.922	X 1	4.922
17		1.930 X 2.550	4.922	X 1	4.922
18	AREA AS PER PLINE		23.874	X 1	23.874
24		1.200 X 2.800	3.360	X 1	-3.360
TOTAL 15% FACILITY AREA					
65.835					

SUBMISSION DRAWING

PROJECT : PROPOSED COMMERCIAL COMPLEX ON PLOT No. SLC- 3/3 SECTOR ALPHA II COMMERCIAL BELT, GREATER NOIDA, U. P.

CLIENT : VDM

SHEET TITLE : 14TH & 15TH FLOOR

DATE : 04-02-26 DRG.NO : SD-09

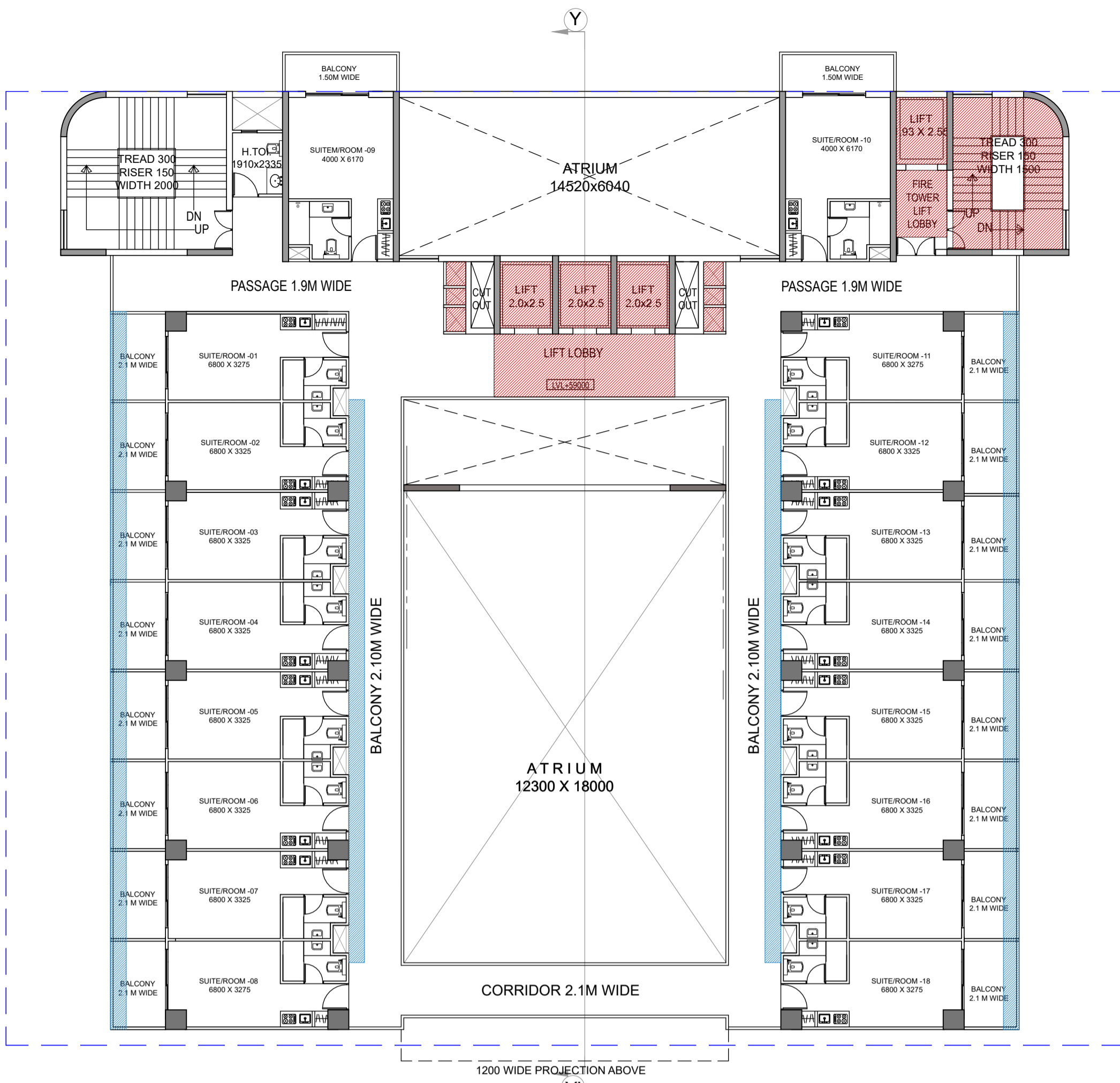
SCALE : 1:150 NORTH:

OWNER'S SIGN ARCHITECT'S SIGN

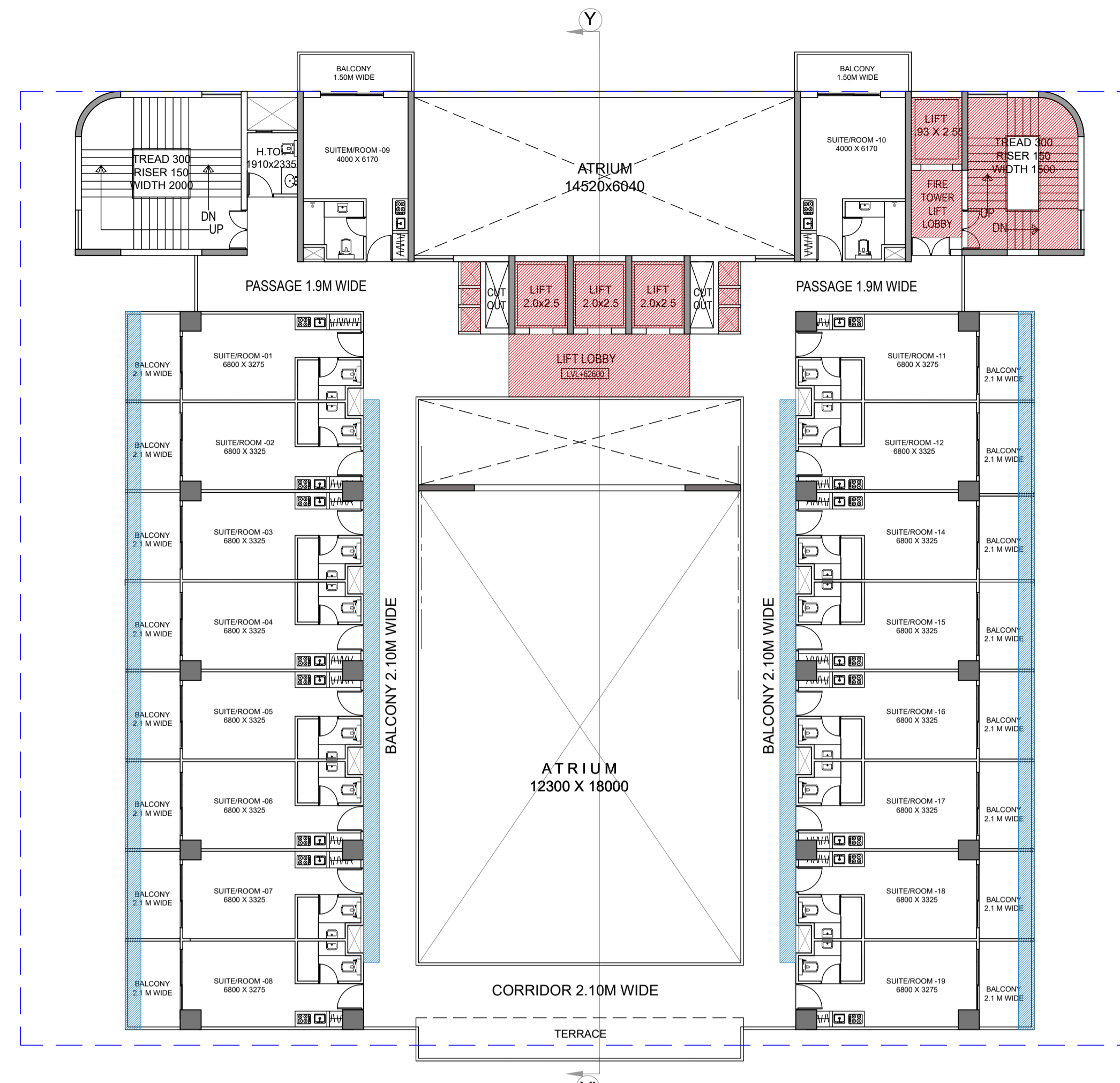
SANJEEV KUMAR Digitally signed by SANJEEV KUMAR Date: 2026.02.16 20:24:32 +05'30'

CHANDE R MOHAN Digitally signed by CHANDER MOHAN Date: 2026.02.17 10:50:25 +05'30'

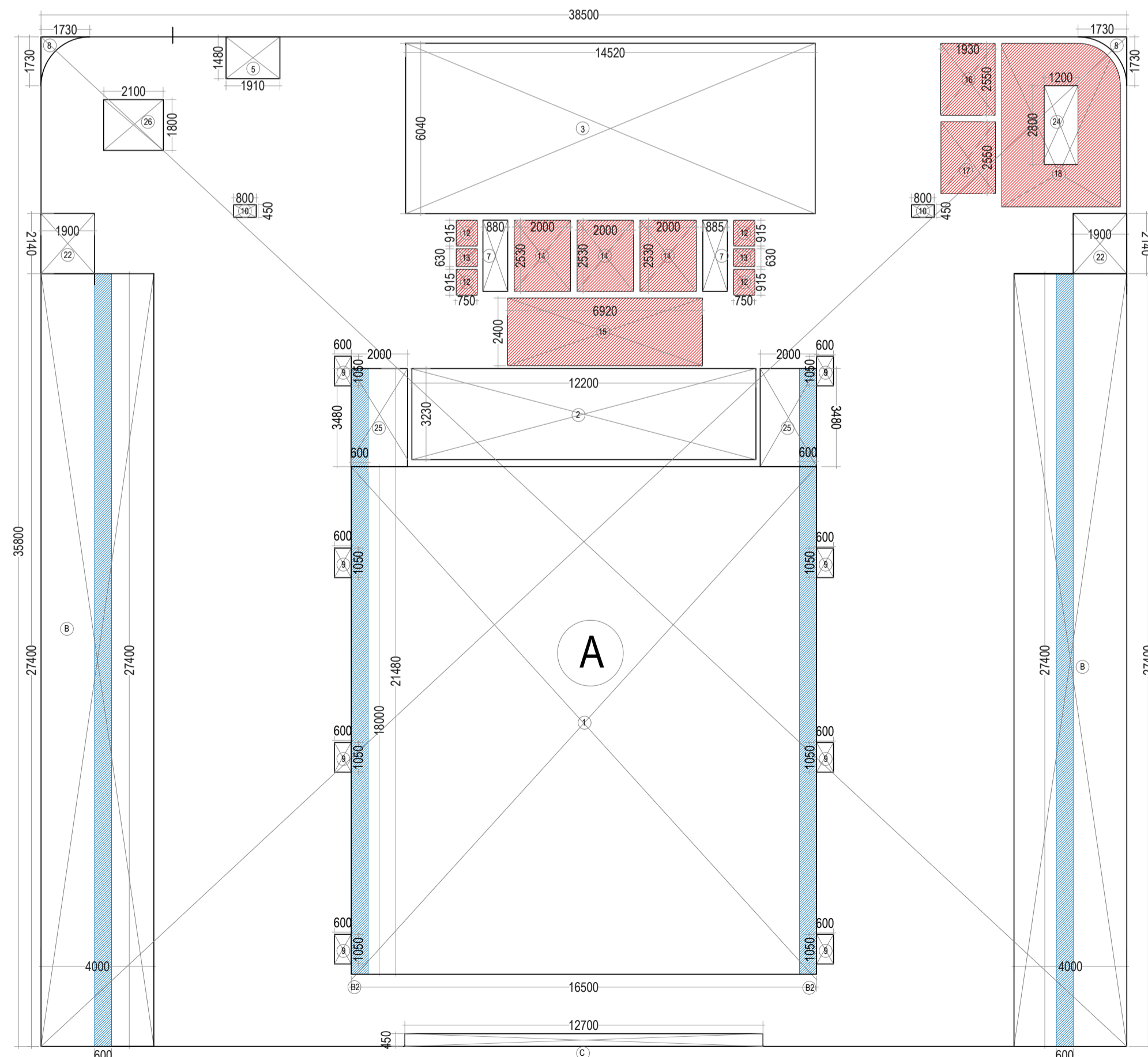
ARCHITECTS: SPACE DESIGN GROUP W-139, F.F GREATER KAILASH-I, NEW DELHI -48 PH: 011-29240732, 41631265



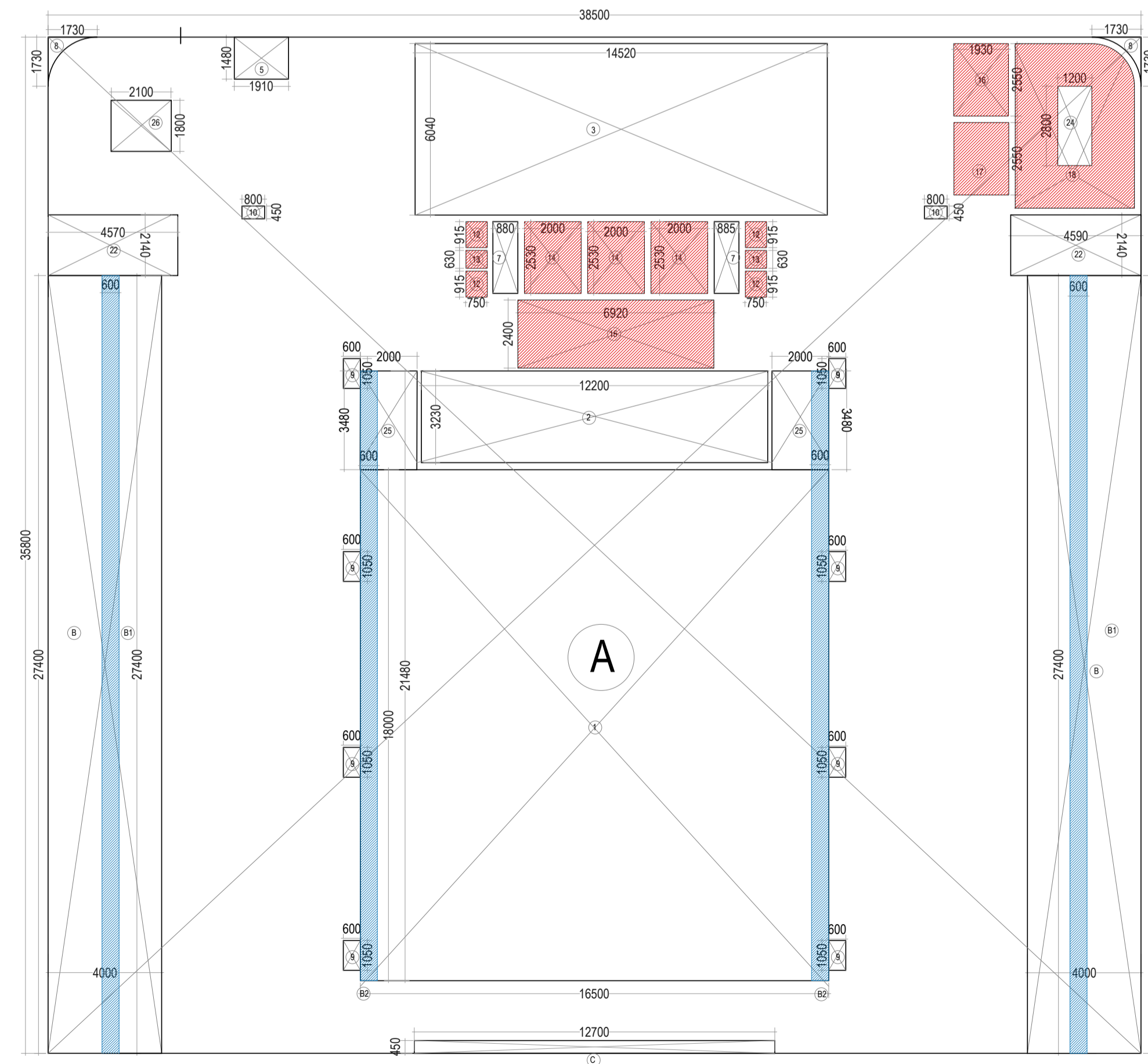
16TH FLOOR PLAN



17TH FLOOR PLAN



16TH FLOOR AREA ENVELOPE



17TH FLOOR AREA ENVELOPE

16TH FLOOR FAR AREA DETAIL						
S.NO	DESCRIPTION		AREA IN		No.s'	AREA IN
			SQM.			SQM.
A	DEDUCTION	38.5	X	35.8		1378.300
B		4.000	X	27.400		109.600
C		12.700	X	0.450		5.715
1		16.500	X	18.000		297.000
2		12.200	X	3.230		39.406
3		14.520	X	6.040		87.701
5		1.910	X	1.480		2.827
7		0.880	X	2.530		2.226
8	AREA AS PER PLINE					0.642
9		0.600	X	1.050		0.630
10		0.800	X	0.450		0.360
12		0.750	X	0.915		0.686
13		0.750	X	0.630		0.473
14		2.000	X	2.530		5.060
15		6.920	X	2.400		16.608
16		1.930	X	2.550		4.922
17		1.930	X	2.550		4.922
18	AREA AS PER PLINE					23.874
22		1.900	X	2.140		4.066
26		2.100	X	1.800		3.780
25		2.000	X	3.480		6.960
D	TOTAL DEDUCTION					758.372
E	FAR AREA [A-(B+C+D)]					619.928
ADDITIONAL BALCONY AREA BEYOND 1.5 MTR.						
B1		27.400	X	0.600		16.440
B2		21.480	X	0.600		12.888
TOTAL BALCONY AREA						
F	ADDITIONAL BALCONY AREA TAKEN IN FAR @25%					14.664
NET FAR AREA AT 16TH FLOOR (E+F)						
634.592						

16TH FLOOR 15% FACILITY AREA DETAIL						
S.NO.	DESCRIPTION		AREA IN		No.s'	AREA IN
			SQM.			SQM.
12		0.750	X	0.915		0.686
13		0.750	X	0.630		0.473
14		2.000	X	2.530		5.060
15		6.920	X	2.400		16.608
16		1.930	X	2.550		4.922
17		1.930	X	2.550		4.922
18	AREA AS PER PLINE					23.874
24		1.200	X	2.800		3.360
TOTAL 15% FACILITY AREA						
65.835						

17TH FLOOR FAR AREA DETAIL	
S.NO	DESCRIPTION
	AREA IN
	SQM.
A	DEDUCTION
B	
C	
1	
2	
3	
5	
7	
8	AREA AS PER PLINE
9	
10	
12	
13	
14	
15	
16	
17	
18	AREA AS PER PLINE
22	
26	
25	
D	TOTAL DEDUCTION
E	FAR AREA [A-(B+C+D)]
ADDITIONAL BALCONY AREA BEYOND 1.5 MTR.	
B1	
B2	
TOTAL BALCONY AREA	
F	ADDITIONAL BALCONY AREA TAKEN IN FAR @25%
NET FAR AREA AT 17TH FLOOR (E+F)	
629.124	

17TH FLOOR 15% FACILITY AREA DETAIL	
S.NO.	DESCRIPTION
	AREA IN
	SQM.
12	
13	
14	
15	
16	
17	
18	AREA AS PER PLINE
24	
TOTAL 15% FACILITY AREA	
65.835	

SUBMISSION DRAWING

PROJECT :
**PROPOSED COMMERCIAL COMPLEX
 ON PLOT No. SLC- 3/3 SECTOR ALPHA II
 COMMERCIAL BELT,
 GREATER NOIDA, U. P.**

CLIENT : VDM

SHEET TITLE :
16TH & 17TH FLOOR

DATE : 04-02-26 DRG.NO : SD-10

SCALE : 1:150 NORTH:

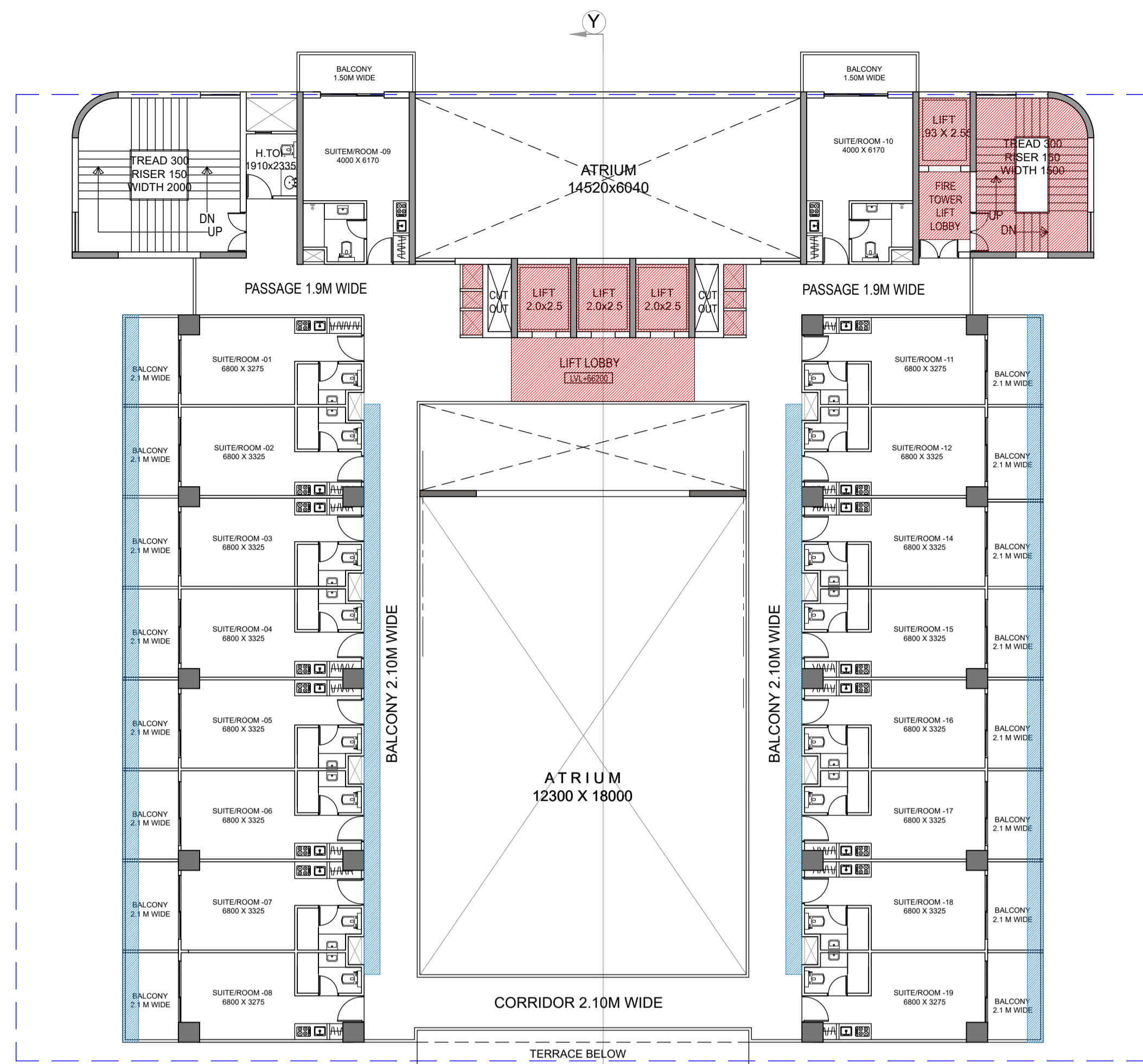
OWNER'S SIGN ARCHITECT'S SIGN

SANJEEV KUMAR Digitally signed by SANJEEV KUMAR Date: 2026.02.16 20:26:43 +05'30'

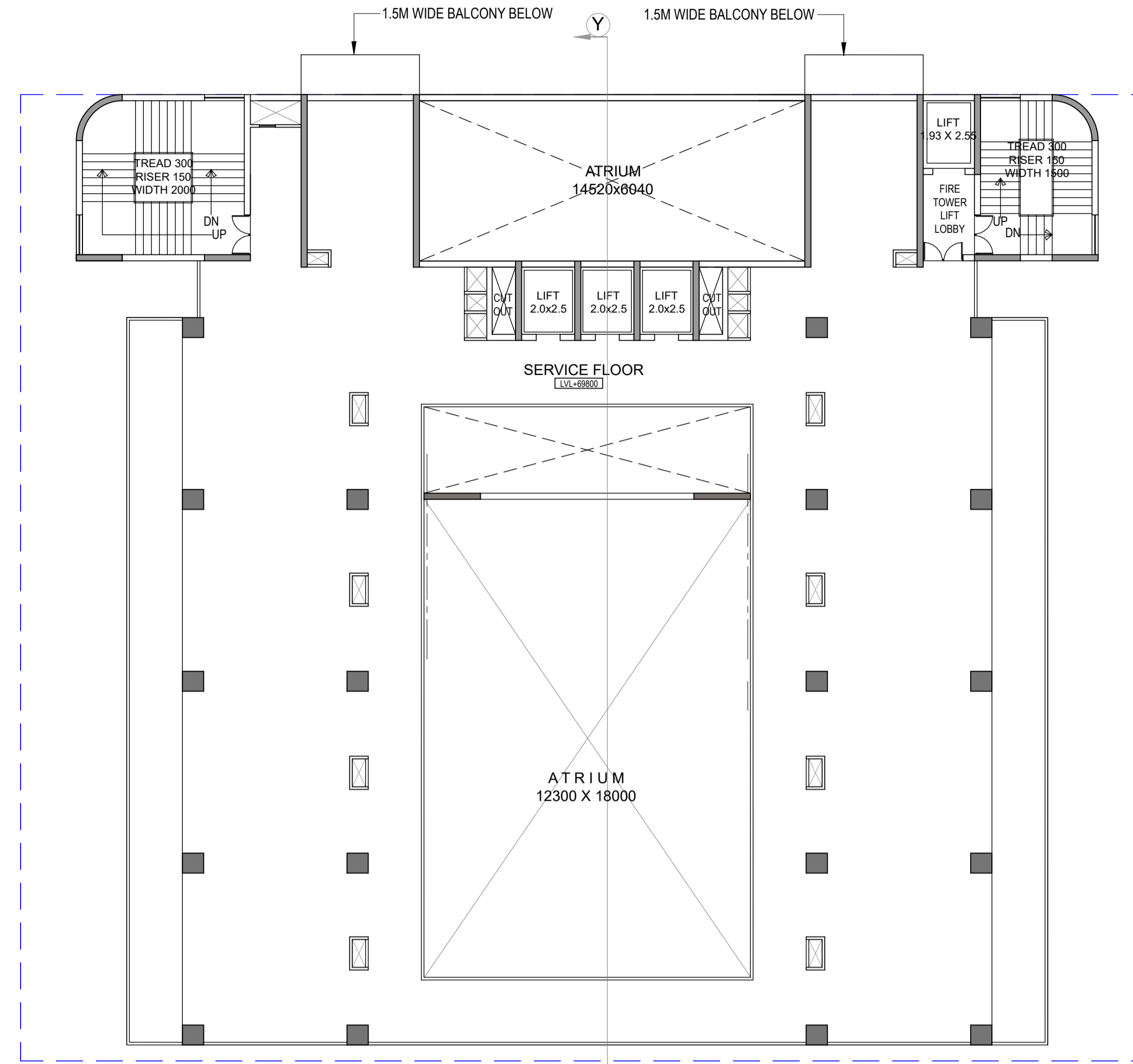
CHANDER MOHAN Digitally signed by CHANDER MOHAN Date: 2026.02.17 10:52:05 +05'30'

ARCHITECTS:
SPACE DESIGN GROUP
 W-139, F.F GREATER KAILASH-I, NEW DELHI -48
 PH: 011-29240732 , 41631265

Amit Varma Digitally signed by Amit Varma Date: 2026.02.17 12:32:08 +05'30'

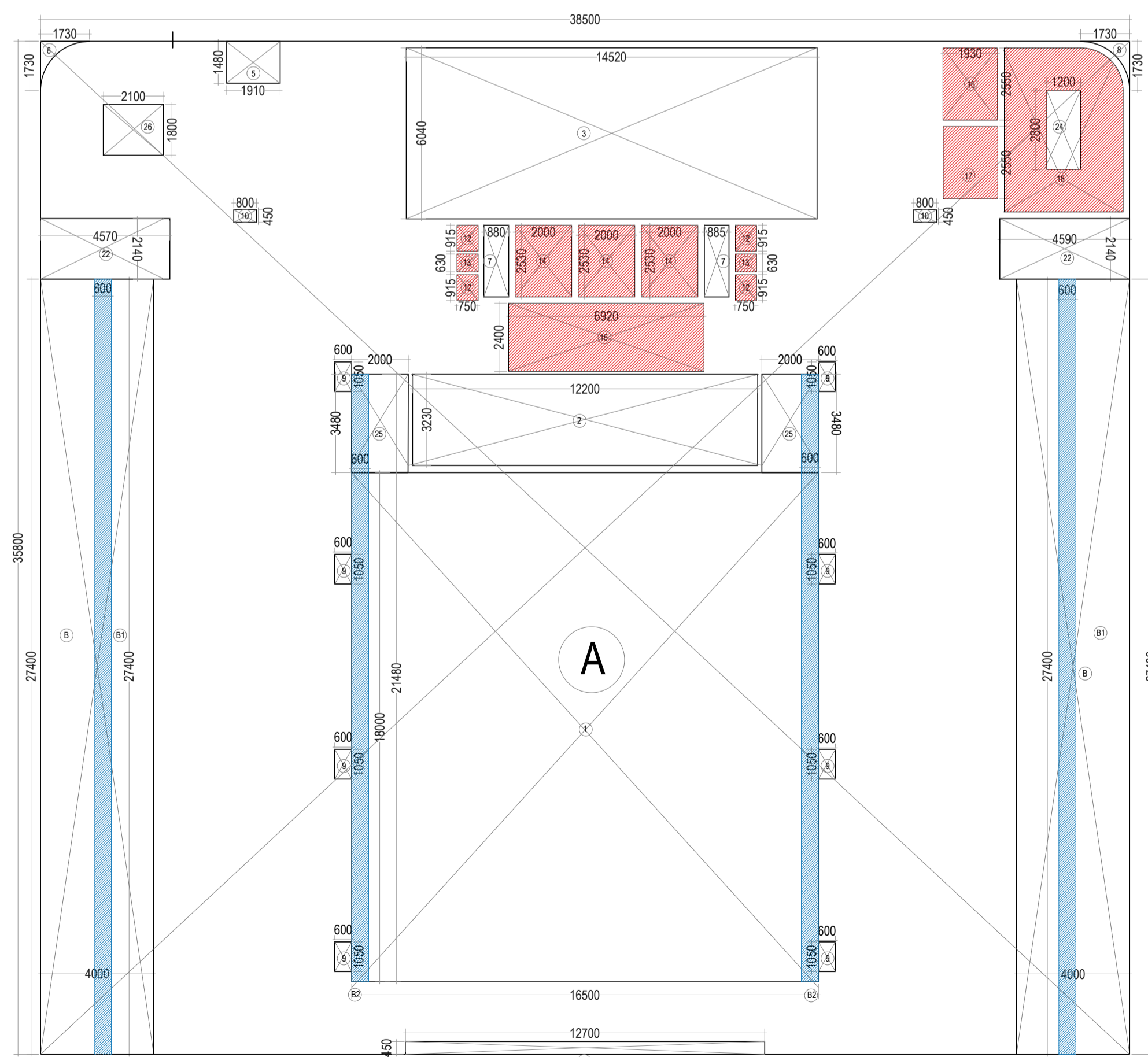


18TH FLOOR PLAN

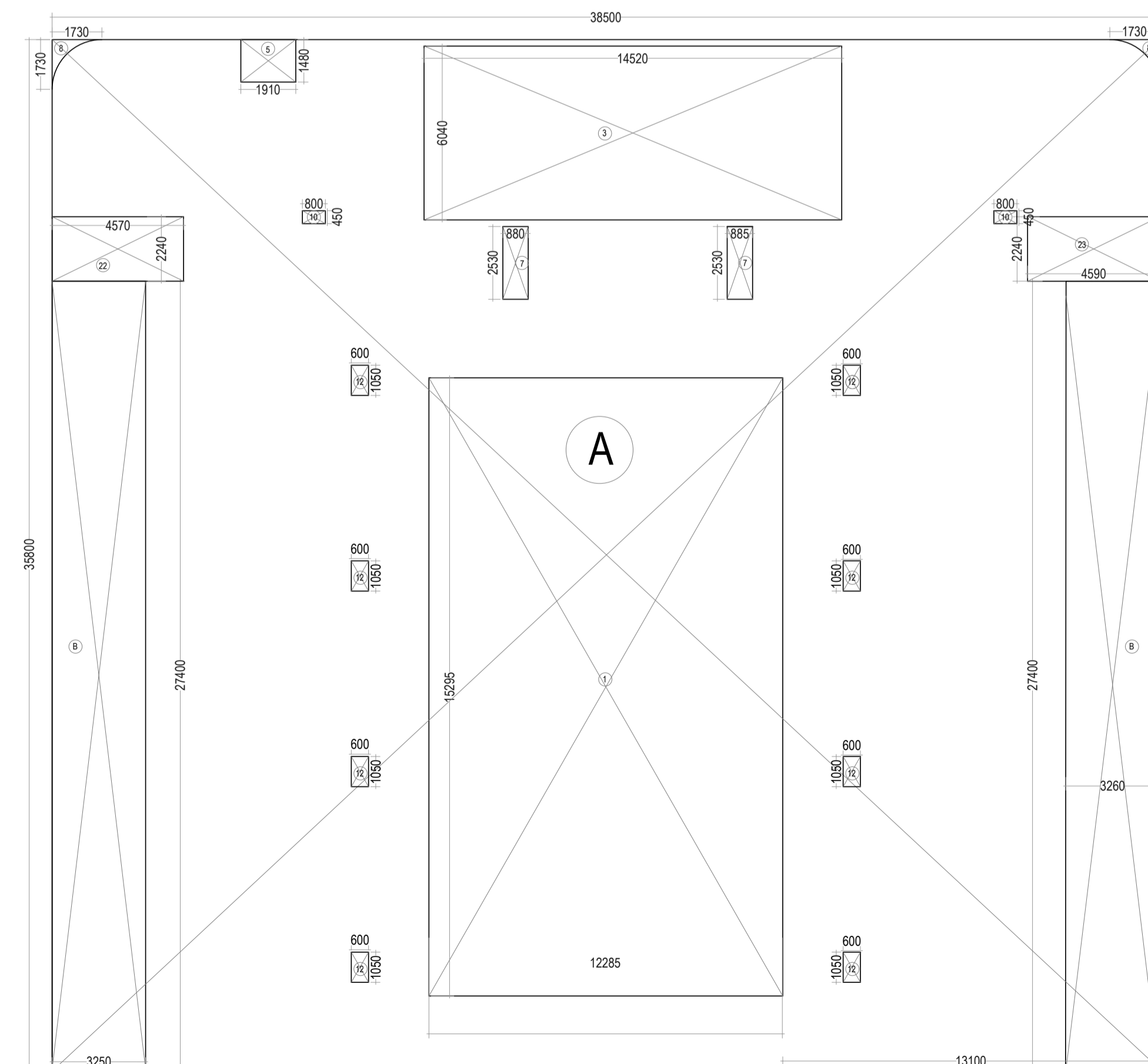


19TH FLOOR PLAN

18TH FLOOR FAR AREA DETAIL					
S.NO	DESCRIPTION		AREA IN SQM.	No.s'	AREA IN SQM.
A	38.5	X	35.8	X	1378.300
DEDUCTION					
B	4.000	X	26.655	X	213.240
C	12.700	X	0.450	X	5.715
1	16.500	X	18.000	X	297.000
2	12.200	X	3.230	X	39.406
3	14.520	X	6.040	X	87.701
5	1.910	X	1.480	X	2.827
7	0.880	X	2.530	X	2.453
8	AREA AS PER PLINE		0.642	X	2.184
9	0.600	X	1.050	X	5.040
10	0.800	X	0.450	X	0.720
12	0.750	X	0.915	X	2.745
13	0.750	X	0.630	X	0.945
14	2.000	X	2.530	X	15.180
15	6.920	X	2.400	X	16.608
16	1.930	X	2.550	X	4.922
17	1.930	X	2.550	X	4.922
18	AREA AS PER PLINE		23.874	X	23.874
22	4.570	X	2.140	X	19.560
26	2.100	X	1.800	X	3.780
25	2.000	X	3.480	X	13.920
D	TOTAL DEDUCTION				763.840
E	FAR AREA [A-(B+C+D)]				614.460
ADDITIONAL BALCONY AREA BEYOND 1.5 MTR.					
B1	27.400	X	0.600	X	32.880
B2	21.480	X	0.600	X	25.776
TOTAL BALCONY AREA					
58.656					
ADDITIONAL BALCONY AREA TAKEN IN FAR @25%					
14.664					
NET FAR AREA AT 18TH FLOOR (E+F)					
629.124					
18TH FLOOR 15% FACILITY AREA DETAIL					
S.NO.	DESCRIPTION		AREA IN SQM.	No.s'	AREA IN SQM.
12	0.750	X	0.915	X	2.745
13	0.750	X	0.630	X	0.945
14	2.000	X	2.530	X	15.180
15	6.920	X	2.400	X	16.608
16	1.930	X	2.550	X	4.922
17	1.930	X	2.550	X	4.922
18	AREA AS PER PLINE		23.874	X	23.874
24	1.200	X	2.800	X	3.360
TOTAL 15% FACILITY AREA					
65.835					



18TH FLOOR AREA ENVELOPE



19TH FLOOR AREA ENVELOPE

19TH FLOOR NON FAR AREA DETAIL					
S.NO.	DESCRIPTION		AREA IN SQM.	No.s'	AREA IN SQM.
A	38.5	X	35.8	X	1378.300
B	3.250	X	27.400	X	178.100
1	12.285	X	15.295	X	187.899
3	14.520	X	6.040	X	87.701
5	1.910	X	1.480	X	2.827
7	0.880	X	2.530	X	2.453
8	AREA AS PER PLINE		0.642	X	2.184
10	0.800	X	0.450	X	0.720
12	0.600	X	1.050	X	5.040
22	4.570	X	2.240	X	10.237
23	4.590	X	2.240	X	10.282
D	TOTAL DEDUCTION				488.542
NON FAR AREA [A-(B+C)]					
889.758					
NET NON FAR AREA AT 19TH FLOOR					
889.758					

Amit Varma
Digitally signed by Amit Varma
Date: 2026.02.17 12:32:41 +05'30'

SUBMISSION DRAWING

PROJECT : PROPOSED COMMERCIAL COMPLEX ON PLOT No. SLC- 3/3 SECTOR ALPHA II COMMERCIAL BELT, GREATER NOIDA, U. P.

CLIENT : VDM

SHEET TITLE : 18TH FLOOR & 19TH FLOOR

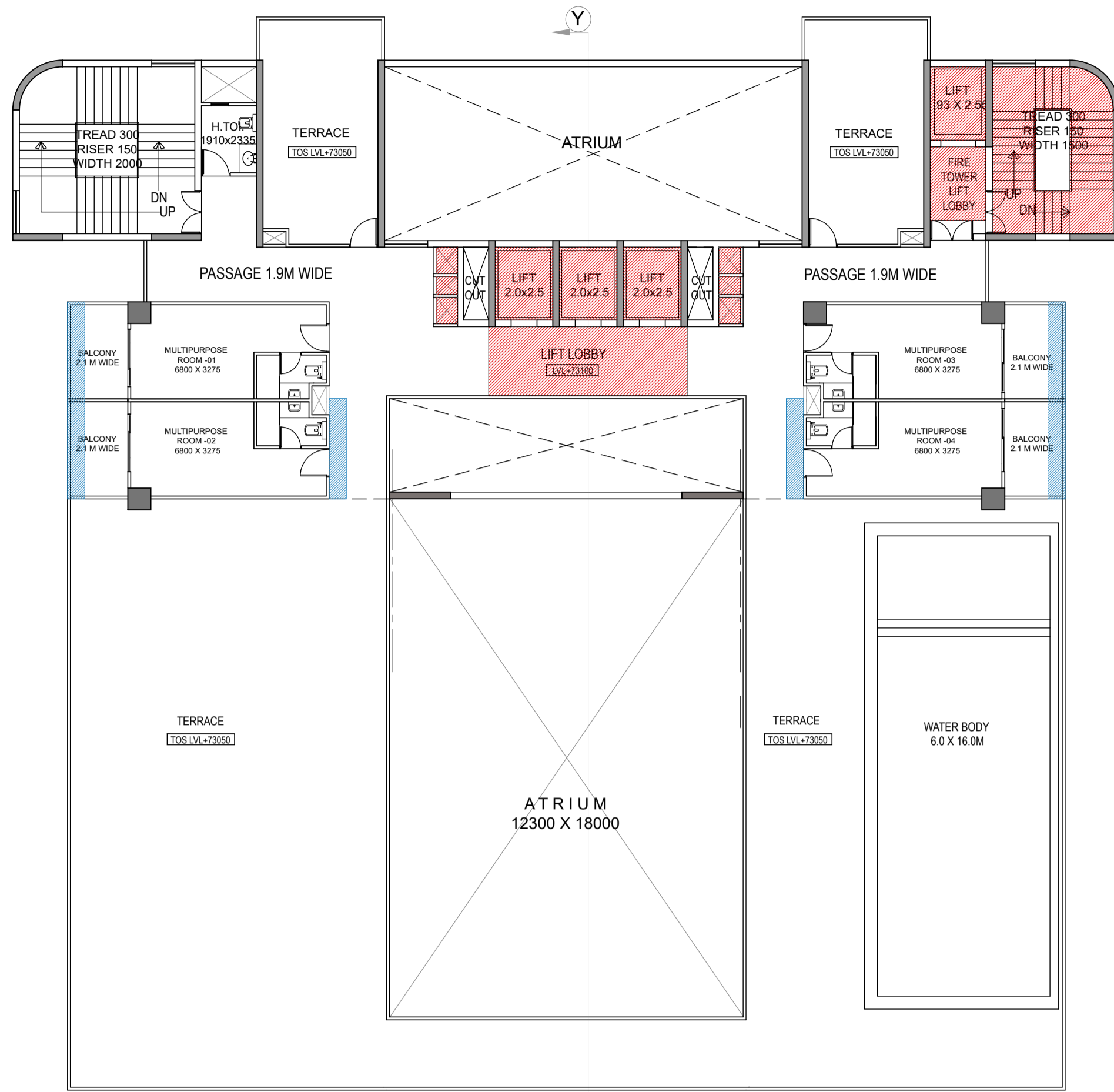
DATE : 04-02-26 DRG.NO : SD-11

SCALE : 1:150 NORTH:

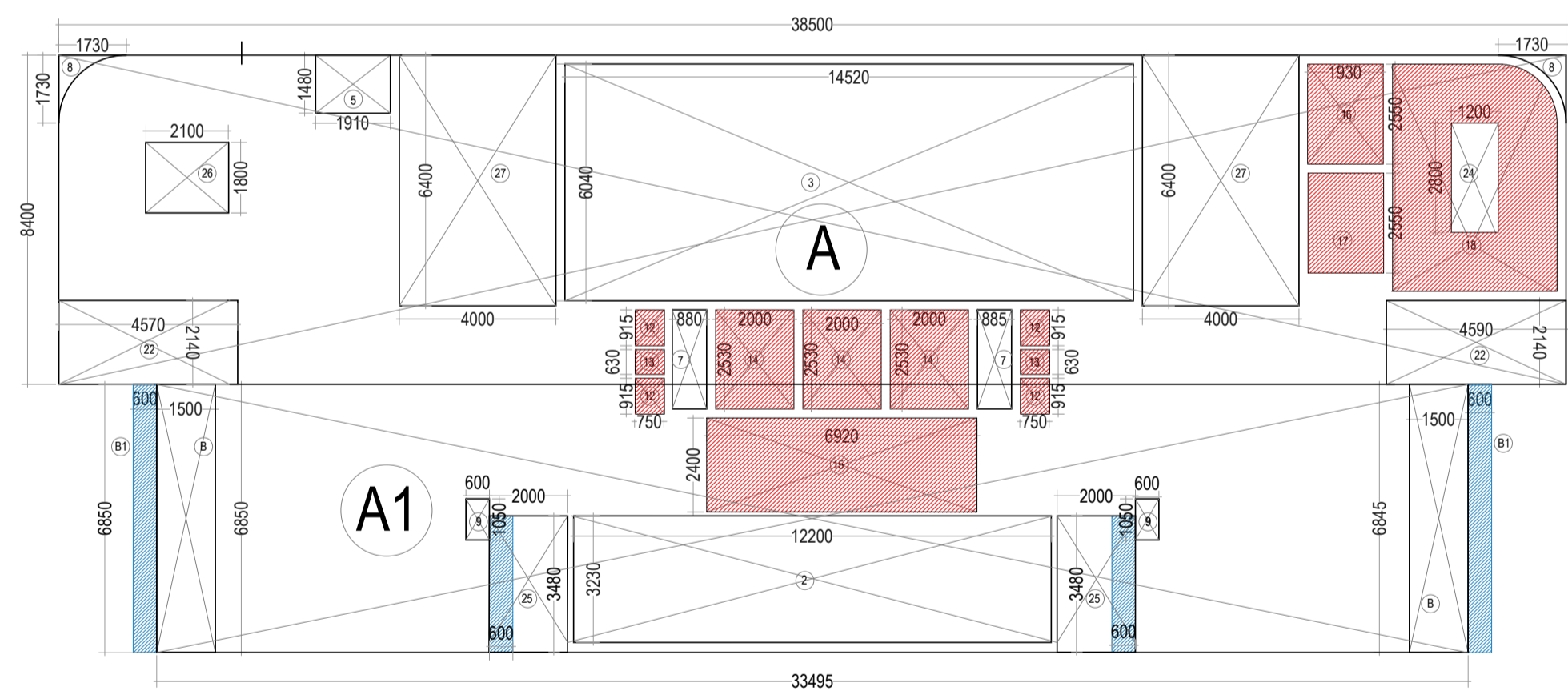
OWNER'S SIGN: SANJEEV KUMAR
Digitally signed by SANJEEV KUMAR Date: 2026.02.16 20:28:50 +05'30'

ARCHITECT'S SIGN: CHANDE R MOHAN
Digitally signed by CHANDE R MOHAN Date: 2026.02.17 10:53:42 +05'30'

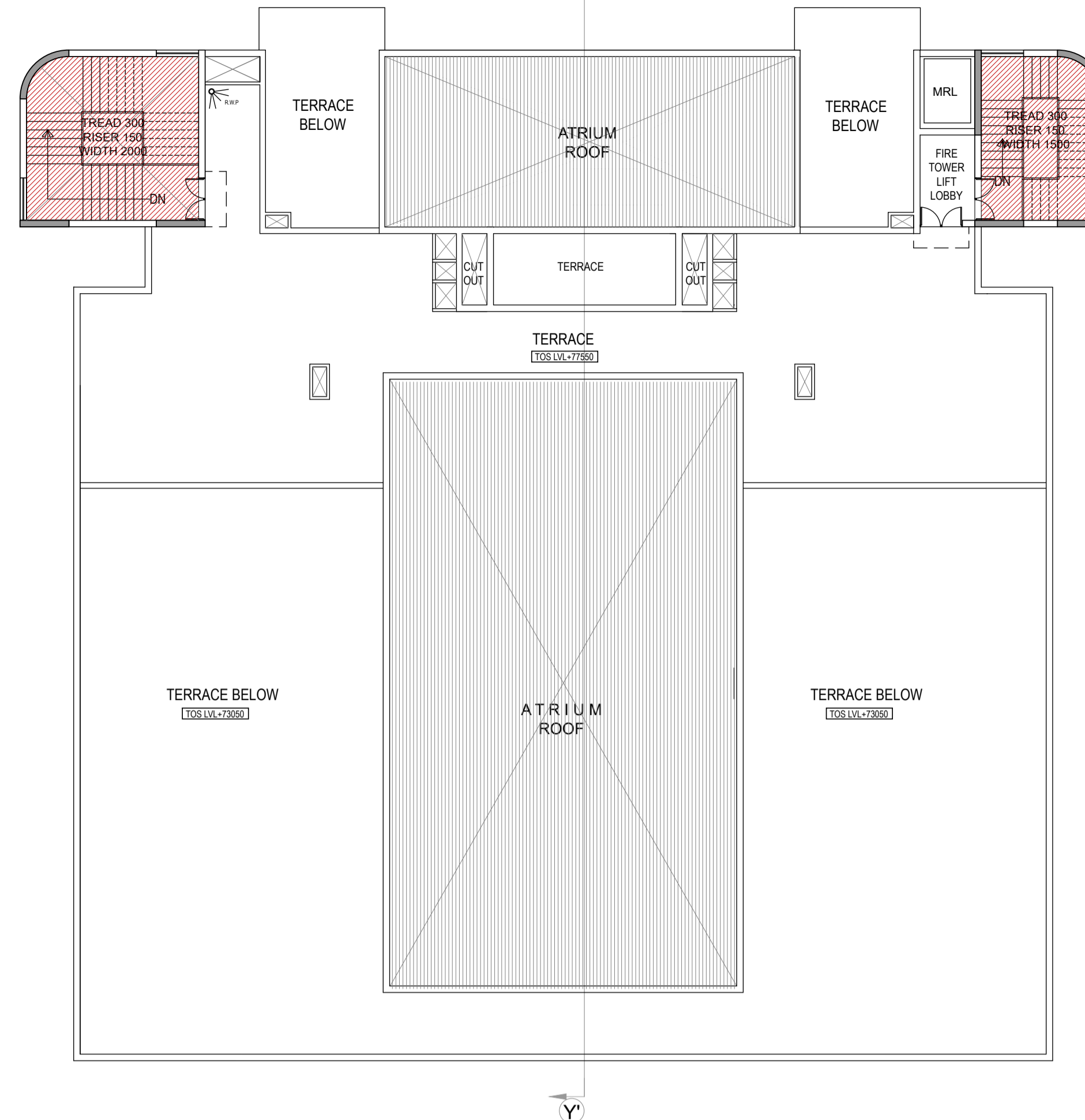
ARCHITECTS: SPACE DESIGN GROUP
W-139, F.F GREATER KAILASH-I, NEW DELHI -48
PH: 011-29240732 , 41631265



20TH FLOOR PLAN



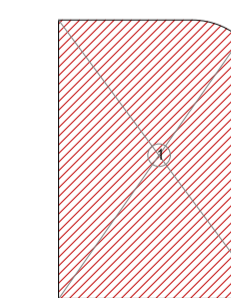
20TH FLOOR AREA ENVELOPE



TERRACE FLOOR PLAN



MUMTY FLOOR AREA ENVELOPE



OHT AREA ENVELOPE

20TH FLOOR FAR AREA DETAIL				
S.NO	DESCRIPTION	AREA IN SQM.	No.s'	AREA IN SQM.
A	38.500	X	8.400	323.400
A1	33.495	X	6.850	229.441
TOTAL COVERED AREA				552.841
DEDUCTION				
B	1.500	X	6.850	10.275
2	12.200	X	3.230	39.406
3	14.520	X	6.040	87.701
5	1.910	X	1.480	2.827
7	0.880	X	2.530	2.226
8	AREA AS PER PLINE			0.642
9	0.600	X	1.050	0.630
12	0.750	X	0.915	0.686
13	0.750	X	0.630	0.473
14	2.000	X	2.530	5.060
15	6.920	X	2.400	16.608
16	1.930	X	2.550	4.922
17	1.930	X	2.550	4.922
18	AREA AS PER PLINE			23.874
22	4.570	X	2.140	9.780
25	2.000	X	3.480	6.960
26	2.100	X	1.800	3.780
27	4.000	X	6.400	25.600
TOTAL DEDUCTION				315.135
FAR AREA [C-(B+D)]				237.706
ADDITIONAL BALCONY AREA BEYOND 1.5 MTR.				
B1	0.600	X	6.850	4.110
B2	0.600	X	4.570	2.742
TOTAL BALCONY AREA				13.704
ADDITIONAL BALCONY AREA TAKEN IN FAR @25%				3.426
NET FAR AREA AT 20TH FLOOR (E+F)				241.132
20TH FLOOR 15% FACILITY AREA DETAIL				
S.NO.	DESCRIPTION	AREA IN SQM.	No.s'	AREA IN SQM.
12	0.750	X	0.915	0.686
13	0.750	X	0.630	0.473
14	2.000	X	2.530	5.060
15	6.920	X	2.400	16.608
16	1.930	X	2.550	4.922
17	1.930	X	2.550	4.922
18	AREA AS PER PLINE			23.874
24	1.200	X	2.800	3.360
TOTAL 15% FACILITY AREA				65.835

TERRACE FLOOR 15% FACILITY AREA DETAIL				
S.NO.	DESCRIPTION	AREA IN SQM.	No.s'	AREA IN SQM.
1	AREA AS PER PLINE	24.941	X	1
2	AREA AS PER PLINE	34.895	X	1
TOTAL 15% FACILITY AREA				34.895

OHT 15% FACILITY AREA DETAIL				
S.NO.	DESCRIPTION	AREA IN SQM.	No.s'	AREA IN SQM.
1	AREA AS PER PLINE	24.941	X	1
TOTAL 15% FACILITY AREA				24.941

Amit Varma
 Digitally signed by Amit Varma
 Date: 2026.02.17 12:33:09 +05'30'

SUBMISSION DRAWING

PROJECT : PROPOSED COMMERCIAL COMPLEX ON PLOT No. SLC- 3/3 SECTOR ALPHA II COMMERCIAL BELT, GREATER NOIDA, U. P.
 CLIENT : VDM

SHEET TITLE : 20TH & TERRACE FLOOR


DATE : 04-02-26 DRG.NO : SD-12

SCALE : 1:150 NORTH:

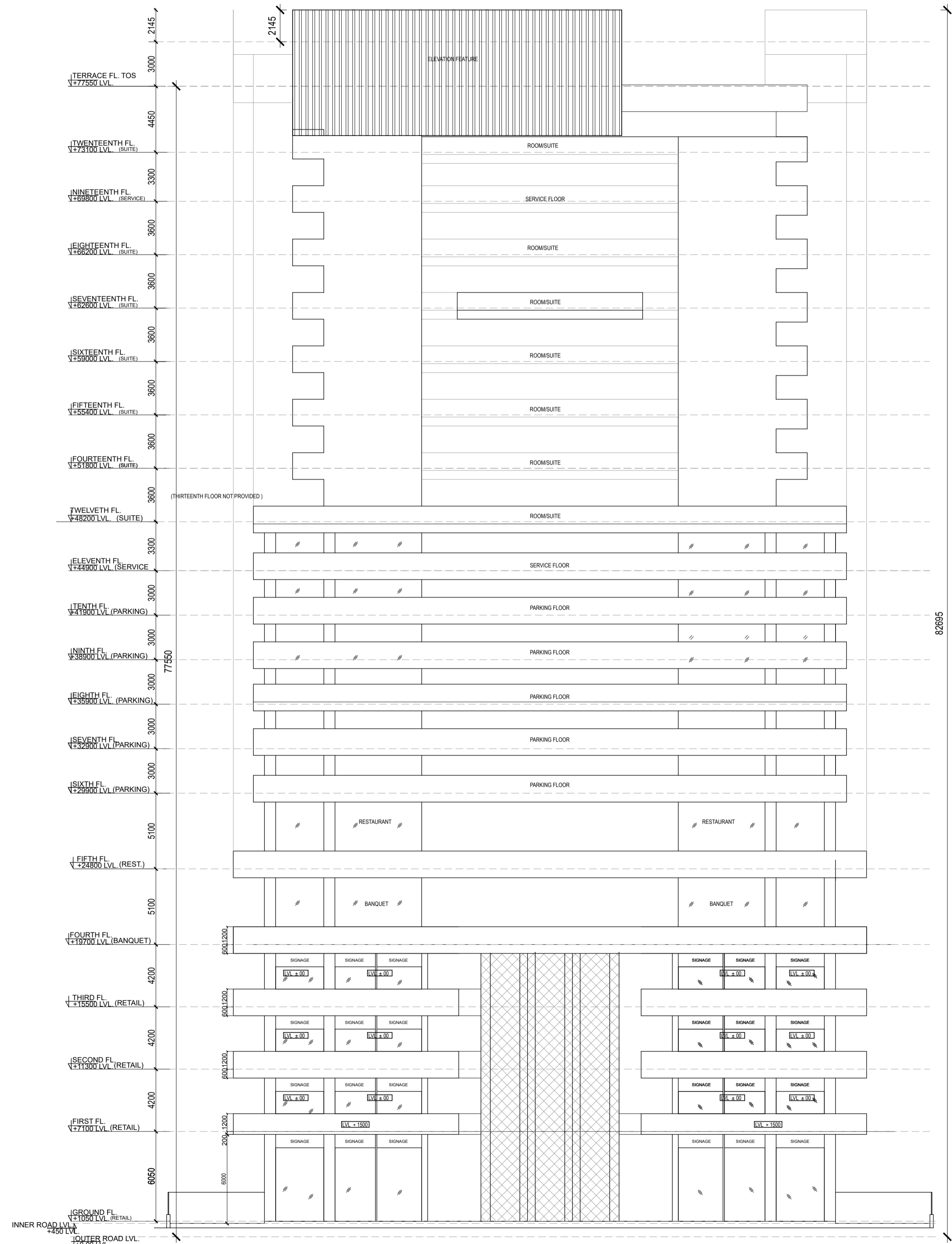
OWNER'S SIGN: **SANJEEV KUMAR** Digitally signed by SANJEEV KUMAR Date: 2026.02.16 20:30:45 +05'30'

ARCHITECT'S SIGN: **CHANDE R MOHAN** Digitally signed by CHANDER MOHAN Date: 2026.02.17 10:55:13 +05'30'

ARCHITECTS: **SPACE DESIGN GROUP**
 W-139, F.F GREATER KAILASH-I, NEW DELHI -48
 PH: 011-29240732, 41631265




SIDE ELEVATION




FRONT ELEVATION

Amit Varma Digitally signed by Amit Varma Date: 2026.02.17 12:33:38 +05'30'

SUBMISSION DRAWING	
PROJECT : PROPOSED COMMERCIAL COMPLEX ON PLOT No. SLC- 3/3 SECTOR ALPHA II COMMERCIAL BELT, GREATER NOIDA, U. P.	
CLIENT : VDM	
SHEET TITLE : ELEVATIONS	
DATE : 04-02-26	DRG.NO : SD-13
SCALE : 1:200	NORTH:
OWNER'S SIGN SANJEEV KUMAR	ARCHITECT'S SIGN CHANDER MOHAN
ARCHITECTS: SPACE DESIGN GROUP W-139, F.F GREATER KAILASH-I, NEW DELHI -48 PH: 011-29240732 , 41631265	



SECTION YY'



SECTION XX'

Amit Varma
 Digitally signed by Amit Varma
 Date: 2026.02.17 12:34:11 +05'30'

SUBMISSION DRAWING	
PROJECT : PROPOSED COMMERCIAL COMPLEX ON PLOT No. SLC- 3/3 SECTOR ALPHA II COMMERCIAL BELT, GREATER NOIDA, U. P. CLIENT : VDM	
SHEET TITLE : SECTIONS	
DATE : 04-02-26	DRG.NO : SD-14
SCALE : 1:200	NORTH:
OWNER'S SIGN	ARCHITECT'S SIGN
SANJEEV KUMAR Digitally signed by SANJEEV KUMAR Date: 2026.02.16 20:34:40 +05'30'	CHANDER MOHAN Digitally signed by CHANDER MOHAN Date: 2026.02.17 10:58:35 +05'30'
ARCHITECTS: SPACE DESIGN GROUP W-139, F.F GREATER KAILASH-I, NEW DELHI -48 PH: 011-29240732 , 41631265	