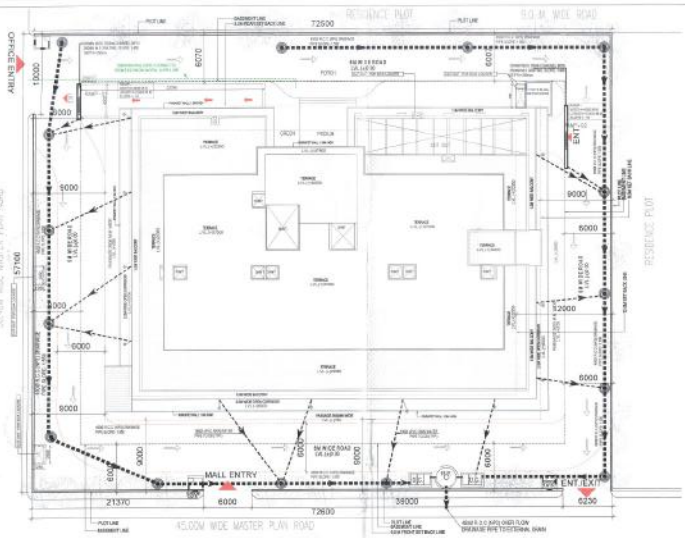

SITE PLAN

AREA STATEMENT

SH.NO.	DESCRIPTION	PERMISSIBLE AREA IN SQ.M.	PROPOSED AREA IN SQ.M.
01	TOTAL AREA OF PLOT	4138.61	
02	PERMISSIBLE GROUND COVRAGE (40%)	1655.44	1655.407
03	PERMISSIBLE F.A.R. @1.75	7242.6	10838.095
04	PURCHASED F.A.R.	3595.5	
05	**TOTAL F.A.R. (PERMISSIBLE)**	10838.095	
06	PROPOSED GROUND COVERAGE	1655.407	
07	TOTAL PURCHASED AREA	3595.495	
	PROPOSED AREA STATEMENT		
04	COVRED AREA OF GROUND FLOOR		1655.407
05	COVD. AREA OF MEZZANINE FLOOR		398.500
06	COVRED AREA OF IST FLOOR		1432.884
07	COVRED AREA OF 2ND FLOOR		1426.692
08	COVRED AREA OF 3RD FLOOR		1426.692
09	COVRED AREA OF 4TH FLOOR		1426.692
10	COVRED AREA OF 5TH FLOOR		767.807
11	COVRED AREA OF 6TH FLOOR		767.807
12	COVRED AREA OF 7TH FLOOR		767.807
13	COVRED AREA OF 8TH FLOOR		767.807
	TOTAL		10838.095
	BASEMENT AREA STATEMENT		
14	1ST BASEMENT LEVEL		2727.00
15	2ND BASEMENT LEVEL		2727.00
16	TOTAL		5454.000
	PROPOSED PARKING		
	FLOOR'S	PROPOSED	TWO WHEELAR
17	GROUND LEVEL	19	
18	1ST BASEMENT LEVEL	114	
19	2ND BASEMENT LEVEL	69	
	TOTAL	202	

NOTE :-
THIS DEVELOPMENT HAVE BEEN CONCEIVED DESIGNED AND DRAFTED ON THE BASIS OF THE FOLLOWING PARAMETERS :-
1. ALL USABLE OFFICE SPACES/RETAIL SPACES/ONE SHOPPING AREAS ENTERTAINMENT AND ATRIUM WILL BE CENTRALLY AIR CONDITIONED THEREFORE NO PROVISION HAS BEEN MADE FOR NATURAL VENTILATION OF SPACES.

2. ALL TOILETS/ KITCHENS WILL BE MECHANICALLY VENTILATED. CONDITIONED AIR FROM THE FLOOR WILL BE SUCKED IN TO THE TOILETS/KITCHENS AND VENTED OUT THROUGH A VENT SHAFT.

3. ALL SPACES (OFFICE SPACES RETAIL SPACES, SERVICE AREAS, PARKING, BASEMENT ETC) WILL BE ARTIFICIALLY LIT. ANY NATURAL LIGHT WHICH IS AVAILABLE IN THE OFFICE SPACES IS ONLY INCIDENTAL AND NOT ESSENTIAL TO THE FUNCTIONING OF THE BUILDING.

4. 100% STANDBY GENERATING CAPACITY WILL BE PROVIDED FOR THE ENTIRE ELECTRICAL REQUIREMENT OF THE TOTAL SCHEME. THIS THEREFORE INCLUDES STANDBY GENERATION FOR ALL COMMON SERVICES, FIRE SERVICES, LIFTS ETC. AS ALSO THE ENTIRE ELECTRICAL LOAD FOR VENTILATION AIR CONDITIONING, LIGHTS ALL OFFICE EQUIPMENT.

BASEMENT WILL BE ARTIFICIALLY VENTIL

THIS BUILDING WILL BE SPRINKLED AS PE NBC NORMS.

NOTE

1. THE MULBA DURING THE CONSTRUCTION WILL REMOVED ON NEAREST BASIS. IF THE SAME IS NE DONE IN THAT CASE THE LOCAL BODY SHALL PA THE MULBA AND THE COST SHALL BE BORNE BY T OWNER OF THE PLOT.
2. DURING CONSTRUCTION, IT IS MANDATORY TO PART OF THE OWNER TO PROPERLY SCREEN THE CONSTRUCTION SITE OFF THE MAIN ROAD BY ME OF PROTECTION SCREEN WALL NOT LESS THAN 3 HEIGHT FROM GROUND LEVEL WHICH IS TO BE T TO AVOID UPLEASANT LOOK FROM ADJACENT FACADES OF THE BUILDING TO ENSURE THAT NO FALLING MATERIAL REMAINS WITHIN THE PROPE AREA.
3. NOISE RELATED ACTIVITIES WILL NOT BE TAK FOR CONSTRUCTION AT NIGHT AFTER 10 P.M.

PLUMBING LEGEND	SYMBOL
WATER METER WITH CHAMBER	
CIRCULAR MANHOLE FOR SW DRAINAGE	
DE-SILTING CHAMBER	
RECHARGE WELL	

PARKING DETAIL :-
REQUIRED :-
PARKING REQUIREMENT SECTOR SHOPPING AREA 100 SQM./ECS=1.3
SECTOR SHOPPING AREA (GROUND+MEZZ.+1ST)
=1655.407+398.500+1432.884 SQ.M
TOTAL SECTOR SHOPPING AREA =3486.791 SQ.M.
PARKING REQUIRED =3486.791X1.3/100
TOTAL (A) =45.32 SAY 53 ECS
PARKING REQUIREMENT OFFICE AREA 100 SQM./ECS=2
TOTAL OFFICE COMPLEX AREA =7251.884 SQ.M.
PARKING REQUIRED =7251.3042/100
TOTAL (B) =147.026 SAY 148ECS
(TOTAL PARKING REQUIRED A+B) =53+148 = 201 ECS
PROPOSED PARKING = 202 ECS

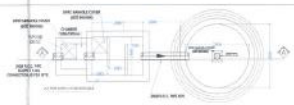

PLAN OF DE-SILTING CHAMBER & SINGLE BORE RECHARGE WELL

KEY PLAN

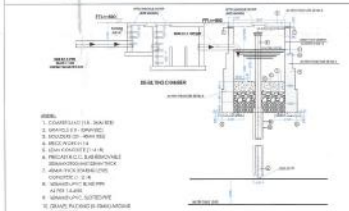

EARTH QUAKE CERTIFICATE

1. CERTIFICATE THAT THE BUILDING PLANS SUBMITTED FOR APPROVAL SATISFY THE SAFETY REQUIREMENTS AS STIPULATED UNDER CLAUSE 18 OF BUILDING BYE-LAWS, 1983 AND THE INFORMATION GIVEN IS THEREIN IS FACTUALLY CORRECT TO THE BEST OF OUR KNOWLEDGE AND UNDERSTANDING.
2. IT IS ALSO CERTIFIED THAT THE STRUCTURAL DESIGN INCLUDING SAFETY FROM NATURAL HAZARDS NO SOIL CONDITION HAS BEEN DULY INCORPORATED IN THE DESIGN OF THE BUILDING AND THESE PROVISION SHALL BE ADHERED TO DURING THE CONSTRUCTION.

SIGN OF OWNER & DATE
NAME IN BLOCK LETTERS
ADDRESS

STRUCTURAL
NAME IN BLOCK LETTER
ADDRESS

ARCHITECT
NAME IN BLOCK LETTERS
ADDRESS

SUBMISSION DRAWING

PROJECT :-
PROPOSED SECTOR SHOPPING CUM OFFICE COMPLEX AT SECTOR E-3,TAJ NAGRI PHASE-II, FATEHABAD ROAD, AGRA
M/s SHREE RIDDHI SIDDHI CONSTRUCTIONS

DRAWING TITLE :-
SITE PLAN

GRID
119, NEW MANGLAPURI
MEHRAULI-GURGAON ROAD, NEW DELHI-30
TEL. 26809974,75,76 FAX. 26809584
E MAIL - info@gridpk.com

ARCHITECT

OWNER
For Shree Riddhi Siddhi Construction
Partner

DRG. NO.	SB/A-01/16
DATE	20-06-2016
SCALE	1:200

N