



#### Residential area (podium level)

- 11 Plumeria court with fragrance garden
- 13 Water cascade
- 15 Kids play area
- 17 Yoga/ Meditation garden with pavilion & platforms
- 18 Swimming pool area entrance through portals
- 19 Pool deck with pergola covering for loungers
- 20 Main swimming pool


- 12 Garden pavilion with sitting (2 nos.)
- 14 Fire tender route (6 m wide) with jogging track (2 m wide)
- 16 Elders zone with sitting
- 21 Kids pool





## Legends

### Hard landscape

Description	
Internal driveway Finished in interlocking pavers	
Drop-off accent paving Finished in granite stone	
2.0 m wide jogging track in 6.0 m wide fire tender route	
Stepping stones	
Synthetic surface for kids play area	
External grade deck Wood for pool deck	
Water feature finished in glazed Ceramic tiles in blue colour	
Seats in natural stones	
Sculpture	
Entry/ Exit points	

### Soft landscape:

Description	
Planting bed/ planter	
Lawn	
Ornamental foliage/ flowering trees	
Ornamental palm trees	
PARKING STATISTICS	

## Legends

### Residential area (ground level)

- 1 Entrance/ Exit gate complex
- 4 Drop-off area
- 7 Half basketball court

- 2 Entrance plaza
- 5 Ramp to podium level

- 3 Water feature
- 6 Badminton court

### Commercial area

- 8 Drop-off area



- 9 Entrance plaza

- 10 Water feature

## Site Plan



## APARTMENTS... AT A GLANCE

Apartment Category	Accommodation	Colour Code
Type - A Area - 995 Sq. Ft.	2 BEDROOMS + DRAWING + DINING + KITCHEN + 2 TOILETS + STORE	
Type - B Area - 1165 Sq. Ft.	2 BEDROOMS + DRAWING + DINING + KITCHEN + 2 TOILETS + STUDY + STORE	
Type - C Area - 1425 Sq. Ft.	3 BEDROOMS + DRAWING + DINING + KITCHEN + 3 TOILETS + STORE	