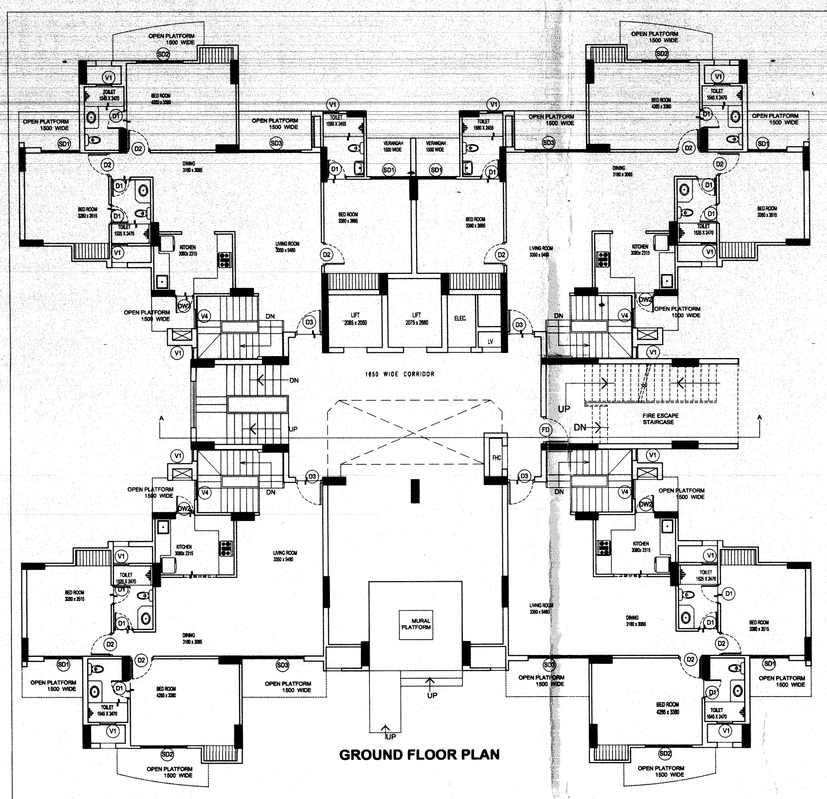

GROUND FLOOR PLAN

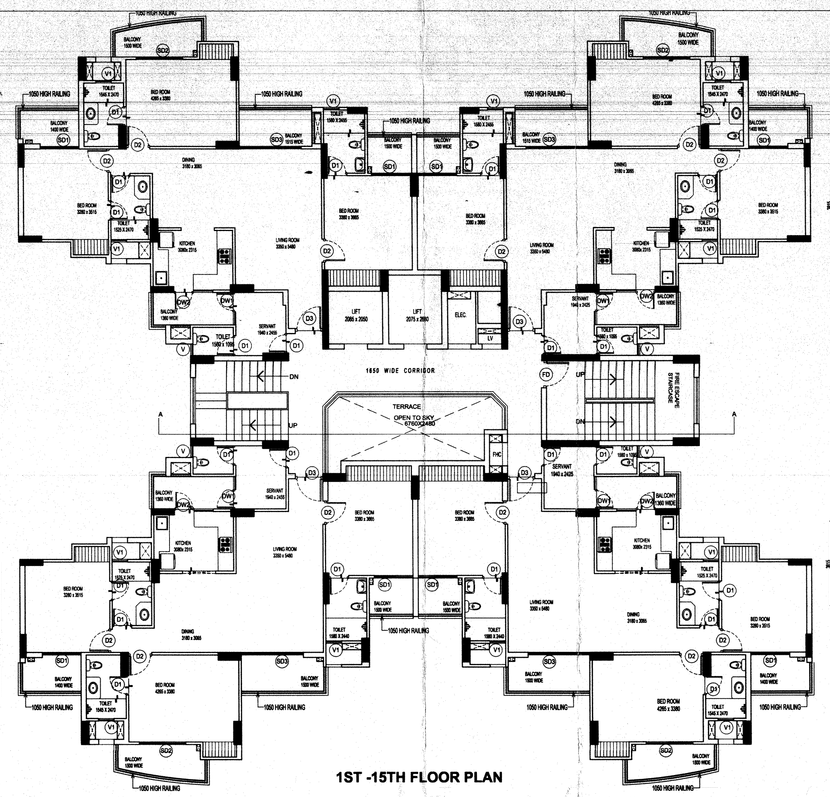

1ST -15TH FLOOR PLAN

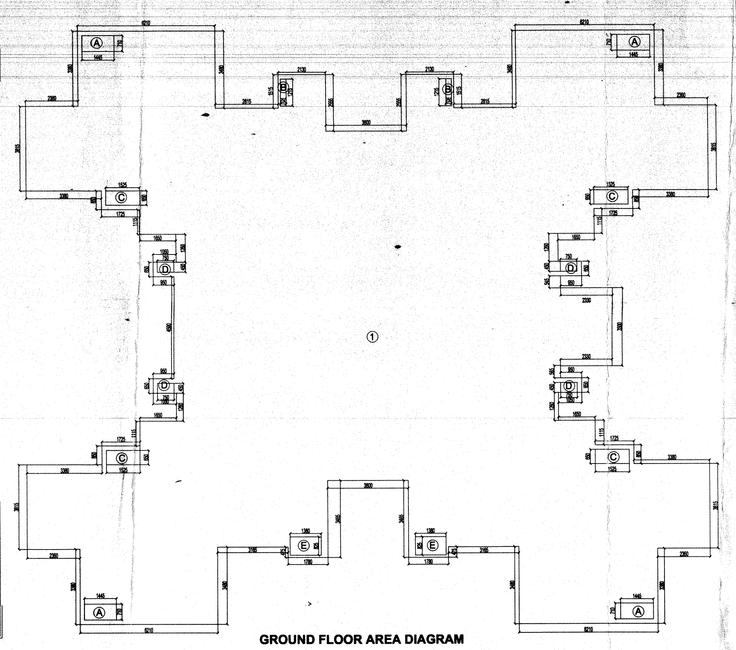

GROUND FLOOR AREA DIAGRAM

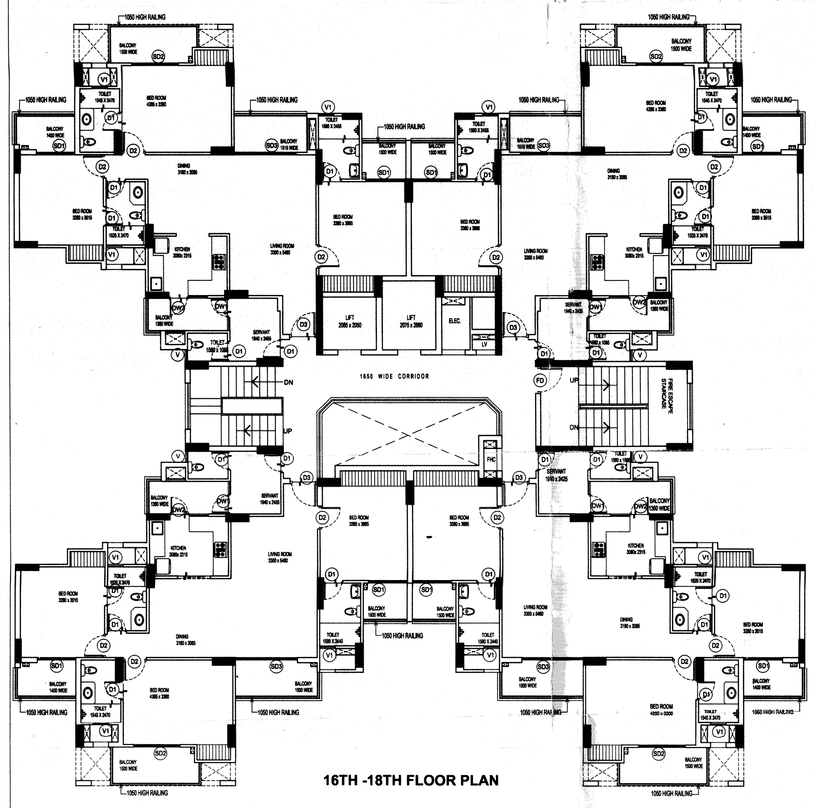

16TH -18TH FLOOR PLAN

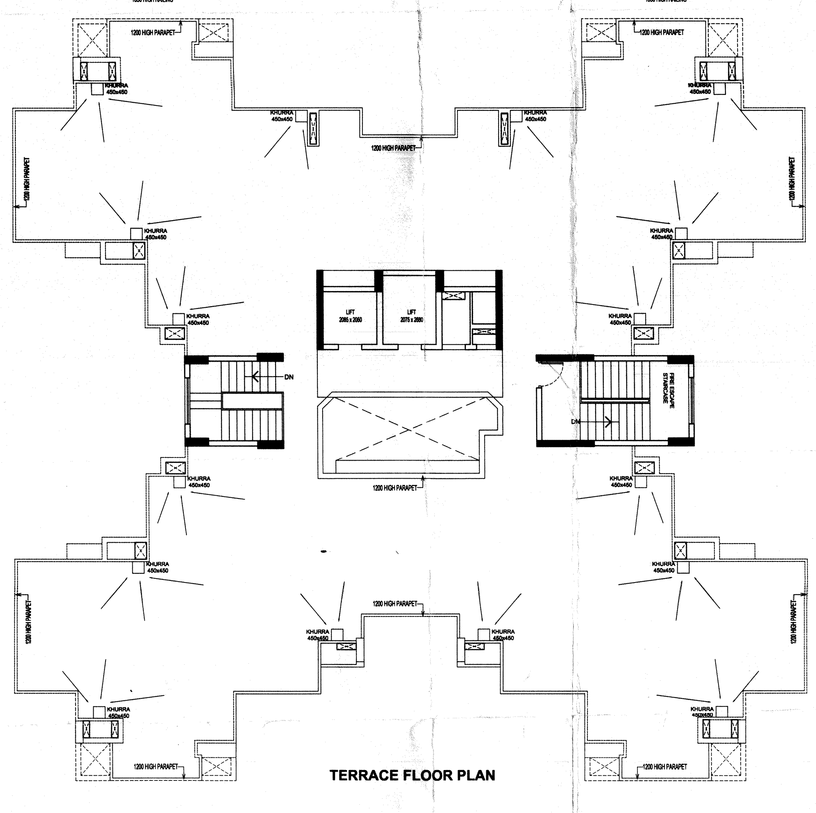

TERRACE FLOOR PLAN

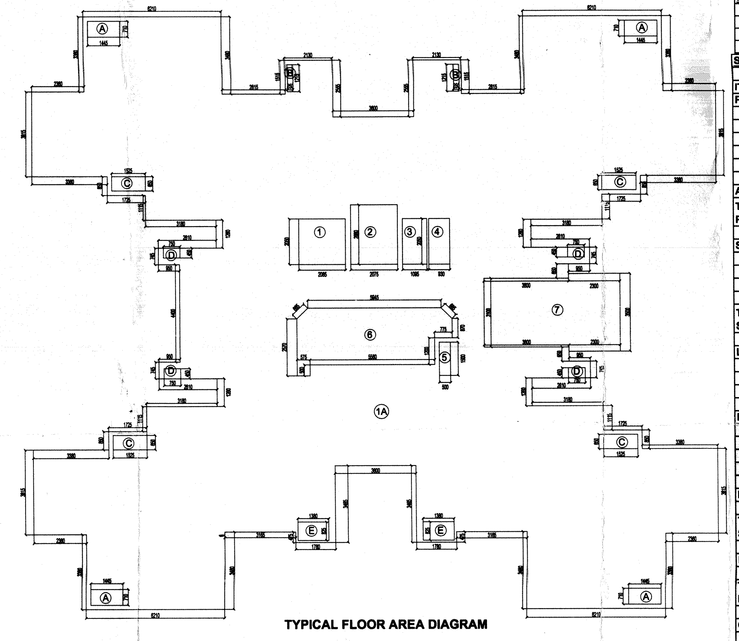

TYPICAL FLOOR AREA DIAGRAM

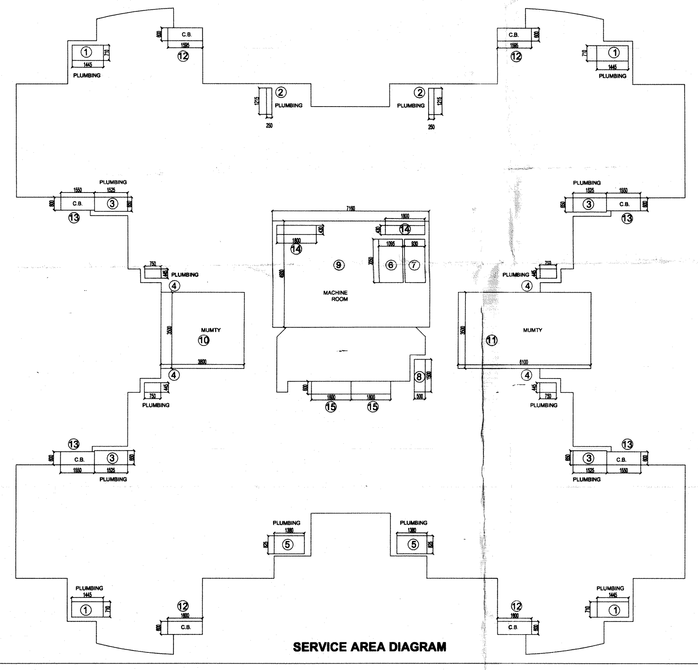

SERVICE AREA DIAGRAM

AREA OF GROUND FLOOR							
ITEM	L	X	B	X	NO.		SQ.MT.
1	PLINE			X	1	=	530.490
					TOTAL	=	530.490
DEDUCTION							
A	1.445	X	0.710	X	4	=	4.104
B	0.250	X	1.215	X	2	=	0.608
C	1.525	X	0.650	X	4	=	3.965
D	0.750	X	0.450	X	4	=	1.350
E	1.380	X	0.825	X	2	=	2.277
					TOTAL	=	12.303
NET AREA						=	518.187
GROUND FLOOR CORE AREA							
FREE LIFT LOBBY AREA						=	18.950
NET AREA OF GROUND FLOOR						=	499.237

AREA OF TYPICAL FLOOR							
ITEM	L	X	B	X	NO.		SQ.MT.
1A	PLINE			X	1	=	523.608
					TOTAL	=	523.608
DEDUCTION							
A	1.445	X	0.710	X	4	=	4.104
B	0.250	X	1.215	X	2	=	0.608
C	1.525	X	0.650	X	4	=	3.965
D	0.750	X	0.450	X	4	=	1.350
E	1.380	X	0.825	X	1	=	1.139
1	2.085	X	2.050	X	2	=	8.549
2	2.075	X	2.680	X	1	=	5.561
3	1.095	X	2.050	X	1	=	2.245
4	0.930	X	2.050	X	1	=	1.907
5	0.500	X	1.500	X	1	=	0.750
6	PLINE				1	=	16.799
7	PLINE				1	=	19.830
					TOTAL	=	66.805
NET AREA						=	456.803
TYPICAL FLOOR CORE AREA							
FREE LIFT LOBBY AREA						=	18.960
NET AREA OF TYPICAL FLOOR						=	437.863

LIFT AREA							
1	2.085	X	2.050	X	1	=	4.274
2	2.075	X	2.680	X	1	=	5.561
					TOTAL	=	9.836
FIRE STAIR CASE AREA							
7	PLINE			X	1	=	19.830
					TOTAL	=	19.830

SERVICE AREA							
ITEM	L	X	B	X	NO.		SQ.MT.
PLUMBING SHAFTS							
1	1.445	X	0.710	X	4	=	4.104
2	0.250	X	1.215	X	2	=	0.608
3	1.525	X	0.650	X	4	=	3.965
4	0.750	X	0.445	X	4	=	1.350
5	1.380	X	0.825	X	2	=	2.277
AREA OF PLUMBING SHAFTS						=	12.288
TOTAL AREA OF PLUMBING SHAFT						=	12.288
SERVICE SHAFTS							
6	1.095	X	2.050	X	1	=	2.245
7	0.930	X	2.050	X	1	=	1.907
8	0.500	X	1.500	X	1	=	0.750
TOTAL AREA OF SERVICE SHAFT						=	4.901
LIFT MACHINE ROOM							
9	7.160	X	4.930	X	1	=	35.299
TOTAL AREA OF LIFT MACHINE ROOM							35.299
MUMTY							
10	3.800	X	3.500	X	1	=	13.300
11	6.100	X	3.500	X	1	=	21.350
TOTAL AREA OF MUMTY ROOM						=	34.650
FIRE ESCAPE STAIRCASE						=	19.830
TOTAL AREA OF FIRE STAIRCASE	=	19.830	X		18 NO. OF FLOORS.	=	356.940
LIFT LOBBY						=	18.950
TOTAL AREA OF LIFT LOBBY	=	18.950	X		19 NO. OF FLOORS	=	360.050
CUPBOARD							
12	1.595	X	0.600	X	4	=	3.828
13	1.550	X	0.600	X	4	=	3.720
14	1.800	X	0.430	X	2	=	1.548
15	1.800	X	0.600	X	2	=	2.160
AREA OF CUPBOARD						=	11.256
TOTAL AREA OF CUPBOARD	=	11.256	X		19 NO. OF FLOORS	=	213.864

FAR STATEMENT							
	NO. OF		NO. OF				AREA
GROUND FLOOR	4	X	1	=	4		499.237
1st FLOOR	4	X	1	=	4		437.853
2nd FLOOR	4	X	1	=	4		437.853
3rd FLOOR	4	X	1	=	4		437.853
4th FLOOR	4	X	1	=	4		437.853
5th FLOOR	4	X	1	=	4		437.853
6th FLOOR	4	X	1	=	4		437.853
7th FLOOR	4	X	1	=	4		437.853
8th FLOOR	4	X	1	=	4		437.853
9th FLOOR	4	X	1	=	4		437.853
10th FLOOR	4	X	1	=	4		437.853
11th FLOOR	4	X	1	=	4		437.853
12th FLOOR	4	X	1	=	4		437.853
13th FLOOR	4	X	1	=	4		437.853
14th FLOOR	4	X	1	=	4		437.853
15th FLOOR	4	X	1	=	4		437.853
16th FLOOR	4	X	1	=	4		437.853
17th FLOOR	4	X	1	=	4		437.853
18th FLOOR	4	X	1	=	4		437.853
TOTAL							8380.591
TOTAL NO. OF UNITS							76
TOTAL AREA							8380.591
GROUND COVERAGE							
GROUND COVERAGE							
= GROUND FLOOR AREA + LIFT LOBBY						=	518.187

OWNER :

"SUNWORLD VANALIKA" GROUP HOUSING FOR
M/s SUNWORLD DEVELOPERS PVT. LTD.
AT PLOT NO. GH- 1B, SECTOR 107, NOIDA.

TITLE :

FLOOR PLANS & AREA CALCULATION
(BLOCK-12 & 10)

COMPLETION DRAWING | DRG.NO.- 06

SCALE : 1: 100

DATE : JAN' 17

DEALT :-

CHKD : -

ARCHITECT'S SIGN

SIAM P. MATHUR
ARCHITECT
B. Arch., M.C.A., I.I.A.
CA No. 80/5769

OWNER'S SIGN

For Sunworld Developers Pvt. Ltd.

Authorised Signatory

6

नक्शा मंजूरी
नक्शा संख्या ... 247/1998
दिनांक 21-11-97
Asst. Town Architect

Drawing is as per Bye Laws submitted for approval Plansas