FLOOR	Block-A Parking Area (sq.mtr.)	Block-A Covd. Area free FAR (sq.mtr.)	Block-A Covd. Area in FAR (sq.mtr.)	Block-A Total (sq.mtr.)	Block-A Unit	Block-B Parking Area (sq.mtr.)	Block-B Covd. Area free FAR (sq.mtr.)	Block-B Covd. Area in FAR (sq.mtr.)	Block-B Total (sq.mtr.)	Block-B Unit	Area for Fee (sq.mtr.)	Area for FAR (sq.mtr.)	Total Unit
Ground/Stilt	1435.98	151.59	27.85	1615.12	Parking Gym Community	90.03	-	111.94	201.97	Parking, Shop	1817.09	139.79	-
1	-	44.17	1312.7	1356.87	25	-	7.13	196.37	203.50	4	1560.37	1509.07	29
2	-	44.17	1312.7	1356.87	25	-	7.13	196.37	203.50	4	1560.37	1509.07	29
3	-	44.17	1312.7	1356.87	25	-	7.13	196.37	203.50	4	1560.37	1509.07	29
4	-	44.17	1312.7	1356.87	25	-	7.13	196.37	203.50	4	1560.37	1509.07	29
5	-	44.17	1312.7	1356.87	25	-	-	-	-	-	1356.87	1312.7	25
6	-	44.17	1312.7	1356.87	25	-	-	-	-	-	1356.87	1312.7	25
7	-	44.17	1312.7	1356.87	25	-	-	-	-	-	1356.87	1312.7	25
8	-	44.17	1312.7	1356.87	25	-	-	-	-	-	1356.87	1312.7	25
Mumty+M/c Room	-	-	-	41.3	-	-	-	-	15.97	-	57.27	-	-
Guard Room	-	-	-	-	-	-	-	-	-	-	7.54	-	-
Total	1435.98	504.95	10629.45	12511.38	200	90.03	25.52	897.42	1031.94	16	13650.86	11426.87	216

SCHEDULE OF AREAS

1. PLOT AREA = 5910.00 SQ.MT.
2. ROAD WIDENING AREA = 250.00 SQ.MT.
3. NET PLOT AREA = 5400.00 SQ.MT.
4. PERMISSIBLE GROUND COVERAGE AREA 50% OF NET PLOT AREA = 2700.00 SQ.MT.
5. GROUND COVERAGE ACHIEVED = BLOCK1+BLOCK2+GUARD RM = 1615.12+201.97+7.54 = 1824.63 SQ.MT. (33.79%<50%)
6. PERMISSIBLE BASIC F.A.R 2.0 = 10800.00 SQ.MT.
7. ALLOWABLE F.A.R FOR WARDROBE, LIFT LOBBY, OFFICE, GYM, COMMUNITY 50% OF FAR=10800X0.5 = 5400.00, FLOOR AREA=540 sqm
8. F.A.R AREA ACHIEVED IN WARDROBE, LIFT LOBBY, OFFICE, GYM, COMMUNITY (1093.35+(20.48+298.33) SQ.MT.)0.194 IN FAR =0.1991
9. EWS UNITS REQUIRED (10% OF 200) = 20NOS. = 700 SQ.MT. (19 UNITS OUT OF 216 UNITS PROPOSED)
10. TOTAL AREA ACHIEVED IN FAR (PERMISSIBLE + AGAINST SHELTER FEES) = 11426.87 SQ.MT.
11. TOTAL AREA IN PERMISSIBLE F.A.R = 11426.87 - 700 = 10726.87 SQ.MT. (10726.87/5400=1.986<2.0 IN F.A.R.)
TOTAL NO. OF UNITS IN PERMISSIBLE F.A.R = 216 - 19 = 209

TOTAL GREEN AREA - :
GREEN AREA REQUIRED= 810 SQ.MT.
TOTAL GREEN AREA 15% OF NET PLOT AREA
5400X15/100 = 810.00 SQ.MT

GREEN AREA PROVIDED = 833.6 SQ.MT
(G1+G2+G3+G4+G5)
(504.88+43.80+119.74+141.05+24.58)
=833.60 SQ.MT

DETAIL OF TREES- :
NET PLOT AREA 5700
3400/10000=0.540 HECTARE
TREES REQUIRED
0.540X50=27 NOS OF TREES RFOO
PROVIDED NOS OF TREES =54 NOS.

DETAIL OF PARKING - :
TOTAL PARKING REQUIRED IN METRO CITY-: 1 ECS FOR 3 UNITS
TOTAL PARKING REQUIRED (ECS) = 216/3 = 72 ECS
TOTAL VISITOR PARKING REQUIRED 10% OF 72 = 7.2 ECS

PROVIDED AREA ON STILT-:
STILT PARKING 26 SQ MTECS
PROVIDED AREA ON BLOCK 1 = (871+372)/450=2.67+11.39.02
=2871.04/250=11.32 ECS (41 CAR + 209 SCOOTERS)

PROVIDED AREA ON BLOCK 2 = (873+574)/450=2.67+127.06
=317.09/25 = 11.32 ECS (4 CAR+10 SCOOTER)

PROVIDED AREA ON OPEN
OPEN PARKING 23 SQ MTECS
PROVIDED AREA ON BLOCK1 =(P1)=691.50 SQ.MT
=668.55/23=31.22 ECS - 54 + 41 NO CARS
PROVIDED AREA ON BLOCK2 =(P2)=8.71 SQ.MT
=8.17/23=0.35 ECS

VISITORS PARKING DETAIL-(BLOCK 1&2)
TOTAL VISITOR PARKING PROVIDED 07 = 17 ECS

TOTAL ECS PROVIDED (STILT AND OPEN) -
(31.56 +11.32) + (31.22+0.35) = 146.89 ECS
NO.OF CAR PROVIDED - :
STILT-=(BLOCK-1 + BLOCK-2) 41+04 =45 NOS CAR
OPEN-= (BLOCK-1 +VISITOR) 28+10 =38 NOS CAR
NO.OF SCOOTER PROVIDED - :
STILT-=(BLOCK-1 + BLOCK-2) 209+10 =219 NOS
OPEN-= (BLOCK-1) 02 = 02 NOS.

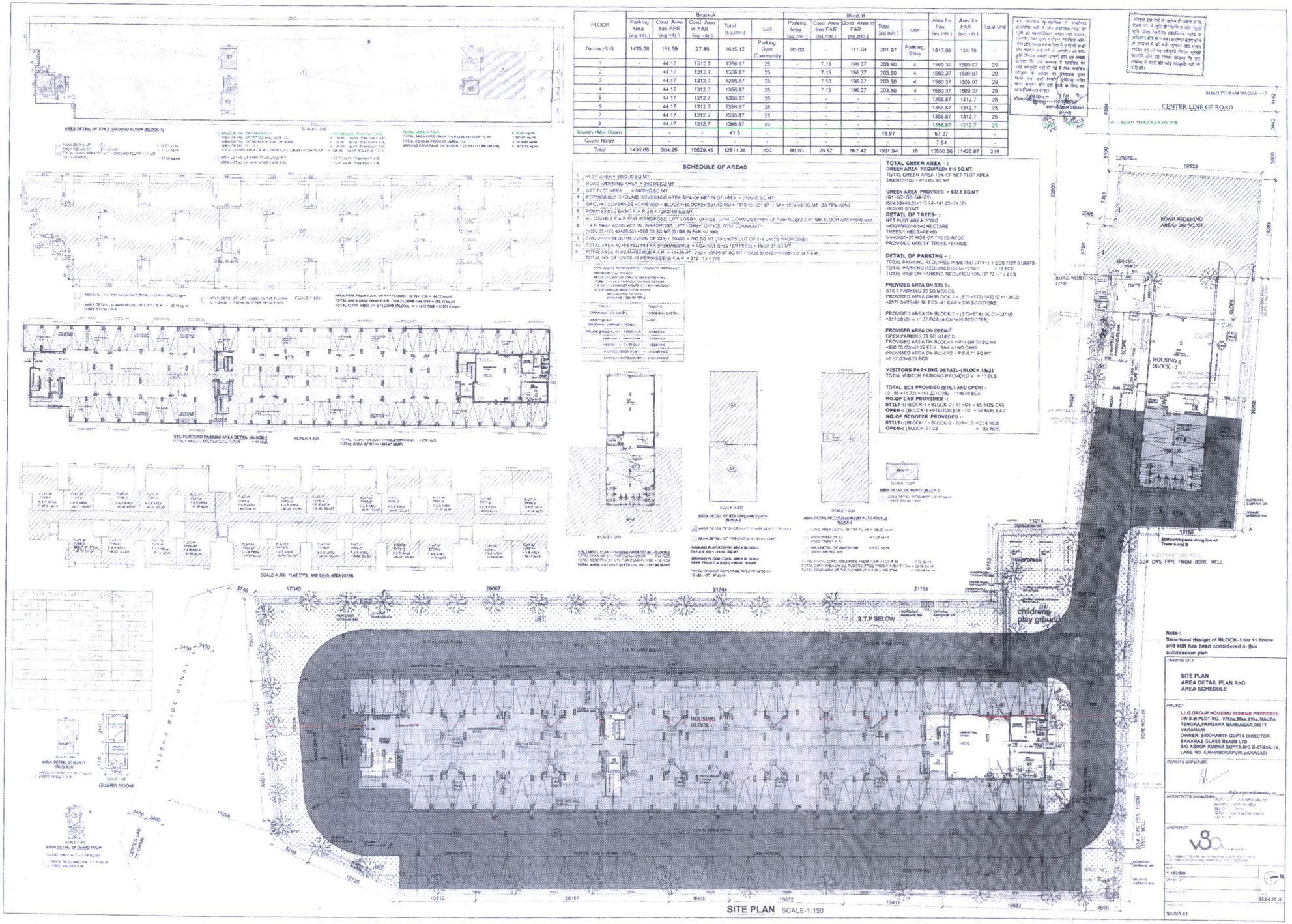

Note-:
Structural design of BLOCK-1 for 11 floors and stilt has been considered in this submission plan

DRAWING TITLE
SITE PLAN
AREA DETAIL PLAN AND
AREA SCHEDULE

PROJECT
L.L.G GROUP HOUSING SCHEME PROPOSED ON B.M.PLOT NO.- 97kha,98ka,99ka,MAUZA TENGRA,PARGANA RAMNAGAR,DIST. VARANASI
OWNER: SIDDHARTH GUPTA DIRECTOR, BANARAS GLASS BEADS LTD
S/O ASHOK KUMAR GUPTA,R/O B-27/80A-1A, LANE NO.-6,RAVINDRAPURI,VARANASI

OWNER'S SIGNATURE

ARCHITECT'S SIGNATURE

ARCHITECT

SCALE 1:150/200

DATE 25.04.2018

SA/SA-01

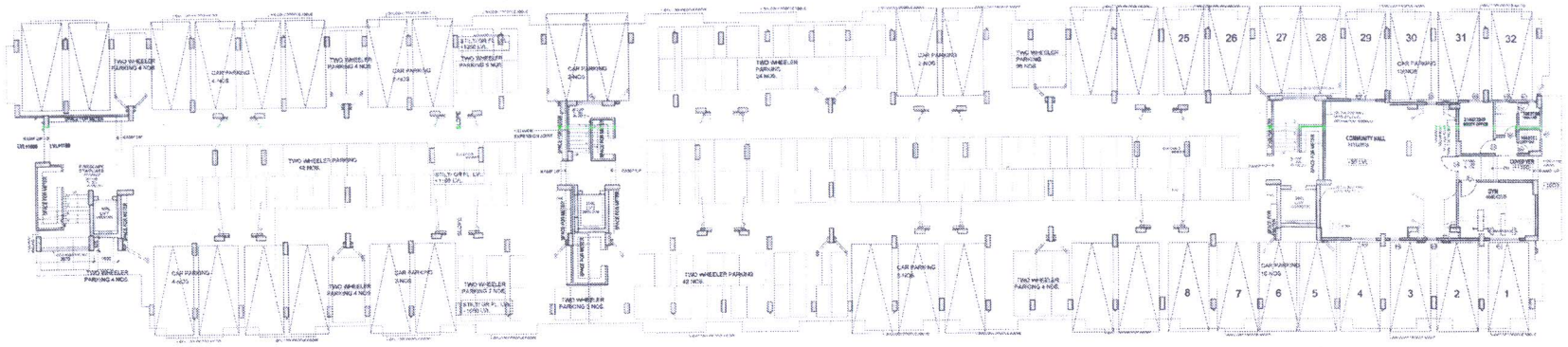

STILT/GROUND FLOOR PLAN

SCHEDULE OF DOORS AND WINDOWS					
S.NO	SYMBOL	WIDTH	HEIGHT	LIN. LVL	SILL LVL
1	D1	1.00	2.036	2.036	-
2	D2	0.60	2.036	2.036	-
3	D3	0.60	2.036	2.036	-
4	D4	0.70	2.036	2.036	-
5	D5	0.75	2.036	2.036	-
6	DW	1.500	2.036/0.773	2.036	0.00/0.377
7	DW1	1.524	2.036/1.658	2.036	0.00/0.377
8	DW2	2.10	2.036/1.658	2.036	0.00/0.377
9	DW3	1.800	2.036/1.658	2.036	0.00/0.377
10	DW4	1.424	2.036/1.658	2.036	0.00/0.377
10	W	1.57	1.135	2.036	0.90
11	W1	0.90	1.135	2.036	0.90
12	W2	2.60	0.535	2.036	1.50
13	W3	0.45	0.750	2.036	1.285
14	W4	0.325	0.985	2.036	1.05
15	W5	1.20	1.135	2.036	0.90
16	W6	1.650	1.135	2.036	0.90
17	W7	0.45	0.750	2.10	1.350
18	W8	0.90	1.200	2.10	0.90
19	W9	0.80	1.200	2.10	0.90
19	W10	1.570	1.200	2.10	0.90
20	W11	1.846	1.200	2.10	0.90
21	W12	1.710	1.135	2.036	0.90

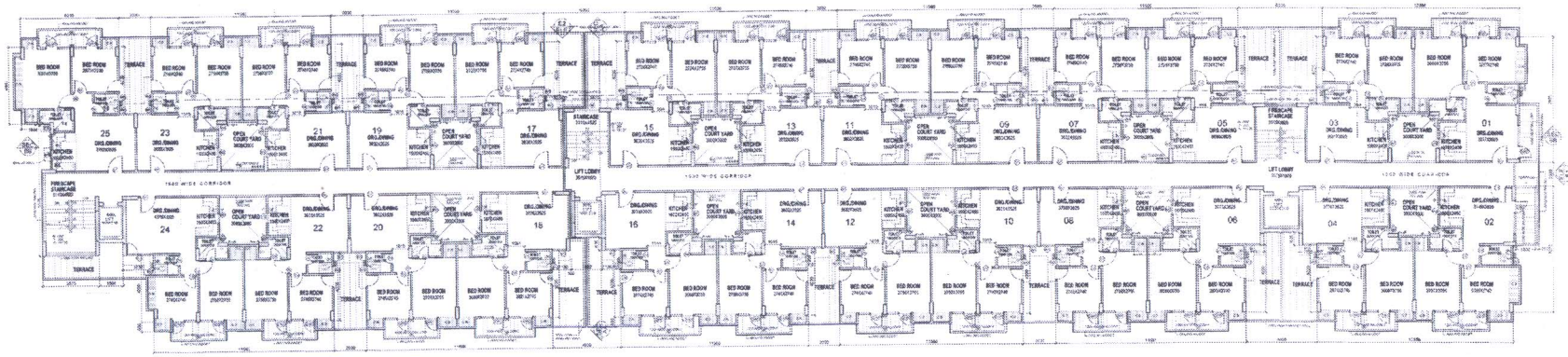

FIRST FLOOR PLAN

Note : Structural provision of 3 floors of phase-II has already considered in phase-I

TYPICAL FLOOR PLAN
(2ND.TO 8TH.FL.)

DRAWING TITLE
HOUSING BLOCK- (1)
STILT/GROUND FLOOR PLAN ,FIRST AND TYPICAL FLOOR PLAN

PROJECT
L.I.G GROUP HOUSING SCHEME PROPOSED ON S.M.PLOT NO - 97/a/a,98/a,99/a,a MAUZA TENGRA,PARGANA RAMNAGAR,DIST. VARANASI.
OWNER: SIDDHARTH GUPTA (DIRECTOR, BANARAS GLASS READS LTD.
S/O ASHOK KUMAR GUPTA,R/O B-27/80A-1A, LANE NO.-8,RAVINDRAPURI,VARANASI

OWNERS SIGNATURE

STRUCTURAL ENGINEER SIGNATURE

ARCHITECT'S SIGNATURE

ARCHITECT

SCALE 1:100

DATE 25.04.2018

SHEET NO SA/SHA-02

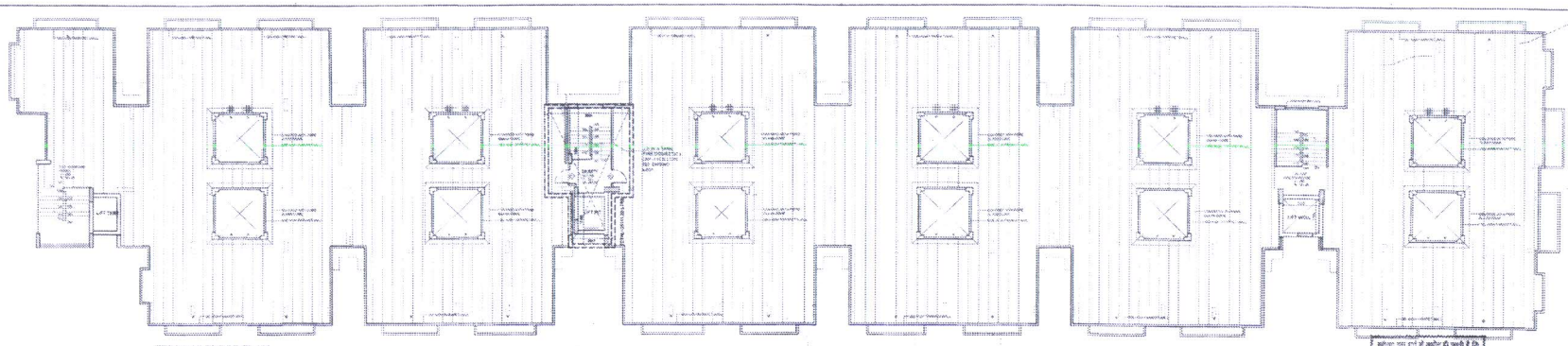

TERRACE FLOOR PLAN

SCHEDULE OF DOORS AND WINDOWS					
S.NO	SYMBOL	WIDTH	HEIGHT	LIN LVL	SILL LVL
1	D1	1.00	2.035	2.035	-
2	D2	0.90	2.035	2.035	-
3	D3	0.80	2.035	2.035	-
4	D4	0.76	2.035	2.035	-
5	D5	0.75	2.035	2.035	-
6	DW1	1.800	2.035/2.775	2.035	DOW5 377
7	DW1	1.524	2.035/1.668	2.035	DOW5 377
8	DW2	2.10	2.035/1.668	2.035	DOW5 377
9	DW3	1.669	2.035/1.668	2.035	DOW5 377
10	DW4	1.424	2.035/1.668	2.035	DOW5 377
10	W1	1.57	1.135	2.035	0.90
11	W1	0.90	1.135	2.035	0.90
12	W2	2.60	0.835	2.035	1.55
13	W3	0.45	0.750	2.035	1.285
14	W4	0.305	0.885	2.035	1.05
15	W5	1.20	1.135	2.035	0.90
16	W6	1.050	1.135	2.035	0.90
17	W7	0.40	0.750	2.10	1.350
18	W8	0.90	1.200	2.10	0.90
19	W9	0.60	1.200	2.10	0.90
19	W10	1.570	1.200	2.10	0.90
20	W11	1.040	1.200	2.10	0.90
21	W12	1.270	1.135	2.035	0.90

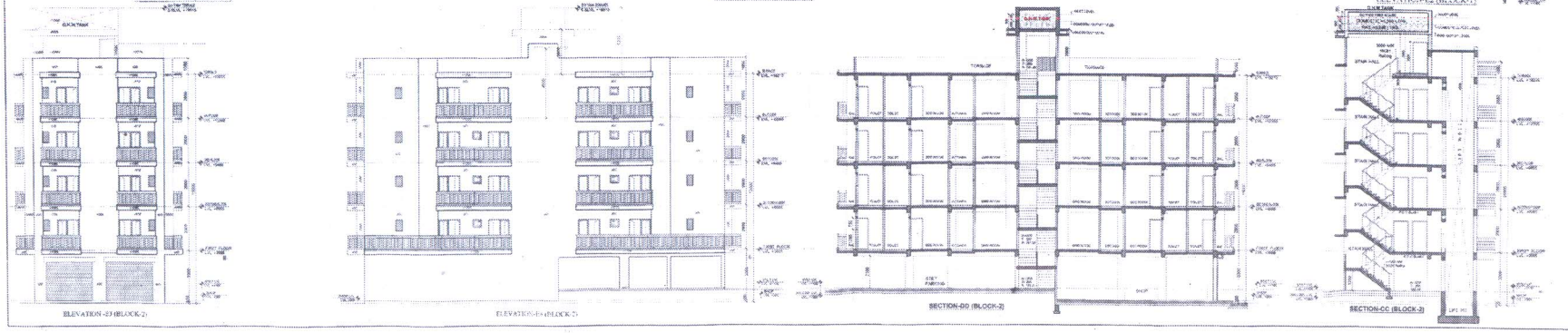

NOTE-:
STRUCTURAL DESIGN OF 11 FLOORS AND STILT ALREADY CONSIDERED IN PHASE-1

DRAWING TITLE
HOUSING BLOCK- (1)
TERRACE PLAN

HOUSING BLOCK-(2)
ELEVATION-E3, E4 AND SECTION-CC, DD

PROJECT
L.I.G GROUP HOUSING SCHEME PROPOSED ON S.M.PLOT NO - 57a/o.a.55h.a.59h.a,MAUZA TENGRA,PARGANA RAMNAGAR,DISTT. VARANASI.
OWNER: SIDDHARTH GUPTA,DIRECTOR, BANARAS GLASS BEADS LTD.
S/O ASHOK KUMAR GUPTA,R/O B-37/86A-1A, LANE NO.-5,RAVINDRAPURI,VARANASI.

OWNER'S SIGNATURE

ARCHITECTS SIGNATURE

ARCHITECT

SCALE
1:100

DATE
29.04.2018

SA/S/4-33

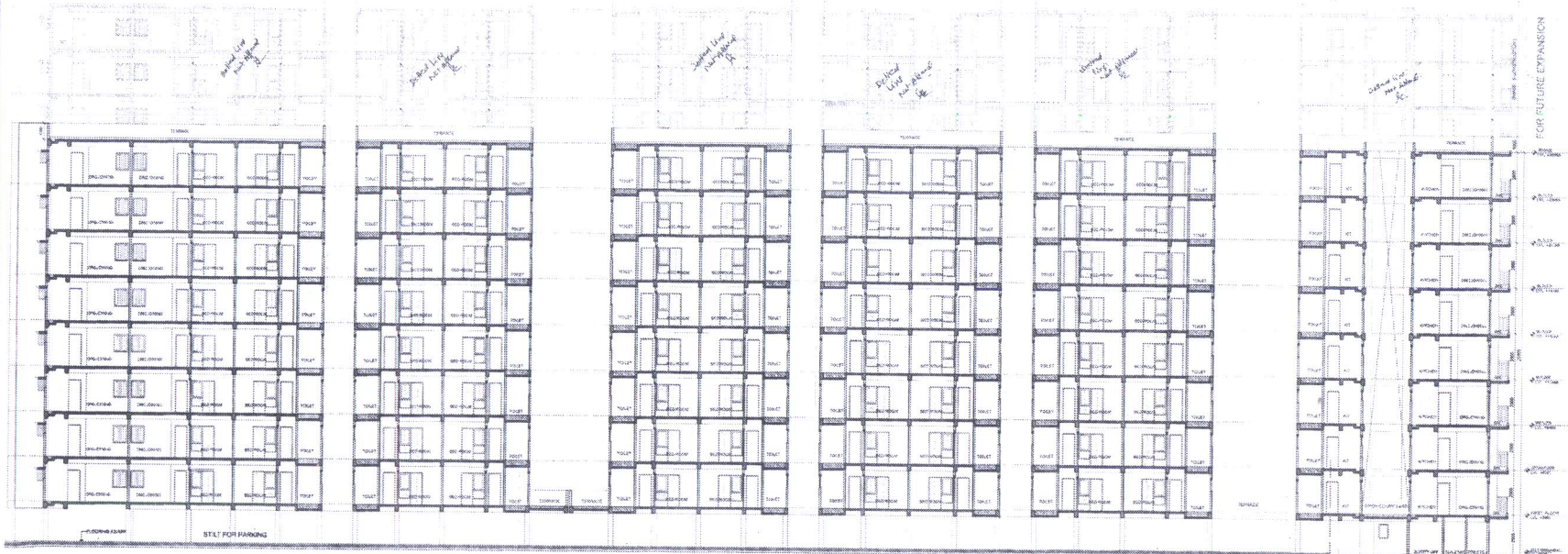

SECTION AT- BB (BLOCK-1)

SCHEDULE OF DOORS AND WINDOWS					
S.NO.	SYMBOL	WIDTH	HEIGHT	LIN.LVL	SILL LVL
1	D1	1.00	2.095	2.095	-
2	D2	0.90	2.095	2.095	-
3	D3	0.80	2.095	2.095	-
4	D4	0.70	2.095	2.095	-
5	D5	0.75	2.095	2.095	-
6	DW	1.500	2.095/2.275	2.095	0.000 377
7	DW1	1.524	2.035/1.698	2.095	0.000 377
8	DW2	2.10	2.035/1.698	2.095	0.000 377
9	DW3	1.698	2.035/1.698	2.095	0.000 377
10	DW4	1.424	2.035/1.698	2.095	0.000 377
10	W	1.07	1.135	2.035	0.90
11	W1	0.90	1.135	2.035	0.90
12	W2	0.45	0.585	2.095	1.50
13	W3	0.45	0.750	2.035	1.285
14	W4	0.305	0.885	2.035	1.05
15	W5	1.20	1.135	2.035	0.90
16	W6	1.659	1.135	2.035	0.90
17	W7	0.45	0.750	2.10	1.350
18	W8	0.90	1.200	2.10	0.90
19	W9	0.60	1.200	2.10	0.90
19	W10	1.570	1.200	2.10	0.90
20	W11	1.845	1.200	2.10	0.90
21	W12	1.270	1.135	2.035	0.90

ELEVATION-E1 (BLOCK-1)

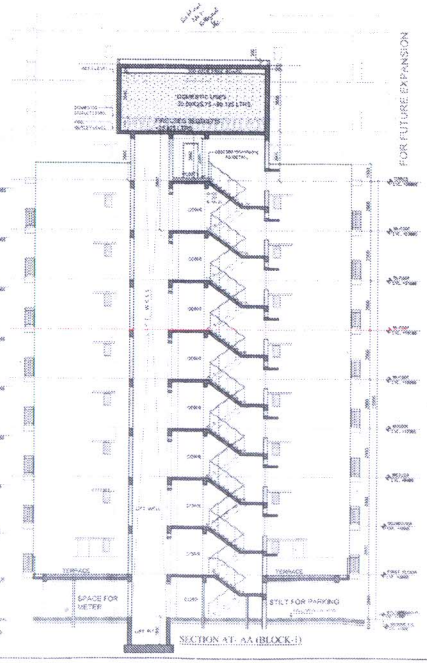

SECTION AT- AA (BLOCK-1)

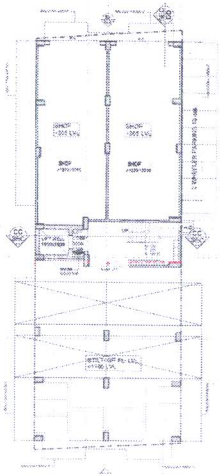

STILT/GR.FL.PLAN
BLOCK-2

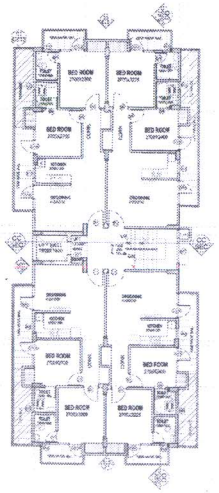

FIRST FL.PLAN
BLOCK-2

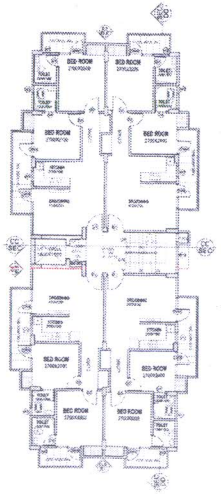

TYPICAL FL.PLAN
(2ND.FL.TO 4TH.FL.)
BLOCK-2

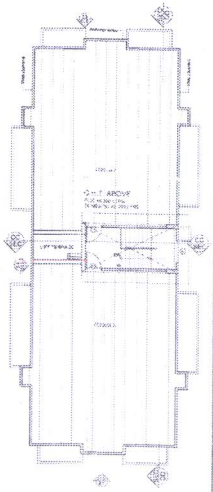

TERRACE FL.PLAN
BLOCK-2

NOTE-:
STRUCTURAL DESIGN OF 11 FLOORS AND STILT ALREADY CONSIDERED IN PHASE-1

DRAWING TITLE
HOUSING BLOCK- (1)
ELEVATION-E1, E2 AND SECTION-AA, BB
HOUSING BLOCK-(2)
FLOOR PLANS

PROJECT
L.I.G GROUP HOUSING SCHEME PROPOSED ON S.M.PLOT NO.- 97/1/1a,98/4a,98/4c,MAUZA TENGRA,PARGANA RAMNAGAR,DIST.T VARANASI.
OWNER: BIODHARTH GUPTA DIRECTOR, BANARAS GLASS BEADS LTD.
S/O ASHOK KUMAR GUPTA,R/O B-27/80A-1A, LANE NO.-8,RAMNDRAPURI,VARANASI.

OWNERS SIGNATURE

ARCHITECTS SIGNATURE

ARCHITECT

1:100

DATE
25.04.2016

SHEET NO.
SA/S/A-04