



Key Plan



Notes

-  25% OF BALCONY FAR
-  15% SERVICE FAR

Clients

M/S AR Landcraft LLP

ARCHITECTS :

GOLDEN INDIA ARCHITECTS  
 F.F - 37, KADAMBA SHOPPING  
 COMPLEX, GAMMA - 1,  
 GREATER NOIDA - 201310

Services Consultant

Consummate Engineering  
 Services (P) Ltd.  
 Noida Office : B - 67, Sector - 67, Noida - 201 301  
 e mail : mail@cespln

DESIGN BY:

ARCOP ASSOCIATES  
 A-15, PAMPOSH ENCLAVE  
 New Delhi-110 048

Project title

PROPOSED RECREATIONAL  
 ENTERTAINMENT PARK AT PLOT  
 NO. REP.1 SECTOR - 27 GREATER  
 NOIDA, (U.P.) BELONGING TO M/S A  
 R LANDCRAFT LLP

Drawing Title

RESIDENTIAL TOWER - [TOWER-A3]  
 TERRACE & MUMTY MACHINE ROOM PLAN &  
 AREA ENVELOPE

Job No.

DANISH

Date  
 06.02.2025

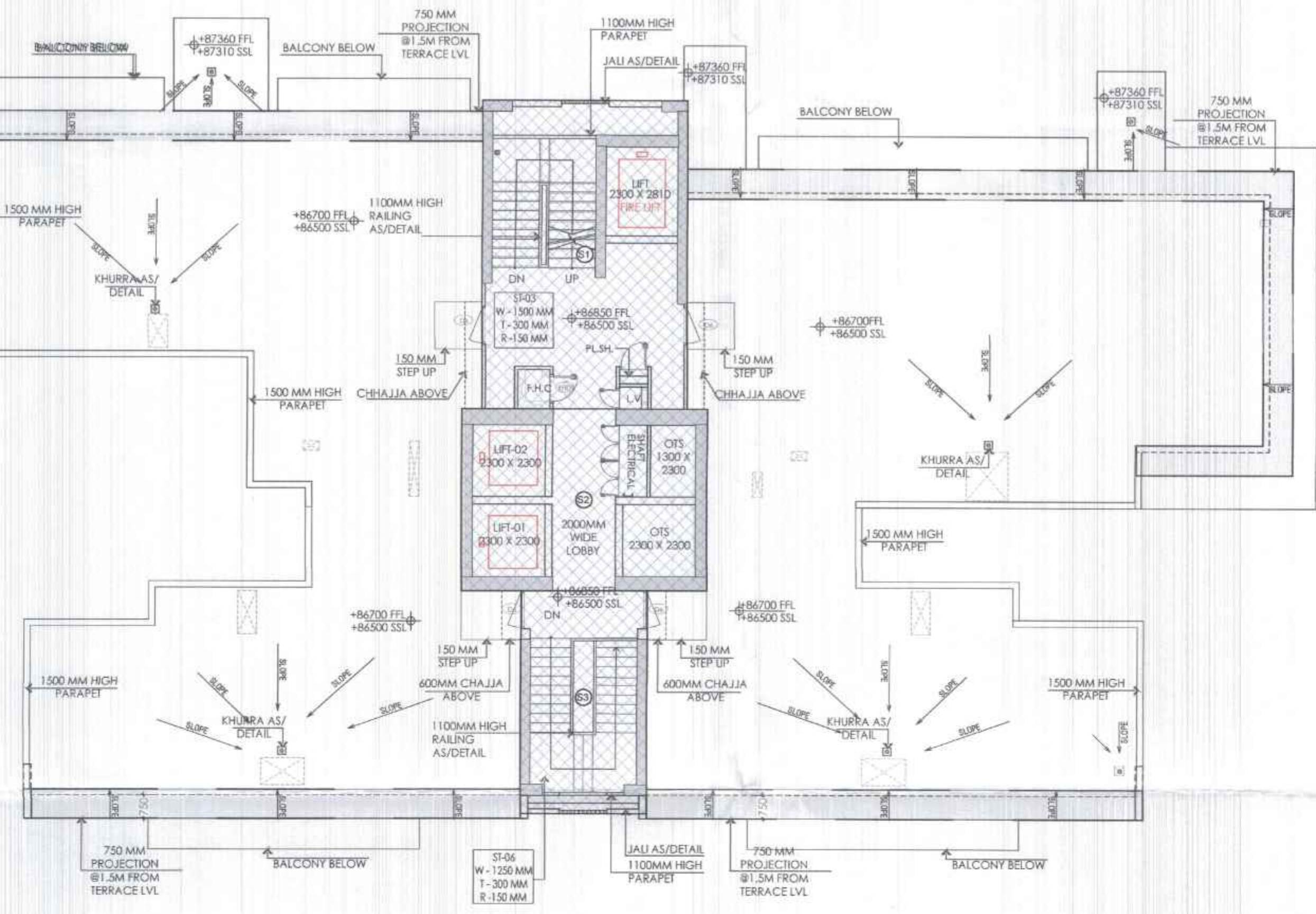
Drawing No.

Checked  
 ASHU

Scale  
 1:125

Revisions  
 0

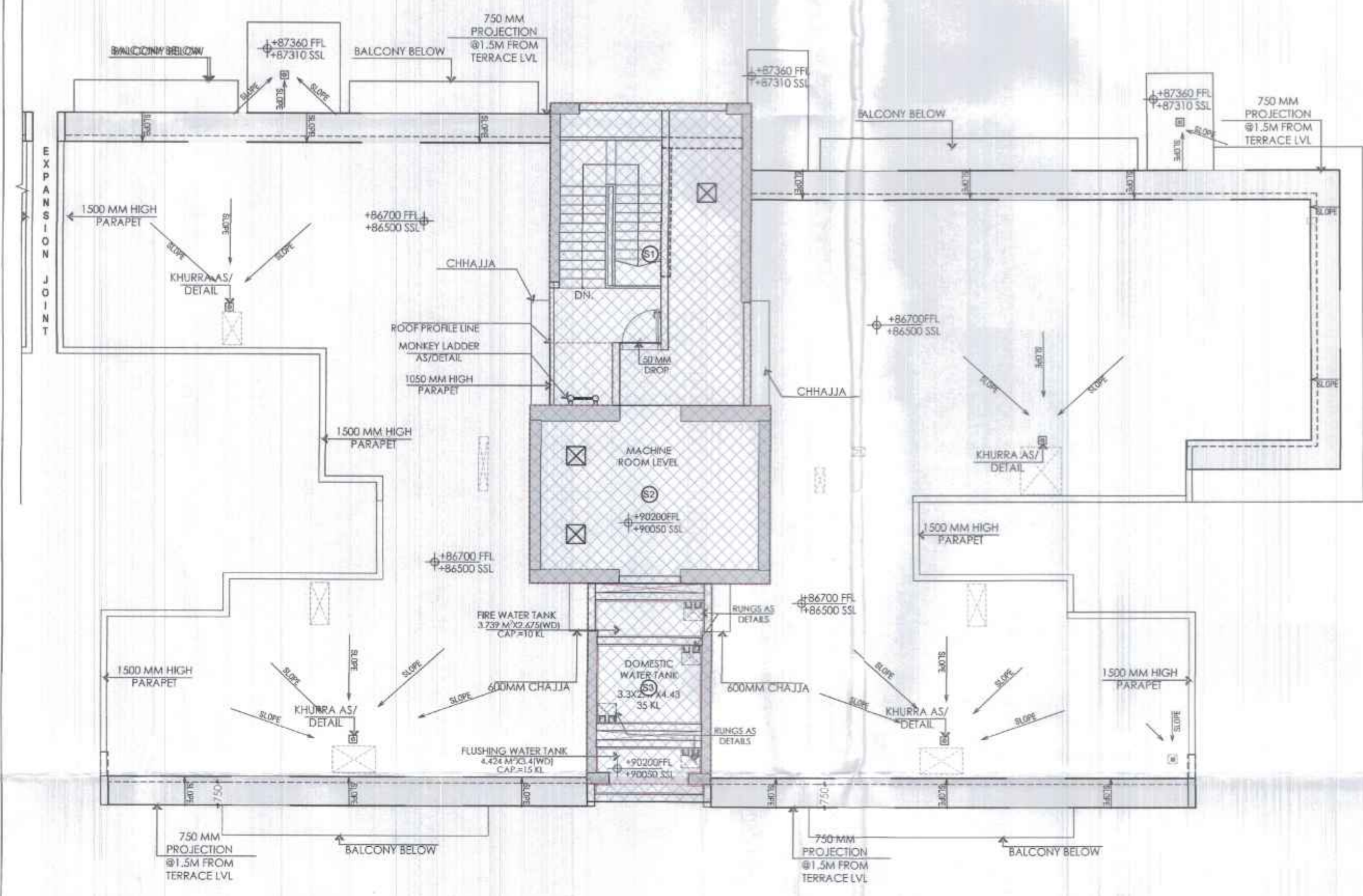
A3-R-107




TERRACE FLOOR PLAN TOWER A3

GGL RESIDENTIAL TOWER DW SCHEDULE

Sr.NO	TYPE	OPENING	HEIGHT	SILL	LINTEL
1	SD1	4570	2500	0	2500
2	SD2	2860	2500	0	2500
3	SD3	2440	2500	0	2500
4	SD4	2075	2500	0	2500
5	SD5	1465	2500	0	2500
6	SD6	1520	2500	0	2500
7	SD8	1600	2500	0	2500
8	SD9	2130	2500	0	2500
9	SD10	2090	2500	0	2500
10	FD	1200	2500	0	2500
11	D1	1000	2500	0	2500
12	D2	900	2500	0	2500
13	D3	800	2500	0	2500
14	D4	800	2500	0	2500
15	D5	600	2500	0	2500
16	D6	1250	2500	0	2500
17	D7	1050	2500	0	2500
18	DW	900	2500	0	2500
19	DW1	750	1300	1200	2500
20	DW3	300	1300	1200	2500
21	SH1	2295	2425	75	2500
22	SH2	1000	2425	75	2500
23	SH3	900	2425	75	2500
24	SH4	750	2425	75	2500
25	SH5	650	2425	75	2500
26	SH6	650	2425	75	2500
27	W	1830	1300	1200	2500
28	W1	600	1300	1200	2500
29	W2	600	1300	1200	2500
30	W3	600	1300	1200	2500
31	W4	600	1300	1200	2500
32	W6	565	1300	1200	2500
33	W7	460	1300	1200	2500
34	V	800	1300	1200	2500
35	V1	600	1300	1200	2500



MUMTY/MACHINE ROOM FLOOR PLAN TOWER A3

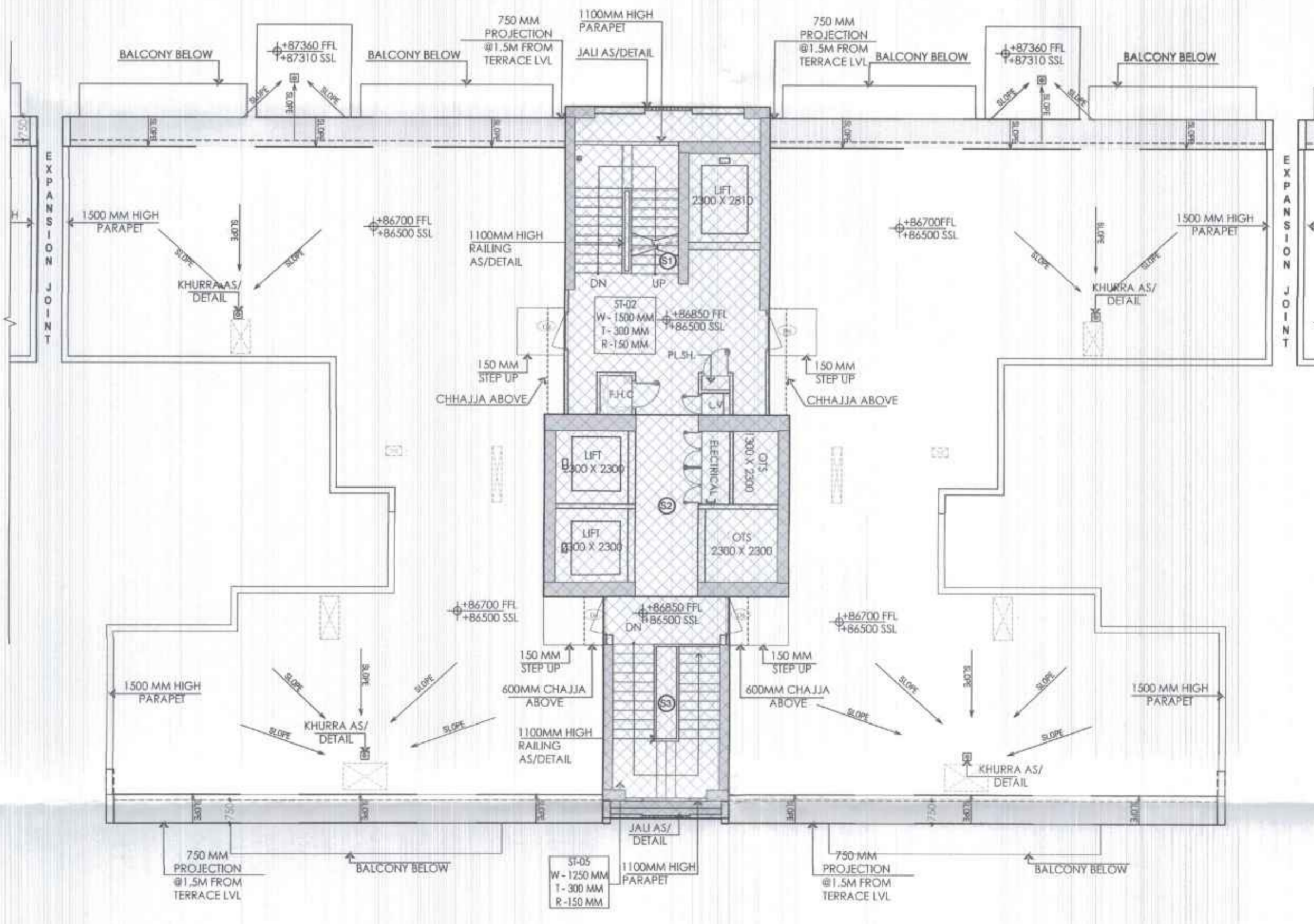


MUMTY & MACHINE ROOM TOWER A3 SERVICE AREA DETAIL

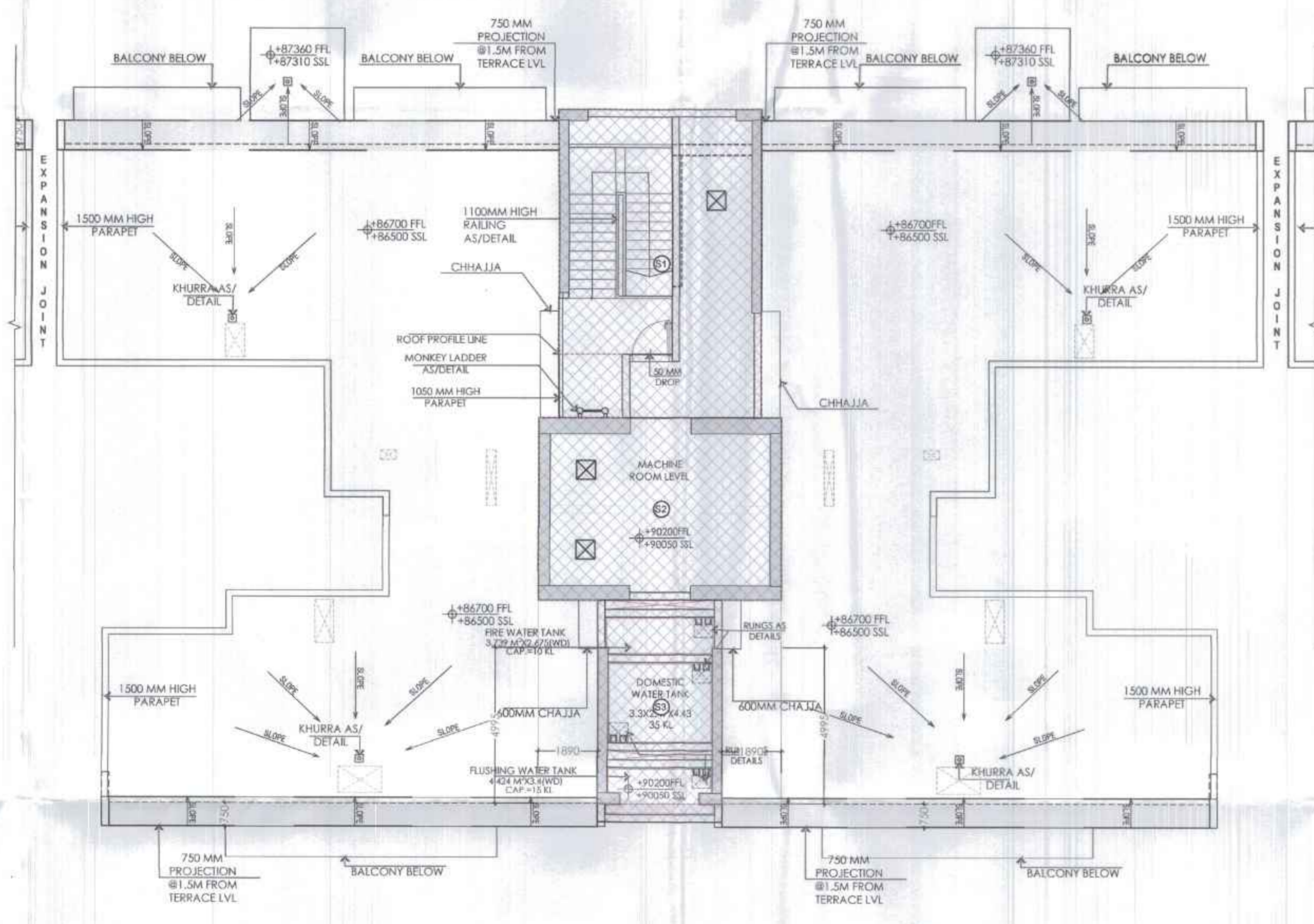
Greater Noida Industrial Development  
 SANCTION  
 Vide Letter No. 1678 Dated 07/07/2024  
 Valid From Date: 07/07/2024

MUMTY & MACHINE ROOM SERVICE F.A.R TOWER -A3

Sr.No.	Coff./No.	Breadth mm.	Length mm.	Area sqmtr
S1	1	6500	9825	63.86
S2	1	7785	5790	45.08
S3	1	4000	7110	28.44
<b>TOTAL AREA</b>				<b>(B) 137.38</b>



TERRACE FLOOR PLAN TOWER A2



MUMTY/MACHINE ROOM FLOOR PLAN TOWER A2

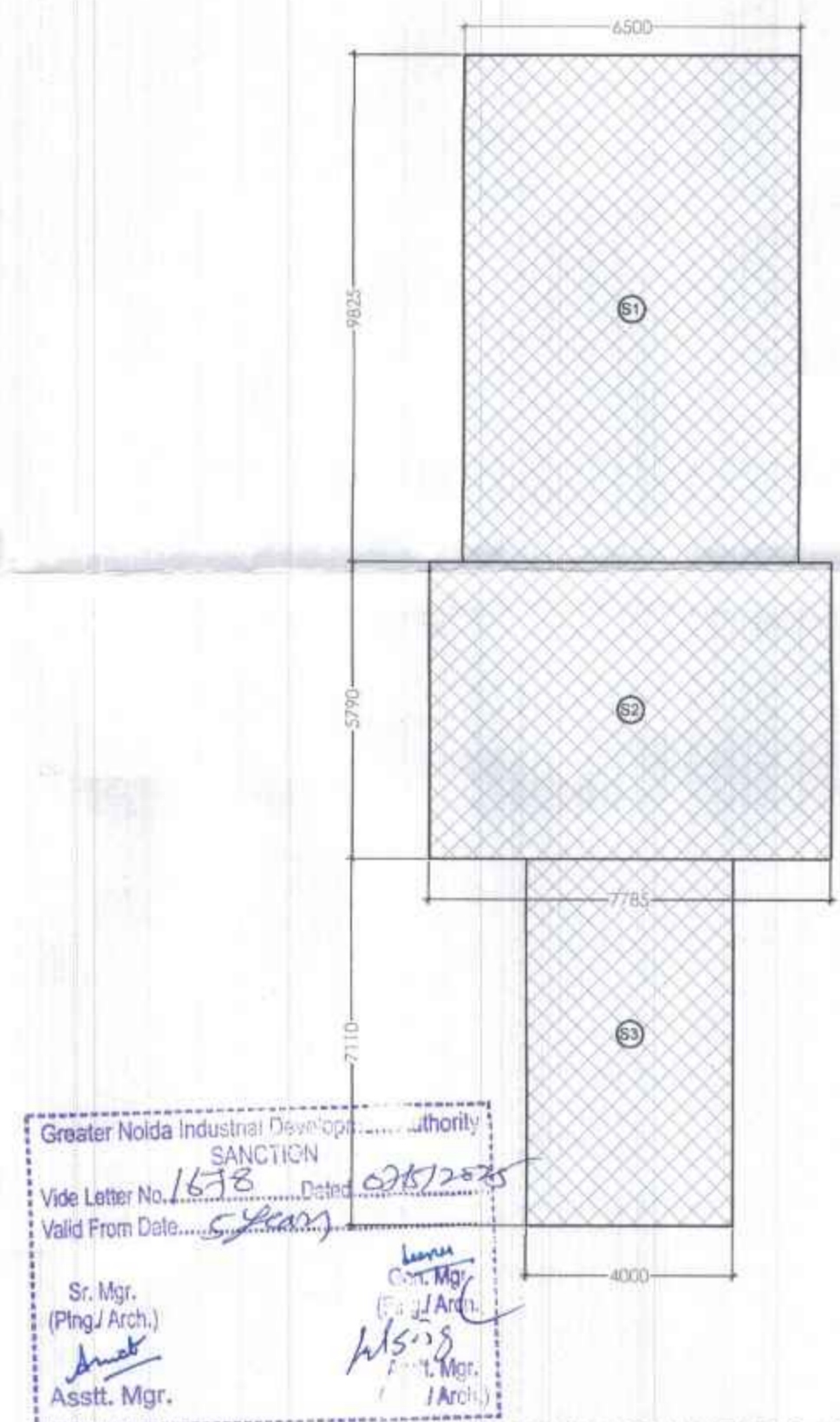
Key Plan



Notes

- 25% OF BALCONY FAR
- 15% SERVICE FAR

GGL RESIDENTIAL TOWER DW SCHEDULE					
Sr.NO	TYPE	OPENING	HEIGHT	SILL	LINTEL
1	SD1	4570	2500	0	2500
2	SD2	2860	2500	0	2500
3	SD3	2440	2500	0	2500
4	SD4	2075	2500	0	2500
5	SD5	1465	2500	0	2500
6	SD6	1520	2500	0	2500
7	SD8	1600	2500	0	2500
8	SD9	2130	2500	0	2500
9	SD10	2090	2500	0	2500
10	FD	1200	2500	0	2500
11	D1	1000	2500	0	2500
12	D2	900	2500	0	2500
13	D3	800	2500	0	2500
14	D4	800	2500	0	2500
15	D5	600	2500	0	2500
16	D6	1250	2500	0	2500
17	D7	1050	2500	0	2500
18	DW	900	2500	0	2500
19	DW1	750	1300	1200	2500
20	DW3	800	2500	0	2500
21	SH1	2295	2425	75	2500
22	SH2	1000	2425	75	2500
23	SH3	900	2425	75	2500
24	SH4	750	2425	75	2500
25	SH5	650	2425	75	2500
26	SH6	650	2425	75	2500
27	W	1830	1300	1200	2500
28	W1	600	1300	1200	2500
29	W2	600	1300	1200	2500
30	W3	600	1300	1200	2500
31	W4	600	1300	1200	2500
32	W6	565	1300	1200	2500
33	W7	460	1300	1200	2500
34	V	800	1300	1200	2500
35	V1	600	1300	1200	2500



MUMTY & MACHINE ROOM TOWER A2 SERVICE AREA DETAIL

MUMTY & MACHINE ROOM SERVICE F.A.R TOWER - A2				
Sr.No.	Coff.No.	Breadth	Length	Area
S1	1	6500	9825	63.86
S2	1	7785	5790	45.08
S3	1	4000	7110	28.44
TOTAL AREA			(B)	137.38

Greater Noida Industrial Development Authority  
 SANCTION  
 Vide Letter No. 1678 Dated 02/12/2025  
 Valid From Date 05/01/2026  
 Sr. Mgr. (Png/ Arch.)  
 Asstt. Mgr.

Clients

M/S AR Landcraft LLP

ARCHITECTS :

GOLDEN INDIA ARCHITECTS  
 F.F - 37, KADAMBA SHOPPING  
 COMPLEX , GAMMA - 1,  
 GREATER NOIDA - 201310

Services Consultant

Consummate Engineering  
 Services (P) Ltd.  
 Noida Office : B - 67, Sector - 67, Noida - 201 301  
 e mail : mail@cespln

DESIGN BY:

ARCOP ASSOCIATES  
 A-15, PAMPOSH ENCLAVE  
 New Delhi-110 048

Project title

PROPOSED RECREATIONAL  
 ENTERTAINMENT PARK AT PLOT  
 NO. REP.1 SECTOR - 27 GREATER  
 NOIDA,(U.P.) BELONGING TO M/S A  
 R LANDCRAFT LLP

Drawing Title

RESIDENTIAL TOWER -[TOWER-A2]  
 TERRACE & MUMTY MACHINE ROOM PLAN &  
 AREA ENVELOPE

Job No.

DANISH

Date 06.02.2025

Drawing No.

A2-R-107

Scale 1:125

Revisions

0



- Notes
- 25% OF BALCONY FAR
  - 15% SERVICE FAR

Clients  
M/S AR Landcraft LLP

ARCHITECTS :  
GOLDEN INDIA ARCHITECTS  
F.F - 37, KADAMBA SHOPPING COMPLEX, GAMMA - 1, GREATER NOIDA - 201310

Services Consultant  
Consummate Engineering Services (P) Ltd.  
Noida Office : B - 67, Sector - 67, Noida - 201 301  
e mail : mail@cespl.in

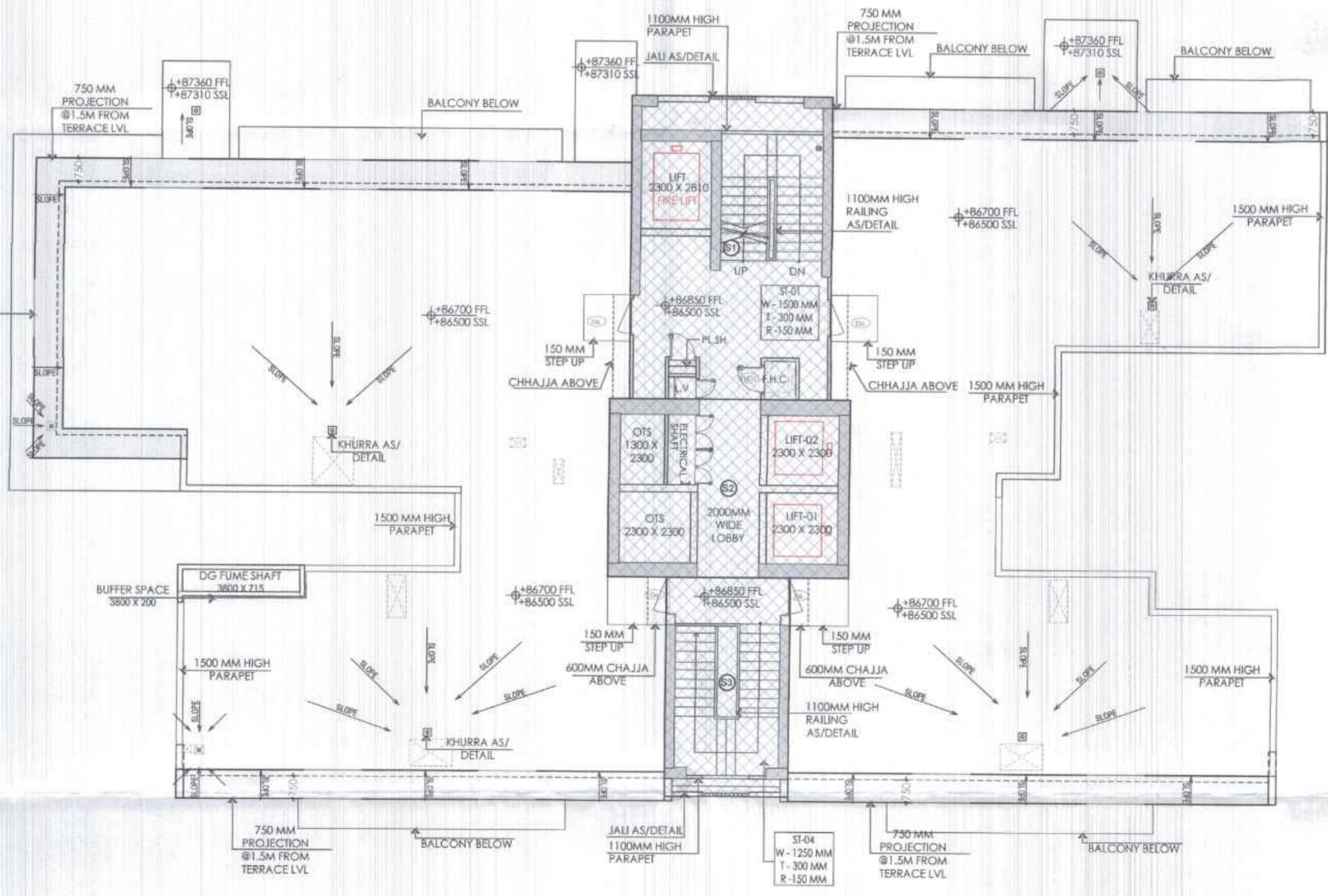
DESIGN BY:  
ARCOP ASSOCIATES  
A-15, PAMPOSH ENCLAVE  
New Delhi-110 048

Project title  
PROPOSED RECREATIONAL ENTERTAINMENT PARK AT PLOT NO. REP.1 SECTOR - 27 GREATER NOIDA (U.P.) BELONGING TO M/S A R LANDCRAFT LLP

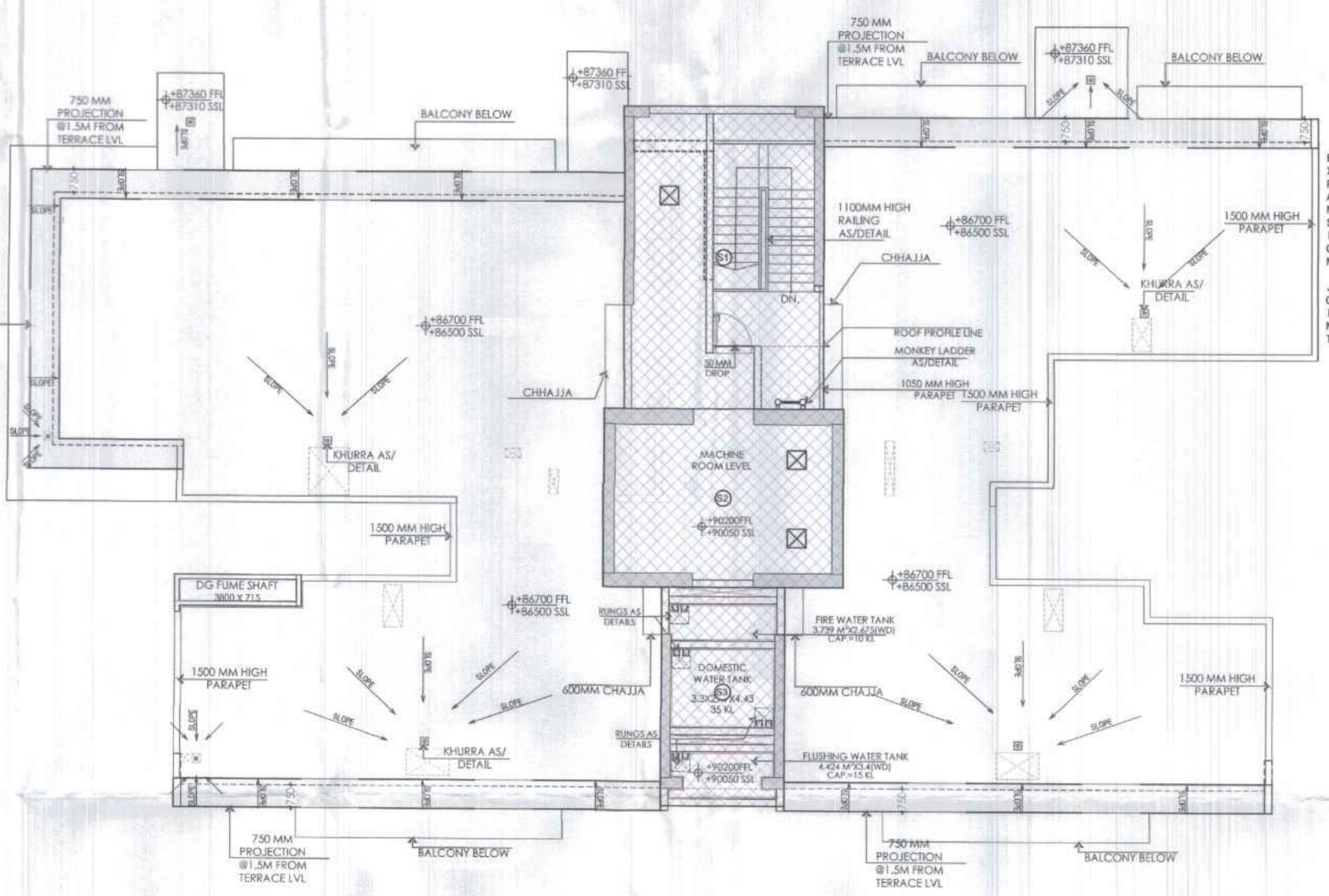
Drawing Title  
RESIDENTIAL TOWER - [TOWER-A1]  
TERRACE & MUMTY MACHINE ROOM PLAN & AREA ENVELOPE

Job No. Drawing No.  
A1-R-107

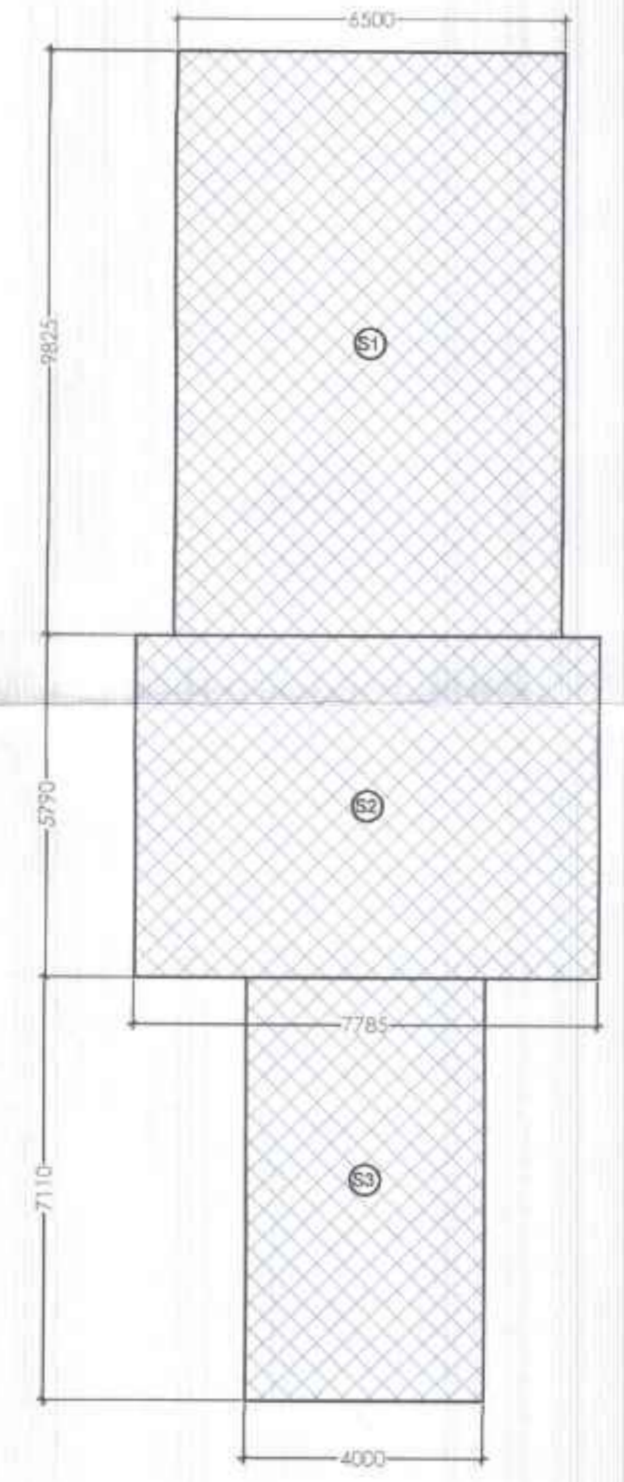
Drawn: DANISH Checked: ASHU  
Date: 06.02.2025 Scale: 1:125 Revisions: 0



TERRACE FLOOR PLAN TOWER A1



MUMTY/MACHINE ROOM FLOOR PLAN TOWER A1

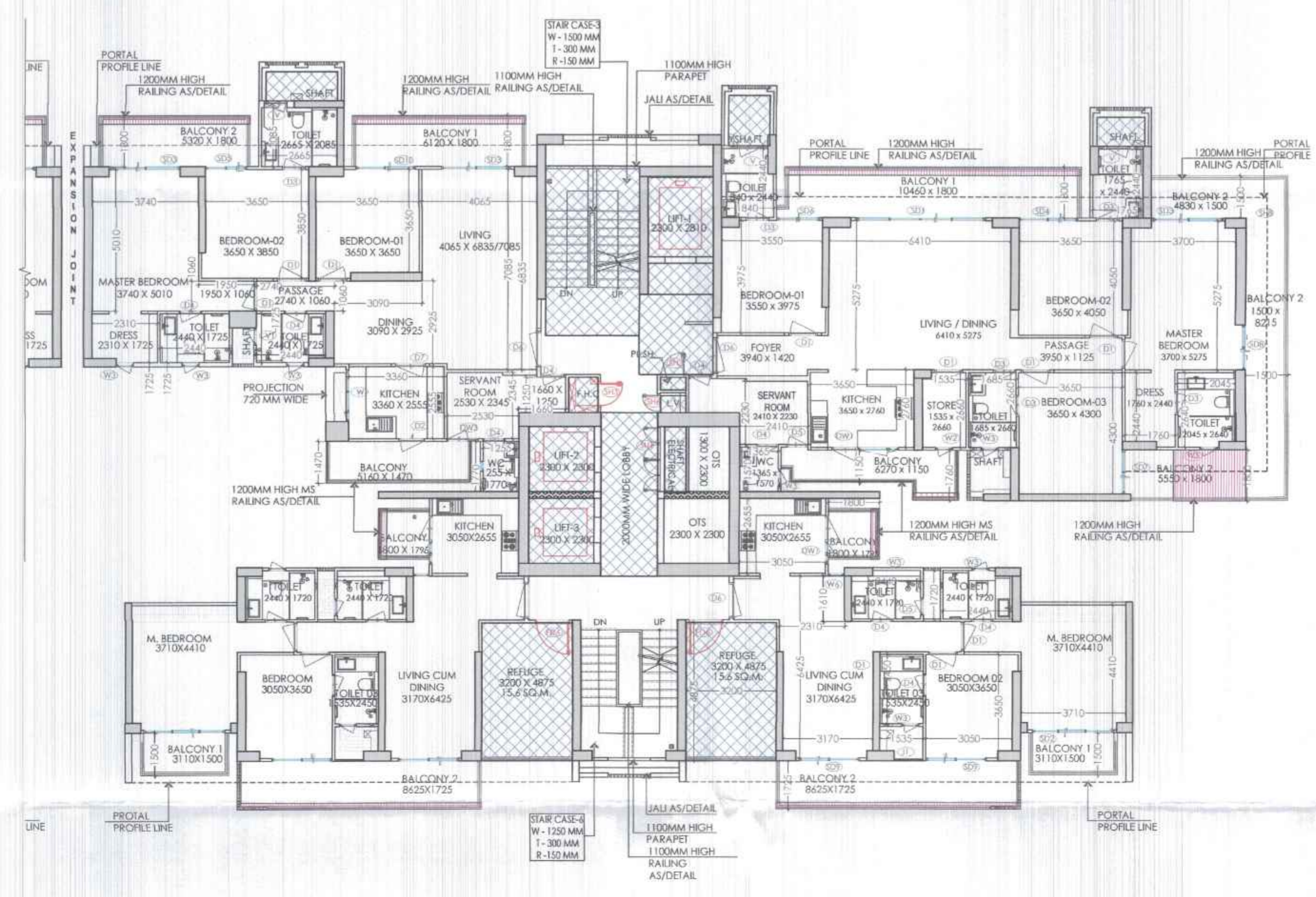


MUMTY & MACHINE ROOM TOWER A1 SERVICE AREA DETAIL

GGL RESIDENTIAL TOWER DW SCHEDULE					
Sr.No	TYPE	OPENING	HEIGHT	SILL	LINTEL
1	SD1	4570	2500	0	2500
2	SD2	2860	2500	0	2500
3	SD3	2440	2500	0	2500
4	SD4	2075	2500	0	2500
5	SD5	1465	2500	0	2500
6	SD6	1520	2500	0	2500
7	SD8	1600	2500	0	2500
8	SD9	2130	2500	0	2500
9	SD10	2090	2500	0	2500
10	FD	1200	2500	0	2500
11	D1	1000	2500	0	2500
12	D2	900	2500	0	2500
13	D3	800	2500	0	2500
14	D4	800	2500	0	2500
15	D5	600	2500	0	2500
16	D6	1250	2500	0	2500
17	D7	1050	2500	0	2500
18	DW	900	2500	0	2500
19	DW1	750	1300	1200	2500
20	DW3	800	2500	0	2500
21	SH1	2295	2425	75	2500
22	SH2	1000	2425	75	2500
23	SH3	900	2425	75	2500
24	SH4	750	2425	75	2500
25	SH5	650	2425	75	2500
26	SH6	650	2425	75	2500
27	W	1830	1300	1200	2500
28	W1	600	1300	1200	2500
29	W2	600	1300	1200	2500
30	W3	600	1300	1200	2500
31	W4	600	1300	1200	2500
32	W6	565	1300	1200	2500
33	W7	460	1300	1200	2500
34	V	800	1300	1200	2500
35	V1	600	1300	1200	2500

MUMTY & MACHINE ROOM SERVICE F.A.R TOWER - A1				
Sr.No.	Coff.No.	Breadth	Length	Area
S1	1	6500	9825	63.86
S2	1	7785	5790	45.08
S3	1	4000	7110	28.44
TOTAL AREA			(B)	137.38

Greater Noida Industrial Development Authority  
 SANCTION  
 Vide Letter No. 1678 Dated 02/15/2025  
 Valid From Date 05/2025  
 Sr. Mgr. (Plng./Arch.)  
 Asstt. Mgr. (Plng./Arch.)



REFUGE FLOOR PLAN TOWER A3  
18TH FLOOR

REFUGE FLOOR AREA DETAIL IN F.A.R  
TOWER - A3

Sr.No.	Coff.No.	Breadth	Length	Area
1	1	3915	2170	8.50
4	1	8215	4250	34.91
5	1	8235	11200	92.23
6	1	1380	4050	5.59
6a	1	400	5000	2.00
6b	1	1800	200	0.36
7	1	300	2385	0.71
8	2	1800	240	0.86
9	1	1685	650	1.10
11	2	6825	8625	117.73
12	2	3410	4610	31.44
13	2	540	4610	4.58
14	2	240	1750	0.84
15	2	240	160	0.08
16	1	4000	585	2.34
17	2	3200	6825	43.68
19	1	4000	6825	27.30
20	1	14080	2040	28.72
21	1	10600	1115	11.82
22	1	10600	1105	11.71
23	1	8125	11545	83.80
24	1	5460	7925	43.27
25	1	8830	7075	60.35
26	1	2925	1845	5.40
27	2	2925	705	4.12
28	1	5290	2925	15.47
29	1	1735	1940	3.37
31	1	7355	1805	13.28
32	1	3005	3700	11.12
35	1	1795	650	1.17
36	1	240	750	0.18
<b>TOTAL AREA</b>				<b>678.43</b>

15% OF FAR AREA TYPICAL FLOOR  
TOWER - A3

Sr.No.	Coff.No.	Breadth	Length	Area
S1	2	3200	4875	31.2
S3	1	3300	6000	19.8
S4	1	2300	2815	6.47
S5	1	2900	2830	7.36
S5a	1	2300	1085	2.52
S6	1	1250	1025	1.28
S7	1	445	900	0.40
S8	1	600	900	0.54
S9	2	2300	2300	10.58
S10	1	2000	5790	11.58
S11	1	700	2345	1.78
S12	1	1690	1035	1.75
S15	1	1460	1780	2.60
S18	1	2525	1035	2.61
<b>TOTAL AREA</b>				<b>100.48</b>

TOWER - A3 TYPICAL FLOOR: CUTOUTS

Sr.No.	Coff.No.	Breadth	Length	Area
C1	1	1300	2300	2.99
C2	1	425	1730	0.74
C4	2	1365	600	1.64
C5	2	1385	660	2.38
C12	1	5900	600	3.54
C14	1	1065	470	0.50
C18	1	795	2700	2.15
C19	1	2300	2300	5.29
C20	1	3520	300	1.06
<b>TOTAL AREA</b>				<b>20.28</b>

ADDITIONAL BALCONY (1/4 AREA)  
TYPICAL FLOOR (TOWER - A3)

Sr.No.	Coff.No.	Breadth	Length	Area
B1	1	5520	300	1.60
B2	1	6120	300	1.84
B3	1	10460	300	3.14
B4	1	2550	1800	4.59
B6	1	1925	280	0.42
B7	2	1795	300	1.08
B8	2	6825	225	3.08
<b>25% OF TOTAL = F</b>				<b>4.14</b>

18TH FLOOR REFUGE AREA  
GROSS AREA (POWER A1 & A3) = 419.31 SQ. M.  
OCCUPANTS LOAD FACTOR (RESIDENTIAL) = 12.5 SQ. M./PERSON  
NO. OF PERSONS (GROSS AREA OF 2 FLOORS/OCCUPANT LOAD) = (419.31/12.5) = 33.54  
REQUIRED REFUGE AREA PER FLOOR (NO. OF PERSONS X 3) = 100.62 SQ. M.  
PROPOSED REFUGE AREA = 100.48 SQ. M.

GGL RESIDENTIAL TOWER DW SCHEDULE

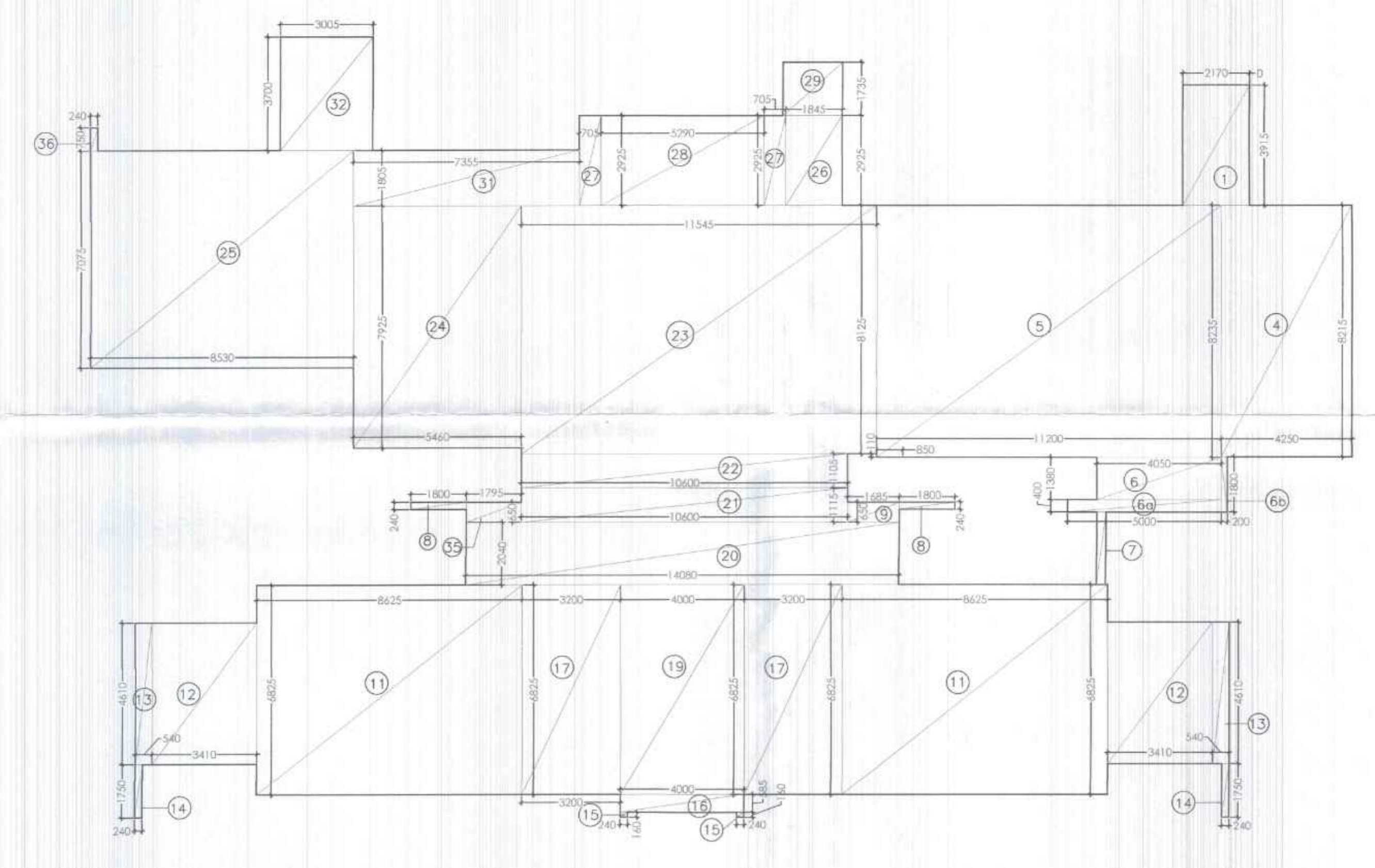
Sr.NO	TYPE	OPENING	HEIGHT	SILL	LINTEL
1	SD1	4570	2500	0	2500
2	SD2	2860	2500	0	2500
3	SD3	2440	2500	0	2500
4	SD4	2075	2500	0	2500
5	SD5	1465	2500	0	2500
6	SD6	1520	2500	0	2500
7	SD8	1600	2500	0	2500
8	SD9	2130	2500	0	2500
9	SD10	2090	2500	0	2500
10	FD	1200	2500	0	2500
11	D1	1000	2500	0	2500
12	D2	900	2500	0	2500
13	D3	800	2500	0	2500
14	D4	800	2500	0	2500
15	D5	600	2500	0	2500
16	D6	1250	2500	0	2500
17	D7	1050	2500	0	2500
18	DW	900	2500	0	2500
19	DW1	750	1300	1200	2500
20	DW3	800	2500	0	2500
21	SH1	2295	2425	75	2500
22	SH2	1000	2425	75	2500
23	SH3	900	2425	75	2500
24	SH4	750	2425	75	2500
25	SH5	650	2425	75	2500
26	SH6	650	2425	75	2500
27	W	1830	1300	1200	2500
28	W1	600	1300	1200	2500
29	W2	600	1300	1200	2500
30	W3	600	1300	1200	2500
31	W4	600	1300	1200	2500
32	W6	565	1300	1200	2500
33	W7	460	1300	1200	2500
34	V	800	1300	1200	2500
35	V1	600	1300	1200	2500

OWNER'S SIGN ARCHITECT'S SIGN  
M/S AR Landcraft LLP  
Mr. AVANISH SRIVASTAV  
B.Arch  
CA/2016/77164  
FF-37, KADAMBA COMPLEX  
GAMMA-1, GR. NOIDA-201310

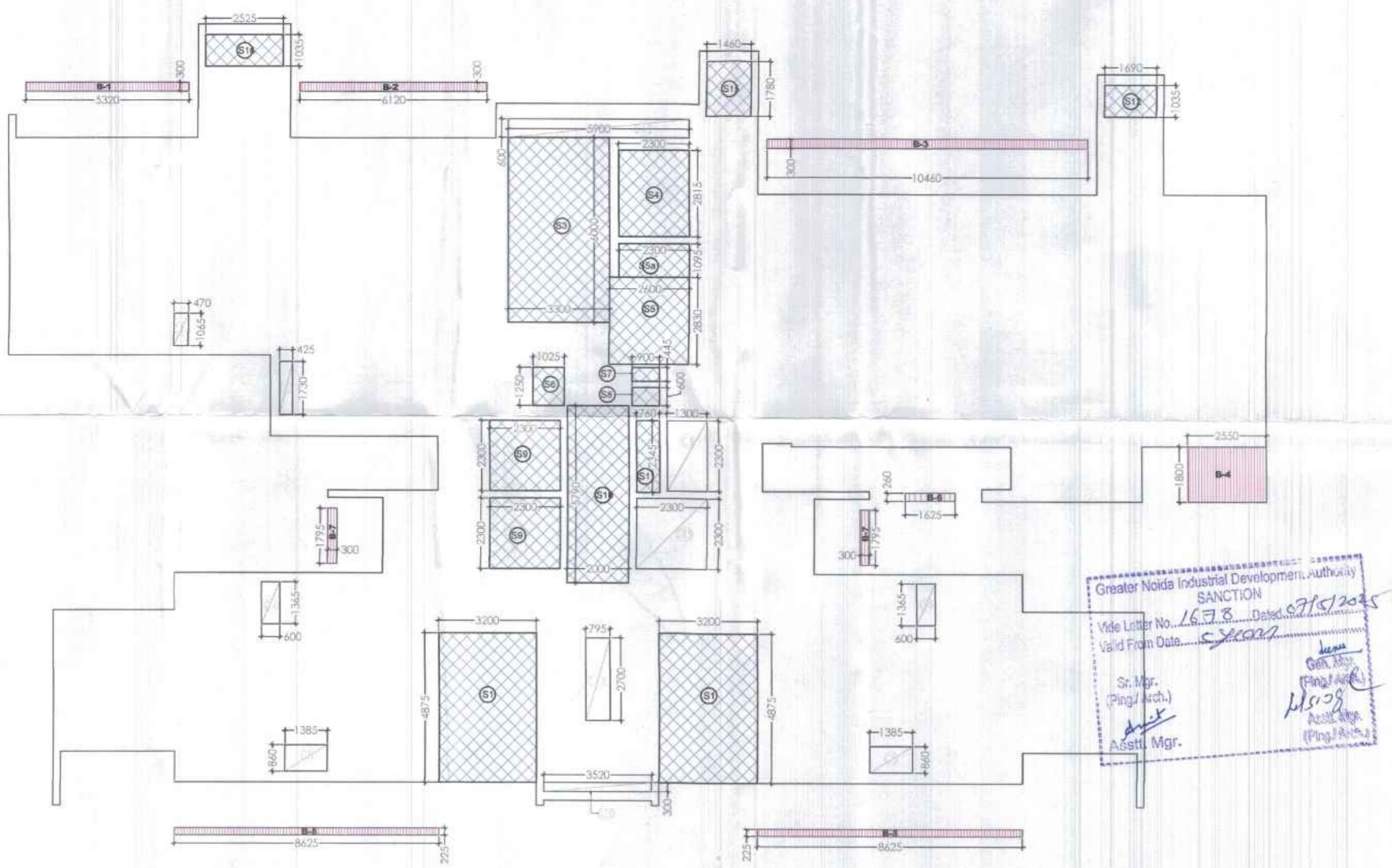


Notes

- 25% OF BALCONY FAR
- 15% SERVICE FAR



REFUGE FLOOR AREA DETAIL TOWER A3  
18TH FLOOR



REFUGE FLOOR SERVICE AREA DETAIL TOWER A3  
18TH FLOOR

Clients  
M/S AR Landcraft LLP

ARCHITECTS :  
GOLDEN INDIA ARCHITECTS  
F.F - 37, KADAMBA SHOPPING  
COMPLEX , GAMMA - 1,  
GREATER NOIDA - 201310

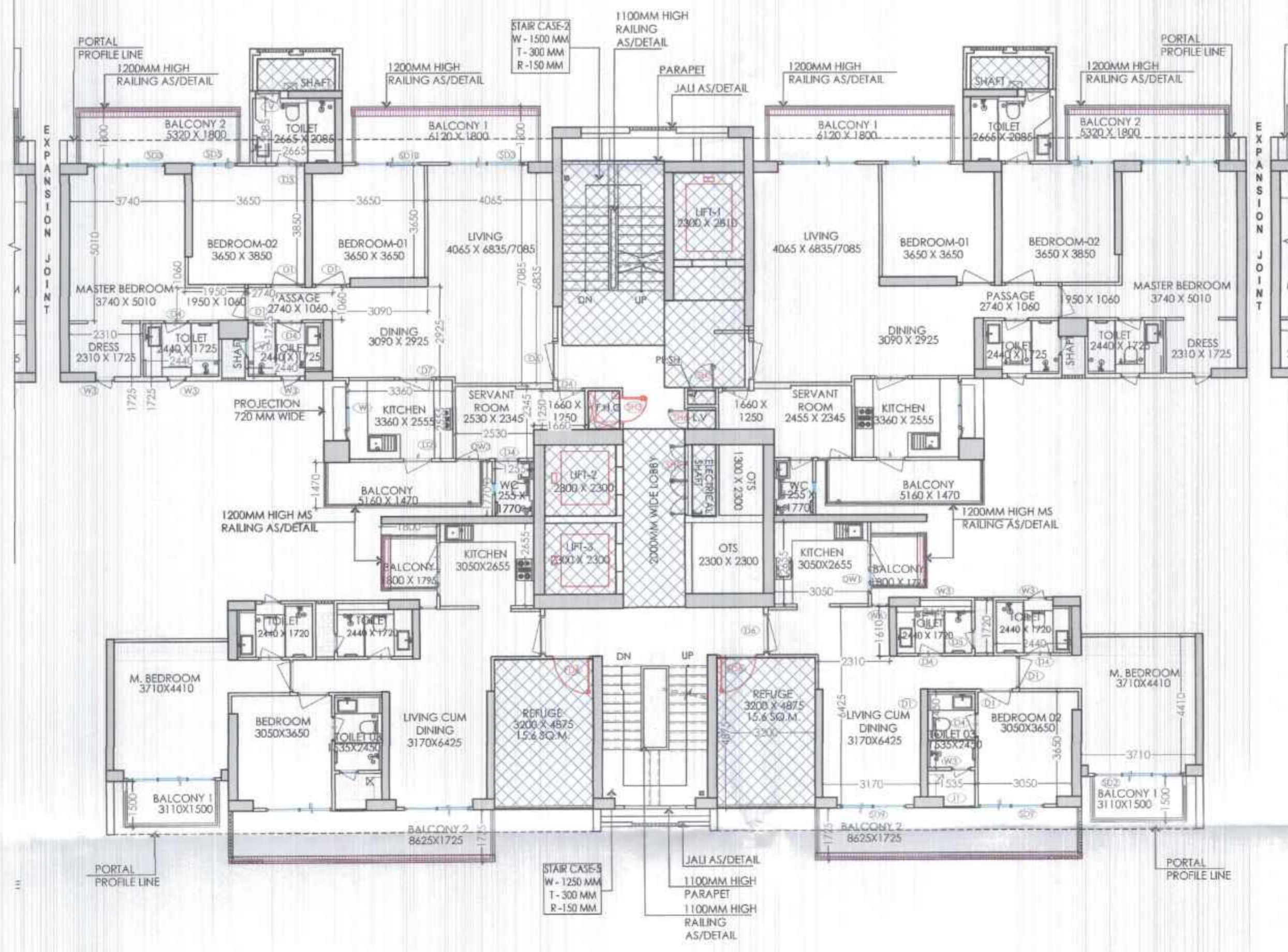
Services Consultant  
Consummate Engineering  
Services (P) Ltd.  
Noida Office : B - 67, Sector - 67, Noida - 201 301  
e mail : mail@cespln

DESIGN BY:  
ARCOP ASSOCIATES  
A-15, PAMPOSH ENCLAVE  
New Delhi-110 048

Project title  
PROPOSED RECREATIONAL  
ENTERTAINMENT PARK AT PLOT  
NO. REP.1 SECTOR - 27 GREATER  
NOIDA,(U.P.) BELONGING TO M/S A  
R LANDCRAFT LLP

Drawing Title  
RESIDENTIAL TOWER - [TOWER-A3]  
REFUGE FLOOR PLAN & AREA ENVELOPE PLAN

Job No. Drawing No.  
Drawn DANISH Checked ASHU A3-R-106  
Date 06.02.2025 Scale 1:125 Revisions 0



REFUGE FLOOR PLAN TOWER A2  
18TH FLOOR

**REFUGE FLOOR AREA DETAIL IN F.A.R. TOWER - A2**

Sr.No.	Coff./No.	Breadth mm.	Length mm.	Area sqmtr
1	2	240	750	0.36
4	2	7075	6180	87.16
5	2	2370	7075	33.54
6	2	3700	3025	22.24
7	1	9730	10490	102.07
8	1	10490	4460	46.79
9	2	5480	9730	106.25
10	1	10400	5075	52.78
11	1	6700	1120	7.50
14	1	4000	435	1.74
15	2	3200	1750	11.20
16	1	4000	1900	7.60
17	2	240	160	0.08
18	2	240	1750	0.84
19	2	1940	1750	6.86
20	2	1795	750	2.89
22	2	1800	240	0.86
24	2	7550	6625	103.06
25	2	4810	3650	36.42
27	2	1070	6825	14.61
<b>REFUGE FLOOR AREA DETAIL (A)</b>				<b>644.75</b>

**15% OF FAR AREA REFUGE FLOOR TOWER - A2**

Sr.No.	Coff./No.	Breadth mm.	Length mm.	Area sqmtr
S1	2	3200	4875	31.20
S2	2	2825	1035	5.23
S5	1	2345	760	1.78
S6	1	2300	2815	6.47
S7	1	6000	3300	19.80
S8	1	2600	2830	7.36
S8a	1	2300	1100	2.53
S9	1	1025	1250	1.28
S10	1	900	445	0.40
S11	1	900	800	0.54
S12	1	2000	5790	11.58
S13	2	2300	2300	10.58
<b>TOTAL AREA (B)</b>				<b>98.75</b>

**TOWER A2 REFUGE FLOOR : CUTOUTS**

Sr.No.	Coff./No.	Breadth mm.	Length mm.	Area sqmtr
C2	2	1085	470	1.00
C4	2	425	1730	1.47
C5	2	1385	800	1.84
C6	1	2300	1300	2.99
C7	2	860	1385	2.38
C12	1	795	2700	2.15
C13	1	5900	600	3.54
C14	1	2300	2300	5.29
C15	1	3520	300	1.06
<b>TOTAL AREA (C)</b>				<b>21.51</b>

**ADDITIONAL BALCONY (14 AREA) REFUGE FLOOR TOWER - A2**

Sr.No.	Coff./No.	Breadth mm.	Length mm.	Area sqmtr
B1	2	5320	300	3.19
B2	2	6120	300	3.67
B4	2	300	1795	1.08
B5	2	8625	225	3.88
<b>25% OF TOTAL = D</b>				<b>2.96</b>
<b>Net FAR = Total FAR - Cutouts - 15% Service FAR + (25%) Excess Balcony Area</b>				<b>527.43</b>

**18TH FLOOR REFUGE AREA:**  
 GROSS AREA (TOWER A2) = 581.52 SQ. M.  
 OCCUPANTS LOAD FACTOR (RESIDENTIAL) = 12.5 SQ. M./PERSON  
 NO. OF PERSONS (GROSS AREA OF 2 FLOORS / OCCUPANT LOAD) = (581.52 X 2) / 12.5 = 93.04 ~ 93  
 REQUIRED REFUGE AREA PER FLOOR (NO. OF PERSONS X 3 + 0.9 FOR EVERY 20 PERSONS) = (93 X 3) + 0.9 = 27.15 SQ. M.  
 TOTAL REFUGE AREA REQUIRED = 27.15 SQ. M.  
 PROPOSED REFUGE AREA = 31.30 SQ. M.

**GGL RESIDENTIAL TOWER DW SCHEDULE**

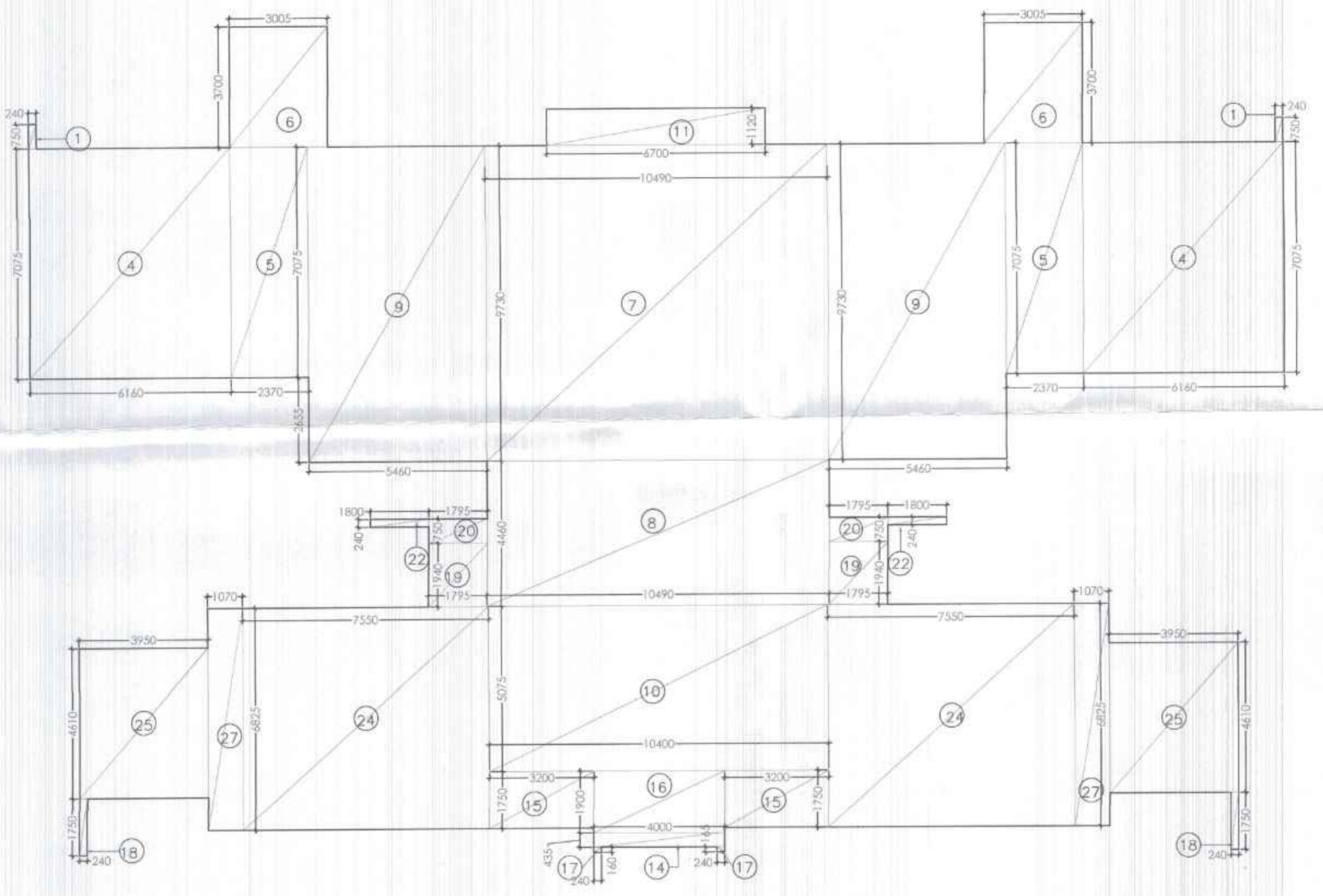

Sr.NO	TYPE	OPENING	HEIGHT	SILL	UNTEL
1	SD1	4570	2500	0	2500
2	SD2	2860	2500	0	2500
3	SD3	2440	2500	0	2500
4	SD4	2075	2500	0	2500
5	SD5	1465	2500	0	2500
6	SD6	1520	2500	0	2500
7	SD8	1600	2500	0	2500
8	SD9	2130	2500	0	2500
9	SD10	2090	2500	0	2500
10	FD	1200	2500	0	2500
11	D1	1000	2500	0	2500
12	D2	900	2500	0	2500
13	D3	800	2500	0	2500
14	D4	800	2500	0	2500
15	D5	600	2500	0	2500
16	D6	1250	2500	0	2500
17	D7	1050	2500	0	2500
18	DW	900	2500	0	2500
19	DW1	750	1300	1200	2500
20	DW3	900	2500	0	2500
21	DW3	750	1300	1200	2500
22	DW3	800	2500	0	2500
23	DW3	300	1300	1200	2500
24	SH1	2295	2425	75	2500
25	SH2	1000	2425	75	2500
26	SH3	900	2425	75	2500
27	SH4	750	2425	75	2500
28	SH5	650	2425	75	2500
29	SH6	650	2425	75	2500
30	W	1830	1300	1200	2500
31	W1	600	1300	1200	2500
32	W2	600	1300	1200	2500
33	W3	600	1300	1200	2500
34	W4	600	1300	1200	2500
35	W5	600	1300	1200	2500
36	W6	565	1300	1200	2500
37	W7	460	1300	1200	2500
38	V	800	1300	1200	2500
39	V1	600	1300	1200	2500

**OWNER'S SIGN**  
**ARCHITECT'S SIGN**  
 AR Landcraft LLP  
 M. AVANISH SRIVASTAV  
 B.Arch  
 CA/2015/77184  
 FF-57, KADAMBA COMPLEX  
 GAMMA-1, GR. NOIDA-201310

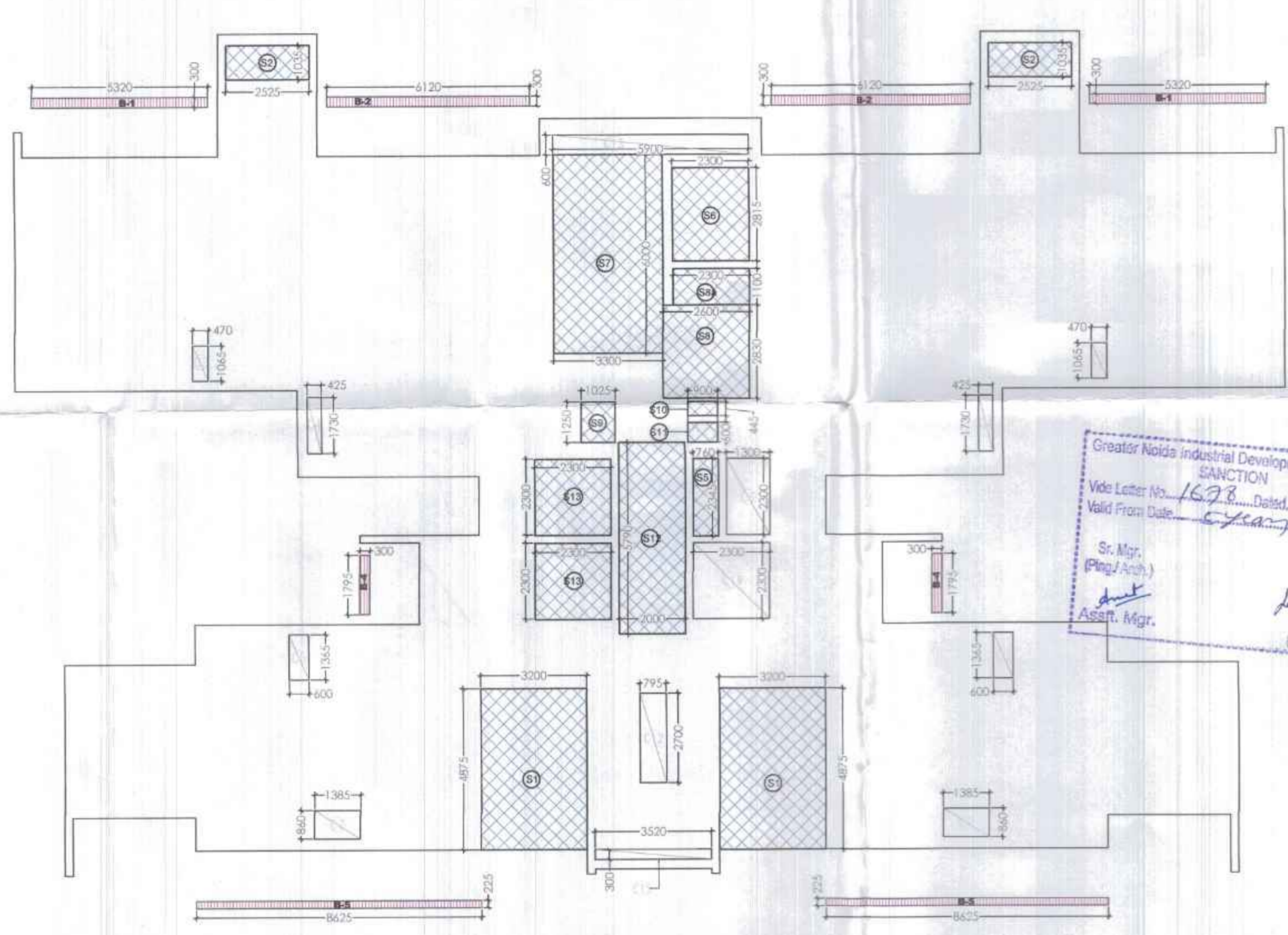
Key Plan



Notes



REFUGE FLOOR AREA DETAIL TOWER A2  
18TH FLOOR



REFUGE FLOOR SERVICE AREA DETAIL TOWER A2  
18TH FLOOR

Clients

M/S AR Landcraft LLP

ARCHITECTS :

GOLDEN INDIA ARCHITECTS  
 F.F - 37, KADAMBA SHOPPING  
 COMPLEX, GAMMA - 1,  
 GREATER NOIDA - 201310

Services Consultant

Consummate Engineering  
 Services (P) Ltd.  
 Noida Office : B - 67, Sector - 67, Noida - 201 301

e mail : mail@cespln

DESIGN BY:

ARCOP ASSOCIATES  
 A-15, PAMPOSH ENCLAVE  
 New Delhi-110 048

Project title

PROPOSED RECREATIONAL  
 ENTERTAINMENT PARK AT PLOT  
 NO. REP.1 SECTOR - 27 GREATER  
 NOIDA, (U.P.) BELONGING TO M/S A  
 R LANDCRAFT LLP

Drawing Title

RESIDENTIAL TOWER - [TOWER-A2]  
 REFUGE FLOOR PLAN & AREA ENVELOPE PLAN

Job No.

Drawing No.

Drawn

Checked

A2-R-106

Date

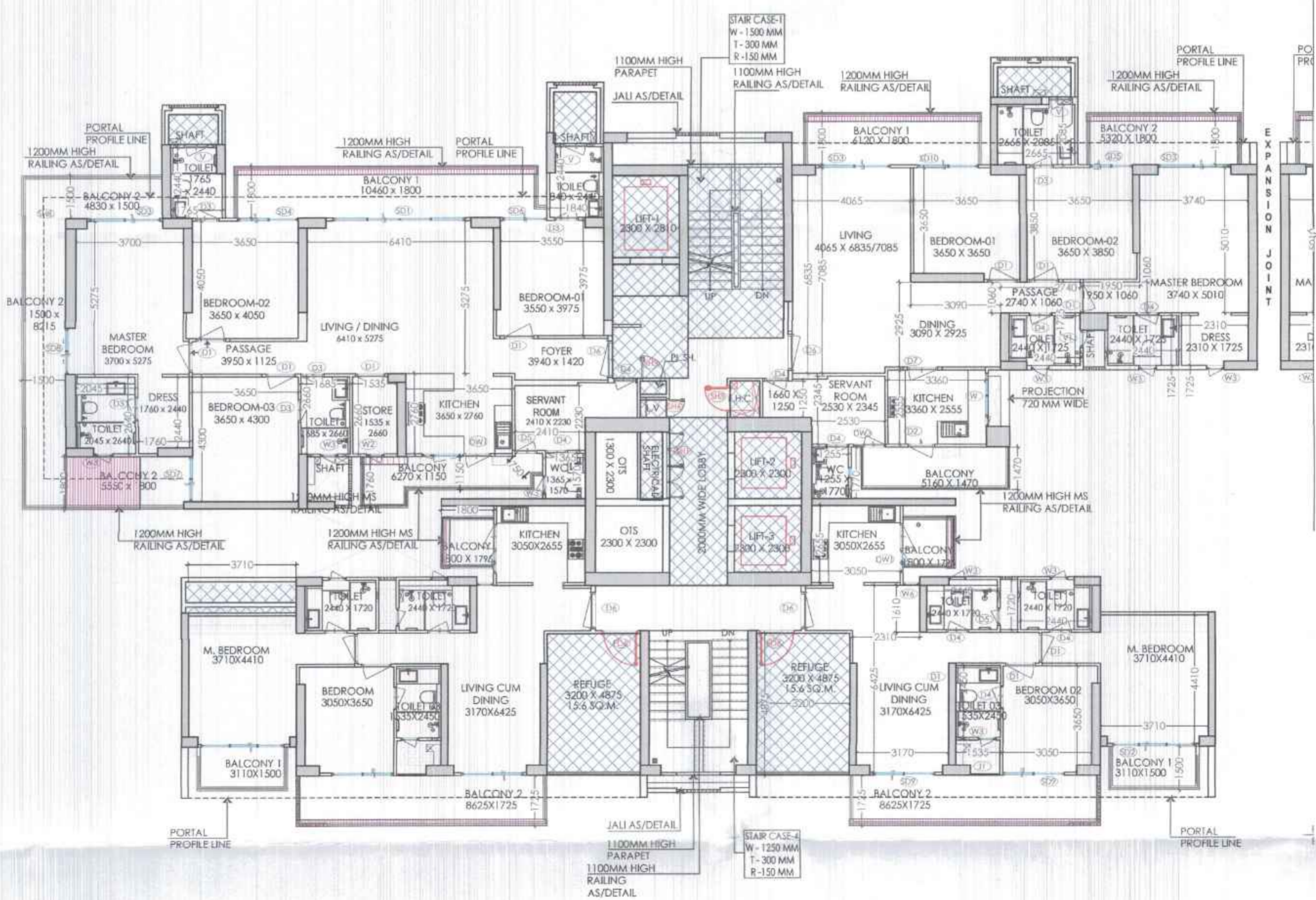
Scale

Revisions

06.02.2025

1:125

0



REFUGE FLOOR PLAN TOWER A1  
18TH FLOOR

REFUGE FLOOR AREA DETAIL IN F.A.R. TOWER - A1

Sr.No.	Coff.No.	Breadth mm	Length mm	Area sqmtr
1	1	3915	2170	8.50
4	1	8215	4250	34.91
5	1	8235	11200	92.23
6	1	1380	4050	5.59
6a	1	400	5000	2.00
6b	1	1800	200	0.36
7	1	300	2365	0.71
8	2	1800	240	0.86
9	1	1685	650	1.10
11	2	6825	8625	117.73
12	1	3410	4610	15.72
12a	1	3460	5825	20.15
13	1	540	4610	2.49
13a	1	490	5825	2.85
14	2	240	1750	0.84
15	2	240	160	0.08
16	1	4000	585	2.34
17	2	3200	6825	43.68
19	1	4000	6825	27.30
20	1	14080	2040	28.72
21	1	10600	1115	11.82
22	1	10600	1105	11.71
23	1	8125	11545	93.80
24	1	5460	7925	43.27
25	1	8530	7075	60.35
26	1	2925	1945	5.40
27	2	2925	705	4.12
28	1	5290	2925	15.47
29	1	1735	1940	3.37
31	1	7355	1805	13.28
32	1	3005	3700	11.12
35	1	1795	650	1.17
36	1	240	750	0.18
<b>REFUGE FLOOR AREA DETAIL</b>		<b>(A)</b>		<b>683.22</b>

15% OF FAR AREA REFUGE FLOOR TOWER - A1

Sr.No.	Coff.No.	Breadth mm	Length mm	Area sqmtr
S1	2	3200	4875	31.2
S3	1	3300	6000	19.8
S4	1	2300	2815	6.47
S5	1	2800	2830	7.36
S5a	1	2300	1095	2.52
S6	1	1250	1025	1.28
S7	1	445	900	0.40
S8	1	600	900	0.54
S9	2	2300	2300	10.58
S10	1	2000	5790	11.58
S11	1	760	2345	1.78
S12	1	1690	1035	1.75
S13	1	3800	625	2.38
S14	1	3800	200	0.76
S15	1	1460	1780	2.60
S16	1	2825	1035	2.61
<b>TOTAL AREA</b>		<b>(D)</b>		<b>103.61</b>

TOWER - A1 TYPICAL FLOOR : CUTOUTS

Sr.No.	Coff.No.	Breadth mm	Length mm	Area sqmtr
C1	1	1300	2300	2.99
C2	1	425	1730	0.74
C4	2	1365	600	1.64
C5	2	1385	860	2.38
C12	1	5900	600	3.54
C14	1	1065	470	0.50
C18	1	795	2700	2.15
C19	1	2300	2300	5.29
C20	1	3520	300	1.06
<b>TOTAL AREA</b>		<b>(E)</b>		<b>20.28</b>

ADDITIONAL BALCONY (1/4 AREA) TYPICAL FLOOR (TOWER - A1)

Sr.No.	Coff.No.	Breadth mm	Length mm	Area
B1	1	5320	300	1.60
B2	1	6120	300	1.84
B3	1	10220	300	3.07
B4	1	2550	1800	4.59
B6	1	1625	280	0.42
B7	2	1795	300	1.06
B8	2	8625	225	3.88
<b>25% OF TOTAL = F</b>				<b>4.12</b>

Net FAR = Total FAR - Cutoffs - 15% Service FAR - (25% Excess Balcony Area) = 563.45

18TH FLOOR REFUGE AREA  
GROSS AREA (TOWER A1 & A3) = 449.5 SQ. M.  
OCCUPANTS LOAD FACTOR (RESIDENTIAL) = 12.5 SQ. M./PERSON  
NO. OF PERSONS (GROSS AREA OF FLOOR/OCCUPANT LOAD) = (449.5/12.5) = 35.96 = 36  
REQUIRED REFUGE AREA PER FLOOR (NO. OF PERSONS/3 + 0.9) (FOR EVERY 200 PERSONS) = (36/3) + 0.9 = 12.9 SQ. M.  
TOTAL REFUGE AREA REQUIRED = 35 x 12.9 = 451.5 SQ. M.  
PROPOSED REFUGE AREA = 31.36 SQ. M.

GGL RESIDENTIAL TOWER DW SCHEDULE

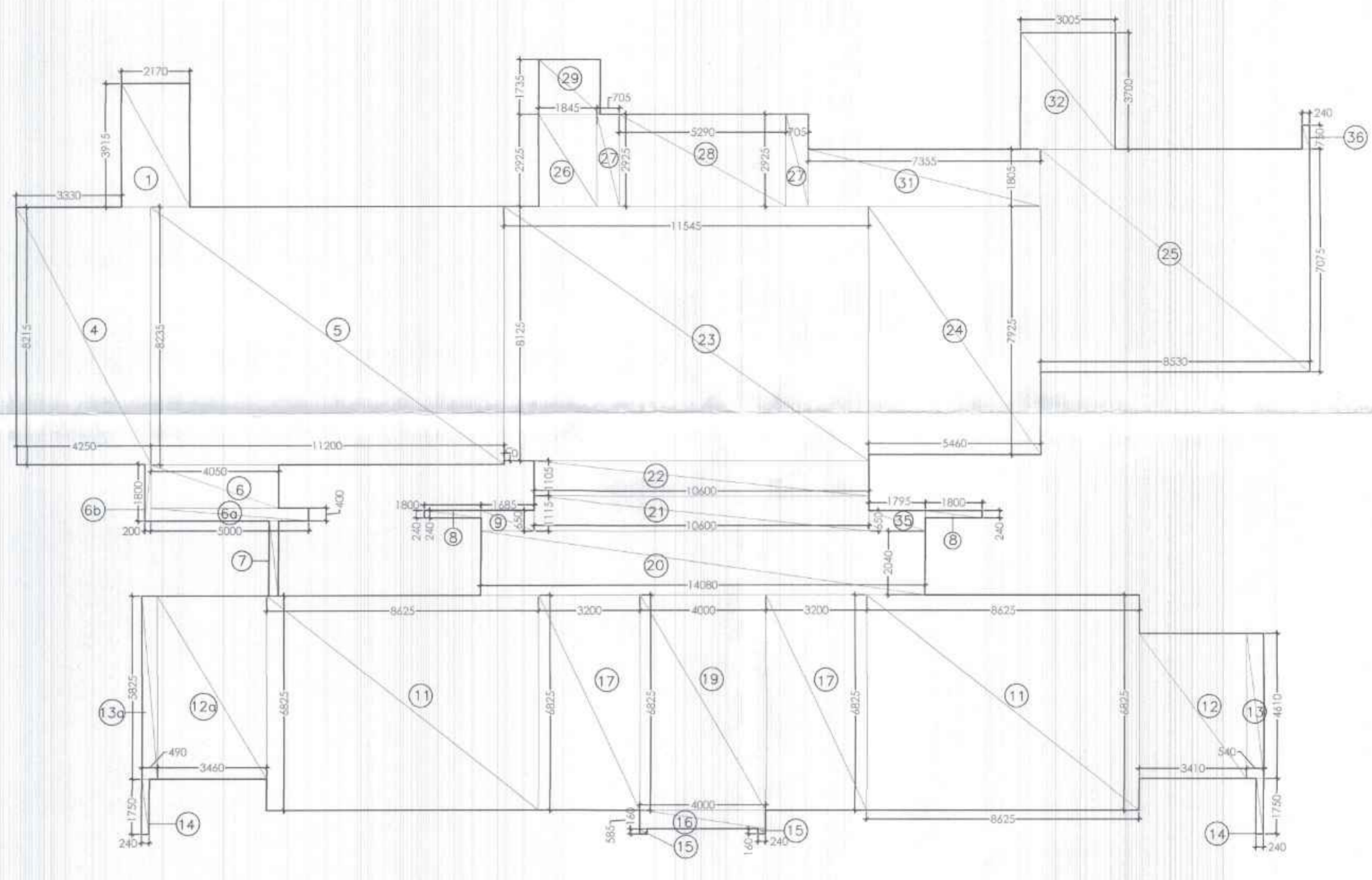

Sr.No.	TYPE	OPENING	HEIGHT	SILL	UNTEL
1	SD1	4570	2500	0	2500
2	SD2	2860	2500	0	2500
3	SD3	2440	2500	0	2500
4	SD4	2075	2500	0	2500
5	SD5	1465	2500	0	2500
6	SD6	1520	2500	0	2500
7	SD8	1600	2500	0	2500
8	SD9	2190	2500	0	2500
9	SD10	2090	2500	0	2500
10	FD	1200	2500	0	2500
11	D1	1000	2500	0	2500
12	D2	900	2500	0	2500
13	D3	800	2500	0	2500
14	D4	800	2500	0	2500
15	D5	600	2500	0	2500
16	D6	1250	2500	0	2500
17	D7	1050	2500	0	2500
18	DW	750	1300	1200	2500
19	DW1	900	2500	0	2500
20	DW3	750	1300	1200	2500
21	DW3	800	2500	0	2500
22	DW3	300	1300	1200	2500
23	SH1	2295	2425	75	2500
24	SH2	1000	2425	75	2500
25	SH3	900	2425	75	2500
26	SH4	750	2425	75	2500
27	SH5	650	2425	75	2500
28	SH6	650	2425	75	2500
29	W	1830	1300	1200	2500
30	W1	600	1300	1200	2500
31	W2	600	1300	1200	2500
32	W3	600	1300	1200	2500
33	W4	600	1300	1200	2500
34	W5	565	1300	1200	2500
35	W6	460	1300	1200	2500
36	V	800	1300	1200	2500
37	V1	600	1300	1200	2500

OWNER'S SIGN: AR Landcraft LLP  
ARCHITECT'S SIGN: Mr. AVANISH SRIVASTAVA, B.A.R.CH, CA/2016/77164, FF-37, KADAMBA SHOPPING COMPLEX, GAMMA - 1, GREATER NOIDA-201310

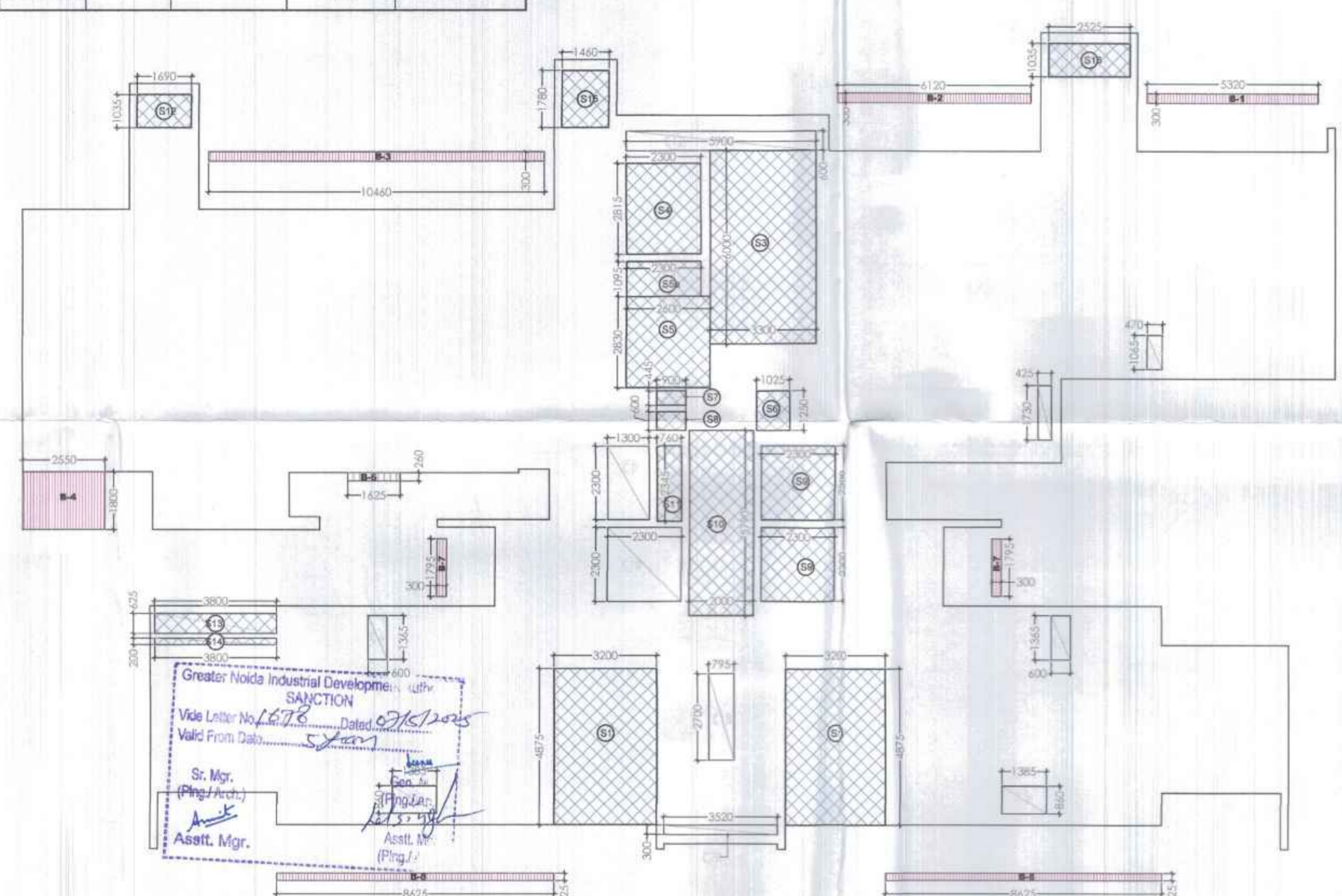
Key Plan



Notes



REFUGE FLOOR AREA DETAIL TOWER A1  
18TH FLOOR



REFUGE FLOOR SERVICE AREA DETAIL TOWER A1  
18TH FLOOR

Clients

M/S AR Landcraft LLP

ARCHITECTS :

GOLDEN INDIA ARCHITECTS  
F.F - 37, KADAMBA SHOPPING COMPLEX, GAMMA - 1, GREATER NOIDA - 201310

Services Consultant

Consummate Engineering Services (P) Ltd.  
Noida Office : B - 67, Sector - 67, Noida - 201 301

e mail : mail@cespln

DESIGN BY:

ARCOP ASSOCIATES  
A-15, PAMPOSH ENCLAVE  
New Delhi-110 048

Project title

PROPOSED RECREATIONAL ENTERTAINMENT PARK AT PLOT NO. REP.1 SECTOR - 27 GREATER NOIDA,(U.P.) BELONGING TO M/S A R LANDCRAFT LLP

Drawing Title

RESIDENTIAL TOWER - [TOWER-A1]  
REFUGE FLOOR PLAN & AREA ENVELOPE PLAN

Job No.

Drawing No.

Drawn

Checked

A1-R-106

Date

Scale

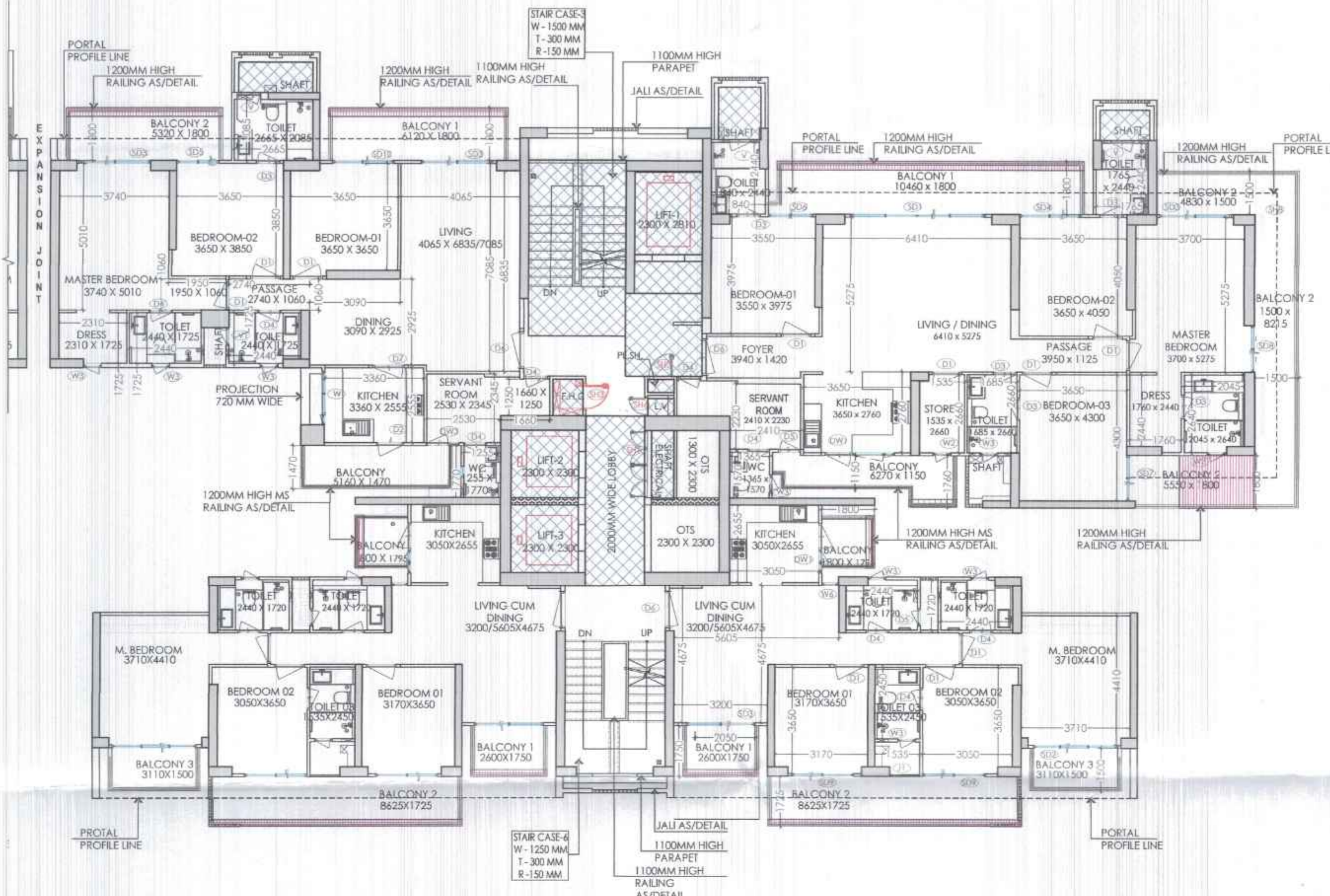
Revisions

06.02.2025

1:125

0

SHEET



TYPICAL FLOOR PLAN TOWER A3  
 3 TO 25 (EXCLUDING 18 FLOOR)

TYPICAL FLOOR AREA DETAIL IN FAR TOWER - A3

ADDITION AREA (A)				
Sr.No.	Coff.No.	Breadth	Length	Area
1	1	3915	2170	8.50
4	1	8215	4290	34.91
5	1	8235	11200	92.23
6	1	1380	4050	5.59
6a	1	400	6900	2.70
6b	1	1800	200	0.36
7	1	300	2365	0.71
8	2	240	1800	0.86
9	1	1865	690	1.10
11	2	8625	8625	117.73
12	2	3410	4610	31.44
13	2	540	4610	4.88
14	2	240	1750	0.84
15	2	240	160	0.08
16	1	4000	585	2.34
17	2	3200	5075	32.48
19	1	4000	6825	27.30
20	1	14080	2040	28.72
21	1	10800	1115	11.82
22	1	10800	1105	11.71
23	1	8125	11545	93.80
24	1	5480	7525	43.27
25	1	8830	7075	60.35
26	1	2625	1845	5.40
27	2	2025	705	4.12
28	1	5290	2925	15.47
29	1	1735	1940	3.37
31	1	7355	1805	13.28
32	1	3005	3700	11.12
35	1	1795	660	1.17
36	1	750	240	0.18
TYPICAL FLOOR AREA DETAIL (A)				667.23

15% OF FAR AREA TYPICAL FLOOR TOWER - A3

ADDITION AREA (D)				
Sr.No.	Coff.No.	Breadth	Length	Area
S3	1	3300	6000	19.8
S4	1	2300	2815	6.47
S5	1	2800	2830	7.36
S5a	1	2300	1099	2.52
S6	1	1250	1025	1.28
S7	1	445	900	0.40
S8	1	600	900	0.54
S9	2	2300	2300	10.58
S10	1	2000	8790	11.58
S11	1	780	2345	1.78
S12	1	1880	1035	1.75
S15	1	1460	1780	2.60
S18	1	2525	1035	2.61
TOTAL AREA (D)				69.28

TOWER - A3 TYPICAL FLOOR: CUTOUTS

SUBTRACTION AREA (D)				
Sr.No.	Coff.No.	Breadth	Length	Area
C1	1	1300	2500	2.89
C2	1	425	1730	0.74
C4	2	1365	600	1.64
C5	2	1365	860	2.36
C12	1	5900	600	3.54
C14	1	1066	470	0.50
C18	1	795	2700	2.15
C19	1	2300	2300	5.29
C20	1	3520	300	1.06
TOTAL AREA				26.28

ADDITIONAL BALCONY (14 AREA) TYPICAL FLOOR (TOWER - A3)

Sr.No.	Coff.No.	Breadth	Length	Area
B1	1	5320	300	1.60
B2	1	6120	300	1.84
B3	1	10460	300	3.14
B4	1	2550	1800	4.59
B5	2	2800	250	1.30
B6	1	1625	280	0.42
B7	2	1795	300	1.08
B8	2	6625	225	3.68
25% OF TOTAL = F				4.46

Net FAR = Total FAR - Cutoffs - 15% Service FAR + (25% Excess Balcony Area)

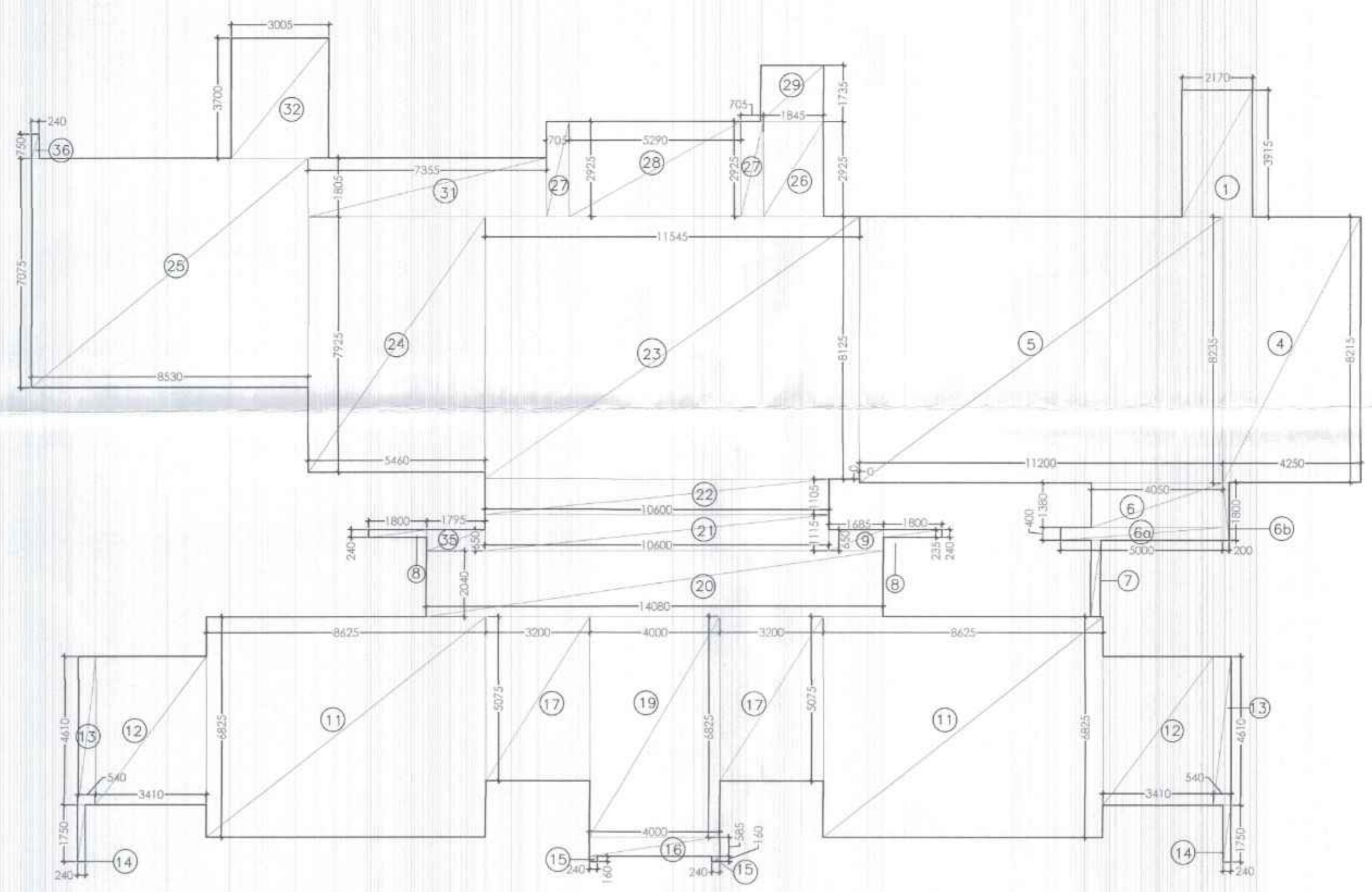

GGL RESIDENTIAL TOWER DW SCHEDULE

Sr.NO	TYPE	OPENING	HEIGHT	SILL	LINTEL
1	SD1	4570	2500	0	2500
2	SD2	2860	2500	0	2500
3	SD3	2440	2500	0	2500
4	SD4	2075	2500	0	2500
5	SD5	1465	2500	0	2500
6	SD6	1520	2500	0	2500
7	SD8	1600	2500	0	2500
8	SD9	2130	2500	0	2500
9	SD10	2090	2500	0	2500
10	FD	1200	2500	0	2500
11	D1	1000	2500	0	2500
12	D2	900	2500	0	2500
13	D3	800	2500	0	2500
14	D4	800	2500	0	2500
15	D5	600	2500	0	2500
16	D6	1250	2500	0	2500
17	D7	1050	2500	0	2500
18	DW	900	2500	0	2500
19	DW1	900	2500	0	2500
20	DW3	800	2500	0	2500
21	SH1	2295	2425	75	2500
22	SH2	1000	2425	75	2500
23	SH3	900	2425	75	2500
24	SH4	750	2425	75	2500
25	SH5	650	2425	75	2500
26	SH6	650	2425	75	2500
27	W	1830	1300	1200	2500
28	W1	600	1300	1200	2500
29	W2	600	1300	1200	2500
30	W3	600	1300	1200	2500
31	W4	600	1300	1200	2500
32	W6	565	1300	1200	2500
33	W7	460	1300	1200	2500
34	V	800	1300	1200	2500
35	V1	600	1300	1200	2500

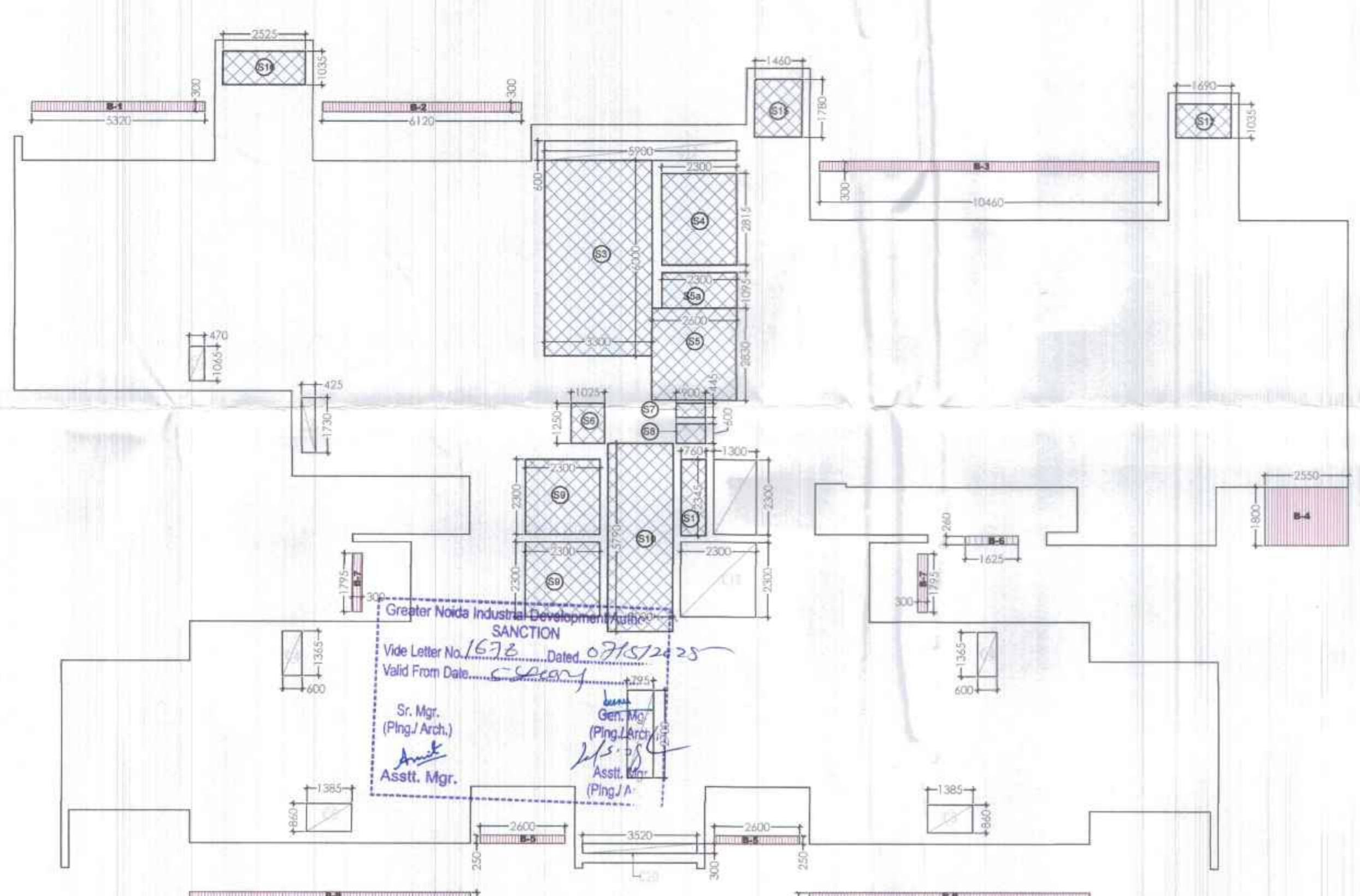
Key Plan



Notes



TYPICAL FLOOR AREA DETAIL TOWER A3  
 3 TO 25 (EXCLUDING 18 FLOOR)



TYPICAL FLOOR SERVICE AREA DETAIL TOWER A3  
 3 TO 25 (EXCLUDING 18 FLOOR)

Clients

M/S AR Landcraft LLP

ARCHITECTS :

GOLDEN INDIA ARCHITECTS  
 F.F - 37, KADAMBA SHOPPING  
 COMPLEX , GAMMA - 1,  
 GREATER NOIDA - 201310

Services Consultant

Consummate Engineering  
 Services (P) Ltd.  
 Noida Office : B - 67, Sector - 67, Noida - 201 301

e mail : mail@cespln

DESIGN BY:

ARCOP ASSOCIATES  
 A-15, PAMPOSH ENCLAVE  
 New Delhi-110 048

Project title

PROPOSED RECREATIONAL  
 ENTERTAINMENT PARK AT PLOT  
 NO. REP.1 SECTOR - 27 GREATER  
 NOIDA,(U.P.) BELONGING TO M/S A  
 R LANDCRAFT LLP

Drawing Title

RESIDENTIAL TOWER -[TOWER-A3]  
 TYPICAL FLOOR PLAN & AREA ENVELOPE PLAN

Job No.

Drawing No.

Drawn  
 DANISH

Checked  
 ASHU

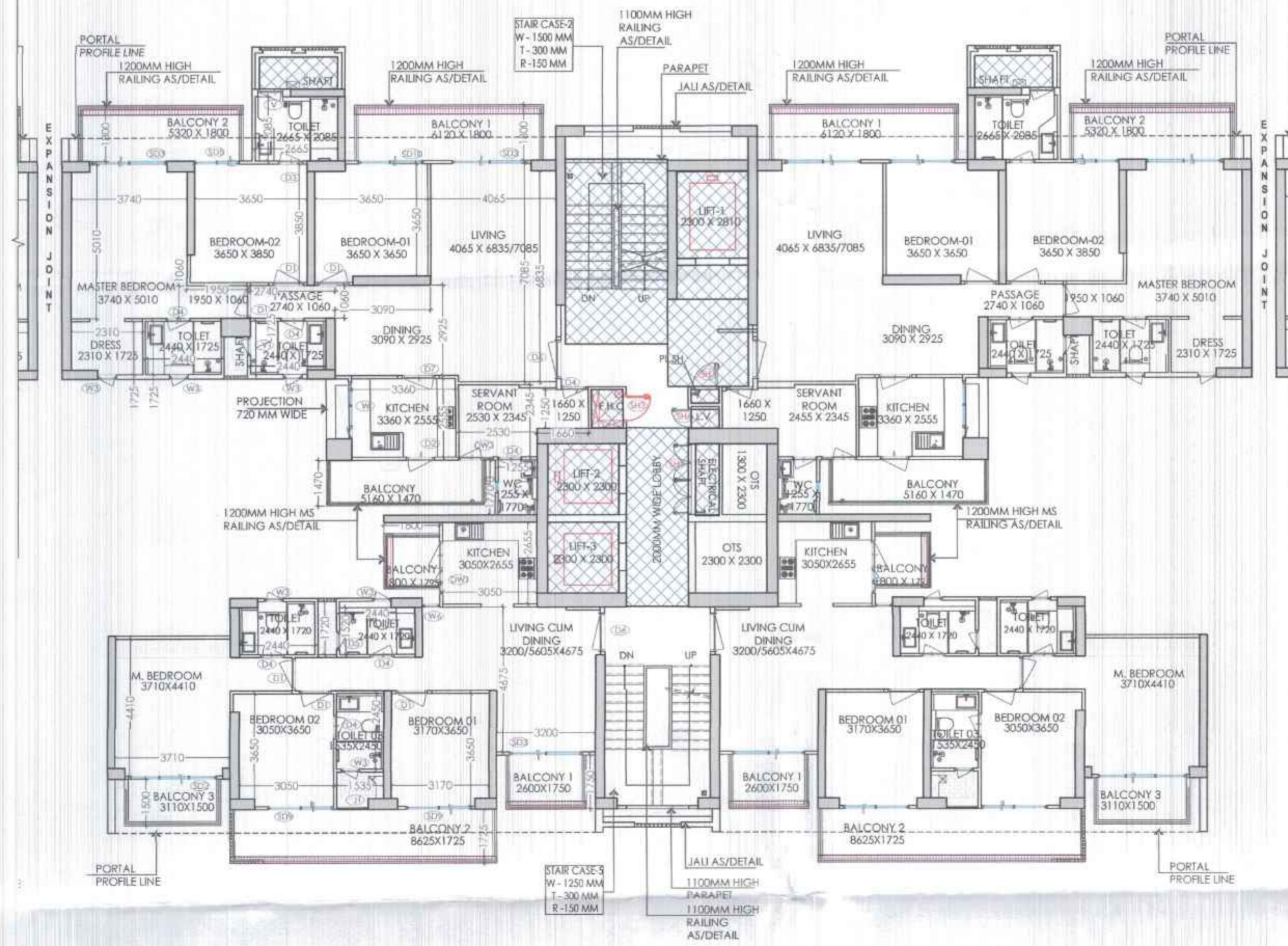
A3-R-105

Date  
 06.02.2025

Scale  
 1:125

Revisions

01



TYPICAL FLOOR PLAN TOWER A2  
3 TO 25 (EXCLUDING 18 FLOOR)

**TYPICAL FLOOR AREA DETAIL IN F.A.R TOWER - A2**

ADDITION AREA (A)				
Sr.No.	Coff.No.	Breadth mm.	Length mm.	Area sqmtr
1	2	240	750	0.36
4	2	7075	6160	87.16
5	2	2370	7075	33.54
6	2	3700	3005	22.24
7	1	9730	10490	102.07
8	1	10490	4480	46.79
9	2	5460	9730	106.25
10	1	10400	5075	52.78
11	1	6700	1120	7.50
14	1	4000	435	1.74
16	1	4000	1900	7.60
17	2	240	160	0.08
18	2	240	1750	0.84
19	2	1940	1795	6.96
20	2	1795	750	2.69
22	2	1800	240	0.86
24	2	7550	6825	103.06
25	2	4610	3950	36.42
27	2	1070	6825	14.61
<b>TYPICAL FLOOR AREA DETAIL (A)</b>		<b>633.55</b>		

**15% OF FAR AREA TYPICAL FLOOR TOWER - A2**

ADDITION AREA				
Sr.No.	Coff.No.	Breadth mm.	Length mm.	Area sqmtr
S2	2	2525	1035	5.23
S5	1	2345	760	1.78
S6	1	2300	2815	6.47
S7	1	6000	3300	19.80
S8	1	2600	2830	7.36
S8a	1	2300	1100	2.53
S9	1	1025	1250	1.28
S10	1	900	445	0.40
S11	1	600	900	0.54
S12	1	2000	5790	11.58
S13	2	2300	2300	10.58
<b>TOTAL AREA (B)</b>		<b>67.55</b>		

**TOWER A2 TYPICAL FLOOR : CUTOUTS**

SUBTRACTION				
Sr.No.	Coff.No.	Breadth mm.	Length mm.	Area sqmtr
C2	2	1065	470	1.01
C4	2	425	1730	1.47
C5	2	1365	600	1.61
C6	1	2300	1300	2.99
C7	2	860	1385	2.31
C12	1	795	2700	2.11
C13	1	5900	600	3.51
C14	1	2300	2300	5.21
C15	1	3520	300	1.01
<b>TOTAL AREA (C)</b>		<b>21.61</b>		

**ADDITIONAL BALCONY (1/4 AREA) TYPICAL FLOOR (TOWER - A2)**

ADDITIONAL BALCONY				
Sr.No.	Coff.No.	Breadth mm.	Length mm.	Area sqmtr
B1	2	5320	300	3.11
B2	2	6120	300	3.61
B3	2	2800	250	1.31
B4	2	300	1795	1.01
B5	2	8625	225	3.81
<b>25% OF TOTAL = D</b>		<b>3.21</b>		
<b>Net FAR = Total FAR - Cutouts - 15% Service FAR</b>		<b>547.16</b>		

**GGL RESIDENTIAL TOWER DW SCHEDULE**

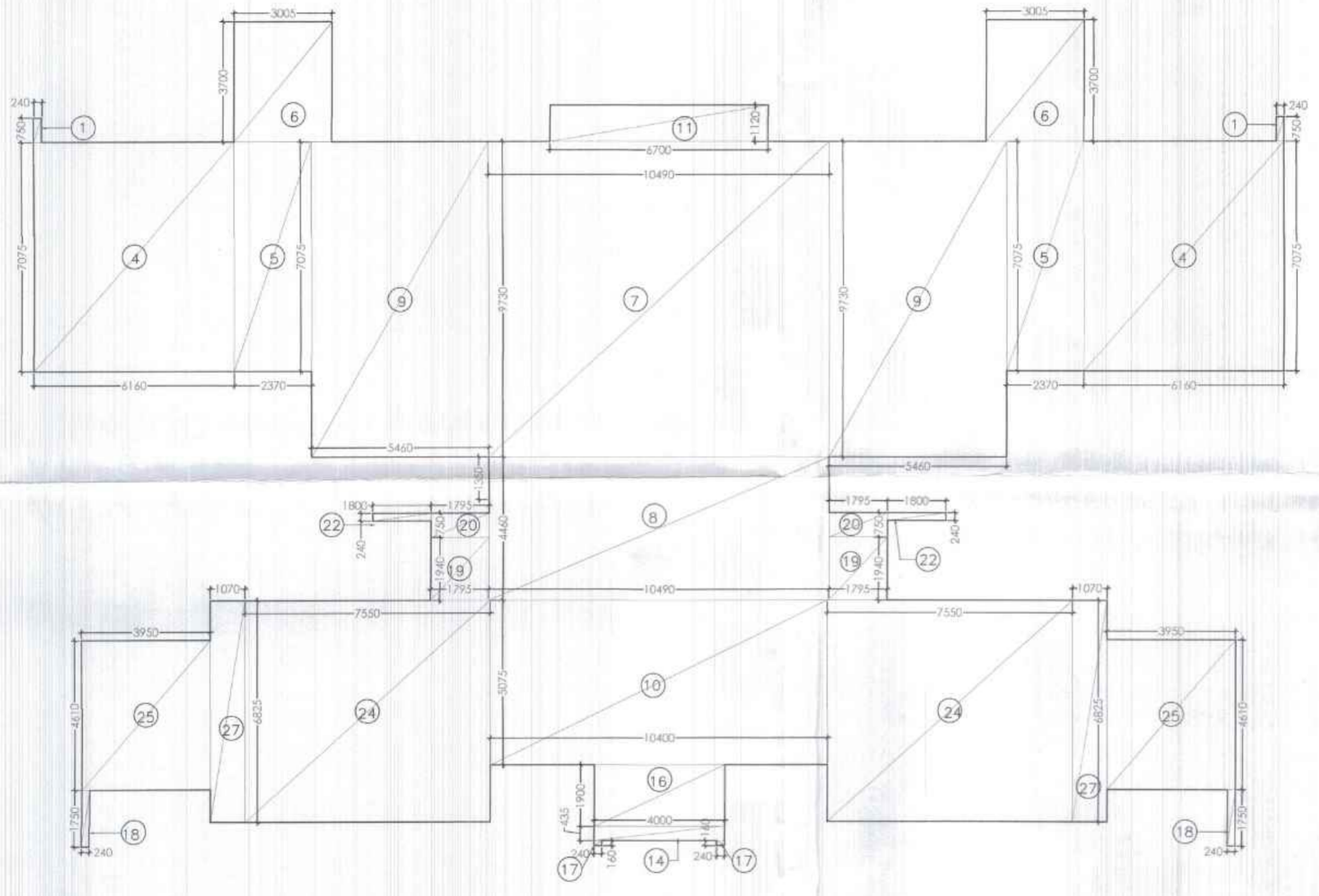

Sr.No	TYPE	OPENING	HEIGHT	SILL	LINTEL
1	SD1	4570	2500	0	2500
2	SD2	2860	2500	0	2500
3	SD3	2440	2500	0	2500
4	SD4	2075	2500	0	2500
5	SD5	1465	2500	0	2500
6	SD6	1520	2500	0	2500
7	SD8	1600	2500	0	2500
8	SD9	2130	2500	0	2500
9	SD10	2090	2500	0	2500
10	FD	1200	2500	0	2500
11	D1	1000	2500	0	2500
12	D2	900	2500	0	2500
13	D3	800	2500	0	2500
14	D4	800	2500	0	2500
15	D5	600	2500	0	2500
16	D6	1250	2500	0	2500
17	D7	1050	2500	0	2500
18	DW	900	2500	0	2500
19	DW1	750	1300	1200	2500
20	DW3	800	2500	0	2500
21	SH1	2295	2425	75	2500
22	SH2	1000	2425	75	2500
23	SH3	900	2425	75	2500
24	SH4	750	2425	75	2500
25	SH5	650	2425	75	2500
26	SH6	650	2425	75	2500
27	W	1830	1300	1200	2500
28	W1	600	1300	1200	2500
29	W2	600	1300	1200	2500
30	W3	600	1300	1200	2500
31	W4	600	1300	1200	2500
32	W6	565	1300	1200	2500
33	W7	460	1300	1200	2500
34	V	800	1300	1200	2500
35	V1	600	1300	1200	2500

OWNER'S SIGN: *Mr. AVANISH SRIVASTAV*  
 ARCHITECT'S SIGN: *AR Landcraft LLP*  
 Mr. AVANISH SRIVASTAV  
 B.Arch  
 CA/2010/77184  
 FF-37, KADAMBA COMPLEX  
 GAMMA-1, GR. NOIDA-201310

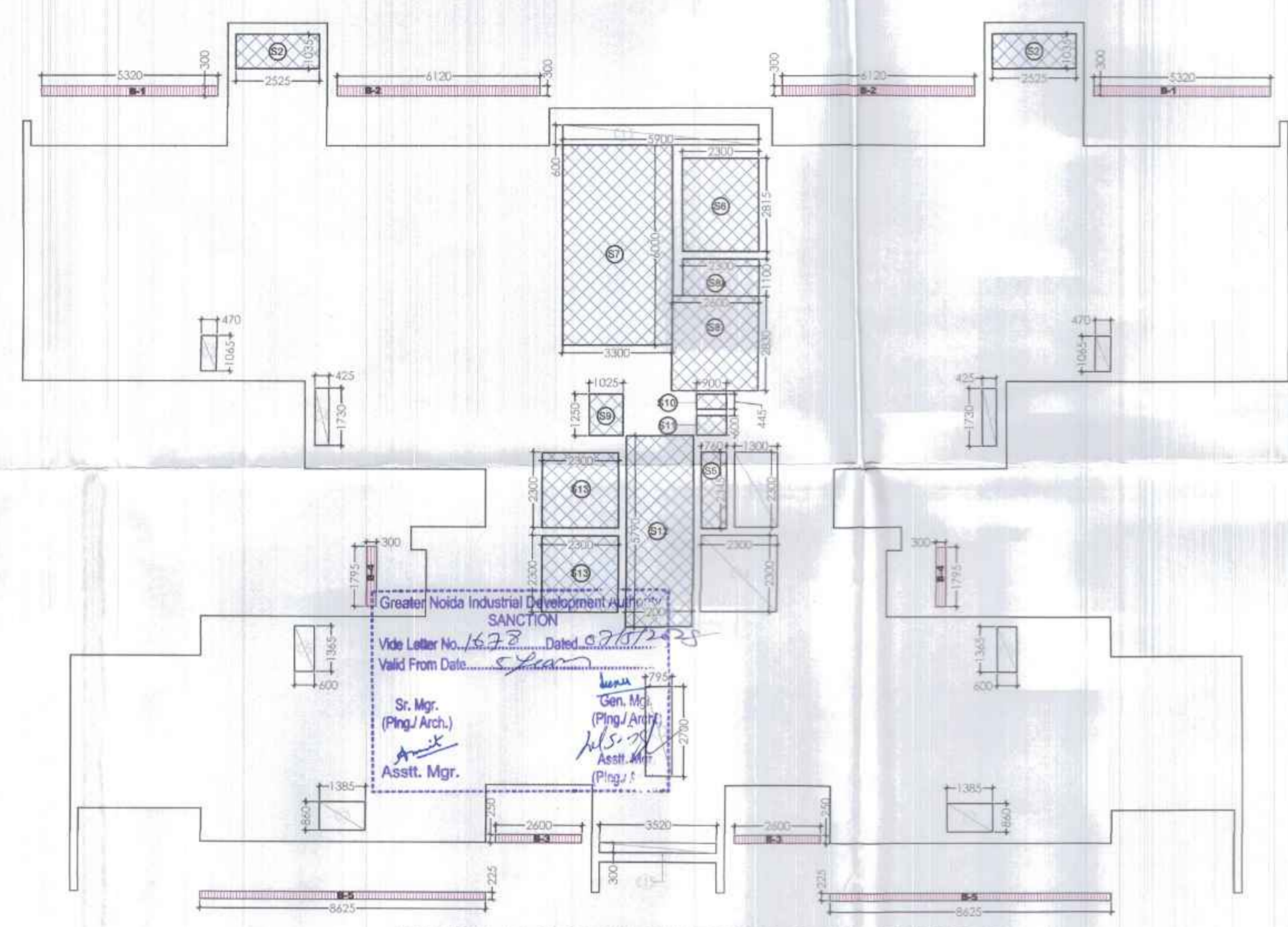
Key Plan



Notes



TYPICAL FLOOR AREA DETAIL TOWER A2  
3 TO 25 (EXCLUDING 18 FLOOR)



TYPICAL FLOOR SERVICE AREA DETAIL TOWER A2  
3 TO 25 (EXCLUDING 18 FLOOR)

Clients

M/S AR Landcraft LLP

ARCHITECTS :

GOLDEN INDIA ARCHITECTS  
 F.F - 37, KADAMBA SHOPPING  
 COMPLEX, GAMMA - 1,  
 GREATER NOIDA - 201310

Services Consultant

Consummate Engineering  
 Services (P) Ltd.  
 Noida Office - B - 67, Sector - 67, Noida - 201 301  
 e mail : mail@cespl.in

DESIGN BY:

ARCOP ASSOCIATES  
 A-15, PAMPOSH ENCLAVE  
 New Delhi-110 048

Project title

PROPOSED RECREATIONAL  
 ENTERTAINMENT PARK AT PLOT  
 NO. REP.1 SECTOR - 27 GREATER  
 NOIDA,(U.P.) BELONGING TO M/S A  
 R LANDCRAFT LLP

Drawing Title

RESIDENTIAL TOWER - [TOWER-A2]  
 TYPICAL FLOOR PLAN & AREA ENVELOPE PLAN

Job No.

Drawing No.

Drawn

Checked

A2-R-105

Date

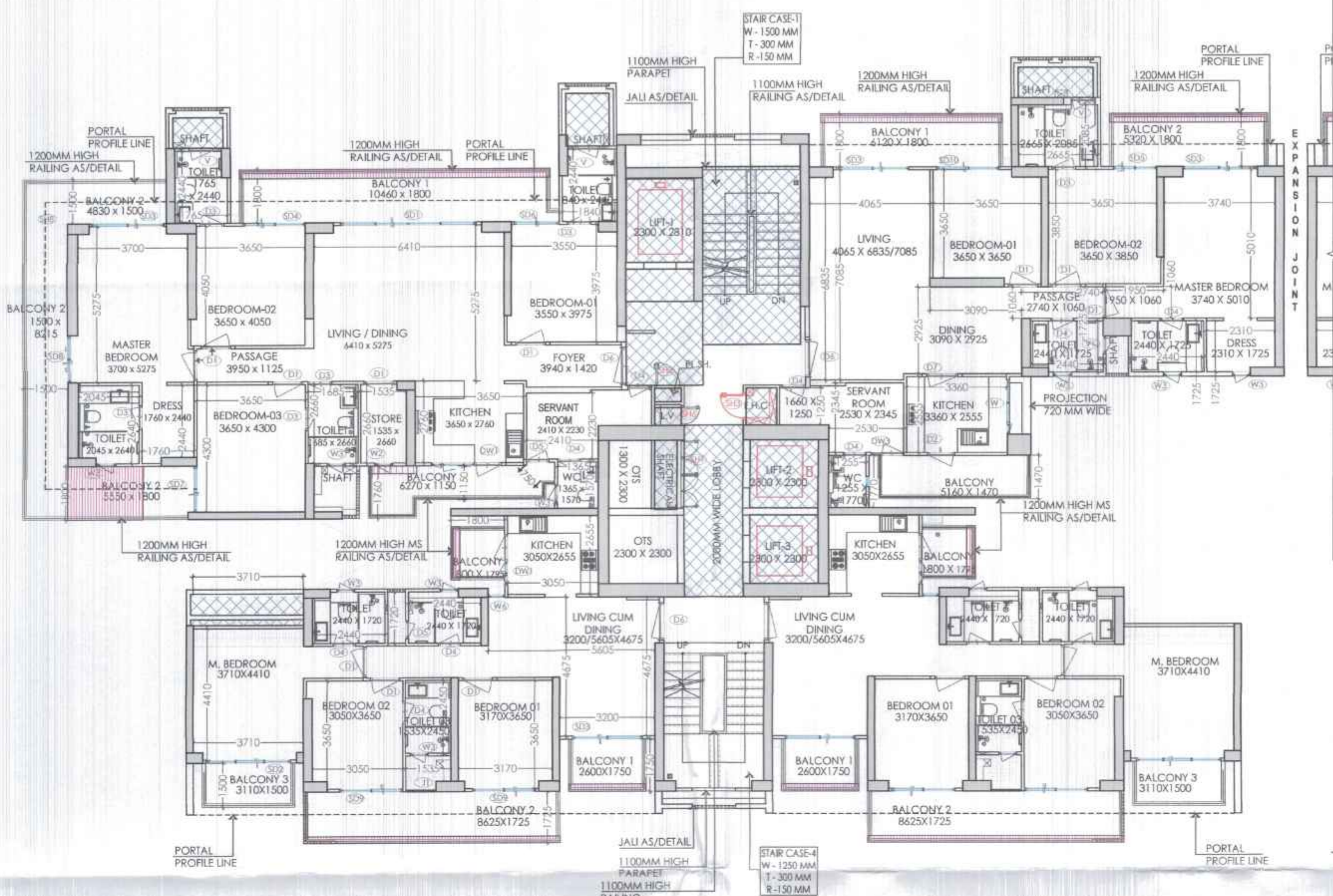
Scale

Revisions

06.02.2025

1:125

01



TYPICAL FLOOR PLAN TOWER A1  
3 TO 25 (EXCLUDING 18 FLOOR)

TYPICAL FLOOR AREA DETAIL IN F.A.R TOWER - A1				
Sr.No.	Coff./No.	Breadth mm.	Length mm.	Area sqmtr
1	1	3915	2170	8.50
4	1	8215	4250	34.91
5	1	8235	11200	92.23
6	1	1380	4050	5.59
6a	1	400	5000	2.00
6b	1	1800	200	0.36
7	1	300	2365	0.71
8	2	240	1800	0.86
9	1	1685	650	1.10
11	2	6825	8625	117.73
12	1	3410	4610	15.72
12a	1	3460	5825	20.15
13	1	540	4610	2.49
13a	1	490	5925	2.85
14	2	240	1750	0.84
15	2	240	160	0.08
16	1	4000	585	2.34
17	2	3200	5075	32.48
19	1	4000	6825	27.30
20	1	14080	2040	28.72
21	1	10600	1115	11.82
22	1	10600	1105	11.71
23	1	8125	11545	93.80
24	1	5460	7925	43.27
25	1	8530	7075	60.35
26	1	2925	1845	5.40
27	2	2925	705	4.12
28	1	5290	2925	15.47
29	1	1735	1940	3.37
31	1	7355	1805	13.28
32	1	3005	3700	11.12
35	1	1795	650	1.17
36	1	750	240	0.18
<b>TYPICAL FLOOR AREA DETAIL (A)</b>				<b>672.02</b>

15% OF FAR AREA TYPICAL FLOOR TOWER - A1				
Sr.No.	Coff./No.	Breadth mm.	Length mm.	Area sqmtr
S1	1	3800	625	2.375
S2	1	3800	200	0.76
S3	1	3300	600	19.8
S4	1	2300	2815	6.47
S5	1	2600	2830	7.36
S5a	1	2300	1095	2.52
S6	1	1250	1025	1.28
S7	1	445	900	0.40
S8	1	600	900	0.54
S9	2	2300	2300	10.58
S10	1	2000	3780	11.58
S11	1	760	2345	1.78
S12	1	1690	1035	1.75
S15	1	1460	1780	2.60
S16	1	2525	1035	2.61
<b>TOTAL (D)</b>				<b>72.41</b>

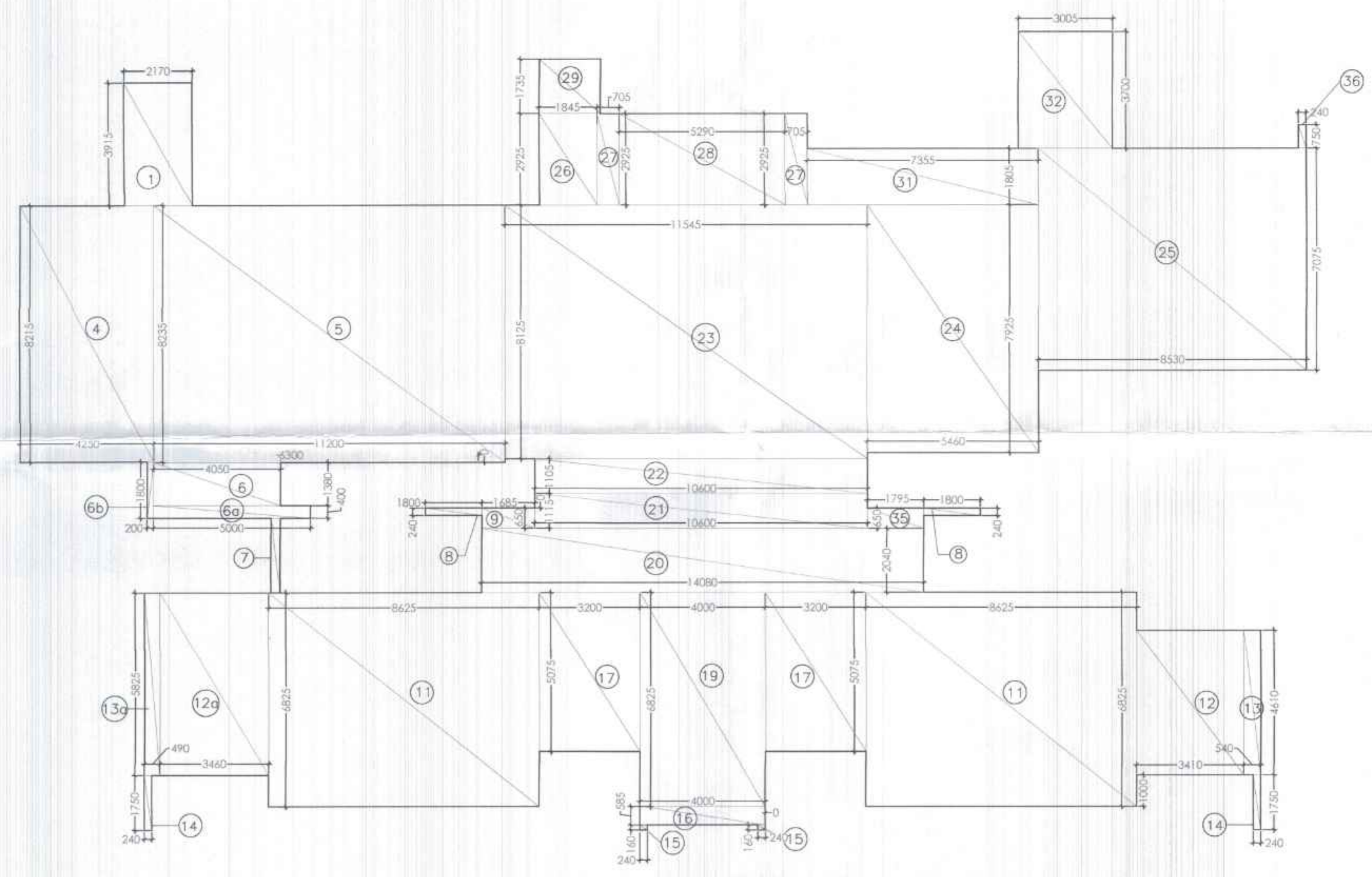

TOWER - A1 TYPICAL FLOOR : CUTOUTS				
Sr.No.	Coff./No.	Breadth mm.	Length mm.	Area sqmtr
C1	1	1300	2300	2.99
C2	1	425	1730	0.74
C4	2	1385	800	1.84
C5	2	1385	860	2.38
C12	1	5900	600	3.54
C14	1	1065	470	0.50
C18	1	795	2700	2.15
C19	1	2300	2300	5.29
C20	1	3520	300	1.06
<b>TOTAL AREA (E)</b>				<b>20.28</b>

ADDITIONAL BALCONY (1/4 AREA) TYPICAL FLOOR (TOWER - A1)				
Sr.No.	Coff./No.	Breadth mm.	Length mm.	Area sqmtr
B1	1	5320	300	1.60
B2	1	6120	300	1.84
B3	1	10460	300	3.14
B4	1	2550	1800	4.59
B5	2	2600	250	1.30
B6	1	1625	260	0.42
B7	2	1795	300	1.08
B8	2	8625	225	3.88
<b>25% OF TOTAL = F</b>				<b>4.46</b>
<b>Net FAR = Total FAR - Cutoffs - 15% Service FAR + (25%) Excess Balcony Area</b>				<b>582.80</b>

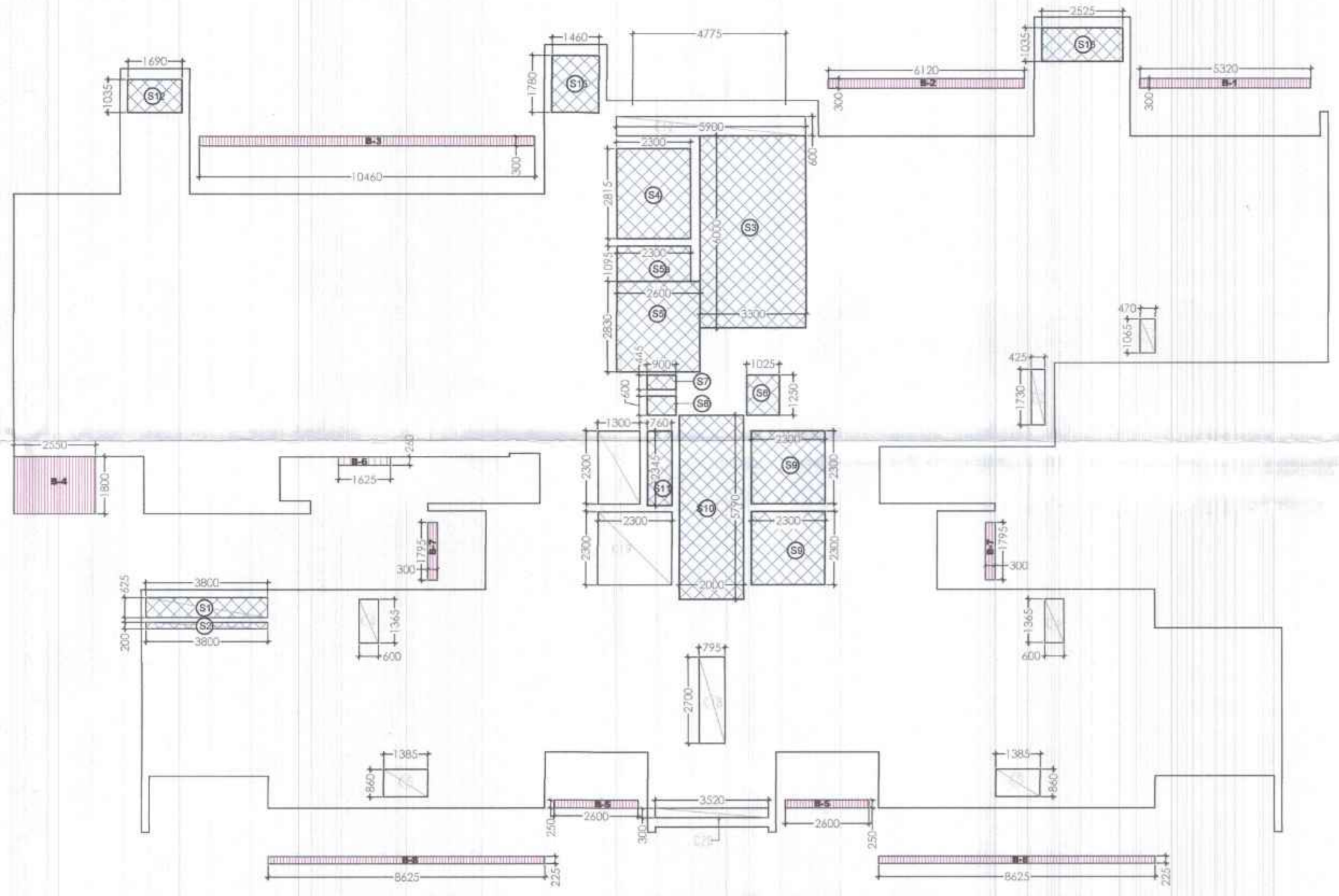
GGI RESIDENTIAL TOWER DW SCHEDULE						
Sr.NO	TYPE	OPENING	HEIGHT	SILL	LINTEL	
1	SD1	4570	2500	0	2500	
2	SD2	2860	2500	0	2500	
3	SD3	2440	2500	0	2500	
4	SD4	2075	2500	0	2500	
5	SD5	1465	2500	0	2500	
6	SD6	1520	2500	0	2500	
7	SD8	1600	2500	0	2500	
8	SD9	2130	2500	0	2500	
9	SD10	2090	2500	0	2500	
10	FD	1200	2500	0	2500	
11	D1	1000	2500	0	2500	
12	D2	900	2500	0	2500	
13	D3	800	2500	0	2500	
14	D4	800	2500	0	2500	
15	D5	600	2500	0	2500	
16	D6	1250	2500	0	2500	
17	D7	1050	2500	0	2500	
18	DW	900	2500	0	2500	
19	DW1	750	1300	1200	2500	
20	DW3	800	2500	0	2500	
21	SH1	2295	2425	75	2500	
22	SH2	1000	2425	75	2500	
23	SH3	900	2425	75	2500	
24	SH4	750	2425	75	2500	
25	SH5	650	2425	75	2500	
26	SH6	650	2425	75	2500	
27	W	1830	1300	1200	2500	
28	W1	600	1300	1200	2500	
29	W2	600	1300	1200	2500	
30	W3	600	1300	1200	2500	
31	W4	600	1300	1200	2500	
32	W6	565	1300	1200	2500	
33	W7	460	1300	1200	2500	
34	V	800	1300	1200	2500	
35	V1	600	1300	1200	2500	

OWNER'S SIGN:   
 ARCHITECT'S SIGN:   
 Mr. AVINISH SRIVASTAV  
 B.ARCH  
 CA/2016/77184  
 FF-37,KADAMBA COMPLEX  
 GAMMA-1,GR.NOIDA-201310

TOWN PLANNER SIGN:   
 Greater Noida Industrial Development Authority  
 SANCTION  
 Vide Letter No. 16/25 Dated 07/15/2025  
 Valid From Date: 5 years  
 Sr. Mgr. (Png) Pratik  
 Gen. Mgr. (Png) P.  
 Asst. Mgr. (Png) P.



TYPICAL FLOOR AREA DETAIL TOWER A1  
3 TO 25 (EXCLUDING 18 FLOOR)



TYPICAL FLOOR SERVICE AREA DETAIL TOWER A1  
3 TO 25 (EXCLUDING 18 FLOOR)

Clients: M/S AR Landcraft LLP

ARCHITECTS: GOLDEN INDIA ARCHITECTS  
 F.F - 37, KADAMBA SHOPPING COMPLEX, GAMMA - 1, GREATER NOIDA - 201310

Services Consultant: Consummate Engineering Services (P) Ltd.  
 Noida Office : B - 67, Sector - 67, Noida - 201 301  
 e mail : mail@cespln

DESIGN BY: ARCOP ASSOCIATES  
 A-15, PAMPOSH ENCLAVE  
 New Delhi-110 048

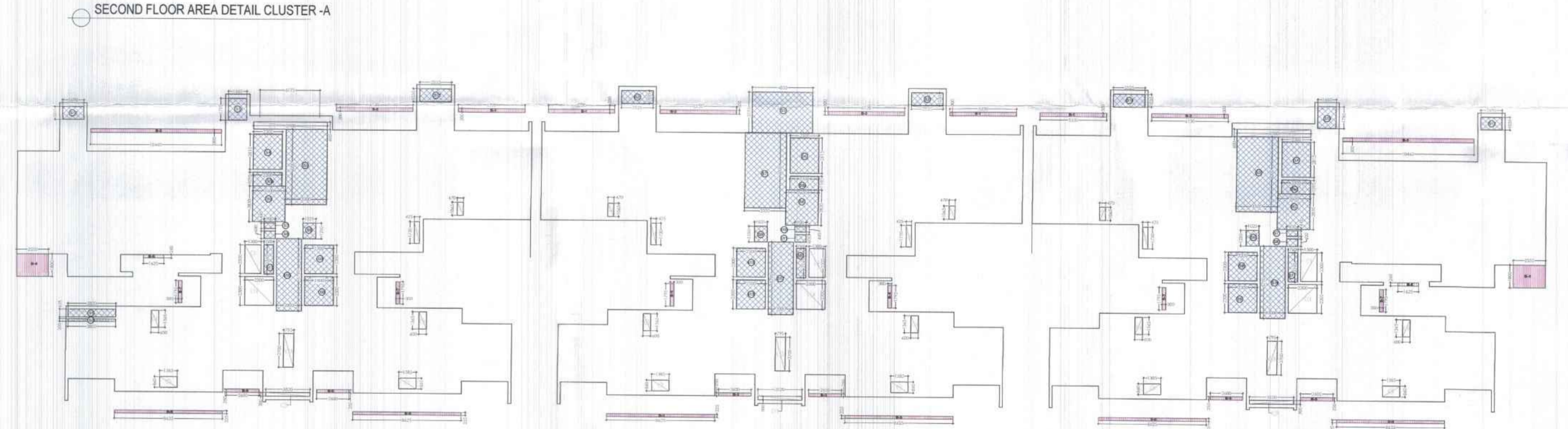
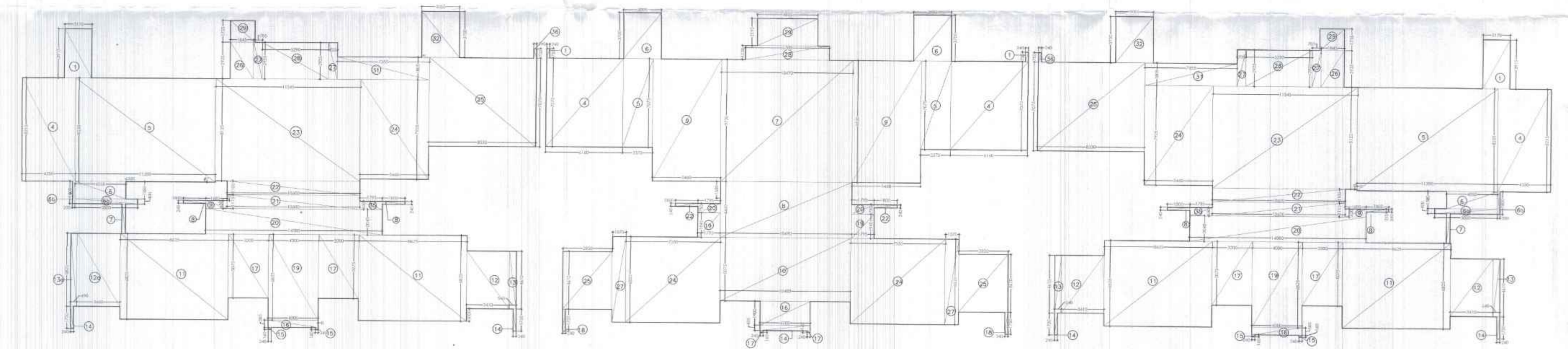
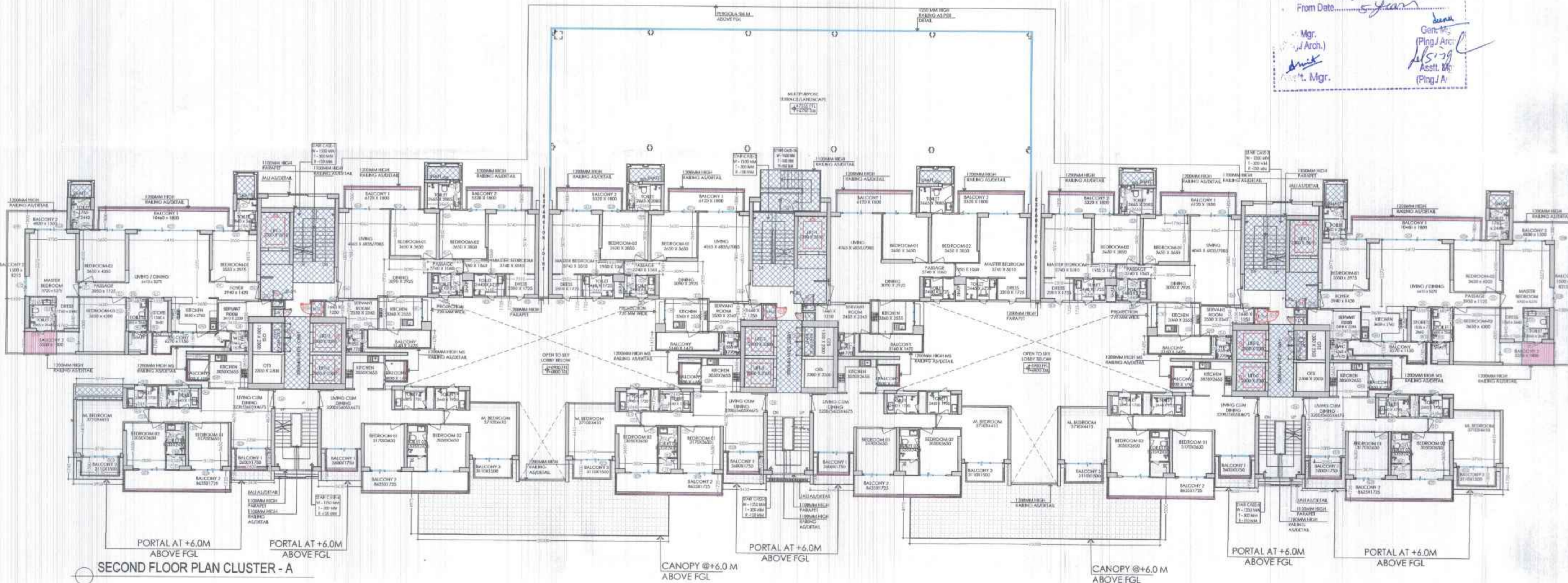
Project title: PROPOSED RECREATIONAL ENTERTAINMENT PARK AT PLOT NO. REP.1 SECTOR - 27 GREATER NOIDA,(U.P.) BELONGING TO M/S A R LANDCRAFT LLP

Drawing Title: RESIDENTIAL TOWER -[TOWER-A1]  
 TYPICAL FLOOR PLAN & AREA ENVELOPE PLAN

Job No. Drawing No. A1-R-105

Drawn: DANISH Checked: ASHU  
 Date: 06.02.2025 Scale: 1:125  
 Revisions: 0

Greater Noida Industrial Development Authority  
 SANCTION  
 Letter No. 16728, Dated: 09/15/2015  
 From Date: 5-year  
 Mgr. (Arch.)  
 Mgr. (Plg./Arch.)  
 Asstt. Mgr. (Plg./Arch.)



SUBTRACTION, 15% SERVICE AREA, & 25% ADDITIONAL AREA DETAIL

SECOND FLOOR AREA DETAIL IN F.A.R. TOWER - A1

ADDN AREA	Sr.No.	Coff.No.	Breadth	Length	Area
1	1	3915	2170	8.50	
4	1	8215	4590	34.91	
5	1	8225	11200	92.23	
6a	1	400	5000	2.00	
6b	1	1380	4050	5.59	
7	1	300	2365	0.71	
8	2	1800	240	0.86	
9	1	1885	850	1.60	
11	2	8625	8625	117.73	
12	1	300	2365	0.71	
13a	1	3680	8825	25.15	
13b	1	540	4610	4.98	
14	2	340	1750	0.84	
15	1	4000	585	2.34	
16	1	2000	8775	32.48	
17	1	4000	6075	32.48	
18	1	4000	585	2.34	
19	1	14800	2549	28.72	
20	1	10000	1119	11.82	
21	1	10000	1119	11.82	
22	1	8125	11545	93.80	
23	1	3600	7929	43.27	
24	1	8625	8625	117.73	
25	1	2025	1845	5.40	
26	1	6000	2025	15.07	
27	1	1725	1845	3.17	
28	1	4000	6075	32.48	
29	1	3000	3700	11.12	
30	1	1785	850	1.17	
31	1	240	750	0.18	
SECOND FLOOR AREA DETAIL (A) 872.82					

15% OF FAR AREA SECOND FLOOR TOWER - A1

ADDN AREA	Sr.No.	Coff.No.	Breadth	Length	Area
S1	1	3600	428	2.39	
S2	1	3800	250	0.76	
S3	1	8625	7929	68.36	
S4	1	2300	2515	6.47	
S5	1	3600	2830	7.38	
S6	1	2300	1025	2.36	
S7	1	1230	1025	1.28	
S8	1	600	900	0.54	
S9	1	2300	2300	10.58	
S10	1	2300	1025	2.36	
S11	1	780	2345	1.78	
S12	1	1690	1035	1.75	
TOTAL AREA (A) 78.41					

15% OF FAR AREA SECOND FLOOR TOWER - A3

ADDN AREA	Sr.No.	Coff.No.	Breadth	Length	Area
S3	1	3300	6000	19.8	
S4	1	2300	2815	6.47	
S5	1	2600	2830	7.38	
S5a	1	2300	1095	2.52	
S6	1	1250	1025	1.28	
S7	1	445	900	0.40	
S8	1	600	900	0.54	
S9	2	2300	2300	10.58	
S10	1	2000	3760	11.58	
S11	1	750	2345	1.75	
S12	1	1690	1035	1.75	
TOTAL AREA (D) 89.28					

TOWER - A1 SECOND FLOOR : CUTOUTS

Sr.No.	Coff.No.	Breadth	Length	Area
C1	1	1300	2300	2.99
C2	1	425	1730	0.74
C4	2	1385	860	1.96
C5	2	1385	860	2.38
TOTAL AREA (E) 76.38				

ADDITIONAL BALCONY (14 AREA) SECOND FLOOR (TOWER - A1)

Sr.No.	Coff.No.	Breadth	Length	Area
B1	1	600	300	1.80
B2	1	6120	300	1.84
B3	1	15460	300	3.14
B4	1	2000	900	1.80
B5	2	3800	283	1.30
B6	1	1625	260	0.43
B7	2	3690	300	1.01
B8	2	8625	225	1.98
TOTAL AREA (F) 4.44				

15% OF FAR AREA SECOND FLOOR TOWER - A2

ADDN AREA	Sr.No.	Coff.No.	Breadth	Length	Area
4	2	7075	6160	87.18	
5	2	2370	7075	33.54	
6	2	3700	3005	22.24	
7	1	9730	10490	102.07	
8	1	10490	4460	46.79	
9	2	5480	9730	108.25	
10	1	10400	5075	52.78	
14	1	4000	435	1.74	
16	1	4000	1800	7.60	
17	2	340	180	0.08	
18	2	340	1750	0.84	
19	2	1840	1795	8.98	
20	2	790	1795	2.89	
22	2	1800	240	0.86	
24	2	7550	8825	103.06	
25	2	4810	3850	36.42	
27	2	1070	8825	14.61	
28	1	6700	1180	7.50	
29	1	4825	2195	10.59	
SECOND FLOOR AREA (A) 644.14					

15% OF FAR AREA SECOND FLOOR TOWER - A2

ADDN AREA	Sr.No.	Coff.No.	Breadth	Length	Area
S2	2	2525	1035	5.23	
S3	1	4835	3285	15.93	
S5	1	2345	790	1.79	
S6	1	2300	2815	6.47	
S7	1	6000	3300	19.80	
S8	1	2500	2830	7.38	
S8a	1	2300	1100	2.53	
S9	1	1028	1250	1.28	
S10	1	900	445	0.40	
S11	1	600	900	0.54	
S12	1	2000	3760	11.58	
S13	2	2300	2300	10.58	
TOTAL AREA (B) 83.48					

TOWER A2 SECOND FLOOR : CUTOUTS

Sr.No.	Coff.No.	Breadth	Length	Area
C2	2	1065	470	1.00
C3	2	900	380	0.83
C4	2	425	1730	1.47
C5	2	1385	860	1.84
C6	1	2300	1300	2.99
C7	2	900	1385	2.38
C12	1	785	2700	2.15
C13	1	5900	600	3.54
C14	1	2300	2300	5.29
C15	1	3820	300	1.06
TOTAL AREA (C) 22.14				

ADDITIONAL BALCONY (14 AREA) SECOND FLOOR (TOWER - A2)

Sr.No.	Coff.No.	Breadth	Length	Area
B1	1	300	550	1.19
B2	2	300	9120	3.67
B3	2	280	2600	1.30
B4	2	300	1795	1.08
B5	2	225	8625	3.88
TOTAL AREA (D) 10.11				

SECOND FLOOR AREA DETAIL IN F.A.R. TOWER - A3

ADDN AREA	Sr.No.	Coff.No.	Breadth	Length	Area
4	1	8215	4590	34.91	
5	1	8225	11200	92.23	
6	1	1380	4050	5.59	
6a	1	400	5000	2.00	
6b	1	1800	200	0.36	
7	1	300	2365	0.71	
8	2	1800	240	0.86	
9	1	1885	850	1.60	
11	2	8625	8625	117.73	
12	2	3410	4610	31.44	
13	2	540	4610	4.98	
14	2	240	1750	0.84	
15	2	240	160	0.08	
16	1	4000	585	2.34	
17	2	3300	6075	32.48	
18	1	4000	585	2.34	
19	1	14800	2549	28.72	
20	1	10000	1119	11.82	
21	1	10000	1119	11.82	
22	1	8125	11545	93.80	
23	1	3600	7929	43.27	
24	1	8625	8625	117.73	
25	1	2025	1845	5.40	
26	1	6000	2025	15.07	
27	2	2625	705	4.12	
28	1	5290	2825	15.47	
29	1	1735	1840	3.17	
31	1	7385	1800	13.28	
32	1	3005	3700	11.12	
33	1	1785	850	1.17	
35	1	240	750	0.18	
SECOND FLOOR AREA (A) 667.23					

15% OF FAR AREA SECOND FLOOR TOWER - A3

ADDN AREA	Sr.No.	Coff.No.	Breadth	Length	Area
S3	1	3300	6000	19.8	
S4	1	2300	2815	6.47	
S5	1	2600	2830	7.38	
S5a	1	2300	1095	2.52	
S6	1	1250	1025	1.28	
S7	1	445	900	0.40	
S8	1	600	900	0.54	
S9	2	2300	2300	10.58	
S10	1	2000	3760	11.58	
S11	1	750	2345	1.75	
S12	1	1690	1035	1.75	
TOTAL AREA (D) 89.28					

TOWER - A3 SECOND FLOOR : CUTOUTS

Sr.No.	Coff.No.	Breadth	Length	Area
C1	1	1300	2300	2.99
C2	1	425	1730	0.74
C4	2	1385	860	1.96
C5	2	1385	860	2.38
TOTAL AREA (E) 76.38				

ADDITIONAL BALCONY (14 AREA) SECOND FLOOR (TOWER - A3)

Sr.No.	Coff.No.	Breadth	Length	Area
B1	1	600	300	1.80
B2	1	6120	300	1.84
B3	1	15460	300	3.14
B4	1	2000	900	1.80
B5	2	3800	283	1.30
B6	1	1625	260	0.43
B7	2	3690	300	1.01
B8	2	8625	225	1.98
TOTAL AREA (F) 4.44				

15% OF FAR AREA SECOND FLOOR TOWER - A2

ADDN AREA	Sr.No.	Coff.No.	Breadth	Length	Area
4	2	7075	6160	87.18	
5	2	2370	7075	33.54	
6	2	3700	3005	22.24	
7	1	9730	10490	102.07	
8	1	10490	4460	46.79	
9	2	5480	9730	108.25	
10	1	10400	5075	52.78	
14	1	4000	435	1.74	
16	1	4000	1800	7.60	
17	2	340	180	0.08	
18	2	340	1750	0.84	
19	2	1840	1795	8.98	
20	2	790	1795	2.89	
22	2	1800	240	0.86	
24	2	7550	8825	103.06	
25	2	4810	3850	36.42	
27	2	1070	8825	14.61	
28	1	6700	1180	7.50	
29	1	4825	2195	10.59	
SECOND FLOOR AREA (A) 644.14					

15% OF FAR AREA SECOND FLOOR TOWER - A2

ADDN AREA	Sr.No.	Coff.No.	Breadth	Length	Area
S2	2	2525	1035	5.23	
S3	1	4835	3285	15.93	
S5	1	2345	790	1.79	
S6	1	2300	2815	6.47	
S7	1	6000	3300	19.80	
S8	1	2500	2830	7.38	
S8a	1	2300	1100	2.53	
S9	1	1028	1250	1.28	
S10	1	900	445	0.40	
S11	1	600	900	0.54	
S12	1	2000	3760	11.58	
S13	2	2300	2300	10.58	
TOTAL AREA (B) 83.48					

TOWER A2 SECOND FLOOR : CUTOUTS

Sr.No.	Coff.No.	Breadth	Length	Area
C2	2	1065	470	1.00
C3	2	900	380	0.83
C4	2	425	1730	1.47
C5	2	1385	860	1.84
C6	1	2300	1300	2.99
C7	2	900	1385	2.3

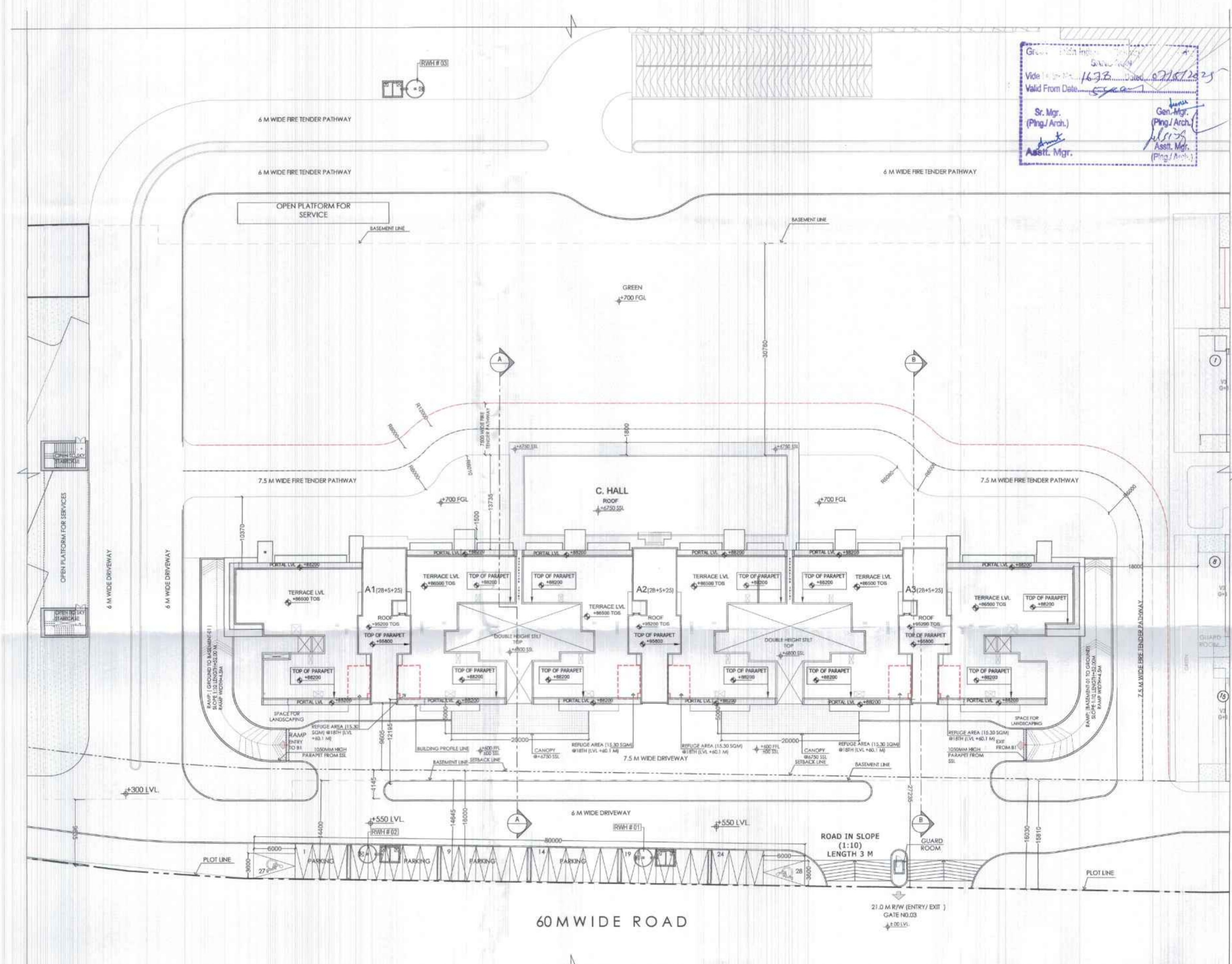


TOWN PLANNER SIGN

Key Plan



Notes



SITE PLAN - CLUSTER A  
 PHASE 3

**FAR AREA STATEMENT TOWER - A1**

FLOOR DESCRIPTION	TOWER - A1
No. OF FLOOR	S+25
GR. COVERAGE	1120.20
GR. FLOOR F.A.R.	241.13
1st FLOOR F.A.R.	88.86
2nd FLOOR F.A.R.	583.78
3rd FLOOR F.A.R.	583.80
4th FLOOR F.A.R.	583.80
5th FLOOR F.A.R.	583.80
6th FLOOR F.A.R.	583.80
7th FLOOR F.A.R.	583.80
8th FLOOR F.A.R.	583.80
9th FLOOR F.A.R.	583.80
10th FLOOR F.A.R.	583.80
11th FLOOR F.A.R.	583.80
12th FLOOR F.A.R.	583.80
13th FLOOR F.A.R.	583.80
14th FLOOR F.A.R.	583.80
15th FLOOR F.A.R.	583.80
16th FLOOR F.A.R.	583.80
17th FLOOR F.A.R.	583.80
18th FLOOR F.A.R. (REFUGE)	583.45
19th FLOOR F.A.R.	583.80
20th FLOOR F.A.R.	583.80
21st FLOOR F.A.R.	583.80
22nd FLOOR F.A.R.	583.80
23rd FLOOR F.A.R.	583.80
24th FLOOR F.A.R.	583.80
25th FLOOR F.A.R.	583.80
<b>TOTAL FAR AREA</b>	<b>14320.72</b>

**15% FAR AREA STATEMENT TOWER - A1**

FLOOR DESCRIPTION	TOWER - A1
No. OF FLOOR	S+25
GR. FLOOR 15% FAR	707.48
1st FLOOR 15% FAR	53.43
2nd FLOOR 15% FAR	72.41
3rd FLOOR 15% FAR	72.41
4th FLOOR 15% FAR	72.41
5th FLOOR 15% FAR	72.41
6th FLOOR 15% FAR	72.41
7th FLOOR 15% FAR	72.41
8th FLOOR 15% FAR	72.41
9th FLOOR 15% FAR	72.41
10th FLOOR 15% FAR	72.41
11th FLOOR 15% FAR	72.41
12th FLOOR 15% FAR	72.41
13th FLOOR 15% FAR	72.41
14th FLOOR 15% FAR	72.41
15th FLOOR 15% FAR	72.41
16th FLOOR 15% FAR	72.41
17th FLOOR 15% FAR	72.41
18th FLOOR (REFUGE) 15% FAR	103.61
19th FLOOR 15% FAR	72.41
20th FLOOR 15% FAR	72.41
21st FLOOR 15% FAR	72.41
22nd FLOOR 15% FAR	72.41
23rd FLOOR 15% FAR	72.41
24th FLOOR 15% FAR	72.41
25th FLOOR 15% FAR	72.41
TERRACE AREA	
MACHINE ROOM AREA	137.38
<b>TOTAL FAR AREA</b>	<b>2667.34</b>

**FAR AREA STATEMENT TOWER - A3**

FLOOR DESCRIPTION	TOWER - A3
No. OF FLOOR	S+25
GR. COVERAGE	1120.20
GR. FLOOR F.A.R.	241.13
1st FLOOR F.A.R.	88.86
2nd FLOOR F.A.R.	582.12
3rd FLOOR F.A.R.	582.13
4th FLOOR F.A.R.	582.13
5th FLOOR F.A.R.	582.13
6th FLOOR F.A.R.	582.13
7th FLOOR F.A.R.	582.13
8th FLOOR F.A.R.	582.13
9th FLOOR F.A.R.	582.13
10th FLOOR F.A.R.	582.13
11th FLOOR F.A.R.	582.13
12th FLOOR F.A.R.	582.13
13th FLOOR F.A.R.	582.13
14th FLOOR F.A.R.	582.13
15th FLOOR F.A.R.	582.13
16th FLOOR F.A.R.	582.13
17th FLOOR F.A.R.	582.13
18th FLOOR F.A.R. (REFUGE)	581.81
19th FLOOR F.A.R.	582.13
20th FLOOR F.A.R.	582.13
21st FLOOR F.A.R.	582.13
22nd FLOOR F.A.R.	582.13
23rd FLOOR F.A.R.	582.13
24th FLOOR F.A.R.	582.13
25th FLOOR F.A.R.	582.13
<b>TOTAL FAR AREA</b>	<b>14280.76</b>

**15% FAR AREA STATEMENT TOWER - A3**

FLOOR DESCRIPTION	TOWER - A3
No. OF FLOOR	S+25
GR. FLOOR 15% FAR	707.48
1st FLOOR 15% FAR	53.43
2nd FLOOR 15% FAR	69.28
3rd FLOOR 15% FAR	69.28
4th FLOOR 15% FAR	69.28
5th FLOOR 15% FAR	69.28
6th FLOOR 15% FAR	69.28
7th FLOOR 15% FAR	69.28
8th FLOOR 15% FAR	69.28
9th FLOOR 15% FAR	69.28
10th FLOOR 15% FAR	69.28
11th FLOOR 15% FAR	69.28
12th FLOOR 15% FAR	69.28
13th FLOOR 15% FAR	69.28
14th FLOOR 15% FAR	69.28
15th FLOOR 15% FAR	69.28
16th FLOOR 15% FAR	69.28
17th FLOOR 15% FAR	69.28
18th FLOOR (REFUGE) 15% FAR	100.48
19th FLOOR 15% FAR	69.28
20th FLOOR 15% FAR	69.28
21st FLOOR 15% FAR	69.28
22nd FLOOR 15% FAR	69.28
23rd FLOOR 15% FAR	69.28
24th FLOOR 15% FAR	69.28
25th FLOOR 15% FAR	69.28
TERRACE AREA	
MACHINE ROOM AREA	137.38
<b>TOTAL FAR AREA</b>	<b>2592.22</b>

**FAR AREA STATEMENT TOWER - A2**

FLOOR DESCRIPTION	TOWER - A2
No. OF FLOOR	S+25
GR. COVERAGE	1120.20
GR. FLOOR F.A.R.	241.13
1st FLOOR F.A.R.	88.86
2nd FLOOR F.A.R.	541.79
3rd FLOOR F.A.R.	547.76
4th FLOOR F.A.R.	547.76
5th FLOOR F.A.R.	547.76
6th FLOOR F.A.R.	547.76
7th FLOOR F.A.R.	547.76
8th FLOOR F.A.R.	547.76
9th FLOOR F.A.R.	547.76
10th FLOOR F.A.R.	547.76
11th FLOOR F.A.R.	547.76
12th FLOOR F.A.R.	547.76
13th FLOOR F.A.R.	547.76
14th FLOOR F.A.R.	547.76
15th FLOOR F.A.R.	547.76
16th FLOOR F.A.R.	547.76
17th FLOOR F.A.R.	547.76
18th FLOOR F.A.R. (REFUGE)	537.43
19th FLOOR F.A.R.	547.76
20th FLOOR F.A.R.	547.76
21st FLOOR F.A.R.	547.76
22nd FLOOR F.A.R.	547.76
23rd FLOOR F.A.R.	547.76
24th FLOOR F.A.R.	547.76
25th FLOOR F.A.R.	547.76
<b>TOTAL FAR AREA</b>	<b>13449.89</b>

**15% FAR AREA STATEMENT TOWER - A2**

FLOOR DESCRIPTION	TOWER - A2
No. OF FLOOR	S+25
GR. FLOOR 15% FAR	707.48
1st FLOOR 15% FAR	53.43
2nd FLOOR 15% FAR	83.48
3rd FLOOR 15% FAR	67.55
4th FLOOR 15% FAR	67.55
5th FLOOR 15% FAR	67.55
6th FLOOR 15% FAR	67.55
7th FLOOR 15% FAR	67.55
8th FLOOR 15% FAR	67.55
9th FLOOR 15% FAR	67.55
10th FLOOR 15% FAR	67.55
11th FLOOR 15% FAR	67.55
12th FLOOR 15% FAR	67.55
13th FLOOR 15% FAR	67.55
14th FLOOR 15% FAR	67.55
15th FLOOR 15% FAR	67.55
16th FLOOR 15% FAR	67.55
17th FLOOR 15% FAR	67.55
18th FLOOR (REFUGE) 15% FAR	98.75
19th FLOOR 15% FAR	67.55
20th FLOOR 15% FAR	67.55
21st FLOOR 15% FAR	67.55
22nd FLOOR 15% FAR	67.55
23rd FLOOR 15% FAR	67.55
24th FLOOR 15% FAR	67.55
25th FLOOR 15% FAR	67.55
TERRACE AREA	
MACHINE ROOM AREA	137.38
<b>TOTAL FAR AREA</b>	<b>2566.83</b>

**FAR AREA STATEMENT**

FLOOR DESCRIPTION	TOWER - A1, A2 & A3
No. OF FLOOR	S+25
GR. COVERAGE	3360.00
GR. FLOOR F.A.R.	723.38
1st FLOOR F.A.R.	266.58
2nd FLOOR F.A.R.	1107.68
3rd FLOOR F.A.R.	1713.09
4th FLOOR F.A.R.	1713.08
5th FLOOR F.A.R.	1713.08
6th FLOOR F.A.R.	1713.08
7th FLOOR F.A.R.	1713.08
8th FLOOR F.A.R.	1713.08
9th FLOOR F.A.R.	1713.08
10th FLOOR F.A.R.	1713.08
11th FLOOR F.A.R.	1713.08
12th FLOOR F.A.R.	1713.08
13th FLOOR F.A.R.	1713.08
14th FLOOR F.A.R.	1713.08
15th FLOOR F.A.R.	1713.08
16th FLOOR F.A.R.	1713.08
17th FLOOR F.A.R.	1713.08
18th FLOOR F.A.R. (REFUGE)	1652.89
19th FLOOR F.A.R.	1713.08
20th FLOOR F.A.R.	1713.08
21st FLOOR F.A.R.	1713.08
22nd FLOOR F.A.R.	1713.08
23rd FLOOR F.A.R.	1713.08
24th FLOOR F.A.R.	1713.08
25th FLOOR F.A.R.	1713.08
<b>TOTAL FAR AREA</b>	<b>42051.40</b>

**TOTAL NO. OF UNITS**

FLOORS	TOWER A1, A2 & A3
NO. OF TOWERS	3
GROUND	0
1st FLOOR	0
2nd FLOOR	12
3rd FLOOR	12
4th FLOOR	12
5th FLOOR	12
6th FLOOR	12
7th FLOOR	12
8th FLOOR	12
9th FLOOR	12
10th FLOOR	12
11th FLOOR	12
12th FLOOR	12
13th FLOOR	12
14th FLOOR	12
15th FLOOR	12
16th FLOOR	12
17th FLOOR	12
18th FLOOR	12
19th FLOOR	12
20th FLOOR	12
21st FLOOR	12
22nd FLOOR	12
23rd FLOOR	12
24th FLOOR	12
25th FLOOR	12
<b>TOTAL</b>	<b>288</b>

**15% OF PRESCRIBED F.A.R. AREA**

FLOOR DESCRIPTION	TOWER - A1, A2 & A3
No. OF FLOOR	S+25
GR. FLOOR 15% FAR	2122.48
1st FLOOR 15% FAR	160.29
2nd FLOOR 15% FAR	224.17
3rd FLOOR 15% FAR	209.24
4th FLOOR 15% FAR	209.24
5th FLOOR 15% FAR	209.24
6th FLOOR 15% FAR	209.24
7th FLOOR 15% FAR	209.24
8th FLOOR 15% FAR	209.24
9th FLOOR 15% FAR	209.24
10th FLOOR 15% FAR	209.24
11th FLOOR 15% FAR	209.24
12th FLOOR 15% FAR	209.24
13th FLOOR 15% FAR	209.24
14th FLOOR 15% FAR	209.24
15th FLOOR 15% FAR	209.24
16th FLOOR 15% FAR	209.24
17th FLOOR 15% FAR	209.24
18th FLOOR (REFUGE) 15% FAR	302.84
19th FLOOR 15% FAR	209.24
20th FLOOR 15% FAR	209.24
21st FLOOR 15% FAR	209.24
22nd FLOOR 15% FAR	209.24
23rd FLOOR 15% FAR	209.24
24th FLOOR 15% FAR	209.24
25th FLOOR 15% FAR	209.24
TERRACE AREA	
MACHINE ROOM AREA	412.14
<b>TOTAL</b>	<b>7826.20</b>

**AREA STATEMENT TOWER - A1, A2 AND A3**

TYPE OF BUILDING	NO. OF TOWER OR BLOCK	TOTAL FAR OF ALL BLOCK	TOTAL 15% OF PRESCRIBED F.A.R. AREA SHALL BE ADDED TOWARDS COMMON AREA OF ALL BLOCK	TOTAL G. COVER OF ALL BLOCK	NO. OF DU.	DENSITY 4.5 PERSON PER D.U.	NO. OF FLOOR	HEIGHT OF TOWER ROAD TO TER. LVL.	HEIGHT OF TOWER ROAD TO TOP LVL.
TOWER A1, A2 AND A3	3	42051.40	1621.20	3360.00	288	1296	S+25	8000	5000.00
BASEMENT (Q1, Q2, Q3)	3	42051.40	3360.00	3360.00	288	1296			
<b>TOTAL</b>	<b>6</b>	<b>84102.80</b>	<b>1957.20</b>	<b>6720.00</b>	<b>576</b>	<b>2592</b>			

**AREA STATEMENT FOR TOWER A1, A2 AND A3**

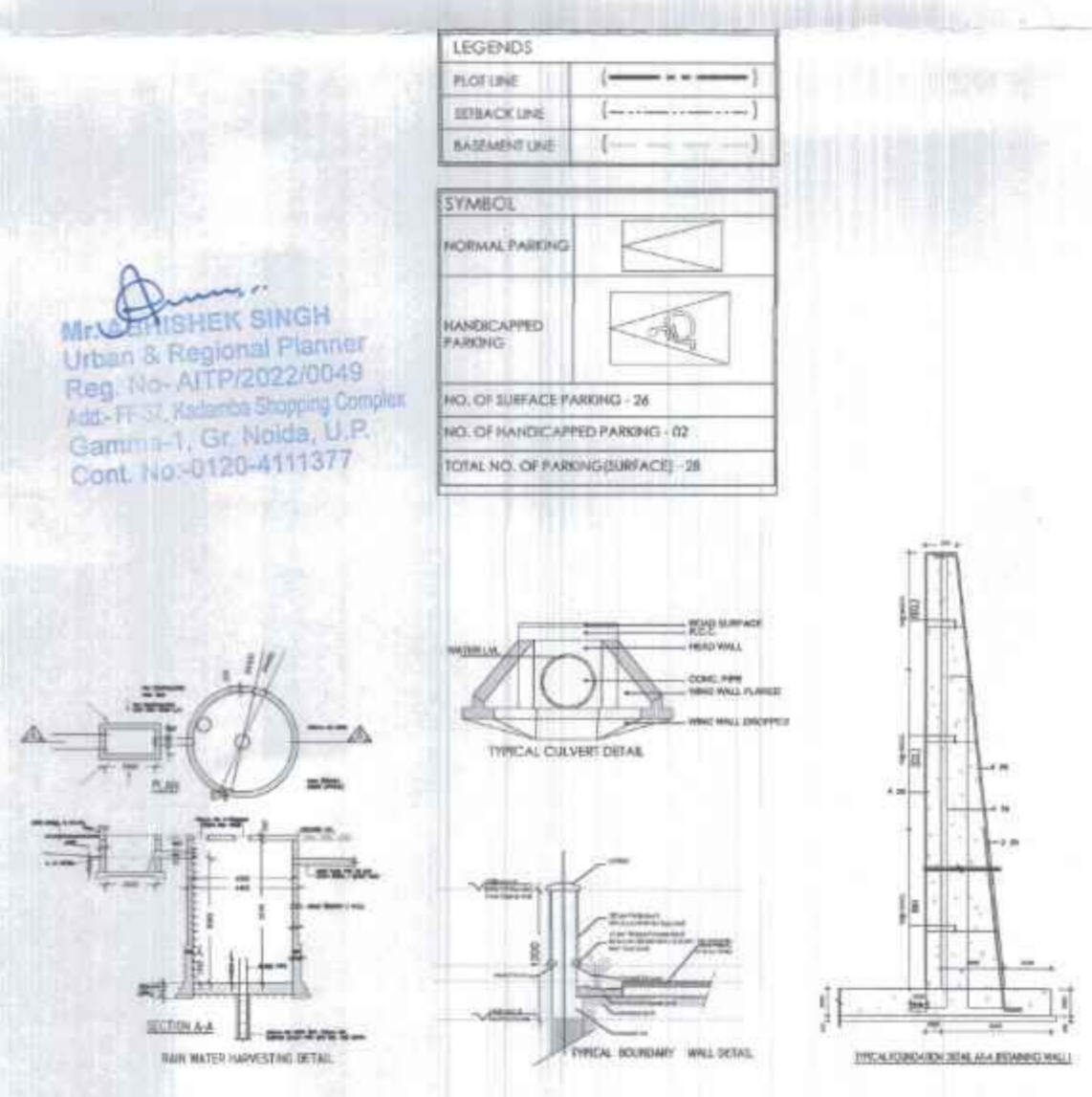
BUILDING	NO. OF UNIT	TOTAL F.A.R.	TOTAL 15% OF PRESCRIBED F.A.R. AREA SHALL BE ADDED TOWARDS COMMON AREA	TOTAL NON F.A.R.	TOTAL BUILT UP
TOWER AREA	1	42051.40	7826.20	283.77	
BASEMENT Q1 AREA	1	NIL	2092.60	10136.68	
BASEMENT Q2 AREA	1	NIL	212.10	10216.40	
<b>TOTAL</b>	<b>3</b>	<b>42051.40</b>	<b>11918.90</b>	<b>39516.85</b>	<b>74665.85</b>

**BASEMENT-Q1 AREA STATEMENT**

AREA	AREA	SQ.M
BASEMENT BUILT UP AREA	A	12948.63
BASEMENT SERVICE AREA	B	2810.13
BASEMENT PARKING AREA (A+B+C)	C	20138.46
<b>TOTAL NO. OF 4 WHEELER CAR PARKING PROVIDED IN BASEMENT @ 30 SQ.M/EC'S</b>		<b>337.9</b> ECS
		<b>337</b> ECS

**BASEMENT-Q2 AREA STATEMENT**

AREA	AREA	SQ.M
BASEMENT BUILT UP AREA	A	11810.69
BASEMENT SERVICE AREA	B	1294.30
BASEMENT PARKING AREA (A+B+C)	C	30536.40
<b>TOTAL NO. OF 4 WHEELER CAR PARKING PROVIDED IN BASEMENT @ 30 SQ.M/EC'S</b>		<b>350.5</b> ECS
		<b>350</b> ECS



Clients

M/S AR Landcraft LLP

ARCHITECTS :  
 GOLDEN INDIA ARCHITECTS  
 F.F - 37, KADAMBA SHOPPING  
 COMPLEX, GAMMA - 1,  
 GREATER NOIDA - 201310

Services Consultant  
 Consummate Engineering  
 Services (P) Ltd.  
 Noida Office : B - 67, Sector - 67, Noida - 201 301

e mail : mail@cepspln

DESIGNED BY:  
 ARCO ASSOCIATES  
 A-15, PAMPOSH ENCLAVE  
 New Delhi-110 048

Project title  
**PROPOSED RECREATIONAL  
 ENTERTAINMENT PARK AT  
 PLOT NO. REP.1 SECTOR - 27  
 GREATER NOIDA, (U.P.)  
 BELONGING TO M/S A R  
 LANDCRAFT LLP**

Drawing Title

RESIDENTIAL PHASE-4  
 MASTER PLAN

Job No. Drawing No.

Drawn Checked A1-R-101a  
 BANISH ASHU  
 Date Scale Revisions  
 10-03-2025 1:250 0





Key Plan



Notes

Clients  
 M/S AR Landcraft LLP

ARCHITECTS :  
 GOLDEN INDIA ARCHITECTS  
 FF-37, KADAMBA SHOPPING  
 COMPLEX, GAMMA-1,  
 GREATER NOIDA - 201310

Services Consultant  
 Consummate Engineering  
 Services (P) Ltd.  
 Noida Office : B - 67, Sector - 67, Noida - 201 301  
 e mail : mail@ceapl.in

DESIGN BY:  
 ARCOP ASSOCIATES  
 A-15, PAMPOSH ENCLAVE  
 New Delhi-110 048

Project title  
 PROPOSED RECREATIONAL  
 ENTERTAINMENT PARK AT PLOT  
 NO. REP.1 SECTOR - 27 GREATER  
 NOIDA,(U.P.) BELONGING TO M/S A  
 R LANDCRAFT LLP



○ FRONT ALEVATION-A  
 (TOWER A1, A2 & A3)

Drawing Title  
**FRONT ELEVATION-A**

Job No. Drawing No.  
 Drawn DANISH Checked ASHU AR-PH-IV-EL-110  
 Date 12.03.2025 Scale 1:200 Revisions 0

LVL +95800, TOP MOST LEVEL

FFL: +90200 MUMTY/MACHINE ROOM Lvl  
TOS: +90050 Terrace Lvl  
FFL: +86700 Terrace  
TOS: +86500 Terrace

FFL: +83250 mm 25th FLOOR  
TOS: +83200mm<sup>2</sup> Lvl

FFL: +79950mm 24th FLOOR  
TOS: +79900mm<sup>2</sup> Lvl

FFL: +76650mm 23rd FLOOR  
TOS: +76600mm<sup>2</sup> Lvl

FFL: +73350mm 22nd FLOOR  
TOS: +73300mm<sup>2</sup> Lvl

FFL: +70050mm 21st FLOOR  
TOS: +70000mm<sup>2</sup> Lvl

FFL: +66750mm 20th FLOOR  
TOS: +66700mm<sup>2</sup> Lvl

FFL: +63450mm 19th FLOOR  
TOS: +63400mm<sup>2</sup> Lvl

FFL: +60150mm 18th FLOOR  
TOS: +60100mm<sup>2</sup> Lvl(REFUGE)

FFL: +56850mm 17th FLOOR  
TOS: +56800mm<sup>2</sup> Lvl

FFL: +53550mm 16th FLOOR  
TOS: +53500mm<sup>2</sup> Lvl

FFL: +50250mm 15th FLOOR  
TOS: +50200mm<sup>2</sup> Lvl

FFL: +46950mm 14th FLOOR  
TOS: +46900mm<sup>2</sup> Lvl

FFL: +43650mm 13th FLOOR  
TOS: +43600mm<sup>2</sup> Lvl

FFL: +40350mm 12th FLOOR  
TOS: +40300mm<sup>2</sup> Lvl

FFL: +37050mm 11th FLOOR  
TOS: +37000mm<sup>2</sup> Lvl

FFL: +33750mm 10th FLOOR  
TOS: +33700mm<sup>2</sup> Lvl

FFL: +30450mm 9th FLOOR  
TOS: +30400mm<sup>2</sup> Lvl

FFL: +27150mm 8th FLOOR  
TOS: +27100mm<sup>2</sup> Lvl

FFL: +23850mm 7th FLOOR  
TOS: +23800mm<sup>2</sup> Lvl

FFL: +20550mm 6th FLOOR  
TOS: +20500mm<sup>2</sup> Lvl

FFL: +17250mm 5th FLOOR  
TOS: +17200mm<sup>2</sup> Lvl

FFL: +13950mm 4th FLOOR  
TOS: +13900mm<sup>2</sup> Lvl

FFL: +10650mm 3rd FLOOR  
TOS: +10600mm<sup>2</sup> Lvl

FFL: +7350, 2nd FLOOR  
TOS: +7300<sup>2</sup> Lvl

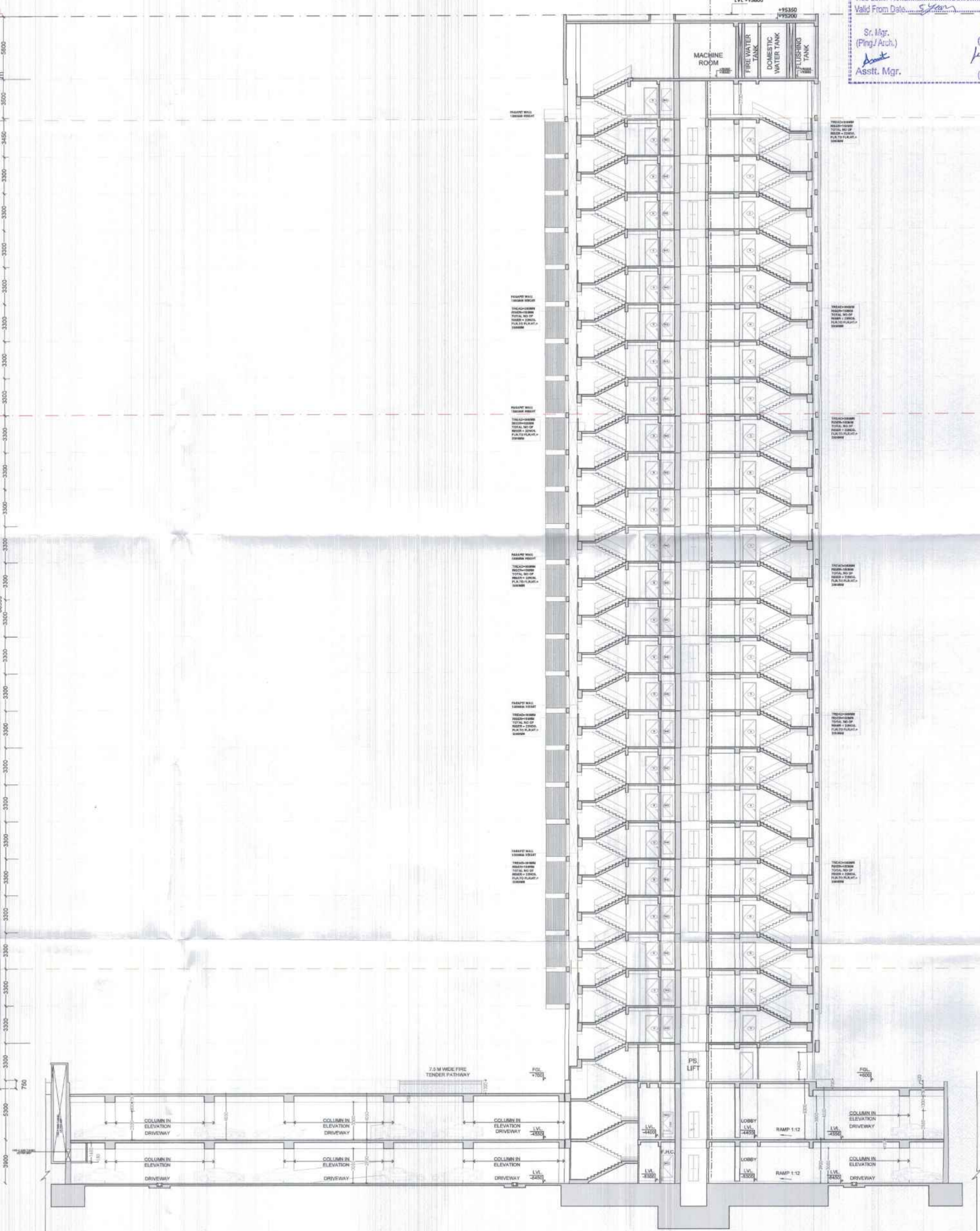
FFL: +4050, 1st FLOOR Lvl  
TOS: +4000<sup>2</sup> Lvl

FFL: +750, Ground/Silt Floor  
TOS: +550<sup>2</sup> Lobby Lvl

LVL: ±0.00

FFL: -4550, Basement  
TOS: -4650<sup>2</sup>01 Lvl

FFL: -8450, Basement  
TOS: -8550<sup>2</sup>02 Lvl



Greater Noida Industrial Development Authority  
SANCTION  
Vide Letter No. 1678 Dated: 07/15/2025  
Valid From Date: 5 years

Sr. Mgr. (Pngl Arch.)  
Asstt. Mgr.

Gen. Mgr. (Pngl Arch.)  
Asstt. Mgr. (Pngl Arch.)

OWNER'S SIGN ARCHITECT'S SIGN

AR Landcraft LLP  
Mr. AVANISH SRIVASTAV  
B.Arch  
CA/201677184  
FF-37, KADAMBA COMPLEX  
GAMMA-1, GR. NOIDA-201310

TOWN PLANNER SIGN



Notes

Clients  
M/S AR Landcraft LLP

ARCHITECTS :  
GOLDEN INDIA ARCHITECTS  
F.F - 37, KADAMBA SHOPPING  
COMPLEX, GAMMA - 1,  
GREATER NOIDA - 201310

Services Consultant  
Consummate Engineering  
Services (P) Ltd.  
Noida Office : B - 67, Sector - 67, Noida - 201 301  
e mail : mail@cespl.in

DESIGN BY:  
ARCOP ASSOCIATES  
A-15, PAMPOSH ENCLAVE  
New Delhi-110 048

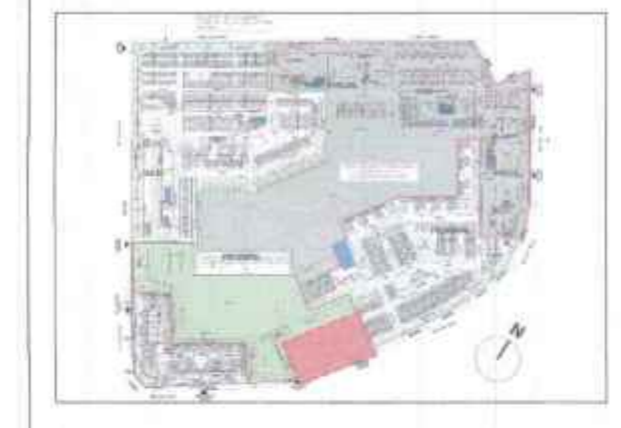
Project title  
PROPOSED RECREATIONAL  
ENTERTAINMENT PARK AT PLOT  
NO. REP.1 SECTOR - 27 GREATER  
NOIDA, (U.P.) BELONGING TO M/S A  
R LANDCRAFT LLP

Drawing Title  
SECTION-B

Job No.	Drawing No.
Drawn BANISH	Checked ASHU
Date 16-03-2025	Scale 1:150
	Revisions
	0

SECTION - B

Key Plan



Notes

Clients

M/S AR Landcraft LLP

ARCHITECTS :

GOLDEN INDIA ARCHITECTS  
 F.F - 37, KADAMBA SHOPPING  
 COMPLEX, GAMMA - 1,  
 GREATER NOIDA - 201310

Services Consultant

Consummate Engineering  
 Services (P) Ltd.

Noida Office : B - 67, Sector - 67, Noida - 201 301

email : mail@cespln

DESIGN BY:

ARCOP ASSOCIATES  
 A-15, PAMPOSH ENCLAVE  
 New Delhi-110 048

Project title

PROPOSED RECREATIONAL  
 ENTERTAINMENT PARK AT PLOT  
 NO. REP.1 SECTOR - 27 GREATER  
 NOIDA, (U.P.) BELONGING TO M/S A  
 R LANDCRAFT LLP

Drawing Title

SECTION-A

Job No.

Drawn

Date

10-03-2025

Drawing No.

AR-PH-IV-PS-112.1


Checked

Scale

1:150

Revisions

0



SECTION -A  
 SCALE - 1:175

Greater Noida Industrial Development  
 SANCTION  
 Vide Letter No. 1672 Dated 07/05/2025  
 Valid From Date 07/05/2025  
 Sir Mgr. (Plng./ Arch.)  
 Assst. Mgr.  
 Genl. Mgr. (Plng./ Arch.)  
 Assst. Mgr. (Plng./ Arch.)

Key Plan



Notes

BASEMENT -02 SUBTRACTION, 15% SERVICE AREA DETAIL

Clients

M/S AR Landcraft LLP

ARCHITECTS :

GOLDEN INDIA ARCHITECTS  
 F.F - 37, KADAMBA SHOPPING  
 COMPLEX , GAMMA - 1,  
 GREATER NOIDA - 201310

Services Consultant

Consummate Engineering  
 Services (P) Ltd.  
 Noida Office - B - 67, Sector - 67, Noida - 201 301

e mail : mail@coepl.in

DESIGN BY:

ARCOP ASSOCIATES  
 A-15, PAMPOSH ENCLAVE  
 New Delhi-110 048

Project title

PROPOSED RECREATIONAL  
 ENTERTAINMENT PARK AT  
 PLOT NO. REP.1 SECTOR - 27  
 GREATER NOIDA,(U.P.)  
 BELONGING TO M/S A R  
 LANDCRAFT LLP

Drawing Title

RESIDENTIAL BASEMENT 02 PLAN &  
 AREA ENVELOPE PLAN

Job No.

Drawing No.

Drawn

Checked

AI-R-110

Date

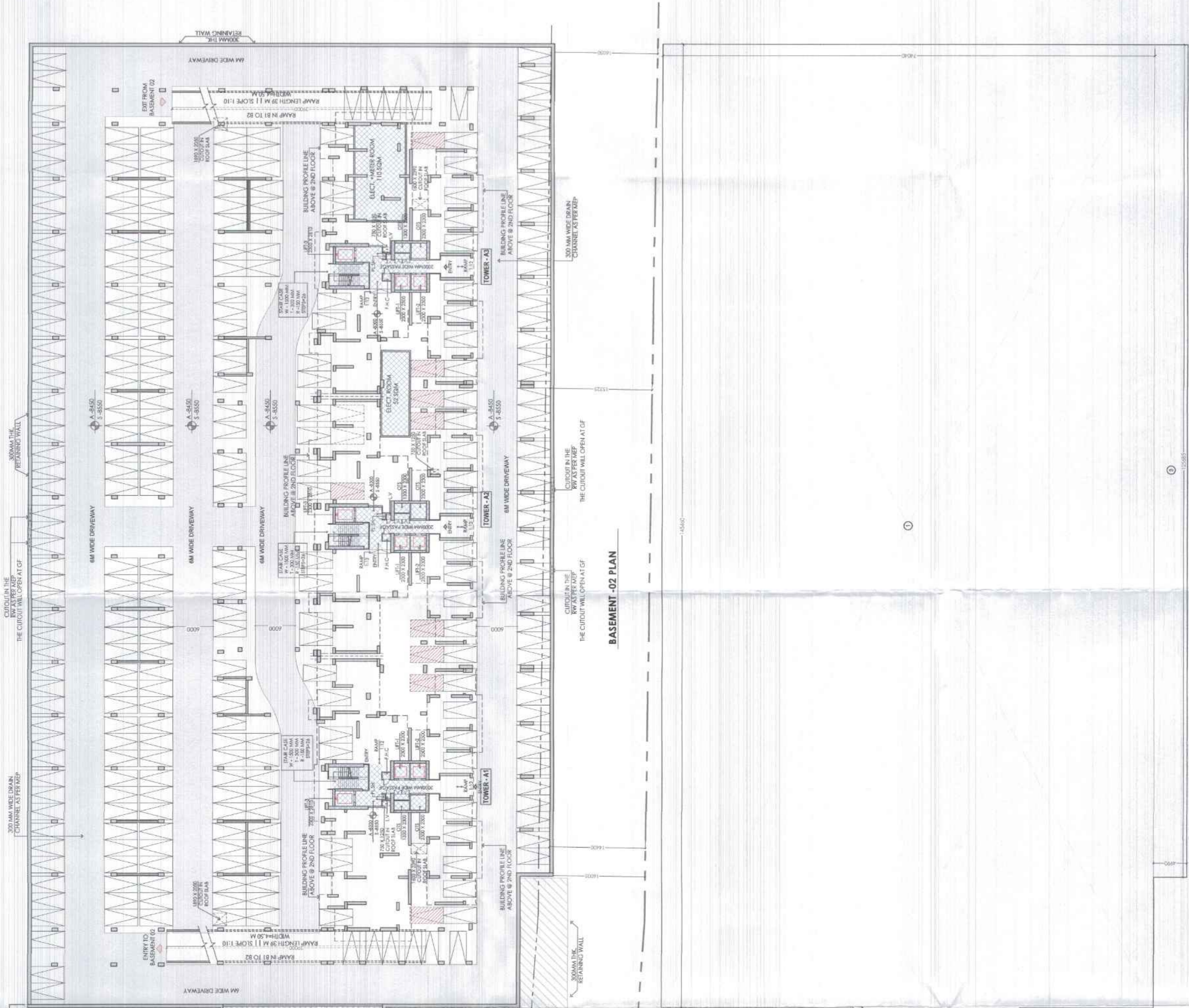
Scale

Revisions



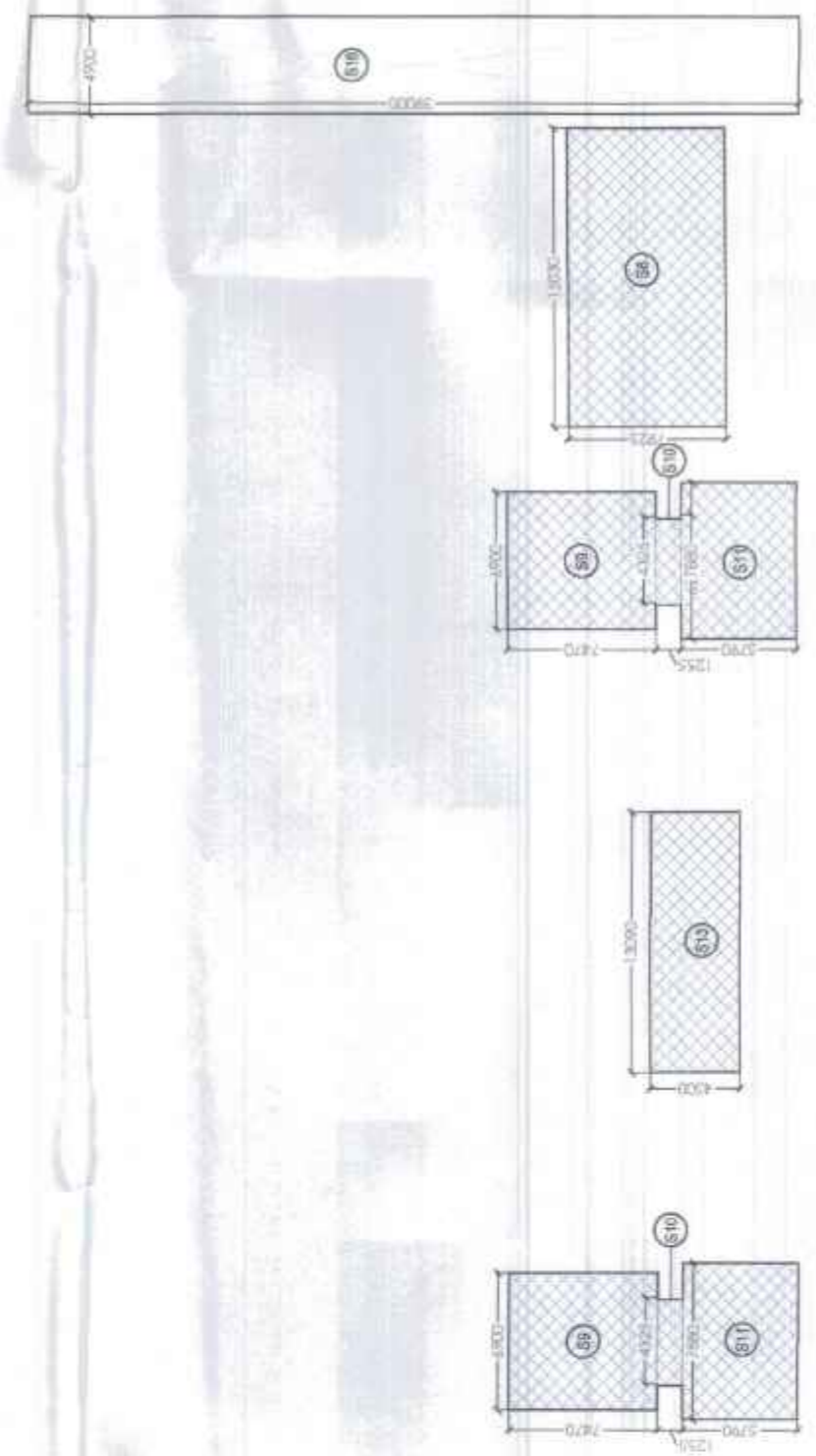
06-02-2025

1:250

0



BASEMENT -02 AREA DETAIL

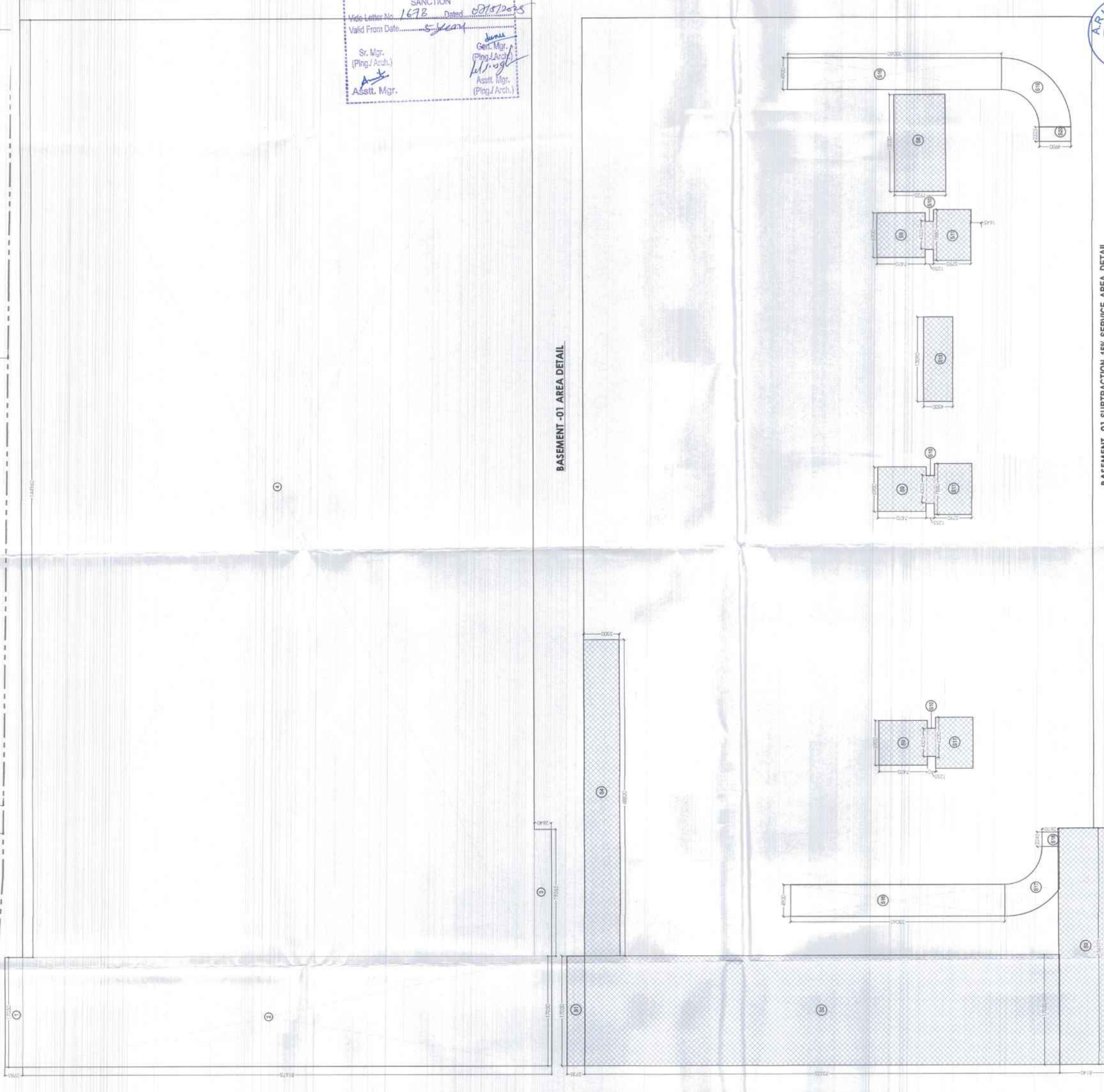
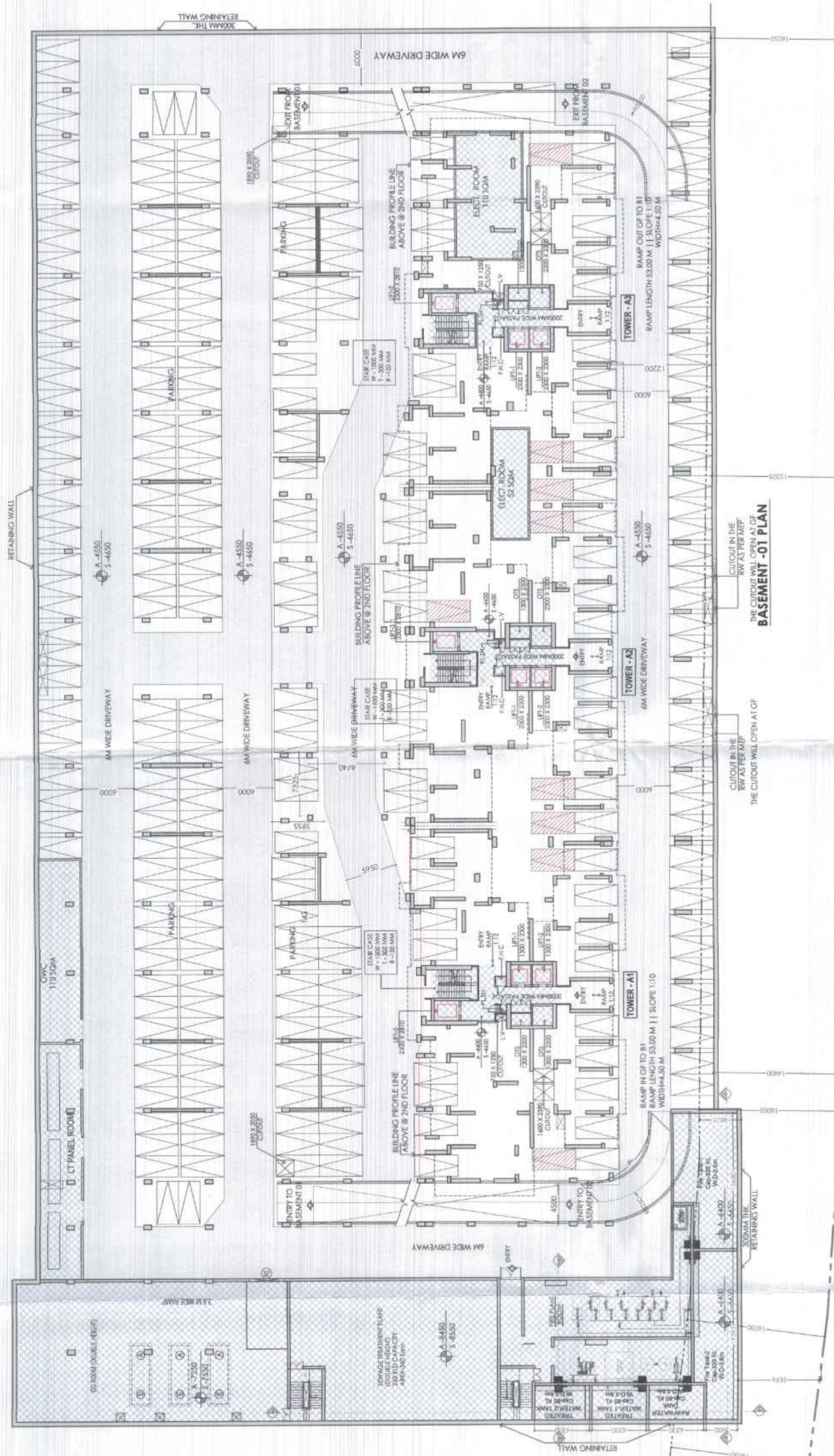


Sl.No	TYPE	OPENING	HEIGHT	WALL	LEVEL
1	551	4675	2700	0	2700
2	551	2885	2700	0	2700
3	551	2885	2700	0	2700
4	551	2885	2700	0	2700
5	551	2885	2700	0	2700
6	551	2885	2700	0	2700
7	551	2885	2700	0	2700
8	551	2885	2700	0	2700
9	551	2885	2700	0	2700
10	551	2885	2700	0	2700
11	551	2885	2700	0	2700
12	551	2885	2700	0	2700
13	551	2885	2700	0	2700
14	551	2885	2700	0	2700
15	551	2885	2700	0	2700
16	551	2885	2700	0	2700
17	551	2885	2700	0	2700
18	551	2885	2700	0	2700
19	551	2885	2700	0	2700
20	551	2885	2700	0	2700
21	551	2885	2700	0	2700
22	551	2885	2700	0	2700
23	551	2885	2700	0	2700
24	551	2885	2700	0	2700
25	551	2885	2700	0	2700
26	551	2885	2700	0	2700
27	551	2885	2700	0	2700
28	551	2885	2700	0	2700
29	551	2885	2700	0	2700
30	551	2885	2700	0	2700
31	551	2885	2700	0	2700
32	551	2885	2700	0	2700
33	551	2885	2700	0	2700
34	551	2885	2700	0	2700
35	551	2885	2700	0	2700
36	551	2885	2700	0	2700
37	551	2885	2700	0	2700
38	551	2885	2700	0	2700
39	551	2885	2700	0	2700
40	551	2885	2700	0	2700
41	551	2885	2700	0	2700
42	551	2885	2700	0	2700
43	551	2885	2700	0	2700
44	551	2885	2700	0	2700
45	551	2885	2700	0	2700
46	551	2885	2700	0	2700
47	551	2885	2700	0	2700
48	551	2885	2700	0	2700
49	551	2885	2700	0	2700
50	551	2885	2700	0	2700
51	551	2885	2700	0	2700
52	551	2885	2700	0	2700
53	551	2885	2700	0	2700
54	551	2885	2700	0	2700
55	551	2885	2700	0	2700
56	551	2885	2700	0	2700
57	551	2885	2700	0	2700
58	551	2885	2700	0	2700
59	551	2885	2700	0	2700
60	551	2885	2700	0	2700
61	551	2885	2700	0	2700
62	551	2885	2700	0	2700
63	551	2885	2700	0	2700
64	551	2885	2700	0	2700
65	551	2885	2700	0	2700
66	551	2885	2700	0	2700
67	551	2885	2700	0	2700
68	551	2885	2700	0	2700
69	551	2885	2700	0	2700
70	551	2885	2700	0	2700

Sl.No	TYPE	OPENING	HEIGHT	WALL	LEVEL
1	551	4675	2700	0	2700
2	551	2885	2700	0	2700
3	551	2885	2700	0	2700
4	551	2885	2700	0	2700
5	551	2885	2700	0	2700
6	551	2885	2700	0	2700
7	551	2885	2700	0	2700
8	551	2885	2700	0	2700
9	551	2885	2700	0	2700
10	551	2885	2700	0	2700
11	551	2885	2700	0	2700
12	551	2885	2700	0	2700
13	551	2885	2700	0	2700
14	551	2885	2700	0	2700
15	551	2885	2700	0	2700
16	551	2885	2700	0	2700
17	551	2885	2700	0	2700
18	551	2885	2700	0	2700
19	551	2885	2700	0	2700
20	551	2885	2700	0	2700
21	551	2885	2700	0	2700
22	551	2885	2700	0	2700
23	551	2885	2700	0	2700
24	551	2885	2700	0	2700
25	551	2885	2700	0	2700
26	551	2885	2700	0	2700
27	551	2885	2700	0	2700
28	551	2885	2700	0	2700
29	551	2885	2700	0	2700
30	551	2885	2700	0	2700
31	551	2885	2700	0	2700
32	551	2885	2700	0	2700
33	551	2885	2700	0	2700
34	551	2885	2700	0	2700
35	551	2885	2700	0	2700
36	551	2885	2700	0	2700
37	551	2885	2700	0	2700
38	551	2885	2700	0	2700
39	551	2885	2700	0	2700
40	551	2885	2700	0	2700
41	551	2885	2700	0	2700
42	551	2885	2700	0	2700
43	551	2885	2700	0	2700
44	551	2885	2700	0	2700
45	551	2885	2700	0	2700
46	551	2885	2700	0	2700
47	551	2885	2700	0	2700
48	551	2885	2700	0	2700
49	551	2885	2700	0	2700
50	551	2885	2700	0	2700
51	551	2885	2700	0	2700
52	551	2885	2700	0	2700
53	551	2885	2700	0	2700
54	551	2885	2700	0	2700
55	551	2885	2700	0	2700
56	551	2885	2700	0	2700
57	551	2885	2700	0	2700
58	551	2885	2700	0	2700
59	551	2885	2700	0	2700
60	551	2885	2700	0	2700
61	551	2885	2700	0	2700
62	551	2885	2700	0	2700
63	551	2885	2700	0	2700
64	551	2885	2700	0	2700
65	551	2885	2700	0	2700
66	551	2885	2700	0	2700
67	551	2885	2700	0	2700
68	551	2885	2700	0	2700
69	551	2885	2700	0	2700
70	551	2885	2700	0	2700

Greater Noida Industrial Development Authority  
 SANCTION  
 Vide Letter No. 1678 Dated 07/12/2025  
 Valid From Date 07/12/2025  
 Sr. Mgr. (Plg/Arch) *[Signature]*  
 Asst. Mgr. (Plg/Arch) *[Signature]*

Sl.No	TYPE	OPENING	HEIGHT	WALL	LEVEL
1	551	4675	2700	0	2700
2	551	2885	2700	0	2700
3	551	2885	2700	0	2700
4	551	2885	2700	0	2700
5	551	2885	2700	0	2700
6	551	2885	2700	0	2700
7	551	2885	2700	0	2700
8	551	2885	2700	0	2700
9	551	2885	2700	0	2700
10	551	2885	2700	0	2700
11	551	2885	2700	0	2700
12	551	2885	2700	0	2700
13	551	2885	2700	0	2700
14	551	2885	2700	0	2700
15	551	2885	2700	0	2700
16	551	2885	2700	0	2700
17	551	2885	2700	0	2700
18	551	2885	2700	0	2700
19	551	2885	2700	0	2700
20	551	2885	2700	0	2700
21	551	2885	2700	0	2700
22	551	2885	2700	0	2700
23	551	2885	2700	0	2700
24	551	2885	2700	0	2700
25	551	2885	2700	0	2700
26	551	2885	2700	0	2700
27	551	2885	2700	0	2700
28	551	2885	2700	0	2700
29	551	2885	2700	0	2700
30	551	2885	2700	0	2700
31	551	2885	2700	0	2700
32	551	2885	2700	0	2700
33	551	2885	2700	0	2700
34	551	2885	2700	0	2700
35	551	2885	2700	0	2700
36	551	2885	2700	0	2700
37	551	2885	2700	0	2700
38	551	2885	2700	0	2700
39	551	2885	2700	0	2700
40	551	2885	2700	0	2700
41	551	2885	2700	0	2700
42	551	2885	2700	0	2700
43	551	2885	2700	0	2700
44	551	2885	2700	0	2700
45	551	2885	2700	0	2700
46	551	2885	2700	0	2700
47	551	2885	2700	0	2700
48	551	2885	2700	0	2700
49	551	2885	2700	0	2700
50	551	2885	2700	0	2700
51	551	2885	2700	0	2700
52	551	2885	2700	0	2700
53	551	2885	2700	0	2700



Greater Noida Industrial Development Authority  
 SANCTION  
 No. Letter No. 1678 Dated 08/12/2025  
 Valid From Date 5 year  
 Sr. Mgr. (Png./Arch.)  
 Asstt. Mgr.  
 Sr. Mgr. (Png./Arch.)  
 Asstt. Mgr. (Png./Arch.)

OWNER'S SIGN ARCHITECT'S SIGN  
 TOWN PLANNER SIGN  
 Mr. AVANISH SRIVASTAV  
 B.ARCH  
 CA/2016/77184  
 FF-37, KADAMBA COMPLEX  
 GAMMA-1, GR.NOIDA-201310

Key Plan



Notes

BASEMENT -01 SUBTRACTION, 15% SERVICE AREA DETAIL

Clients

M/S AR Landcraft LLP

ARCHITECTS :

GOLDEN INDIA ARCHITECTS  
 F.F - 37, KADAMBA SHOPPING  
 COMPLEX , GAMMA - 1,  
 GREATER NOIDA - 201310

Services Consultant

Consummate Engineering  
 Services (P) Ltd.

Noida Office : B - 67, Sector - 67, Noida - 201 301

e mail : mail@cespl.in

DESIGN BY :

ARCOP ASSOCIATES  
 A-15, PAMPOSH ENCLAVE  
 New Delhi-110 048

Project title

PROPOSED RECREATIONAL  
 ENTERTAINMENT PARK AT  
 PLOT NO. REP.1 SECTOR - 27  
 GREATER NOIDA (U.P.)  
 BELONGING TO M/S A R  
 LANDCRAFT LLP

Drawing Title

RESIDENTIAL CLUSTER-A BASEMENT 01  
 PLAN & AREA ENVELOPE PLAN

Job No. Drawing No.

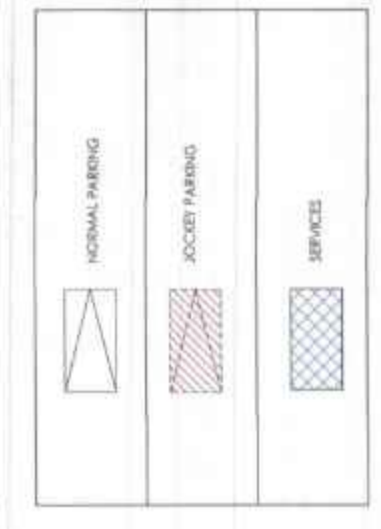
Drawn Checked A1-R-109  
 DANISH ASHU  
 Date Scale Revisions  
 06-02-2025 1:250 0

LEGENDS

PLOT LINE	(---)
RETAINING WALL	(---)

Sl. No.	TYPE	HEIGHT	SL. LEVEL
1	1.000	1.000	1.000
2	1.000	1.000	1.000
3	1.000	1.000	1.000
4	1.000	1.000	1.000
5	1.000	1.000	1.000
6	1.000	1.000	1.000
7	1.000	1.000	1.000
8	1.000	1.000	1.000
9	1.000	1.000	1.000
10	1.000	1.000	1.000
11	1.000	1.000	1.000
12	1.000	1.000	1.000
13	1.000	1.000	1.000
14	1.000	1.000	1.000
15	1.000	1.000	1.000
16	1.000	1.000	1.000
17	1.000	1.000	1.000
18	1.000	1.000	1.000
19	1.000	1.000	1.000
20	1.000	1.000	1.000
21	1.000	1.000	1.000
22	1.000	1.000	1.000
23	1.000	1.000	1.000
24	1.000	1.000	1.000
25	1.000	1.000	1.000
26	1.000	1.000	1.000
27	1.000	1.000	1.000
28	1.000	1.000	1.000
29	1.000	1.000	1.000
30	1.000	1.000	1.000
31	1.000	1.000	1.000
32	1.000	1.000	1.000
33	1.000	1.000	1.000
34	1.000	1.000	1.000
35	1.000	1.000	1.000
36	1.000	1.000	1.000
37	1.000	1.000	1.000
38	1.000	1.000	1.000
39	1.000	1.000	1.000
40	1.000	1.000	1.000
41	1.000	1.000	1.000
42	1.000	1.000	1.000
43	1.000	1.000	1.000
44	1.000	1.000	1.000
45	1.000	1.000	1.000
46	1.000	1.000	1.000
47	1.000	1.000	1.000
48	1.000	1.000	1.000
49	1.000	1.000	1.000
50	1.000	1.000	1.000

Sl. No.	TYPE	HEIGHT	SL. LEVEL
1	1.000	1.000	1.000
2	1.000	1.000	1.000
3	1.000	1.000	1.000
4	1.000	1.000	1.000



BASEMENT -01 AREA DETAIL

Sl. No.	COFF. No.	Length	Area	
1	1.000	2785	47.48	
2	1.000	1892.56	1892.56	
3	1.000	2940	51.85	
4	1.000	7925	11456.51	
TOTAL				12948.61

DEDUCTION AREA (B)

Sl. No.	COFF. No.	Breadth	Length	Area
51	1.000	2735	46.63	
52	1.000	78335	1253.77	
53	1.000	8140	297.86	
54	1.000	5500	206.51	
55	1.000	7925	119.11	
56	1.000	7470	154.63	
57	1.000	1255	16.28	
58	1.000	5790	136.88	
59	1.000	4500	58.51	
60	1.000	13500	53.40	
61	1.000	2610	5.86	
62	1.000	63.38	10.90	
63	1.000	4900	10.90	
64	1.000	2225	49.00	
TOTAL NON FAR AREA (A+B+C)				10181.86

15% OF FAR AREA BASEMENT

Sl. No.	COFF. No.	Breadth	Length	Area
65	1.000	2735	46.63	
66	1.000	79335	1253.77	
67	1.000	8140	297.86	
68	1.000	5500	206.51	
69	1.000	7925	119.11	
70	1.000	7470	154.63	
71	1.000	1255	16.28	
72	1.000	5790	136.88	
73	1.000	4500	58.51	
74	1.000	13500	53.40	
75	1.000	2610	5.86	
76	1.000	63.38	10.90	
77	1.000	4900	10.90	
78	1.000	2225	49.00	
TOTAL AREA (D)				2338.65

Sl. No.	COFF. No.	Breadth	Length	Area
79	1.000	2735	46.63	
80	1.000	79335	1253.77	
81	1.000	8140	297.86	
82	1.000	5500	206.51	
83	1.000	7925	119.11	
84	1.000	7470	154.63	
85	1.000	1255	16.28	
86	1.000	5790	136.88	
87	1.000	4500	58.51	
88	1.000	13500	53.40	
89	1.000	2610	5.86	
90	1.000	63.38	10.90	
91	1.000	4900	10.90	
92	1.000	2225	49.00	
TOTAL AREA (E)				2338.65