1. MASTER PLAN COMMERCIAL TOTAL PLOT AREA – **119139 SQ.M**
2. SERVICE APARTMENT i.e part of the master plan commercial (GAURS RUNWAY SUITS) PLOT AREA **– 10980 SQ.M** highlighted separately in area chart and also provide the site layout plan attached herwith.

MASTER PLAN COMMERCIAL PROJECT AT Plot No. - MPC-01, GAUR YAMUNA CITY (POCKET-3), MIRZAPUR SITE (LFD-3), SECTOR-19, YEIDA, GREATER NOIDA, U.P :-

1	**MASTER PLAN COMMERCIAL AREA DETAILS :-**	=	119139.00	
2	TOTAL PERMISSIBLE FAR	=	402063.66	
3	PERMISSIBLE GROUND COVERAGE @ 40%	=	47655.60	
SUMMERY DETAIL AREA :-			Sq.M.	
1	*PROPOSED TOTAL F.A.R.*	=	118768.49	29.540%
2	*PROPOSED TOTAL 15% OF PRESCRIBED FAR*	=	6455.08	1.61%
3	*PROPOSED TOTAL GROUND COVERAGE*	=	12295.30	10.32%
4	*PROPOSED NON FAR AREA*	=	97464.03	Sq.M.
6	*PROPOSED PARKING Nos.*	=	2942	Ecs.

PROPOSED AREA DETAILS

S.No.	DESCRIPTION	PLOT AREA
1	SERVICE APATMENT	10980.00
2	MLCP PARKING	12060.00
3	PETROL PUMP	4000.00
5	*SUB TOTAL AREA*	*27040.00*
6	BALANCE MASTER PLAN COMMERCIAL	92099.00
7	TOTAL MASTER PLAN COMMERCIAL AREA	119139.00

	DESCRIPTION	GR. COVERAGE	FAR AREA	15% Pres. AREA	NON FAR AREA	PARKING (Ecs)
A	SERVICE APATMENT	4943.73	38996.13	4086.84	10848.82	355
B	MLCP PARKING	5934.57	0.00	1365.08	77130.20	2587
C	PETROL PUMP	1417.00	1417.00	-	-	-
D	Additional BASEMENT FAR AREA		78355.36	1003.17	9485.00	
	TOTAL AREA =	**12295.30**	**118768.49**	**6455.08**	**97464.03**	**2942**

TOTAL BUILTUP AREA :- = 222687.60 Sq.Mt.

Yamuna Expressway Industrial Development Authority
APPROVED
Vide Letter No. YEA/Plg/BP-96/79424 Date 07/02/2019
Valid Upto Date 09/04/2023
Sr. Manager (Planning)
meena
Gen. Manager (Plng. & Arch.)
Drawing Checked & Verified by
Manager (Planning)

AREA AREA IN SQMT.

A 1 PROPOSED AREA DETAIL --- SERVICE APARTMENT

S.No.	FLOORS	* S. A.	FAR	15%FAR	NON FAR
1	BASEMENT	-	3336.80	156.09	3173.91
2	3RD PODIUM - **P3**	-	45.33	128.30	4169.32
3	2ND PODIUM - **P2**	-	2341.01	134.52	2409.21
4	1ST PODIUM - **P1**	-	3386.25	155.91	1096.39
5	GROUND FLOOR	62	2171.13	163.65	
6	FIRST FLOOR	62	2137.83	196.95	
7	SECOND FLOOR	62	2137.83	196.95	
8	THIRD FLOOR	62	2137.83	196.95	
9	FOURTH FLOOR	62	2137.83	196.95	
10	FIFTH FLOOR	62	2137.83	196.95	
11	SIXTH FLOOR	62	2137.83	196.95	
12	SEVENTH FLOOR	62	2137.83	196.95	
13	EIGHTH FLOOR	62	2137.83	196.95	
14	NINTH FLOOR	62	2137.83	196.95	
15	TENTH FLOOR	62	2137.83	196.95	
16	ELEVENTH FLOOR	62	2137.83	196.95	
17	TWELTH FLOOR	56	2139.09	195.69	
18	TWELTH -A FLOOR	28	2050.44	194.15	
19	METER ROOM AT G.F.	-	10.00		
20	GUARD ROOM	-		30.00	
21	MUMTY,M.RM.& W.TANK	-		262.07	
22	OPEN ESS	-		500.00	
SUB TOTAL OF SERVICE APT. AREA =		***828***	***38996.13***	***4086.84***	***10848.82***

A 2 GROUND COVERAGE AREA DETAIL (Ground / Podium)

TOTAL AREA		=	127.176	X	45.959	=	5844.88
LESS AREA:-							
1	0.5	X	23.246	X	23.276	=	270.54
2	1	X	5.525	X	11.800	=	65.20
3	1	X	48.170	X	0.483	=	23.27
4	P-Line	X	107.790	X	1.000	=	107.79
5	1	X	8.250	X	14.297	=	117.95
6	0.5	X	14.288	X	14.297	=	102.14
7	P-Line	X	71.663	X	1.000	=	71.66
8	1	X	7.769	X	2.325	=	18.06
9	1	X	31.307	X	1.719	=	53.82
10	1	X	7.289	X	12.610	=	91.91
11	1	X	27.000	X	0.697	=	18.82
					TOTAL	=	941.15

GROUND COVERAGE AREA = TOTAL AREA - LESS AREA
5844.88 - 941.15 = **4903.73**

TOTAL GROUND COVERAGE AREA = GROUND COVERGAE + M.ROOM + GUARD ROOM
4903.73 + 10.00 + 30.00 = **4943.73**

A 3 NON PARKING AREA IN FLOORS

4.1	**BASEMENT RAMP, LIFT, LOBBY & STAIRCASE AREA DETAIL**					
1	STAIRCASE-1	3.705	X	6.330	=	23.45
2	ST.,LIFT,LOBBY	10.310	X	9.140	=	94.23
3	STAIRCASE-2	4.020	X	6.395	=	25.71
4	RAMP	10.825	X	28.040	=	303.53
				TOTAL	=	**446.93**
4.2	**PODIUM RAMP, LIFT, LOBBY & STAIRCASE AREA DETAIL**					
1	ST.,LIFT,LOBBY	6.600	X	6.000	=	39.60
2	STAIRCASE-1	3.760	X	6.200	=	23.31
3	RAMP	451.399	X	1.000	=	451.40
				TOTAL	=	514.31
4.3	**FIRST PODIUM RAMP, LIFT, LOBBY & STAIRCASE AREA DETAIL**					
1	ST.,LIFT,LOBBY-1	10.260	X	9.035	=	92.70
2	ST.,LIFT,LOBBY-2	6.600	X	6.000	=	39.60
3	STAIRCASE	3.760	X	6.300	=	23.69
4	RAMP	521.594	X	1.000	=	521.59
				TOTAL	=	**677.58**
4.4	**SECOND PODIUM RAMP LIFT LOBBY & STAIRCASE AREA DETAIL**					
1	STAIRCASE-1	3.830	X	6.330	=	24.24
2	ST.,LIFT,LOBBY-1	6.530	X	5.930	=	38.72
3	ST. & V.TOILET	61.303	X	1.000	=	61.30
4	ST.,LIFT,LOBBY-2	10.260	X	9.135	=	93.73
5	ST.,LIFT,LOBBY-3	6.600	X	6.290	=	41.51
6	STAIRCASE-2	6.760	X	6.300	=	42.59
7	RAMP	521.594	X	1.000	=	521.59
				TOTAL	=	**823.69**

A 11 ROOF TOP AREA DETAIL

1	TOTAL ROOF TOP AREA (Service Apartment)	=	5006.96
2	TOTAL ROOF TOP AREA (MLCP)	=	5934.57
3	TOTAL ROOF TOP PETROL PUMP (PP)	=	1417.00
4	**TOTAL ROOFTOP AREA**	=	**12358.53**

* S.A. - Service Apartment Units / Dus
Additional Green Building FAR, if applicable, Shall be permissible as per prevailing Bye-Laws.

A 4 BASEMENT FLOOR AREA DETAIL

TOTAL P-Line Area = **7114.99**

								15% PRESCRIBED FAR		
A - ADD CUTOUT AREA :-										
C1	1	X	198.960	X	1.000	=	198.96			
C2	1	X	35.730	X	1.000	=	35.73			
C3	1	X	114.370	X	1.000	=	114.37			
C4	1	X	24.590	X	1.000	=	24.59			
C5	1	X	191.940	X	1.000	=	191.94			
				TOTAL CUTOUT AREA		=	***565.59***			
B - ADD FAR AREA :-										
B1	1	X	9.360	X	12.050	=	112.78			
B2	1	X	15.385	X	7.477	=	115.03			
B3	1	X	10.776	X	9.015	=	97.15			
B4	1	X	6.167	X	9.329	=	57.53			
B5	1	X	5.189	X	5.287	=	27.43			
B6	1	X	9.582	X	34.808	=	333.53			
B7	1	X	4.175	X	37.988	=	158.60			
B8	1	X	27.788	X	5.925	=	164.64			
B9	1	X	2.535	X	4.880	=	12.37			
B10	1	X	10.825	X	28.038	=	303.51			
B10a	1	X	21.190	X	32.563	=	690.01			
B11	1	X	15.469	X	5.925	=	91.65			
B12	1	X	15.362	X	31.963	=	491.02			
B13	1	X	3.498	X	32.388	=	113.29			
B14	1	X	24.875	X	5.500	=	136.81			
B15	1	X	16.901	X	32.388	=	547.37			
B16	1	X	8.864	X	2.338	=	20.72			
B17	1	X	8.311	X	2.338	=	19.43			
				SUB TOTAL NON AREA		=	***3492.89***			
TOTAL FAR AREA =			*FAR AREA - (B - C - D)*							
	3492.895	-	***38.695***	-	***117.400***	=	***3336.80***			
C - ADD 15% PRESCRIBED AREA (Commercial)										
Lift-1	1	X	3.140	X	1.800	=	5.65	Lift-1	=	5.65
Lift Lobby -1		X	2.630	X	1.800	=	4.73	Lift Lobby -1	=	4.73
Lift-2	1	X	2.275	X	2.190	=	4.98	Lift-2	=	4.98
Lift-3	1	X	2.275	X	2.190	=	4.98	Lift-3	=	4.98
Lift lobby -2		X	4.000	X	4.586	=	18.34	Lift lobby -2	=	18.34
				SUB TOTAL 15% PRES. AREA		=	***38.69***		=	
D - ADD 15% PRESCRIBED AREA (Parking - Non Far Area)									=	
Fire Stair-1		X	6.330	X	3.705	=	23.45	Fire Stair-1	=	23.45
Fire Stair-2		X	6.700	X	3.300	=	22.11	Fire Stair-2	=	22.11
Fire Stair-3		X	6.400	X	3.763	=	24.08	Fire Stair-3	=	24.08
Lift	4	X	2.290	X	2.475	=	22.67	Lift	=	22.67
Lift Lobby		X	9.760	X	2.570	=	25.08	Lift Lobby	=	25.08
				SUB TOTAL 15% PRES. AREA		=	***117.40***	Total 15% Pres.		156.09
TOTAL 15% Prescribed Area		=	C + D			=	***156.09***			

E- SERVICES AREA (Pump Room, Elect.Pannel Room & OWC) = 591.87 (P-Line Area)

F- TOTAL NON FAR AREA = TOTAL AREA - A - B - C - D
7114.99 - 565.59 - 3336.80 - 38.69 - 117.40 = **3173.91**

A 5 1ST PODIUM AREA DETAIL (P-1)

P-Line AREA (Total Plate Area) = **4642.06**

								15% PRESCRIBED FAR		
ADD FAR AREA :-										
1	1	X	27.007	X	21.985	=	593.75			
2	0.5	X	23.253	X	23.258	=	270.41			
3	1	X	3.759	X	23.258	=	87.43			
4	1	X	12.612	X	38.656	=	487.53			
5	1	X	11.024	X	22.300	=	245.84			
6	1	X	22.843	X	30.951	=	707.01			
7	1	X	12.847	X	13.287	=	170.70			
8	1	X	5.525	X	19.151	=	105.81			
9	1	X	4.576	X	19.688	=	90.09			
10	1	X	48.166	X	10.750	=	517.78			
11	1	X	9.428	X	4.940	=	46.57			
12	1	X	10.758	x	2.662	=	28.64			
13	0.5	X	12.087	X	12.087	=	73.05			
14	0.5	X	4.384	X	4.385	=	9.61			
15	0.5	X	11.995	X	11.989	=	71.90			
16	1	X	17.228	X	0.558	=	9.61			
17	1	X	11.563	x	0.848	=	9.81			
		SUB TOTAL FAR AREA				=	**3525.54**			
TOTAL FAR Area = FAR Area - (15% Pres. Area + Cutout)+ Main Staircase										
ADD MAIN STAIRCASE			6.10	x	3.30	=	20.13			
3525.54	-	159.42	+	20.13		=	**3386.25**			
15% PRESCRIBED AREA :-										
A1	1	X	5.970	X	3.300	=	19.70	FIRE STAIRCASE	=	19.70
A2	1	X	3.140	X	1.800	=	5.65	LIFT	=	5.65
A3	1	X	2.630	X	1.800	=	4.73	LIFT LOBBY	=	4.73
A4	2	X	2.275	X	2.190	=	9.96	LIFT	=	9.96
A5	1	X	2.450	X	4.730	=	11.59	LIFT LOBBY	=	11.59
A6	1	X	2.496	X	0.670	=	1.67	SERVICES	=	1.67
A7	1	X	6.700	X	3.300	=	22.11	FIRE STAIRCASE	=	22.11
A8	4	X	2.290	X	2.475	=	22.67	LIFT	=	22.67
A9	1	X	9.760	X	2.572	=	25.10	LIFT LOBBY	=	25.10
A10	1	X	2.000	X	0.762	=	1.52	SERVICES	=	1.52
A11	1	x	3.582	x	0.800	=	2.87	SERVICES	=	2.87
A12	1	x	6.200	x	3.765	=	23.34	FIRE STAIRCASE	=	23.34
A13	1	X	2.190	x	2.275	=	4.98	LIFT	=	4.98
	SUB TOTAL 15% PRESCRIBED AREA					=	**155.91**			
CUT-OUT AREA:-										
S	1	X	0.900	X	0.700	=	0.63			
S1	1	X	0.450	X	1.000	=	0.45			
S2	1	X	0.600	X	0.900	=	0.54			
S3	1	X	0.450	X	0.903	=	0.41			
S4	1	X	0.900	X	0.450	=	0.41			
S5	1	X	0.600	X	0.900	=	0.54			
S6	1	X	0.600	X	0.900	=	0.54			
	SUB TOTAL CUTOUT AREA					=	**3.51**			
RAMP AREA =			11.024	X	21.935	=	**241.81**			
TOTAL NON FAR Area = Total Area - FAR Area - 15% Pres. Area - Cutout										
	4642.06	-	3386.25	-	155.91	-	3.51			
			TOTAL NON FAR			=	**1096.39**	**Total 15% Pres.**		**155.91**

A 6 2ND PODIUM AREA DETAIL (P-2)

P-Line AREA (Total Plate Area) = **4887.44**

								15% PRESCRIBED FAR		
ADD FAR AREA :-										
1	1	X	12.900	X	21.985	=	283.61			
2	1	X	12.600	X	20.485	=	258.11			
3	1	X	7.036	X	13.903	=	97.82			
4	0.5	X	23.253	X	23.253	=	270.35			
5	1	X	9.286	X	23.253	=	215.93			
6	1	X	18.105	X	20.900	=	378.39			
7	1	X	10.996	X	21.596	=	237.47			
8	1	X	11.851	X	19.193	=	227.46			
9	1	X	5.525	X	7.389	=	40.82			
10	1	X	2.600	X	7.945	=	20.66			
11	1	X	3.096	X	3.050	=	9.44			
12	1	X	21.791	X	10.730	=	233.82			
13	1	X	9.545	X	4.998	=	47.71			
14	1	X	10.497	X	4.779	=	50.17			
15	1	X	6.334	X	10.750	=	68.09			
16	1	X	PLINE	X	18.260	=	18.26			
		SUB TOTAL FAR AREA				=	**2458.10**			
FAR Area = FAR Area - 15% Pres. Area - Cutout										
	2458.10	-	134.52	-	2.70	=	**2320.88**			
ADD MAIN STAIRCASE			6.10	x	3.30	=	20.13			
TOTAL FAR Area = FAR Area + Main Staircase										
			2320.88	+	20.13	=	**2341.01**			
15% PRESCRIBED AREA :-										
A1	1	X	5.970	X	3.300	=	19.70	FIRE STAIRCASE	=	19.70
A2	1	X	3.140	X	1.800	=	5.65	LIFT	=	5.65
A3	1	X	2.630	X	1.800	=	4.73	LIFT LOBBY	=	4.73
A4	2	X	2.275	X	2.190	=	9.96	LIFT	=	9.96
A5	1	X	2.450	X	4.730	=	11.59	LIFT LOBBY	=	11.59
A6	1	X	2.496	X	0.670	=	1.67	SERVICES	=	1.67
A7	1	X	6.200	X	3.765	=	23.34	FIRE STAIRCASE	=	23.34
A8	1	X	6.700	X	3.300	=	22.11	FIRE STAIRCASE	=	22.11
A9	1	X	2.290	X	2.475	=	5.67	LIFT WELL	=	5.67
A10	1	X	9.760	X	2.572	=	25.10	LIFT LOBBY	=	25.10
A13	1	X	2.190	x	2.275	=	4.98	LIFT	=	4.98
	SUB TOTAL 15% PRESCRIBED AREA =						**134.52**			
CUT-OUT AREA:-										
S	1	X	0.300	X	0.600	=	0.18			
S1	1	X	0.450	X	1.000	=	0.45			
S2	1	X	0.300	X	0.600	=	0.18			
S3	1	X	0.600	X	0.900	=	0.54			
S4	1	X	0.450	X	0.903	=	0.41			
S5	1	X	0.450	X	0.900	=	0.41			
S6	1	X	0.600	X	0.900	=	0.54			
		SUB TOTAL CUTOUT AREA				=	**2.70**			
TOTAL NON FAR Area = Total Area - FAR Area - 15% Pres. Area - Cutout										
	4887.44	-	2341.01	-	134.52	-	2.70			
			TOTAL NON FAR			=	**2409.21**	**Total 15% Pres. Area**		**134.52**

A 7 3RD PODIUM NON FAR AREA DETAIL (P-3)

								15% PRESCRIBED FAR		
TOTAL AREA			120.162	X	43.490	=	5225.85			
TOTAL FAR AREA :-										
B1	1	X	6.580	X	3.830	=	25.20			
B2	1	X	6.100	X	3.300	=	20.13			
			TOTAL FAR AREA			=	**45.33**			
15% PRESCRIBED AREA :-										
A1	1	X	5.970	X	3.300	=	19.70	FIRE STAIRCASE	=	19.70
A2	1	X	3.140	X	1.800	=	5.65	LIFT	=	5.65
A3	1	X	2.630	X	1.800	=	4.73	LIFT LOBBY	=	4.73
A7	1	X	6.200	X	3.765	=	23.34	FIRE STAIRCASE	=	23.34
A8	1	X	6.700	X	3.300	=	22.11	FIRE STAIRCASE	=	22.11
A9	4	X	2.290	X	2.475	=	22.67	LIFT WELL	=	22.67
A10	1	X	9.760	X	2.572	=	25.10	LIFT LOBBY	=	25.10
A13	1	X	2.190	x	2.275	=	4.98	LIFT	=	4.98
	SUB TOTAL 15% PRESCRIBED AREA					=	**128.30**			
LESS AREA:-										
1	0.50	X	21.864	X	21.873	=	239.12			
2	1	X	10.525	X	11.805	=	124.25			
3	1	X	28.741	X	0.495	=	14.23			
4	1	X	12.214	X	2.895	=	35.36			
5	1	X	31.990	X	1.000	=	31.99			
6	1	X	3.300	X	1.000	=	3.30			
7	0.50	X	17.873	X	17.859	=	159.60			
8	1	X	4.677	X	3.029	=	14.17			
9	1	X	8.885	X	2.247	=	19.96			
10	1	X	42.376	X	1.635	=	69.28			
11	1	X	14.065	X	8.710	=	122.51			
12	1	X	23.103	X	2.127	=	49.14			
				TOTAL LESS AREA		=	**882.90**			
TOTAL NON FAR Area = Total Area - FAR Area - 15% Pres. Area										
5225.85	-	45.33	-	128.30	-	882.90	**4169.32**	Total 15% Pres. Area	=	**128.30**

A 8 GROUND FLOOR AREA DETAIL (Ground Floor)

								15% PRESCRIBED FAR		
TOTAL AREA			108.016	X	42.928	=	4636.91			
LESS AREA:-										
1	31	X	5.300	X	0.550	=	90.37			
2	0.5	X	19.382	X	19.395	=	187.96			
3	1	X	23.957	X	2.788	=	66.79			
4	1	X	18.423	X	1.000	=	18.42			
5	1	X	6.230	X	1.158	=	7.21			
6	1	X	11.250	X	0.850	=	9.56			
7	1	X	2.073	X	2.188	=	4.54			
8	1	X	0.725	X	1.542	=	1.12			
8a	1	X	2.200	X	0.550	=	1.21			
9	1	X	19.464	X	21.934	=	426.92			
10	1	X	29.467	X	1.000	=	29.47			
11	1	X	75.445	X	1.000	=	75.45			
12	1	X	28.216	X	9.944	=	280.58			
13	0.5	X	12.454	X	12.446	=	77.50			
14	1	X	4.900	X	1.800	=	8.82			
15	1	X	0.700	X	0.800	=	0.56			
16	0.5	X	17.748	X	17.749	=	157.50			
17	1	X	21.622	X	2.789	=	60.30			
18	1	X	16.208	X	1.000	=	16.21			
19	1	X	6.298	X	1.150	=	7.24			
20	1	X	18.942	X	21.928	=	415.36			
21	1	X	61.909	X	1.000	=	61.91			
22	1	X	25.373	X	1.000	=	25.37			
23	1	X	3.058	X	3.488	=	10.67			
24	0.5	X	3.492	X	3.488	=	6.09			
25	1	X	18.596	X	10.010	=	186.15			
26	1	X	11.258	X	1.025	=	11.54			
27	1	X	8.489	X	1.820	=	15.45			
28	1	X	33.300	X	1.000	=	33.30			
29	1	X	3.300	X	5.970	=	19.70	FIRE STAIRCASI	=	19.70
30										
31	1	X	2.630	X	1.800	=	4.73	LIFT LOBBY	=	4.73
32	1	X	6.700	X	3.300	=	22.11	FIRE STAIRCASI	=	22.11
33										
34a	1	X	9.760	X	2.472	=	24.13	LIFT LOBBY-a	=	24.13
34b	1	X	5.900		1.148		6.77	LIFT LOBBY-b		6.77
35	1	X	5.900	X	1.452	=	8.57	CUT-OUT		
36										
37	1	X	2.950	X	2.190	=	6.46	LIFT LOBBY	=	6.46
38	1	X	3.300	X	5.970	=	19.70	FIRE STAIRCASI	=	19.70
S	20	X	0.450	X	0.500	=	4.50	SERVICES	=	4.50
S1	21	X	0.700	X	0.500	=	7.35	SERVICES	=	7.35
S2	30	X	0.700	X	0.600	=	12.60	SERVICES	=	12.60
S3	1	X	1.065	X	0.600	=	0.64	SERVICES	=	0.64
S4	1	X	4.284	X	1.000	=	4.28	SERVICES	=	4.28
S5	1	X	2.500	X	1.750	=	4.38	SERVICES	=	4.38
S6	1	X	2.750	X	2.600	=	7.15	SERVICES	=	7.15
S7	1	X	3.000	X	2.500	=	7.50	SERVICES	=	7.50
S8	1	X	2.750	X	2.500	=	6.88	SERVICES	=	6.88
S9	1	X	4.000	X	0.700	=	2.80	SERVICES	=	2.80
S10	1	X	2.000	X	0.792	=	1.58	SERVICES	=	1.58
S11	1	X	0.450	X	0.850	=	0.38	SERVICES	=	0.38
					TOTAL	=	**2465.78**	TOTAL	=	**163.65**
TOTAL FLOOR FAR = TOTAL AREA (-) LESS AREA										
			4636.91	-	2465.78	=	**2171.13**			

A 9 TYPICAL FLOOR AREA DETAIL (1st To 11th)

								15% PRESCRIBED FAR		
TOTAL AREA			108.016	X	42.928	=	4636.91			
LESS AREA:-										
1	31	X	5.300	X	0.550	=	90.37			
2	0.5	X	19.382	X	19.395	=	187.96			
3	1	X	23.957	X	2.788	=	66.79			
4	1	X	18.423	X	1.000	=	18.42			
5	1	X	6.230	X	1.158	=	7.21			
6	1	X	11.250	X	0.850	=	9.56			
7	1	X	2.073	X	2.188	=	4.54			
8	1	X	0.725	X	1.542	=	1.12			
8a	1	X	2.200	X	0.550	=	1.21			
9	1	X	19.464	X	21.934	=	426.92			
10	1	X	29.467	X	1.000	=	29.47			
11	1	X	75.445	X	1.000	=	75.45			
12	1	X	28.216	X	9.944	=	280.58			
13	0.5	X	12.454	X	12.446	=	77.50			
14	1	X	4.900	X	1.800	=	8.82			
15	1	X	0.700	X	0.800	=	0.56			
16	0.5	X	17.748	X	17.749	=	157.50			
17	1	X	21.622	X	2.789	=	60.30			
18	1	X	16.208	X	1.000	=	16.21			
19	1	X	6.298	X	1.150	=	7.24			
20	1	X	18.942	X	21.928	=	415.36			
21	1	X	61.909	X	1.000	=	61.91			
22	1	X	25.373	X	1.000	=	25.37			
23	1	X	3.058	X	3.488	=	10.67			
24	0.5	X	3.492	X	3.488	=	6.09			
25	1	X	18.596	X	10.010	=	186.15			
26	1	X	11.258	X	1.025	=	11.54			
27	1	X	8.489	X	1.820	=	15.45			
28	1	X	33.300	X	1.000	=	33.30			
29	1	X	3.300	X	5.970	=	19.70	FIRE STAIRCASE	=	19.70
30	1	X	3.140	X	1.800	=	5.65	LIFT	=	5.65
31	1	X	2.630	X	1.800	=	4.73	LIFT LOBBY	=	4.73
32	1	X	6.700	X	3.300	=	22.11	FIRE STAIRCASE	=	22.11
33	4	X	2.290	X	2.475	=	22.67	LIFT	=	22.67
34a	1	X	9.760	X	2.472	=	24.13	LIFT LOBBY-a	=	24.13
34b	1	X	5.900		1.148		6.77	LIFT LOBBY-b		6.77
35	1	X	5.900	X	1.452	=	8.57	CUT-OUT		
36	1	X	2.275	X	2.190	=	4.98	LIFT	=	4.98
37	1	X	2.950	X	2.190	=	6.46	LIFT LOBBY	=	6.46
38	1	X	3.300	X	5.970	=	19.70	FIRE STAIRCASE	=	19.70
S	20	X	0.450	X	0.500	=	4.50	SERVICES	=	4.50
S1	21	X	0.700	X	0.500	=	7.35	SERVICES	=	7.35
S2	30	X	0.700	X	0.600	=	12.60	SERVICES	=	12.60
S3	1	X	1.065	X	0.600	=	0.64	SERVICES	=	0.64
S4	1	X	4.284	X	1.000	=	4.28	SERVICES	=	4.28
S5	1	X	2.500	X	1.750	=	4.38	SERVICES	=	4.38
S6	1	X	2.750	X	2.600	=	7.15	SERVICES	=	7.15
S7	1	X	3.000	X	2.500	=	7.50	SERVICES	=	7.50
S8	1	X	2.750	X	2.500	=	6.88	SERVICES	=	6.88
S9	1	X	4.000	X	0.700	=	2.80	SERVICES	=	2.80
S10	1	X	2.000	X	0.792	=	1.58	SERVICES	=	1.58
S11	1	X	0.450	X	0.850	=	0.38	SERVICES	=	0.38
					TOTAL	=	**2499.09**	**TOTAL**	=	**196.95**
TOTAL FLOOR FAR = TOTAL AREA (-) LESS AREA										
			4636.91	-	2499.09	=	**2137.83**			

A 10 TWELTH FLOOR AREA DETAIL

								15% PRESCRIBED FAR		
TOTAL AREA			108.016	X	42.928	=	4636.91			
LESS AREA:-										
1	31	X	5.300	X	0.550	=	90.37			
2	0.5	X	19.382	X	19.395	=	187.96			
3	1	X	23.957	X	2.788	=	66.79			
4	1	X	18.423	X	1.000	=	18.42			
5	1	X	6.230	X	1.158	=	7.21			
6	1	X	11.250	X	0.850	=	9.56			
7	1	X	2.073	X	2.188	=	4.54			
8	1	X	0.725	X	1.542	=	1.12			
8a	1	X	2.200	X	0.550	=	1.21			
9	1	X	19.464	X	21.934	=	426.92			
10	1	X	29.467	X	1.000	=	29.47			
11	1	X	75.445	X	1.000	=	75.45			
12	1	X	28.216	X	9.944	=	280.58			
13	0.5	X	12.454	X	12.446	=	77.50			
14	1	X	4.900	X	1.800	=	8.82			
15	1	X	0.700	X	0.800	=	0.56			
16	0.5	X	17.748	X	17.749	=	157.50			
17	1	X	21.622	X	2.789	=	60.30			
18	1	X	16.208	X	1.000	=	16.21			
19	1	X	6.298	X	1.150	=	7.24			
20	1	X	18.942	X	21.928	=	415.36			
21	1	X	61.909	X	1.000	=	61.91			
22	1	X	25.373	X	1.000	=	25.37			
23	1	X	3.058	X	3.488	=	10.67			
24	0.5	X	3.492	X	3.488	=	6.09			
25	1	X	18.596	X	10.010	=	186.15			
26	1	X	11.258	X	1.025	=	11.54			
27	1	X	8.489	X	1.820	=	15.45			
28	1	X	33.300	X	1.000	=	33.30			
29	1	X	3.300	X	5.970	=	19.70	FIRE STAIRCASE	=	19.70
30	1	X	3.140	X	1.800	=	5.65	LIFT	=	5.65
31	1	X	2.630	X	1.800	=	4.73	LIFT LOBBY	=	4.73
32	1	X	6.700	X	3.300	=	22.11	FIRE STAIRCASE	=	22.11
33	4	X	2.290	X	2.475	=	22.67	LIFT	=	22.67
34a	1	X	9.760	X	2.472	=	24.13	LIFT LOBBY-a	=	24.13
34b	1	X	5.900	X	1.148	=	6.77	LIFT LOBBY-b		6.77
35	1	X	5.900	X	1.452	=	8.57	CUT-OUT		
36	1	X	2.275	X	2.190	=	4.98	LIFT	=	4.98
37	1	X	2.950	X	2.190	=	6.46	LIFT LOBBY	=	6.46
38	1	X	3.300	X	5.970	=	19.70	FIRE STAIRCASE	=	19.70
S	20	X	0.450	X	0.500	=	4.50	SERVICES	=	4.50
S1	21	X	0.700	X	0.500	=	7.35	SERVICES	=	7.35
S2	27	X	0.700	X	0.600	=	11.34	SERVICES	=	11.34
S3	1	X	1.065	X	0.600	=	0.64	SERVICES	=	0.64
S4	1	X	4.284	X	1.000	=	4.28	SERVICES	=	4.28
S5	1	X	2.500	X	1.750	=	4.38	SERVICES	=	4.38
S6	1	X	2.750	X	2.600	=	7.15	SERVICES	=	7.15
S7	1	X	3.000	X	2.500	=	7.50	SERVICES	=	7.50
S8	1	X	2.750	X	2.500	=	6.88	SERVICES	=	6.88
S9	1	X	4.000	X	0.700	=	2.80	SERVICES	=	2.80
S10	1	X	2.000	X	0.792	=	1.58	SERVICES	=	1.58
S11	1	X	0.450	X	0.850	=	0.38	SERVICES	=	0.38
					TOTAL	=	**2497.83**	TOTAL	=	**195.69**
TOTAL FLOOR FAR = TOTAL AREA (-) LESS AREA										
			4636.91	-	2497.83	=	**2139.09**			

A11 TWELTH-A FLOOR AREA DETAIL

								15% PRESCRIBED FAR		
TOTAL AREA			108.016	X	42.928	=	4636.91			
LESS AREA:-										
1	31	X	5.300	X	0.550	=	90.37			
2	0.5	X	19.382	X	19.395	=	187.96			
3	1	X	23.957	X	2.788	=	66.79			
4	1	X	18.423	X	1.000	=	18.42			
5	1	X	6.230	X	1.158	=	7.21			
6	1	X	11.250	X	0.850	=	9.56			
7	1	X	2.073	X	2.188	=	4.54			
8	1	X	0.725	X	1.542	=	1.12			
8a	1	X	2.200	X	0.550	=	1.21			
9	1	X	19.464	X	21.934	=	426.92			
10	1	X	29.467	X	1.000	=	29.47			
11	1	X	75.445	X	1.000	=	75.45			
12	1	X	28.216	X	9.944	=	280.58			
13	0.5	X	12.454	X	12.446	=	77.50			
14	1	X	4.900	X	1.800	=	8.82			
15	1	X	0.700	X	0.800	=	0.56			
16	0.5	X	17.748	X	17.749	=	157.50			
17	1	X	21.622	X	2.789	=	60.30			
18	1	X	16.208	X	1.000	=	16.21			
19	1	X	6.298	X	1.150	=	7.24			
20	1	X	18.942	X	21.928	=	415.36			
21	1	X	61.909	X	1.000	=	61.91			
22	1	X	25.373	X	1.000	=	25.37			
23	1	X	3.058	X	3.488	=	10.67			
24	0.5	X	3.492	X	3.488	=	6.09			
25	1	X	18.596	X	10.010	=	186.15			
26	1	X	11.258	X	1.025	=	11.54			
27	1	X	8.489	X	1.820	=	15.45			
28	1	X	33.300	X	1.000	=	33.30			
29	1	X	3.300	X	5.970	=	19.70	FIRE STAIRCASE	=	19.70
30	1	X	3.140	X	1.800	=	5.65	LIFT	=	5.65
31	1	X	2.630	X	1.800	=	4.73	LIFT LOBBY	=	4.73
32	1	X	6.700	X	3.300	=	22.11	FIRE STAIRCASE	=	22.11
33	4	X	2.290	X	2.475	=	22.67	LIFT	=	22.67
34a	1	X	9.760	X	2.472	=	24.13	LIFT LOBBY-a	=	24.13
34b	1	X	5.900	X	1.148	=	6.77	LIFT LOBBY-b		6.77
35	1	X	5.900	X	2.500	=	14.75	CUT-OUT		
36	1	X	2.275	X	2.190	=	4.98	LIFT	=	4.98
37	1	X	2.950	X	2.190	=	6.46	LIFT LOBBY	=	6.46
38	1	X	3.300	X	5.970	=	19.70	FIRE STAIRCASE	=	19.70
39	1	X	14.000	X	6.000	=	84.00			
S	20	X	0.450	X	0.500	=	4.50	SERVICES	=	4.50
S1	21	X	0.700	X	0.500	=	7.35	SERVICES	=	7.35
S2	30	X	0.700	X	0.600	=	12.60	SERVICES	=	12.60
S3	1	X	1.065	X	0.600	=	0.64	SERVICES	=	0.64
S4	1	X	4.284	X	1.000	=	4.28	SERVICES	=	4.28
S5	1	X	2.500	X	1.750	=	4.38	SERVICES	=	4.38
S6	1	X	2.750	X	2.600	=	7.15	SERVICES	=	7.15
S7	1	X	3.000	X	2.500	=	7.50	SERVICES	=	7.50
S8	1	X	2.750	X	2.500	=	6.88	SERVICES	=	6.88
S10	1	X	2.000	X	0.792	=	1.58	SERVICES	=	1.58
S11	1	X	0.450	X	0.850	=	0.38	SERVICES	=	0.38
					TOTAL	=	**2586.47**	TOTAL	=	**194.15**
TOTAL FLOOR FAR = TOTAL AREA (-) LESS AREA										
			4636.91	-	2586.47	=	**2050.44**			

A 12 LANDSCAPE AREA

12.1	OPEN AREA						
	OPEN AREA = PLOT AREA (-) GROUND COVERAGE						
		=	27040.00	-	12295.30	=	**14744.70**
12.2	REQUIRED LANDSCAPE AREA = **50 % OF OPEN AREA**						
	=	14744.70	X	50	/ 100.00	=	7372.35
12.3	**PROVIDED LANDSCAPE AREA**					=	**7397.35**
12.4	**TREE REQUIRED** (OPEN AREA / 100)			=	14744.70 /		100
I	**NOS. OF TREE**					=	**147**
II	**TOTAL PROPOSED NUMBER OF TREE**					=	**160**

12.5	**A- PROPOSED EVERGREEN TREE**			
	BOTANICAL NAME	**COMMON NAME**		**NO.OF TREE**
a)	Alstonia Scholaris	Scholar tree	=	12 Nos.
b)	Polyalthia Longifolia	Ashok tree	=	55 Nos.
c)	Mimusops Elengi	Maulsari	=	13 Nos.
	SUB TOTAL(A)		=	80 Nos.
12.6	**B-PROPOSED DECIDUOUS TREE**			
a)	Delonix Regia	Gulmohar	=	31 Nos.
b)	Chorisia Speciosa	Chorisia	=	24 Nos.
c)	Bombax Malbaricum	Semal	=	12 Nos.
d)	Pluneria Alba	Champa	=	13 Nos.
	SUB TOTAL (B)		=	80 Nos.
	GRAND TOTAL (A + B)		=	**160** Nos.

A 13 PARKING DETAILS

	REQUIRED CAR PARKING = TOTAL FAR / 50				
		118768.49 /	**50**	=	**2375**
A	**PROPOSED BASEMENT-1, PARKING DETAIL:-**				
a	TOTAL BASEMENT AREA			=	3173.91
b	AREA UNDER - RAMP,LIFT, LOBBY & STAIRCASE			=	446.93
c	TOTAL BASEMENT AREA FOR CAR PARKING (a - b)			=	2726.98
	PROPOSED BASEMENTS PARKING - @30 Sqmt per ECS				
		2726.98 /	30	=	**91**
B	**PROPOSED PODIUM-1 PARKING DETAIL:-**				
a	TOTAL PODIUM AREA			=	3173.91
b	AREA UNDER - RAMP,LIFT, LOBBY & STAIRCASE			=	514.31
	TOTAL PODIUM AREA FOR CAR PARKING (a - b)			=	2659.59
	PROPOSED BASEMENTS PARKING - @30 Sqmt per ECS				
		2659.59 /	30	=	**89**
C	**PROPOSED FIRST PODIUM -2, PARKING DETAIL:-**				
a	TOTAL FIRST PODIUM AREA			=	2409.21
b	AREA UNDER - RAMP,LIFT, LOBBY & STAIRCASE			=	677.58
	TOTAL PODIUM AREA FOR CAR PARKING (a - b)			=	1731.63
	PROPOSED BASEMENTS PARKING - @30 Sqmt per ECS				
		1731.63 /	30	=	**58**
D	**PROPOSED SECOND PODIUM -3, PARKING DETAIL:-**				
a	TOTAL SECOND PODIUM AREA			=	4169.32
b	AREA UNDER - LIFT, LOBBY & STAIRCASE			=	823.69
	TOTAL PODIUM AREA FOR CAR PARKING (a - b)			=	3345.63
	PROPOSED BASEMENTS PARKING - @30 Sqmt per ECS				
		3345.63 /	30	=	**112**
D	**PROPOSED OPEN PARKING DETAIL:-**				
	TOTAL OPEN PARKING AREA			=	100.00
	PROPOSED BASEMENTS PARKING - @ 20 Sqmt per ECS				
		100.00 /	20	=	**5**
TOTAL PARKING FOR SERVICE APARTMENT					
I	NO. OF CARS IN BASEMENT			=	91
II	NO. OF CARS IN PODIUM			=	89
III	NO. OF CARS IN FIRST PODIUM			=	58
IV	NO. OF CARS IN SECOND PODIUM			=	112
V	NO. OF CARS IN OPEN			=	5
		TOTAL PARKING		=	**355**

A 14 15% PRES. AREA RAMP LIFT LOBBY & STAIRCASE AREA DETAIL

1	MUMTY-1	6.230	X	3.530	=	21.99
2	MUMTY-2	7.030	X	3.530	=	24.82
3	MUMTY-3	5.030	X	2.790	=	14.03
4	MUMTY-4	3.830	X	6.330	=	24.24
5	MUMTY-5	3.760	X	6.200	=	23.31
6	WATER TANK-1	6.230	X	3.530	=	21.99
7	WATER TANK-2	7.030	X	3.530	=	24.82
8	WATER TANK-3	5.030	X	2.790	=	14.03
9	MACHINE ROOM-1	6.230	X	2.400	=	14.95
10	MACHINE ROOM-2	9.960	X	5.605	=	55.83
11	MACHINE ROOM-3	6.300	X	3.500	=	22.05
				TOTAL	=	**262.07**

CLIENT : -
GAURSONS REALTECH PRIVATE LIMITED
GAUR BIZ PARK PLOT NO.-1, ABHAY KHAND - II,
INDIRAPURAM, GHAZIABAD

PROJECT : -
PROJECT MASTER PLAN COMMERCIAL AT PLOT NO.- MPC-01, GAUR YAMUNA CITY, (POCKET-3),MIRZAPUR SITE (LFD-3), SECTOR-19, YEIDA, GREATER NOIDA, U.P

🟩 SUBMISSION DRAWING

SCALE : - 1 : 200

TITLE : - **AREA CHART - 1**

OWNER'S SIGN	ARCHITECT SIGN
For Gaursons Realtech Pvt. Ltd. Authorised Signatory	AR. ATEESH AGARWAL B.ARCH, DIP. PRGT, MGMT (LONDON) F.I.I.V-CAT/I-A-1879 M.C.A.-2003/31212
AREA CHART - 1	DRG. NO :- SD-1A

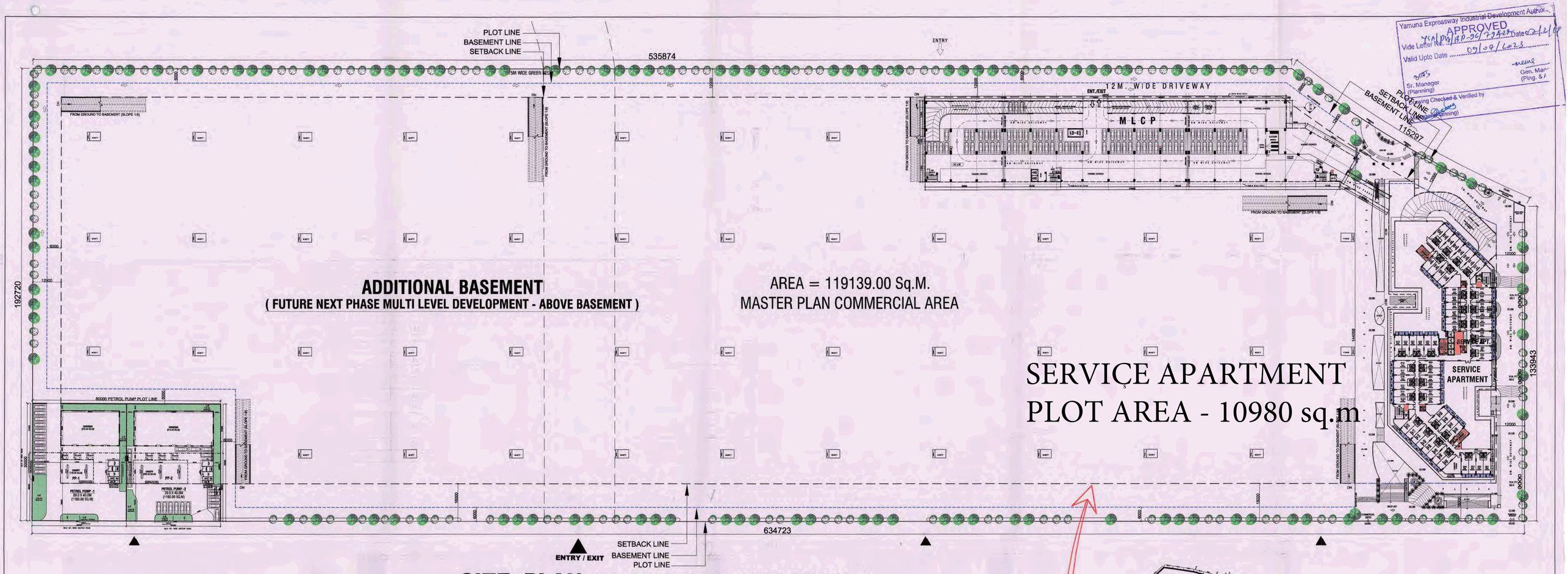

Yamuna Expressway Industrial Development Author...
APPROVED
Vide Letter No. PA/18P-26/73423 Date 02/12/19
Valid Upto Date 09/09/2023
Sr. Manager (Planning)
Gen. Man (Plng. &)
Drawing Checked & Verified by (Manager Planning)

SITE PLAN (MASTER PLAN COMMERCIAL)

1	MASTER PLAN COMMERCIAL AREA DETAILS :-	=	119139.00
2	TOTAL PERMISSIBLE FAR	=	402063.66
3	PERMISSIBLE GROUND COVERAGE @ 40% (5% Additional Ground Coverage for Multi Level Parking Plots Bigger Then 10000.00 Sq.Mt. Area)	=	47655.60

SUMMERY DETAIL AREA :-			Sq.M.	
1	*PROPOSED TOTAL F.A.R.*	=	118768.49	29.540%
2	*PROPOSED TOTAL 15% OF PRESCRIBED FAR*	=	6455.08	1.61%
3	*PROPOSED TOTAL GROUND COVERAGE*	=	12295.30	10.32%
4	*PROPOSED NON FAR AREA*	=	97464.03	Sq.M.
6	*PROPOSED PARKING Nos.*	=	2942	Ecs.

PROPOSED AREA DETAILS		
S.No.	DESCRIPTION	PLOT AREA
1	SERVICE APATMENT	10980.00
2	MLCP PARKING	12060.00
3	PETROL PUMP	4000.00
5	*SUB TOTAL AREA*	*27040.00*
6	BALANCE MASTER PLAN COMMERCIAL	92099.00
7	TOTAL MASTER PLAN COMMERCIAL AREA	119139.00

	DESCRIPTION	GR. COVERAGE	*FAR AREA*	*15% Pres. AREA*	*NON FAR AREA*	*PARKING (Ecs)*
A	SERVICE APATMENT	4943.73	38996.13	4086.84	10848.82	355
B	MLCP PARKING	5934.57	0.00	1365.08	77130.20	2587
C	PETROL PUMP	1417.00	1417.00	-	-	-
D	Additional BASEMENT FAR AREA		78355.36	1003.17	9485.00	
	TOTAL AREA =	12295.30	118768.49	6455.08	97464.03	2942

TOTAL BUILTUP AREA :-	=	222687.60	Sq.Mt.

* RAMP SIZE AND LOCATION ARE INDICATIVE

GUARD ROOM AREA DETAIL							Sq.Mt.
S.No	Nos.		L		W		Total
1	3	X	3.00	X	3.333	=	30.00
TOTAL AREA						=	30.00

LAYOUT PLAN (Pocket - 3)

KEY PLAN

DEVENDRA BHANDARI
FELLOW MEMBER
ITPI (1989 - 98)

CLIENT : -
GAURSONS REALTECH PRIVATE LIMITED
GAUR BIZ PARK PLOT NO.-I, ABHAY KHAND - II,
INDIRAPURAM, GHAZIABAD

PROJECT : -
PROJECT MASTER PLAN COMMERCIAL AT PLOT NO.- MPC-01, GAUR YAMUNA CITY, (POCKET-3), MIRZAPUR SITE (LFD-3), SECTOR-19, YEIDA, GREATER NOIDA, U.P.

SUBMISSION DRAWING

SCALE : - 1 : 750

TITLE : - **MASTER PLAN COMMERCIAL LAYOUT & AREA DETAILS**

ARCHITECT SIGN

AR. ATEEB ALI PITAL
B.ARCH.,DIPLOMA,MANITOBA (CAN)
E.I.L.V-CAT/I-A-1979
M.C.A.-2003/31210

OWNER'S SIGN

For Gaursons Realtech Pvt. Ltd.
Authorised Signatory

M. Plan Commercial

DRG. NO. : - SD-02

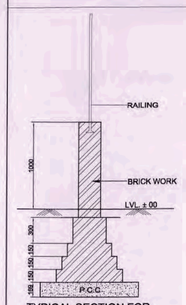

TYPICAL SECTION FOR BOUNDARY WALL

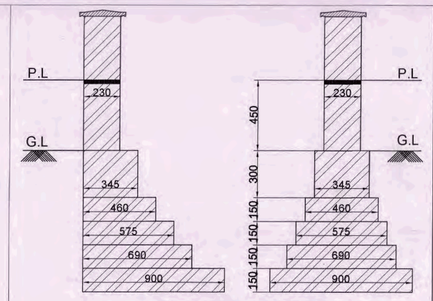

TOE WALL DETAIL

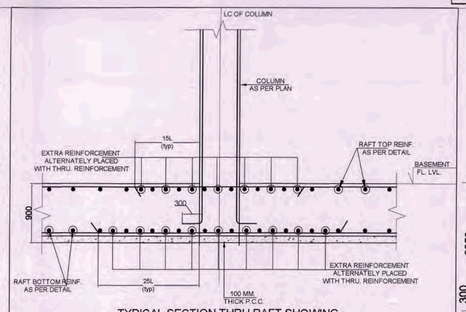

TYPICAL SECTION THRU RAFT SHOWING EXTRA REINFORCEMENT ARRANGEMENT

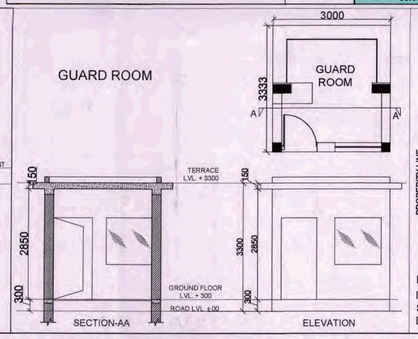

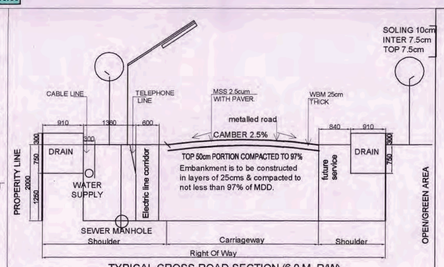

TYPICAL CROSS ROAD SECTION (6.0 M. R/W)

NOTE
IF THE H.T./L.T. LINE IS TO BE TAKEN ACROSS THE ROAD.THE PIPES FOR SAME SHALL BE LAID BELOW THE ROAD FOR WHICH THE SPACING / DIAMETER OF PIPE SHALL BE INTIMATED BY S.M.(ELECT.)

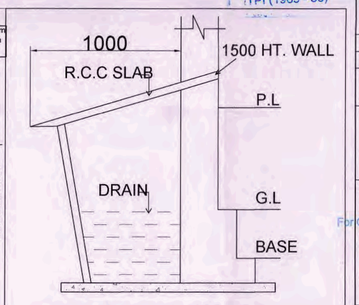

DETAIL OF CULVERT

Yamuna Expressway Industrial Development Authority
APPROVED
Vide Letter No. PA/2-34/2023 Date 27/2/24
Valid Upto Date 29/02/2024
Sr. Manager (Planning)
Drawing Checked & Verified by
Manager (Planning)
Dy. Manager (Arch.)

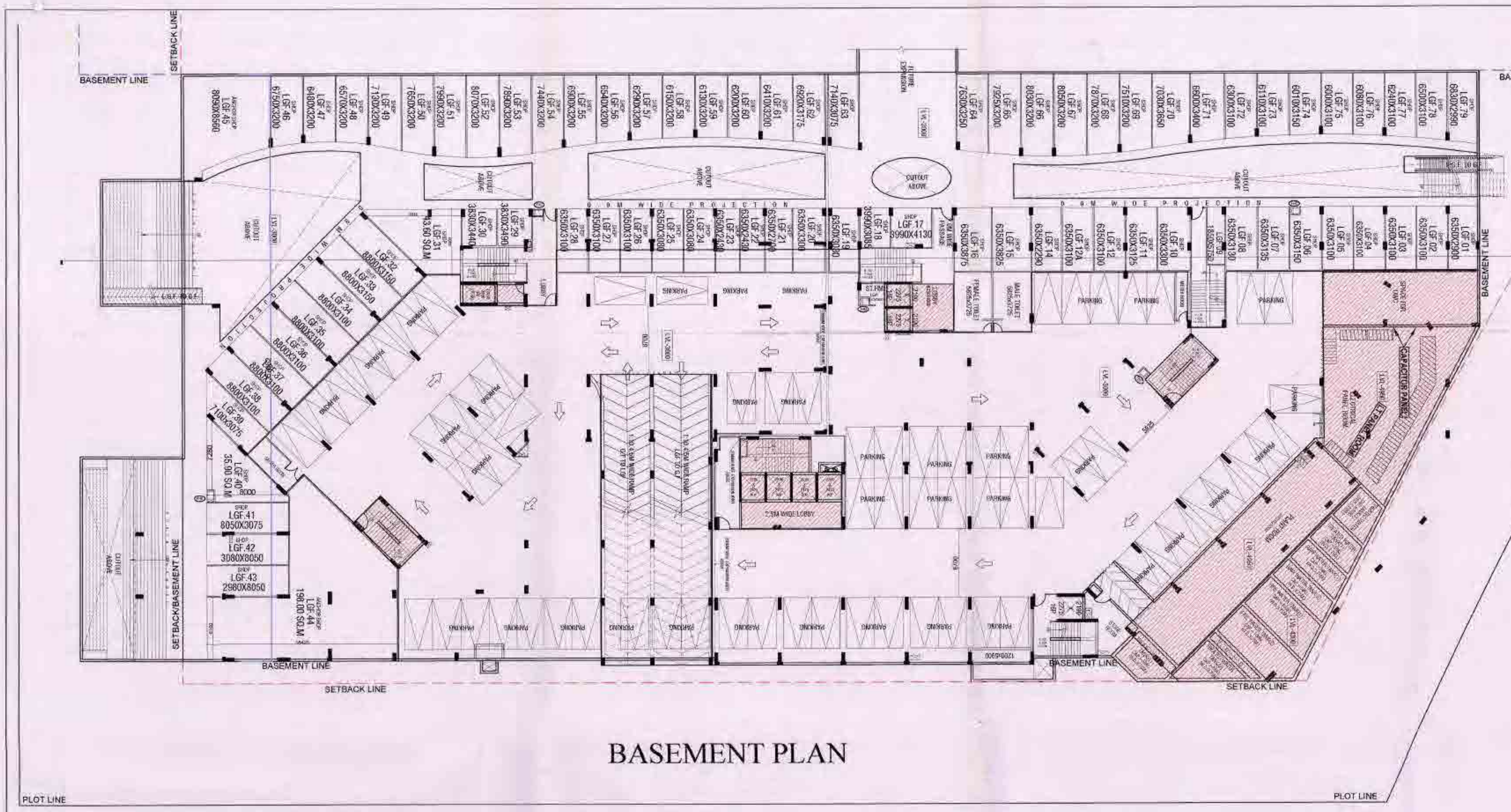

BASEMENT PLAN

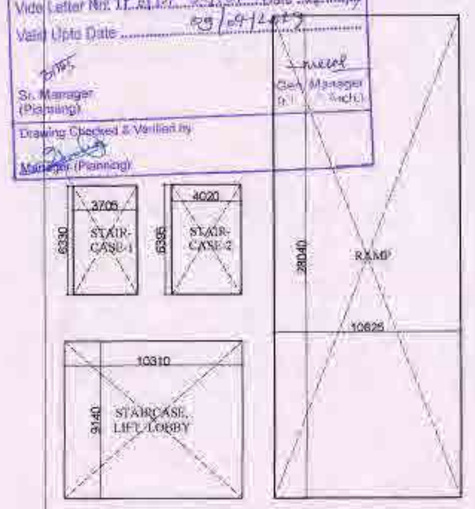

BASEMENT PARKING RAMP,LIFT, LOBBY & STAIRCASE AREA

A & B	BASEMENT FLOOR AREA DETAIL							15% PRESCRIBED FAR		
	TOTAL P-Line Area					=	7114.99			
A - ADD CUTOUT AREA :-										
C1	1	X	198.960	X	1.000	=	198.96			
C2	1	X	35.730	X	1.000	=	35.73			
C3	1	X	114.370	X	1.000	=	114.37			
C4	1	X	24.590	X	1.000	=	24.59			
C5	1	X	191.940	X	1.000	=	191.94			
	TOTAL CUTOUT AREA					=	565.59			
B - ADD FAR AREA :-										
B1	1	X	9.360	X	12.050	=	112.78			
B2	1	X	15.385	X	7.477	=	115.03			
B3	1	X	10.776	X	9.015	=	97.15			
B4	1	X	6.187	X	9.329	=	57.53			
B5	1	X	5.189	X	5.287	=	27.43			
B6	1	X	9.582	X	34.808	=	333.53			
B7	1	X	4.175	X	37.988	=	158.60			
B8	1	X	27.788	X	5.925	=	164.64			
B9	1	X	2.535	X	4.880	=	12.37			
B10	1	X	10.825	X	28.038	=	303.51			
B10a	1	X	21.190	X	32.563	=	690.01			
B11	1	X	15.469	X	5.925	=	91.65			
B12	1	X	15.362	X	31.963	=	491.02			
B13	1	X	3.498	X	32.388	=	113.29			
B14	1	X	24.875	X	5.500	=	136.81			
B15	1	X	16.901	X	32.388	=	547.37			
B16	1	X	8.864	X	2.338	=	20.72			
B17	1	X	8.311	X	2.338	=	19.43			
	SUB TOTAL NON AREA					=	3492.89			
TOTAL FAR AREA = FAR AREA - (B - C - D)										
3492.895		-	38.695	-	117.400	=	3336.80			
C - ADD 15% PRESCRIBED AREA (Commercial)										
Lift-1	1	X	3.140	X	1.800	=	5.65	Lift-1	=	5.65
Lift Lobby -1		X	2.630	X	1.800	=	4.73	Lift Lobby -1	=	4.73
Lift-2	1	X	2.275	X	2.190	=	4.98	Lift-2	=	4.98
Lift-3	1	X	2.275	X	2.190	=	4.98	Lift-3	=	4.98
Lift lobby -2		X	4.000	X	4.586	=	18.34	Lift lobby -2	=	18.34
	SUB TOTAL 15% PRES. AREA					=	38.69		=	
D - ADD 15% PRESCRIBED AREA (Parking - Non Far Area)									=	
Fire Stair-1		X	6.330	X	3.705	=	23.45	Fire Stair-1	=	23.45
Fire Stair-2		X	6.700	X	3.300	=	22.11	Fire Stair-2	=	22.11
Fire Stair-3		X	6.400	X	3.763	=	24.08	Fire Stair-3	=	24.08
Lift	4	X	2.290	X	2.475	=	22.67	Lift	=	22.67
Lift Lobby		X	9.760	X	2.570	=	25.08	Lift Lobby	=	25.08
	SUB TOTAL 15% PRES. AREA					=	117.40	Total 15% Pres.		156.09
TOTAL 15% Prescribed Area = C + D						=	156.09			
E- SERVICES AREA (Pump Room, Elect.Pannel Room & OWC)						=	591.87	(P-Line Area)		
F- TOTAL NON FAR AREA = TOTAL AREA - A - B - C - D										
7114.99	-	565.59	-	3336.80	-	38.69	-	117.40	=	3173.91

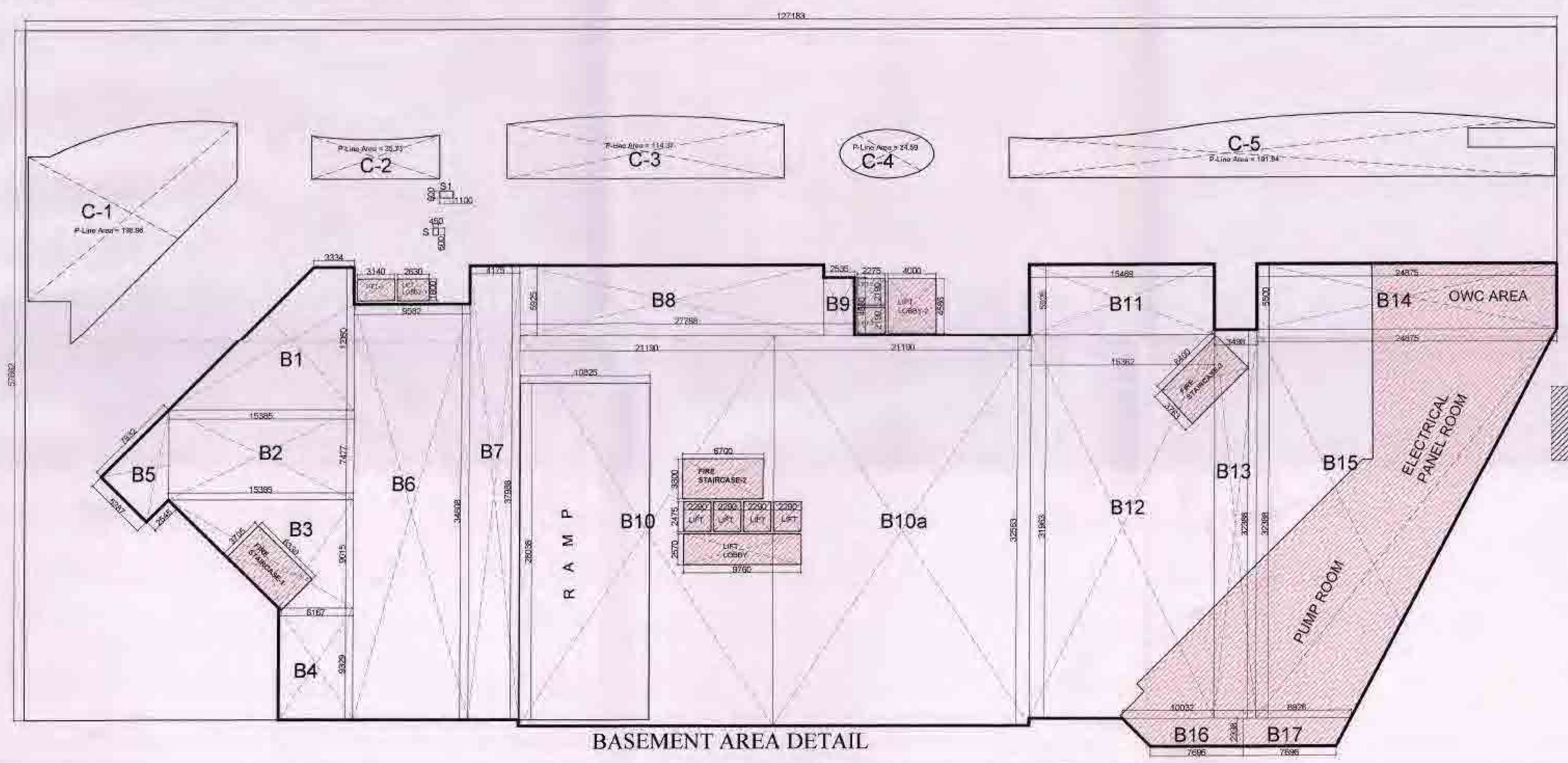

BASEMENT AREA DETAIL

LEGEND

- NON FAR PARKING AREA
- 15% PRESCRIBED F.A.R AREA

S.NO.	LEGEND	WIDTH	LINTEL	SILL	HEIGHT
1.	D	700	2250	---	2250
2.	D1	750	2250	---	2250
2.	D2	1000	2250	---	2250
3.	D3	750	2250	---	2250
4.	DW1	1610/AS SITE	2250	---	2250
5	D4	900	2250	---	2250
6	D5	700	2250	150	2100

KEY PLAN -
(CONNECTING PASSAGE MLCP TO SERVICE APARTMENT

CLIENT :-
GAURSONS REALTECH PRIVATE LIMITED
GAUR BIZ PARK PLOT NO.-1, ABHAY KHAND - II,
INDIRAPURAM, GHAZIABAD

PROJECT :-
PROJECT MASTER PLAN COMMERCIAL AT PLOT NO.- MPC-01, GAUR YAMUNA CITY, (POCKET-3),MIRZAPUR SITE (LFD-3), SECTOR-19, YEIDA, GREATER NOIDA, U.P

SUBMISSION DRAWING

SCALE :- 1 : 200

TITLE :- SERVICE APARTMENT
BASEMENT PLAN & AREA DETAIL

OWNER'S SIGN | ARCHITECT SIGN

SERVICE APARTMENT BASEMENT PLAN

DRG. NO :- SD-04

Yamuna Expressway Industrial Development Authority
APPROVED
Vide Letter No. ..... Date .....
Valid Upto Date 07/04/2013
Sr. Manager (Planning) | Gen. Manager (Plng. & Arch.)
Drawing Checked & Verified by
Manager (Planning)

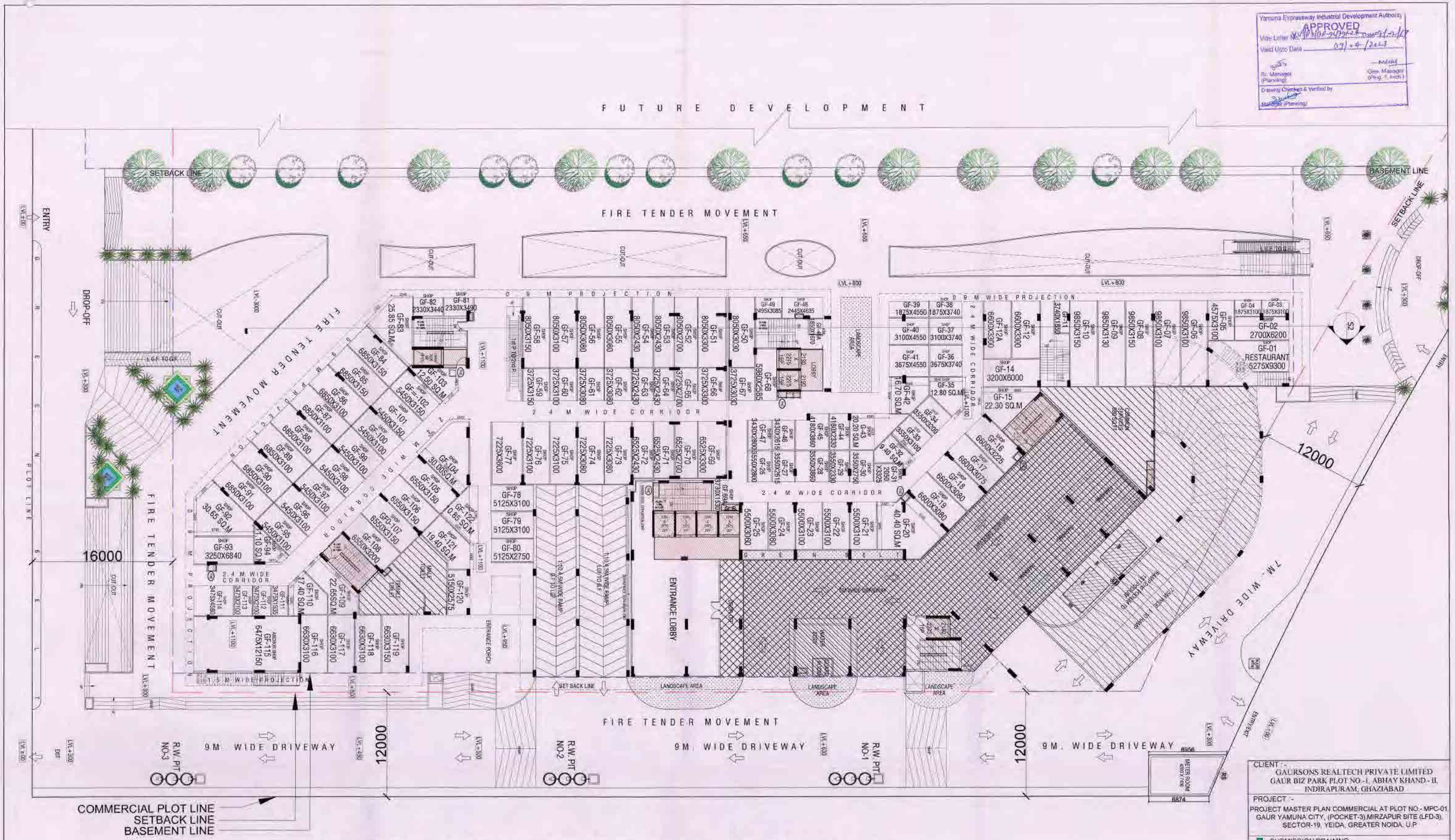

S.NO.	LEGEND	WIDTH	LINTEL	SILL	HEIGHT
1.	D	700	2250	---	2250
2.	D1	750	2250	---	2250
2.	D2	1000	2250	---	2250
3.	D3	750	2250	---	2250
4.	DW1	1610/AS SITE	2250	---	2250
5	D4	900	2250	---	2250
6	D5	700	2250	150	2100

1st PODIUM FLOOR PLAN

CLIENT :-
GAURSONS REALTECH PRIVATE LIMITED
GAUR BIZ PARK PLOT NO.-I, ABHAY KHAND.- II,
INDIRAPURAM, GHAZIABAD

PROJECT :-
PROJECT MASTER PLAN COMMERCIAL AT PLOT NO.- MPC-01, GAUR YAMUNA CITY, (POCKET-3),MIRZAPUR SITE (LFD-3), SECTOR-19, YEIDA, GREATER NOIDA, U.P

SUBMISSION DRAWING

SCALE :- 1 : 200

TITLE :- **1ST PODIUM FLOOR PLAN**
FLOOR PLAN

OWNER'S SIGN: For Gaursons Realtech Pvt. Ltd.

ARCHITECT SIGN: AR. ATISH LAKHANPAL

1ST PODIUM FLOOR PLAN
FLOOR PLAN

DRG. NO :- SD-05A

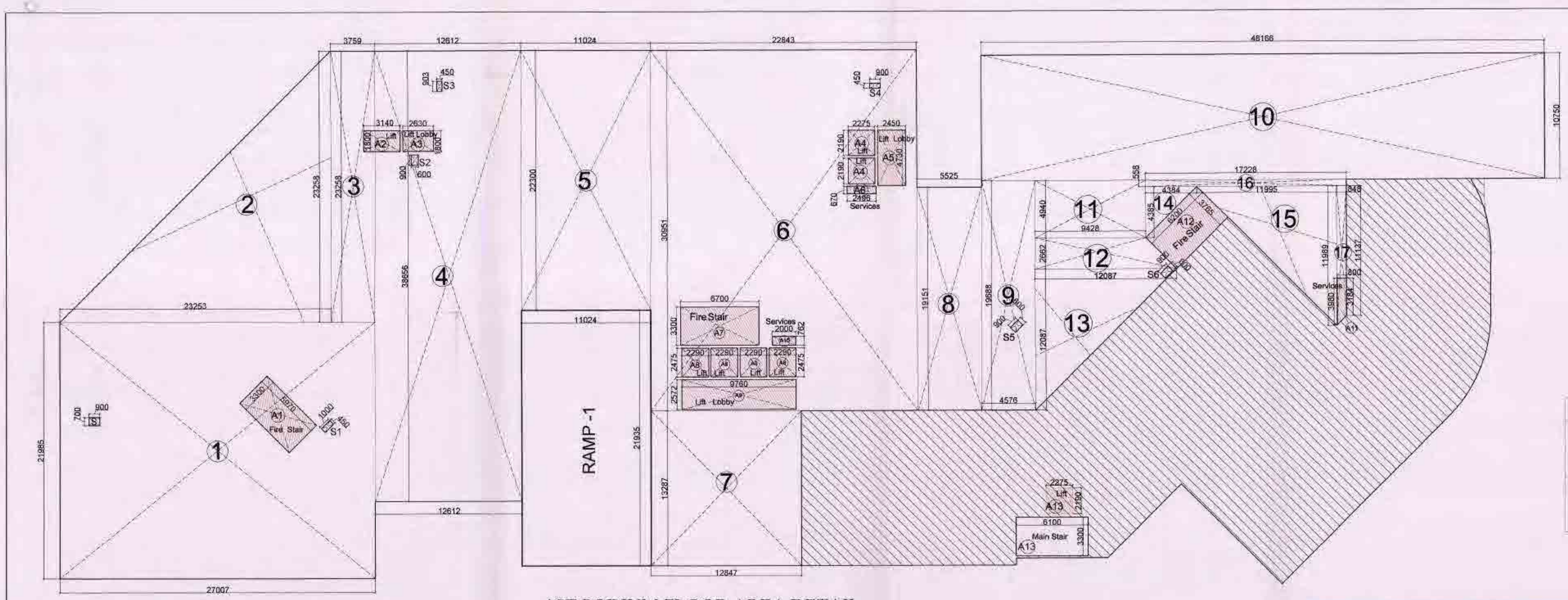

Yamuna Expressway Industrial Development Authority
APPROVED
Vide Letter No. 2018/09/73+74 Date 07/12/17
Valid Upto Date 09/12/2023
Sr. Manager (Planning)
Gen. Manager (Plng. & Arch.)
Drawing Checked & Verified by
Manager (Planning)

1ST PODIUM FLOOR AREA DETAIL

A.5	1ST PODIUM AREA DETAIL (P-1)								15% PRESCRIBED FAR		
P-Line AREA (Total Plate Area)						=	4642.06				
ADD FAR AREA :-											
1	1	X	27.007	X	21.985	=	593.75				
2	0.5	X	23.253	X	23.258	=	270.41				
3	1	X	3.759	X	23.258	=	87.43				
4	1	X	12.612	X	38.656	=	487.53				
5	1	X	11.024	X	22.300	=	245.84				
6	1	X	22.843	X	30.951	=	707.01				
7	1	X	12.847	X	13.287	=	170.70				
8	1	X	5.525	X	19.151	=	105.81				
9	1	X	4.576	X	19.688	=	90.09				
10	1	X	48.166	X	10.750	=	517.78				
11	1	X	9.428	X	4.940	=	46.57				
12	1	X	10.758	x	2.662	=	28.64				
13	0.5	X	12.087	X	12.087	=	73.05				
14	0.5	X	4.384	X	4.385	=	9.61				
15	0.5	X	11.995	X	11.989	=	71.90				
16	1	X	17.228	X	0.558	=	9.61				
17	1	X	11.563	x	0.848	=	9.81				
SUB TOTAL FAR AREA						=	3525.54				
TOTAL FAR Area = FAR Area - (15% Pres. Area + Cutout)+ Main Staircase											
ADD MAIN STAIRCASE			6.10	x	3.30	=	20.13				
3525.54	-	159.42	+	20.13		=	3386.25				
15% PRESCRIBED AREA :-											
A1	1	X	5.970	X	3.300	=	19.70	FIRE STAIRCASE	=	19.70	
A2	1	X	3.140	X	1.800	=	5.65	LIFT	=	5.65	
A3	1	X	2.630	X	1.800	=	4.73	LIFT LOBBY	=	4.73	
A4	2	X	2.275	X	2.190	=	9.96	LIFT	=	9.96	
A5	1	X	2.450	X	4.730	=	11.59	LIFT LOBBY	=	11.59	
A6	1	X	2.496	X	0.670	=	1.67	SERVICES	=	1.67	
A7	1	X	6.700	X	3.300	=	22.11	FIRE STAIRCASE	=	22.11	
A8	4	X	2.290	X	2.475	=	22.67	LIFT	=	22.67	
A9	1	X	9.760	X	2.572	=	25.10	LIFT LOBBY	=	25.10	
A10	1	X	2.000	X	0.762	=	1.52	SERVICES	=	1.52	
A11	1	X	3.582	x	0.800	=	2.87	SERVICES	=	2.87	
A12	1	X	6.200	x	3.765	=	23.34	FIRE STAIRCASE	=	23.34	
A13	1	X	2.190	x	2.275	=	4.98	LIFT	=	4.98	
SUB TOTAL 15% PRESCRIBED AREA						=	155.91				
CUT-OUT AREA:-											
S	1	X	0.900	X	0.700	=	0.63				
S1	1	X	0.450	X	1.000	=	0.45				
S2	1	X	0.600	X	0.900	=	0.54				
S3	1	X	0.450	X	0.903	=	0.41				
S4	1	X	0.900	X	0.450	=	0.41				
S5	1	X	0.600	X	0.900	=	0.54				
S6	1	X	0.600	X	0.900	=	0.54				
SUB TOTAL CUTOUT AREA						=	3.51				
RAMP AREA =			11.024	X	21.935	=	241.81				
TOTAL NON FAR Area = Total Area - FAR Area - 15% Pres. Area - Cutout											
	4642.06	-	3386.25	-	155.91	-	3.51				
			TOTAL NON FAR			=	1096.39	Total 15% Pres.		155.91	

A.2	GROUND COVERAGE AREA DETAIL (Ground / Podium)						
TOTAL AREA		=	127.176	X	45.959	=	5844.88
LESS AREA:-							
1	0.5	X	23.246	X	23.276	=	270.54
2	1	X	5.525	X	11.800	=	65.20
3	1	X	48.170	X	0.483	=	23.27
4	P-Line	X	107.790	X	1.000	=	107.79
5	1	X	8.250	X	14.297	=	117.95
6	0.5	X	14.288	X	14.297	=	102.14
7	P-Line	X	71.663	X	1.000	=	71.66
8	1	X	7.769	X	2.325	=	18.06
9	1	X	31.307	X	1.719	=	53.82
10	1	X	7.289	X	12.610	=	91.91
11	1	X	27.000	X	0.697	=	18.82
					TOTAL	=	941.15
GROUND COVERAGE AREA = TOTAL AREA - LESS AREA							
			5844.88	-	941.15	=	4903.73
TOTAL GROUND COVERAGE AREA = GROUND COVERGAE + M.ROOM + GUARD ROOM							
	4903.73	+	10.00	+	30.00	=	4943.73

1st PODIUM PARKING RAMP,LIFT,LOBBY & STAIRCASE AREA DETAIL							
RAMP	1	X	PLINE	X	451.399	=	451.40
METER ROOM & GUARD ROOM	1	X	PLINE	X	37.300	=	37.30
STAIRCASE LIFT ,LOBBY	1	X	6.600	X	6.000	=	39.60
STAIRCASE -1	1	X	3.760	X	6.200	=	23.31
			SUB TOTAL AREA			=	551.61

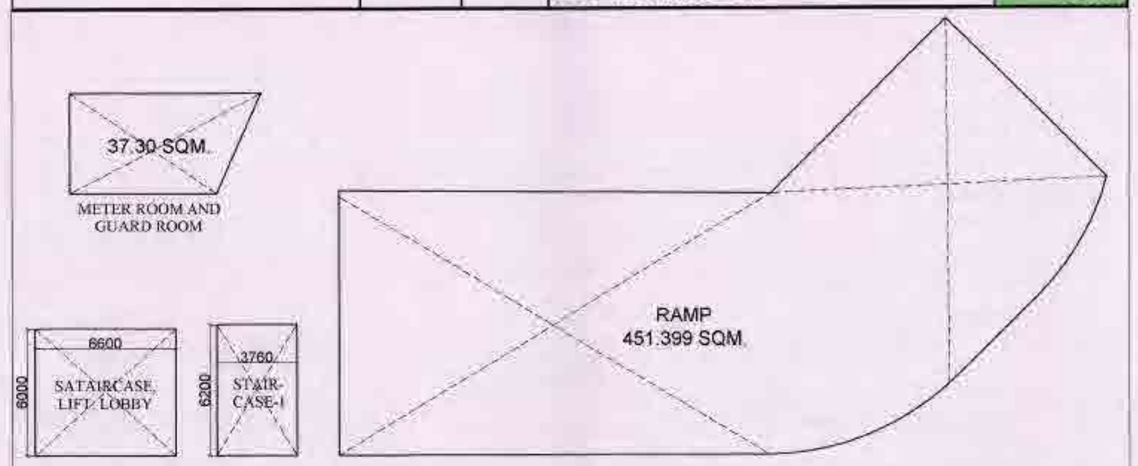

PODIUM PARKING RAMP, LIFT, LOBBY & STAIRCASE AREA

CLIENT :-
GAURSONS REALTECH PRIVATE LIMITED
GAUR BIZ PARK PLOT NO.-1, ABHAY KHAND - II, INDIRAPURAM, GHAZIABAD

PROJECT :-
PROJECT MASTER PLAN COMMERCIAL AT PLOT NO - MPC-01 GAUR YAMUNA CITY, (POCKET-3),MIRZAPUR SITE (LFD-3) SECTOR-19 YEIDA, GREATER NOIDA, U.P

SUBMISSION DRAWING

SCALE :- 1 : 200

TITLE :-
1ST PODIUM FLOOR PLAN
AND AREA DETAIL

OWNER'S SIGN — For Gaursons Realtech Pvt. Ltd.

ARCHITECT SIGN — AR. ATEEQUE AHMAD KHAN

1ST PODIUM FLOOR PLAN

DRG. NO :- SD-05B

Yamuna Expressway Industrial Development Authority
APPROVED
Vide Letter No. ... Date ...
Valid Upto Date ...
Sr. Manager (Planning) | Gen. Manager (Bldg. & Plan)
Drawing Checked & Verified by
Manager (Planning)

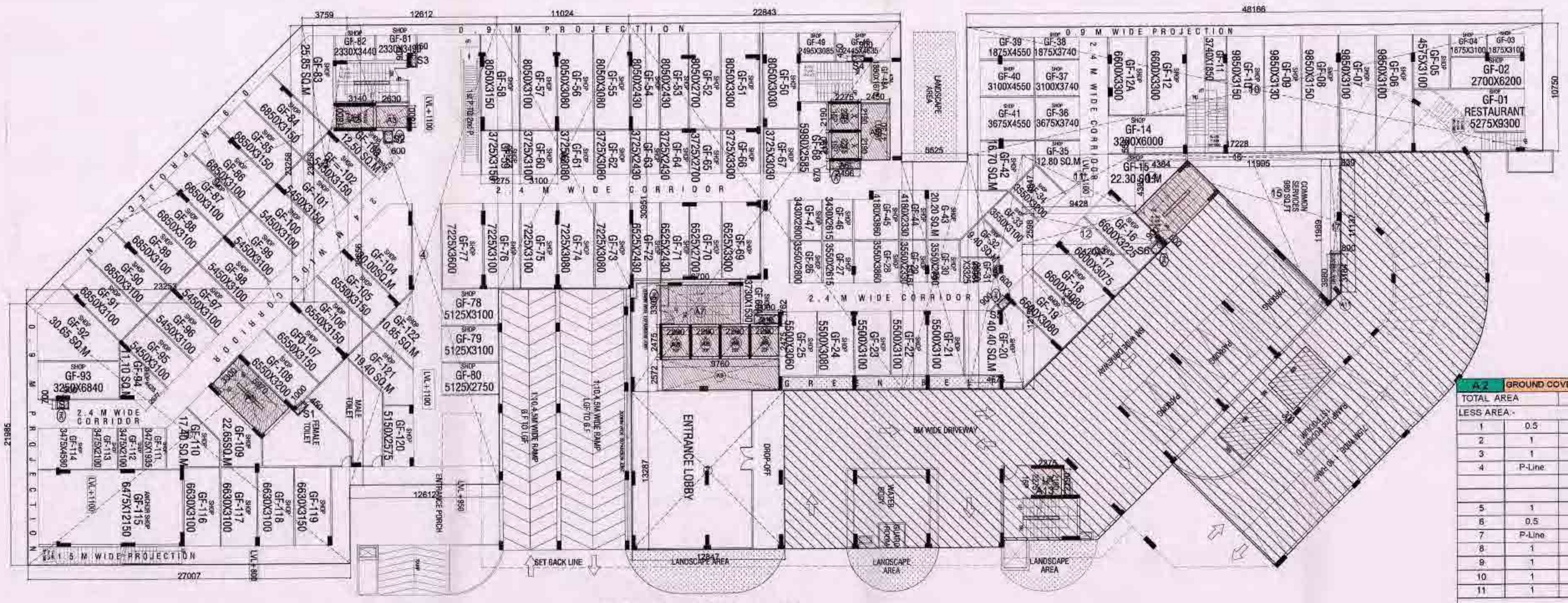

SUPERIMPOSED PLAN

A-2	GROUND COVERAGE AREA DETAIL (Ground / Podium)						
TOTAL AREA		=	127.176	X	45.959	=	5844.88
LESS AREA:-							
1	0.5	X	23.246	X	23.276	=	270.54
2	1	X	5.525	X	11.800	=	65.20
3	1	X	48.170	X	0.483	=	23.27
4	P-Line	X	107.790	X	1.000	=	107.79
5	1	X	8.250	X	14.297	=	117.95
6	0.5	X	14.288	X	14.297	=	102.14
7	P-Line	X	71.663	X	1.000	=	71.66
8	1	X	7.769	X	2.325	=	18.06
9	1	X	31.307	X	1.719	=	53.82
10	1	X	7.289	X	12.610	=	91.91
11	1	X	27.000	X	0.697	=	18.82
				TOTAL		=	941.15
GROUND COVERAGE AREA		=	TOTAL AREA	-	LESS AREA		
			5844.88		941.15	=	4903.73
TOTAL GROUND COVERAGE AREA =			GROUND COVERGAE + M.ROOM + GUARD ROOM				
	4903.73	+	10.00	+	30.00	=	4943.73

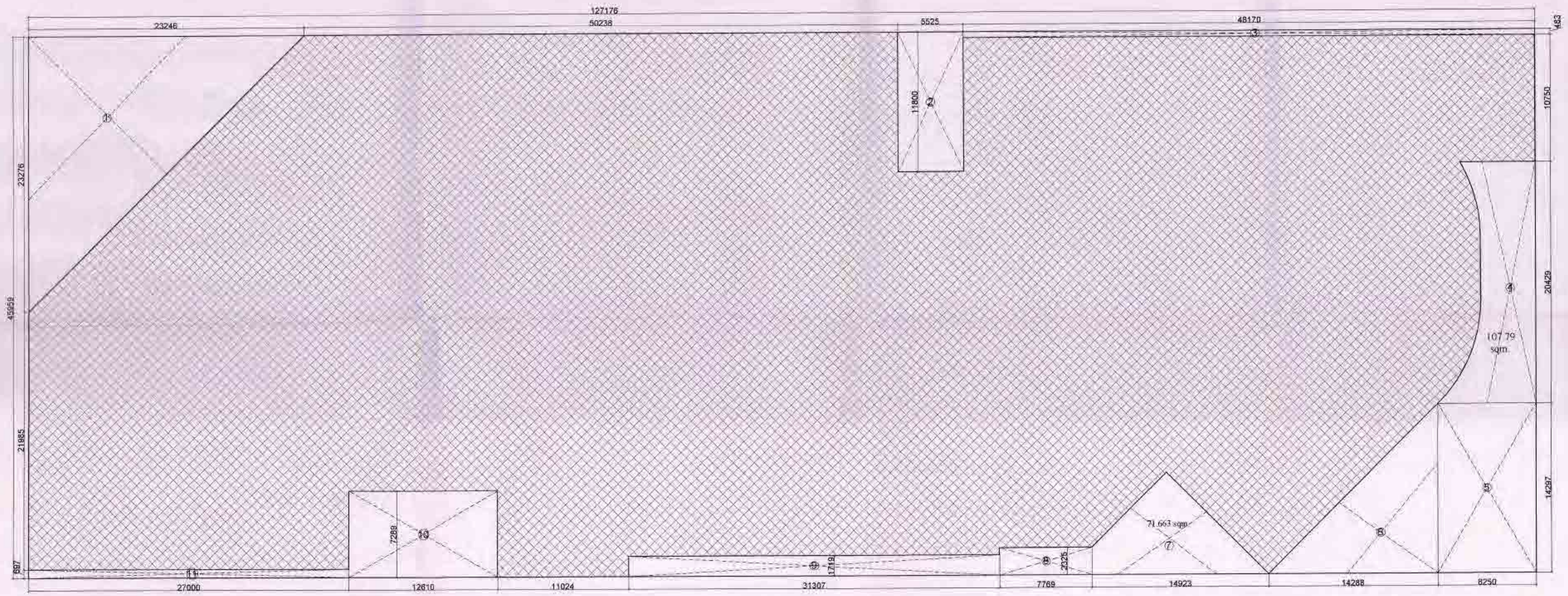

GROUND COVERAGE AREA DETAIL

CLIENT :-
GAURSONS REALTECH PRIVATE LIMITED
GAUR BIZ PARK PLOT NO.-1, ABHAY KHAND - II,
INDIRAPURAM, GHAZIABAD

PROJECT :-
PROJECT MASTER PLAN COMMERCIAL AT PLOT NO.- MPC-01
GAUR YAMUNA CITY, (POCKET-3),MIRZAPUR SITE (LFD-3),
SECTOR-19, YEIDA, GREATER NOIDA, U.P.

SUBMISSION DRAWING

SCALE :- 1 : 200

TITLE :- **1ST PODIUM FLOOR PLAN**
SUPERIMPOSE & GROUND COVERAGE

OWNER'S SIGN	ARCHITECT SIGN

1ST PODIUM FLOOR PLAN
SUPERIMPOSE & GROUND COVERAGE

DRG. NO. : SD-05C

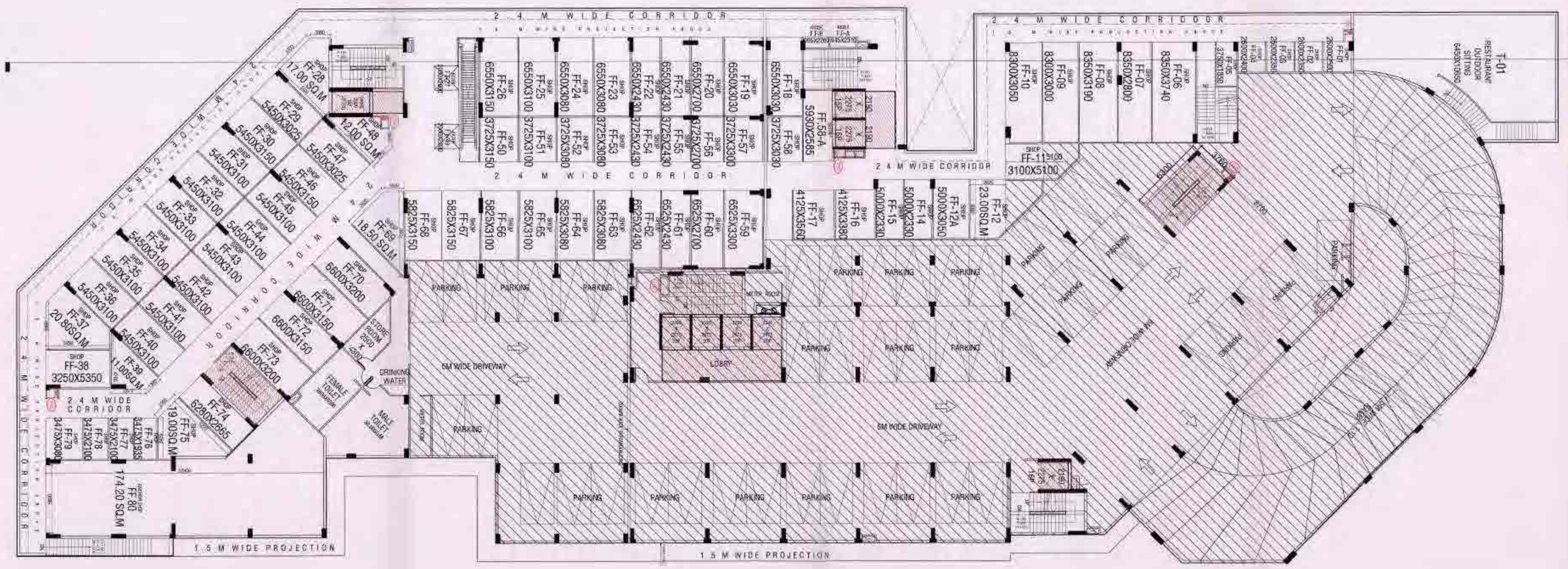

Yamuna Expressway Industrial Development Authority
APPROVED
Vide Letter No. YEA/MP/BP-36/2019 Date 07/02/19
Valid Upto Date 07/02/2023
Sr. Manager (Planning)
Manager (Planning)
Gen. Manager

2nd PODIUM FLOOR PLAN

A.6	2ND PODIUM AREA DETAIL (P-2)								15% PRESCRIBED FAR		
	P-Line AREA (Total Plate Area)						=	4887.44			
ADD FAR AREA :-											
1	1	X	12.900	X	21.985	=	283.61				
2	1	X	12.600	X	20.485	=	258.11				
3	1	X	7.036	X	13.903	=	97.82				
4	0.5	X	23.253	X	23.253	=	270.35				
5	1	X	9.286	X	23.253	=	215.93				
6	1	X	18.105	X	20.900	=	378.39				
7	1	X	10.996	X	21.596	=	237.47				
8	1	X	11.851	X	19.193	=	227.46				
9	1	X	5.525	X	7.389	=	40.82				
10	1	X	2.600	X	7.945	=	20.66				
11	1	X	3.096	X	3.050	=	9.44				
12	1	X	21.791	X	10.730	=	233.82				
13	1	X	9.545	X	4.998	=	47.71				
14	1	X	10.497	X	4.779	=	50.17				
15	1	X	6.334	X	10.750	=	68.09				
16	1	X	PLINE	X	18.260	=	18.26				
	SUB TOTAL FAR AREA					=	2458.10				
FAR Area = FAR Area - 15% Pres. Area - Cutout											
	2458.10	-	134.52	-	2.70	=	2320.88				
ADD MAIN STAIRCASE			6.10	x	3.30	=	20.13				
TOTAL FAR Area = FAR Area + Main Staircase											
			2320.88	+	20.13	=	2341.01				
15% PRESCRIBED AREA :-											
A1	1	X	5.970	X	3.300	=	19.70	FIRE STAIRCASE	=	19.70	
A2	1	X	3.140	X	1.800	=	5.65	LIFT	=	5.65	
A3	1	X	2.630	X	1.800	=	4.73	LIFT LOBBY	=	4.73	
A4	2	X	2.275	X	2.190	=	9.96	LIFT	=	9.96	
A5	1	X	2.450	X	4.730	=	11.59	LIFT LOBBY	=	11.59	
A6	1	X	2.496	X	0.670	=	1.67	SERVICES	=	1.67	
A7	1	X	6.200	X	3.765	=	23.34	FIRE STAIRCASE	=	23.34	
A8	1	X	6.700	X	3.300	=	22.11	FIRE STAIRCASE	=	22.11	
A9	1	X	2.290	X	2.475	=	5.67	LIFT WELL	=	5.67	
A10	1	X	9.760	X	2.572	=	25.10	LIFT LOBBY	=	25.10	
A13	1	X	2.190	x	2.275	=	4.98	LIFT	=	4.98	
SUB TOTAL 15% PRESCRIBED AREA =							134.52				
CUT-OUT AREA:-											
S	1	X	0.300	X	0.600	=	0.18				
S1	1	X	0.450	X	1.000	=	0.45				
S2	1	X	0.300	X	0.600	=	0.18				
S3	1	X	0.600	X	0.900	=	0.54				
S4	1	X	0.450	X	0.903	=	0.41				
S5	1	X	0.450	X	0.900	=	0.41				
S6	1	X	0.600	X	0.900	=	0.54				
SUB TOTAL CUTOUT AREA						=	2.70				
TOTAL NON FAR Area = Total Area - FAR Area - 15% Pres. Area - Cutout											
	4887.44	-	2341.01	-	134.52	-	2.70				
TOTAL NON FAR						=	2409.21	Total 15% Pres. Area		134.52	

S.NO.	LEGEND	WIDTH	LINTEL	SILL	HEIGHT
1.	D	700	2250	---	2250
2.	D1	750	2250	---	2250
2.	D2	1000	2250	---	2250
3.	D3	750	2250	---	2250
4.	DW1	1610/AS SITE	2250	---	2250
5	D4	900	2250	---	2250
6	D5	700	2250	150	2100

FIRST PODIUM PARKING RAMP,LIFT,LOBBY & STAIRCASE AREA DETAIL							
RAMP	1	X	PLINE	X	521.594	=	521.59
STAIRCASE LIFT ,LOBBY-1	1	X	10.260	X	9.035	=	92.70
STAIRCASE LIFT ,LOBBY-2	1	X	6.600	X	6.000	=	39.60
STAIRCASE	1	X	3.760	X	6.300	=	23.69
			SUB TOTAL AREA			=	677.58

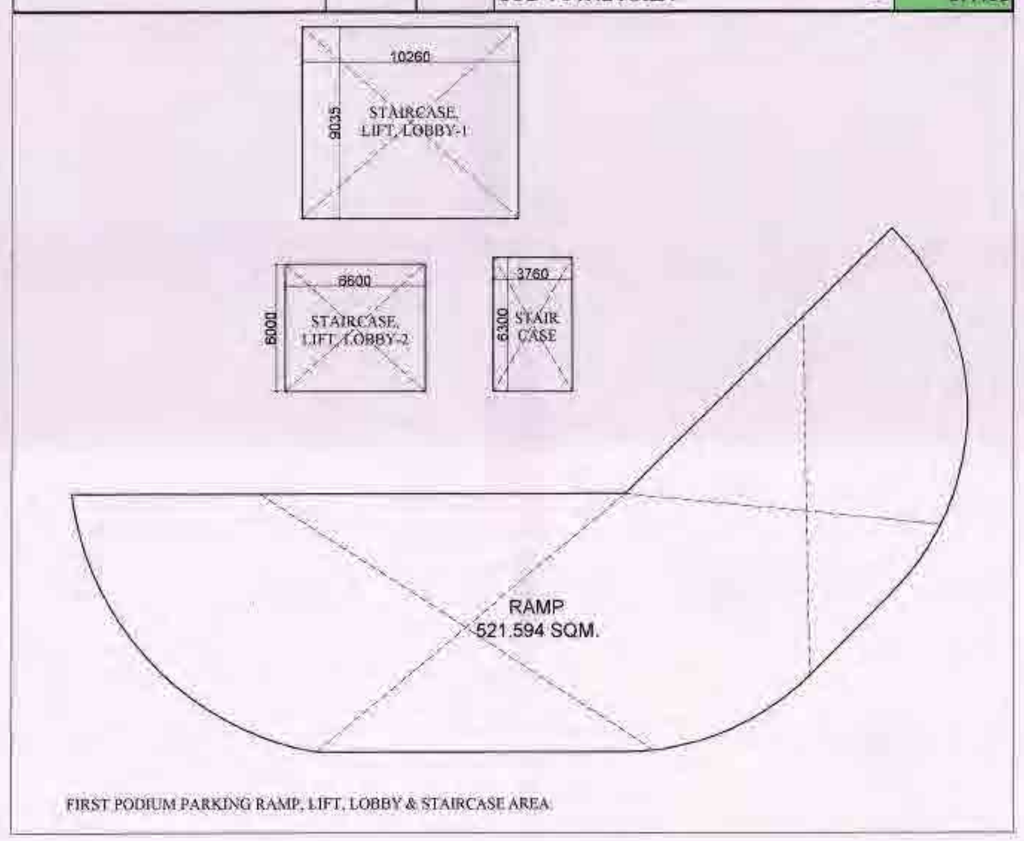

FIRST PODIUM PARKING RAMP, LIFT, LOBBY & STAIRCASE AREA.

LEGEND	
	NON FAR PARKING AREA
	15% PRESCRIBED F.A.R AREA

CLIENT :-
GAURSONS REALTECH PRIVATE LIMITED
GAUR BIZ PARK PLOT NO.-1, ABHAY KHAND - II, INDIRAPURAM, GHAZIABAD

PROJECT :-
PROJECT MASTER PLAN COMMERCIAL AT PLOT NO.- MPC-01, GAUR YAMUNA CITY, (POCKET-3), MIRZAPUR SITE (LFD-3), SECTOR-19, YEIDA, GREATER NOIDA, U.P.

SUBMISSION DRAWING

SCALE :- 1 : 200

TITLE :- **2ND PODIUM FLOOR PLAN**
FLOOR PLAN

OWNER'S SIGN | ARCHITECT SIGN

2ND PODIUM FLOOR PLAN
FLOOR PLAN

DRG. NO :- SD-06A

Yamuna Expressway Industrial Development Authority
APPROVED
Vide Letter No. CA/BP-24/2022-23 Dated 07/02/2023
Valid Upto Date 09/02/2023
Sr. Manager (Planning) | Dep. Manager (Prop. & Arch.)
Drawing Checked & Verified by
Manager (Planning)

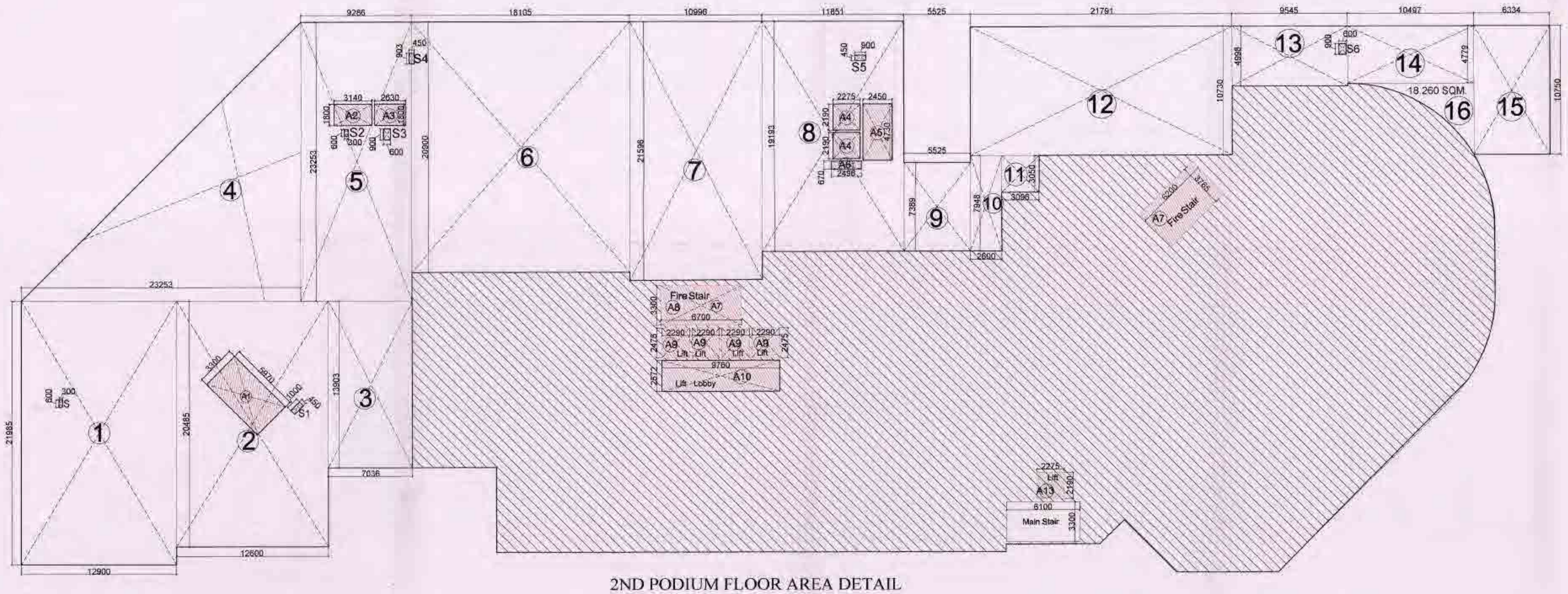

2ND PODIUM FLOOR AREA DETAIL

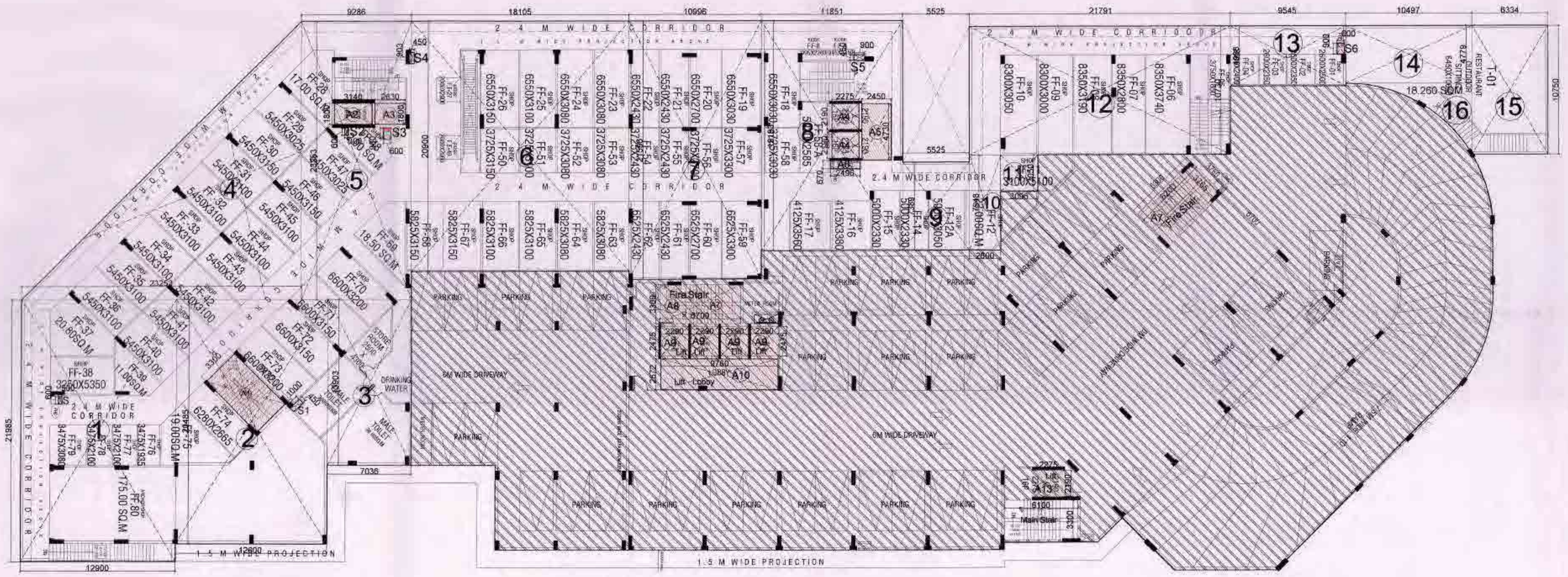

SUPERIMPOSED PLAN

LEGEND

	NON FAR PARKING AREA
	15% PRESCRIBED F.A.R AREA

CLIENT :-
GAURSONS REALTECH PRIVATE LIMITED
GAUR BIZ PARK PLOT NO.-I, ABHAY KHAND - II, INDIRAPURAM, GHAZIABAD

PROJECT :-
PROJECT MASTER PLAN COMMERCIAL AT PLOT NO.- MPC-01, GAUR YAMUNA CITY, (POCKET-3) MIRZAPUR SITE (LFD-3), SECTOR-19, YEIDA, GREATER NOIDA, U.P.

SUBMISSION DRAWING

SCALE :- 1 200

TITLE :- **2ND PODIUM FLOOR PLAN**
AREA DETAIL & SUPERIMPOSE

OWNER'S SIGN | ARCHITECT SIGN

2ND PODIUM FLOOR PLAN
AREA DETAIL & SUPERIMPOSE

DRG. NO :- SD-06B

Yamuna Expressway Industrial Development Authority
APPROVED
Vide Letter No. / D.O. / B.P.-26 / 2023 Date 02/02/23
Valid Upto Date 09/09/2023
Sr. Manager (Planning) | Gen. Manager
Drawing Checked & Verified by
Manager (Planning)

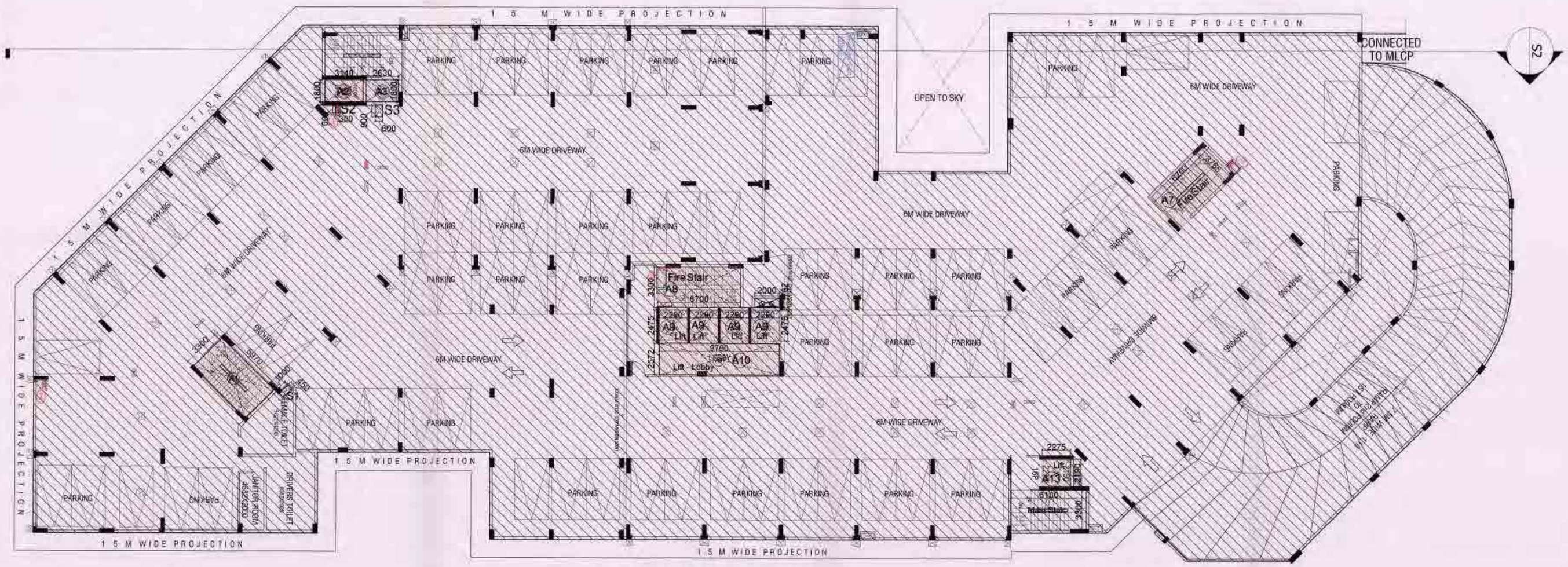

3RD PODIUM FLOOR PLAN

A-7	3RD PODIUM NON FAR AREA DETAIL (P-3)						
TOTAL AREA			120.162	X	43.490	=	5225.85
TOTAL FAR AREA :-							
B1	1	X	6.580	X	3.830	=	25.20
B2	1	X	6.100	X	3.300	=	20.13
			TOTAL FAR AREA			=	45.33
15% PRESCRIBED AREA :-							
A1	1	X	5.970	X	3.300	=	19.70
A2	1	X	3.140	X	1.800	=	5.65
A3	1	X	2.630	X	1.800	=	4.73
A7	1	X	6.200	X	3.765	=	23.34
A8	1	X	6.700	X	3.300	=	22.11
A9	4	X	2.290	X	2.475	=	22.67
A10	1	X	9.760	X	2.572	=	25.10
A13	1	X	2.190	X	2.275	=	4.98
SUB TOTAL 15% PRESCRIBED AREA						=	128.30
LESS AREA:-							
1	0.50	X	21.864	X	21.873	=	239.12
2	1	X	10.525	X	11.805	=	124.25
3	1	X	28.741	X	0.495	=	14.23
4	1	X	12.214	X	2.885	=	35.36
5	1	X	31.990	X	1.000	=	31.99
6	1	X	3.300	X	1.000	=	3.30
7	0.50	X	17.873	X	17.859	=	159.60
8	1	X	4.677	X	3.029	=	14.17
9	1	X	8.865	X	2.247	=	19.96
10	1	X	42.376	X	1.635	=	69.28
11	1	X	14.065	X	8.710	=	122.51
12	1	X	23.103	X	2.127	=	49.14
TOTAL LESS AREA						=	882.90
TOTAL NON FAR Area = Total Area - FAR Area - 15% Pres. Area							
5225.85	-	45.33	-	128.30	-	882.90	4169.32

15% PRESCRIBED FAR		
FIRE STAIRCASE	=	19.70
LIFT	=	5.65
LIFT LOBBY	=	4.73
FIRE STAIRCASE	=	23.34
FIRE STAIRCASE	=	22.11
LIFT WELL	=	22.67
LIFT LOBBY	=	25.10
LIFT	=	4.98
Total 15% Pres. Area	=	128.30

S.NO.	LEGEND	WIDTH	LINTEL	SILL	HEIGHT
1.	D	700	2250	---	2250
2.	D1	750	2250	---	2250
2.	D2	1000	2250	---	2250
3.	D3	750	2250	---	2250
4.	DW1	1610/AS SITE	2250	---	2250
5	D4	900	2250	---	2250
6	D5	700	2250	150	2100

SECOND PODIUM PARKING RAMP,LIFT,LOBBY & STAIRCASE AREA DETAIL							
RAMP	1	X	PLINE	X	521.594	=	521.59
STAIRCASE -1	1	X	3.830	X	6.330	=	24.24
STAIRCASE LIFT ,LOBBY-1	1	X	6.530	X	5.930	=	38.72
STAIRSCASE VISITORS TOILET	1	X	PLINE	X	61.303	=	61.30
STAIRCASE LIFT ,LOBBY-2	1	X	10.260	X	9.135	=	93.73
STAIRCASE LIFT ,LOBBY-3	1	X	6.600	X	6.290	=	41.51
STAIRCASE -2	1	X	3.760	X	6.300	=	23.69
			SUB TOTAL AREA			=	804.79

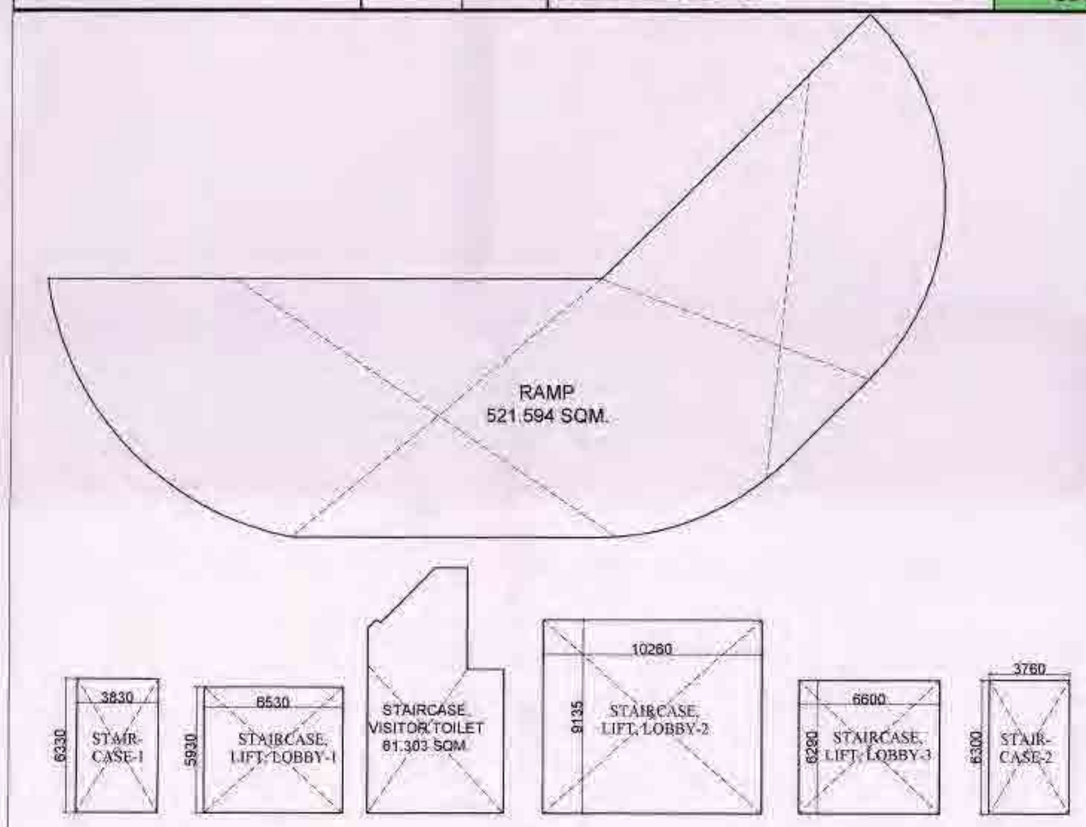

SECOND PODIUM PARKING RAMP, LIFT, LOBBY & STAIRCASE AREA

LEGEND	
	NON FAR PARKING AREA
	15% PRESCRIBED F.A.R AREA

CLIENT :-
GAURSONS REALTECH PRIVATE LIMITED
GAUR BIZ PARK PLOT NO.-1, ABHAY KHAND - II,
INDIRAPURAM, GHAZIABAD

PROJECT :-
PROJECT MASTER PLAN COMMERCIAL AT PLOT NO.- MPC-01
GAUR YAMUNA CITY, (POCKET-3),MIRZAPUR SITE (LFD-3),
SECTOR-19, YEIDA, GREATER NOIDA, U.P.

SUBMISSION DRAWING

SCALE :- 1 : 200

TITLE :- **3RD PODIUM FLOOR PLAN**
FLOOR PLAN

OWNER'S SIGN | ARCHITECT SIGN

3RD PODIUM FLOOR PLAN
FLOOR PLAN

DRG. NO :- SD-07A

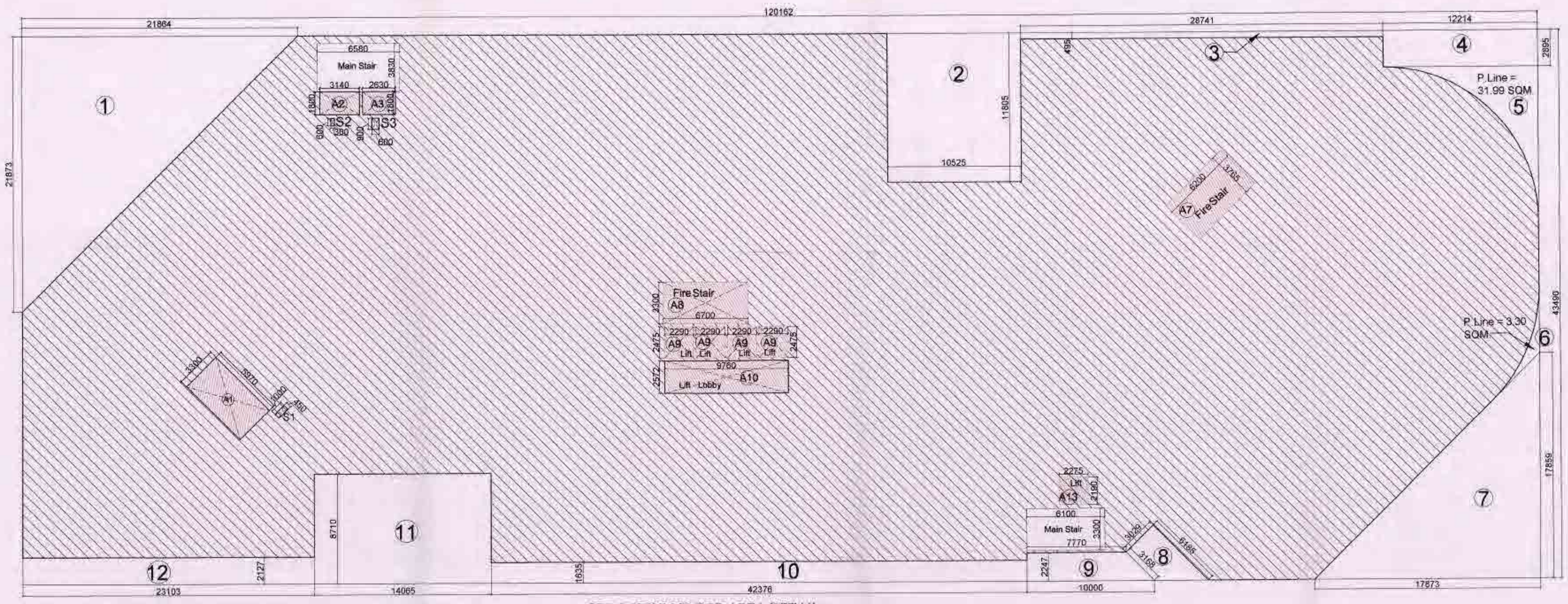

3RD PODIUM FLOOR AREA DETAIL

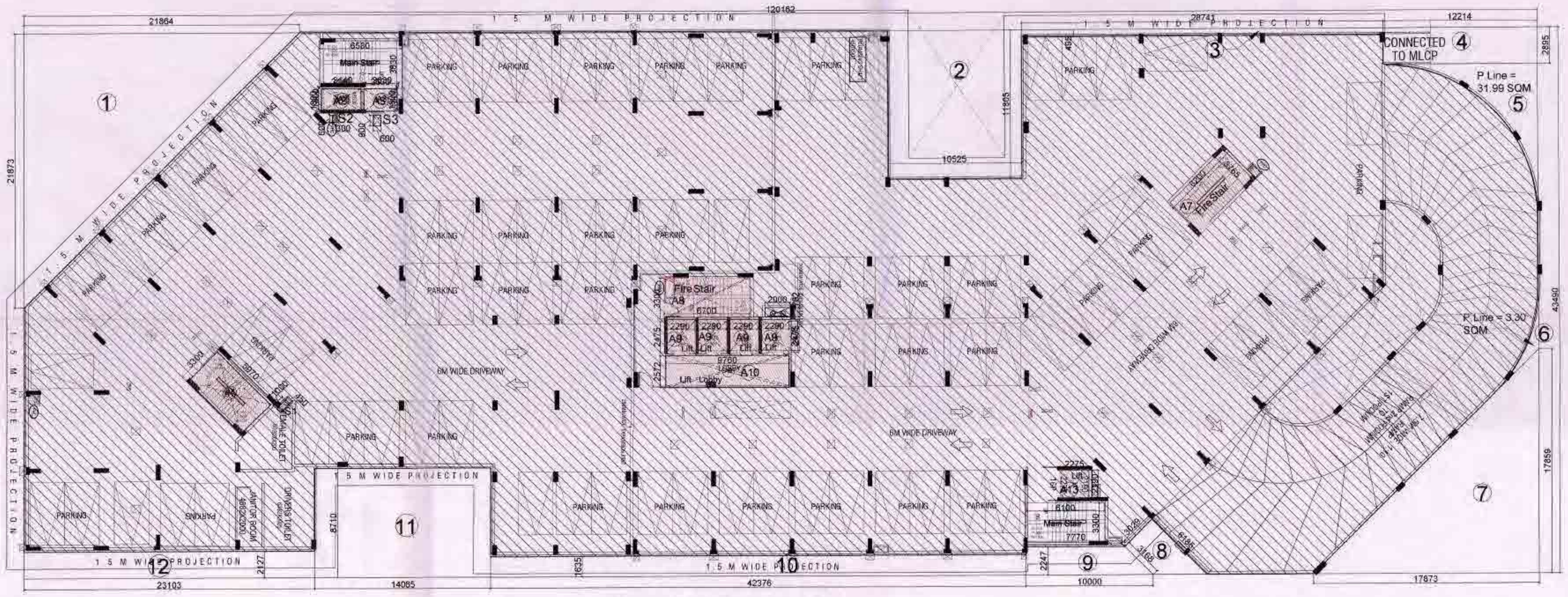

SUPERIMPOSED PLAN

LEGEND

	NON FAR PARKING AREA
	15% PRESCRIBED F.A.R AREA

Yamuna Expressway Industrial Development Authority
APPROVED
Vide Letter No. YEA/BP-26/20424 Date 07/03/2023
Valid Upto Date 03/09/2023
Sr. Manager (Planning)
Dy. Manager
Drawing Checked & Verified
(Planning)

CLIENT :-
GAURSONS REALTECH PRIVATE LIMITED
GAUR BIZ PARK PLOT NO.-1, ABHAY KHAND - II,
INDIRAPURAM, GHAZIABAD

PROJECT :-
PROJECT MASTER PLAN COMMERCIAL AT PLOT NO.- MPC-01, GAUR YAMUNA CITY, (POCKET-3), MIRZAPUR SITE (LFD-3), SECTOR-19, YEIDA, GREATER NOIDA, U.P.

SUBMISSION DRAWING

SCALE :- 1 : 200

TITLE :- **3RD PODIUM FLOOR PLAN**
AREA DETAIL & SUPERIMPOSE

OWNER'S SIGN

ARCHITECT SIGN

3RD PODIUM FLOOR PLAN
AREA DETAIL & SUPERIMPOSE

DRG. NO :- SD-07B

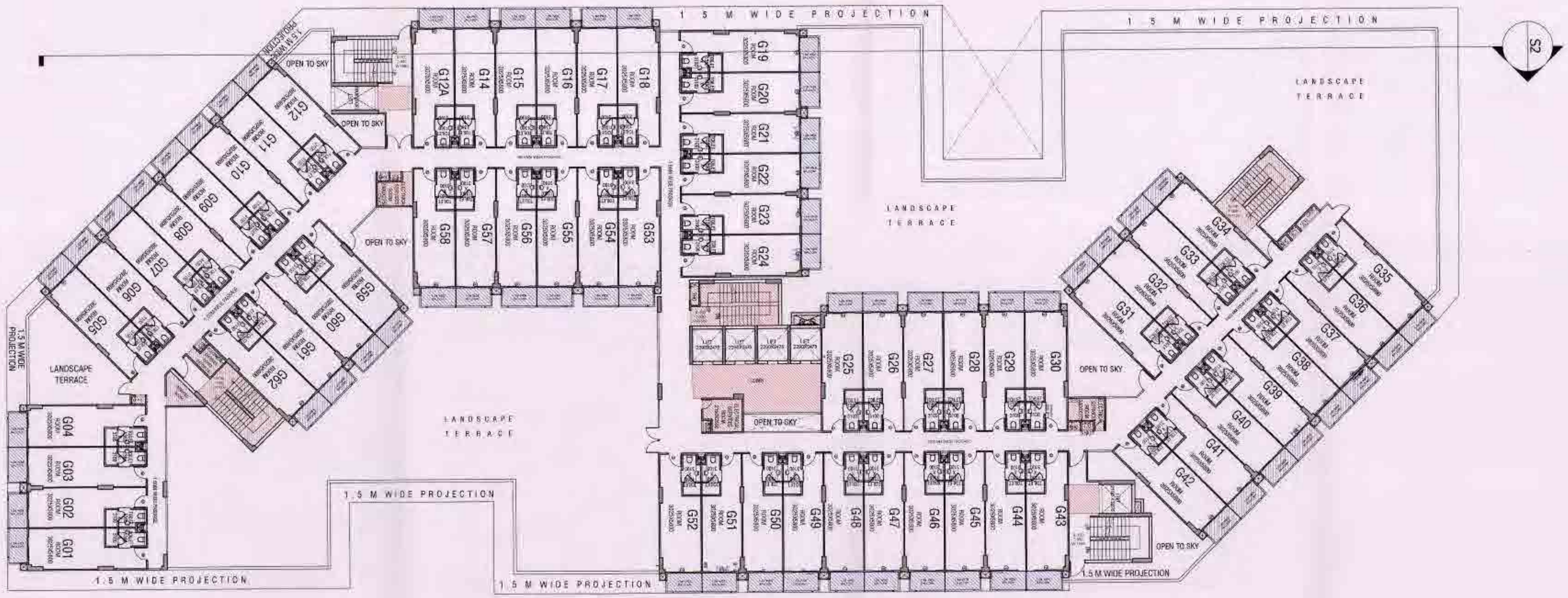

GROUND FLOOR PLAN

Yamuna Expressway Industrial Development Authority
APPROVED
Vide Letter No. Date
Valid Upto Date
Sr. Manager (Planning)
Drawing Checked & Approved
Manager (Planning)

LEGEND	
	NON FAR PARKING AREA
	15% PRESCRIBED F.A.R AREA

S.NO.	LEGEND	WIDTH	LINTEL	SILL	HEIGHT
1.	D	700	2250	---	2250
2.	D1	750	2250	---	2250
2.	D2	1000	2250	---	2250
3.	D3	750	2250	---	2250
4.	DW1	1610/AS SITE	2250	---	2250
5	D4	900	2250	---	2250
6	D5	700	2250	150	2100

A-8	GROUND FLOOR AREA DETAIL (Ground Floor)							15% PRESCRIBED FAR		
TOTAL AREA			108.016	X	42.928	=	4638.91			
LESS AREA:-										
1	31	X	6.300	X	0.550	=	90.37			
2	0.5	X	19.382	X	19.305	=	187.96			
3	1	X	23.997	X	2.788	=	66.79			
4	1	X	18.423	X	1.000	=	18.42			
5	1	X	6.230	X	1.158	=	7.21			
6	1	X	11.250	X	0.850	=	9.56			
7	1	X	2.073	X	2.188	=	4.54			
8	1	X	0.726	X	1.542	=	1.12			
8a	1	X	2.200	X	0.550	=	1.21			
9	1	X	19.464	X	21.934	=	426.92			
10	1	X	29.467	X	1.000	=	29.47			
11	1	X	75.445	X	1.000	=	75.45			
12	1	X	28.216	X	9.944	=	280.58			
13	0.5	X	12.454	X	12.446	=	77.50			
14	1	X	4.950	X	1.800	=	8.82			
15	1	X	0.720	X	0.800	=	0.58			
16	0.5	X	17.748	X	17.749	=	157.50			
17	1	X	21.622	X	2.768	=	60.30			
18	1	X	16.208	X	1.000	=	16.21			
19	1	X	6.298	X	1.150	=	7.24			
20	1	X	19.942	X	21.928	=	415.36			
21	1	X	61.909	X	1.000	=	61.91			
22	1	X	25.373	X	1.000	=	25.37			
23	1	X	3.058	X	3.468	=	10.67			
24	0.5	X	3.492	X	3.468	=	6.09			
25	1	X	15.598	X	19.910	=	186.18			
26	1	X	11.264	X	1.025	=	11.54			
27	1	X	8.469	X	1.820	=	15.40			
28	1	X	33.300	X	1.000	=	33.30			
29	1	X	3.300	X	5.970	=	19.70	FIRE STAIRCAS	=	19.70
30										
31	1	X	2.630	X	1.800	=	4.73	LIFT LOBBY	=	4.73
32	1	X	6.700	X	3.300	=	22.11	FIRE STAIRCAS	=	22.11
33										
34a	1	X	9.780	X	2.472	=	24.13	LIFT LOBBY-a	=	24.13
34b	1	X	5.900		1.148		6.77	LIFT LOBBY-b		6.77
35	1	X	5.900	X	1.452	=	8.57	CUT-OUT		
36										
37	1	X	2.966	X	2.190	=	6.46	LIFT LOBBY	=	6.46
38	1	X	3.300	X	5.970	=	19.70	FIRE STAIRCAS	=	19.70
S	20	X	0.450	X	0.500	=	4.50	SERVICES	=	4.50
S1	21	X	0.700	X	0.500	=	7.35	SERVICES	=	7.35
S2	30	X	0.700	X	0.600	=	12.60	SERVICES	=	12.60
S3	1	X	1.065	X	0.600	=	0.64	SERVICES	=	0.64
S4	1	X	4.284	X	1.000	=	4.28	SERVICES	=	4.28
S5	1	X	2.500	X	1.750	=	4.38	SERVICES	=	4.38
S6	1	X	2.750	X	2.600	=	7.15	SERVICES	=	7.15
S7	1	X	3.000	X	2.500	=	7.50	SERVICES	=	7.50
S8	1	X	2.750	X	2.500	=	6.88	SERVICES	=	6.88
S9	1	X	4.000	X	0.700	=	2.80	SERVICES	=	2.80
S10	1	X	2.000	X	0.792	=	1.58	SERVICES	=	1.58
S11	1	X	0.450	X	0.850	=	0.38	SERVICES	=	0.38
					TOTAL	=	2465.78	TOTAL	=	103.65
TOTAL FLOOR FAR = TOTAL AREA (-) LESS AREA										
			4638.91	-	2465.78	=	2173.13			

CLIENT :-
GAURSONS REALTECH PRIVATE LIMITED
GAUR BIZ PARK PLOT NO.-1, ABHAY KHAND - II,
INDIRAPURAM, GHAZIABAD

PROJECT :-
PROJECT MASTER PLAN COMMERCIAL AT PLOT NO.- MPC-01, GAUR YAMUNA CITY, (POCKET-3),MIRZAPUR SITE (LFD-3), SECTOR-19, YEIDA, GREATER NOIDA, U.P

SUBMISSION DRAWING

SCALE :- 1 : 200

TITLE :- **GROUND FLOOR PLAN**
FLOOR PLAN

OWNER'S SIGN

ARCHITECT SIGN

GROUND FLOOR PLAN
FLOOR PLAN

DRG. NO :- SD-08A

Yamuna Expressway Industrial Development Authority
APPROVED
Vide Letter No. 1031/BP-24/39924 Date 03/02/19
Valid Upto Date 03/08/2023
Sr. Manager (Planning) | Gen. Manager (Plng. & Arch.)
Drawing Checked & Verified by
Manager (Planning)

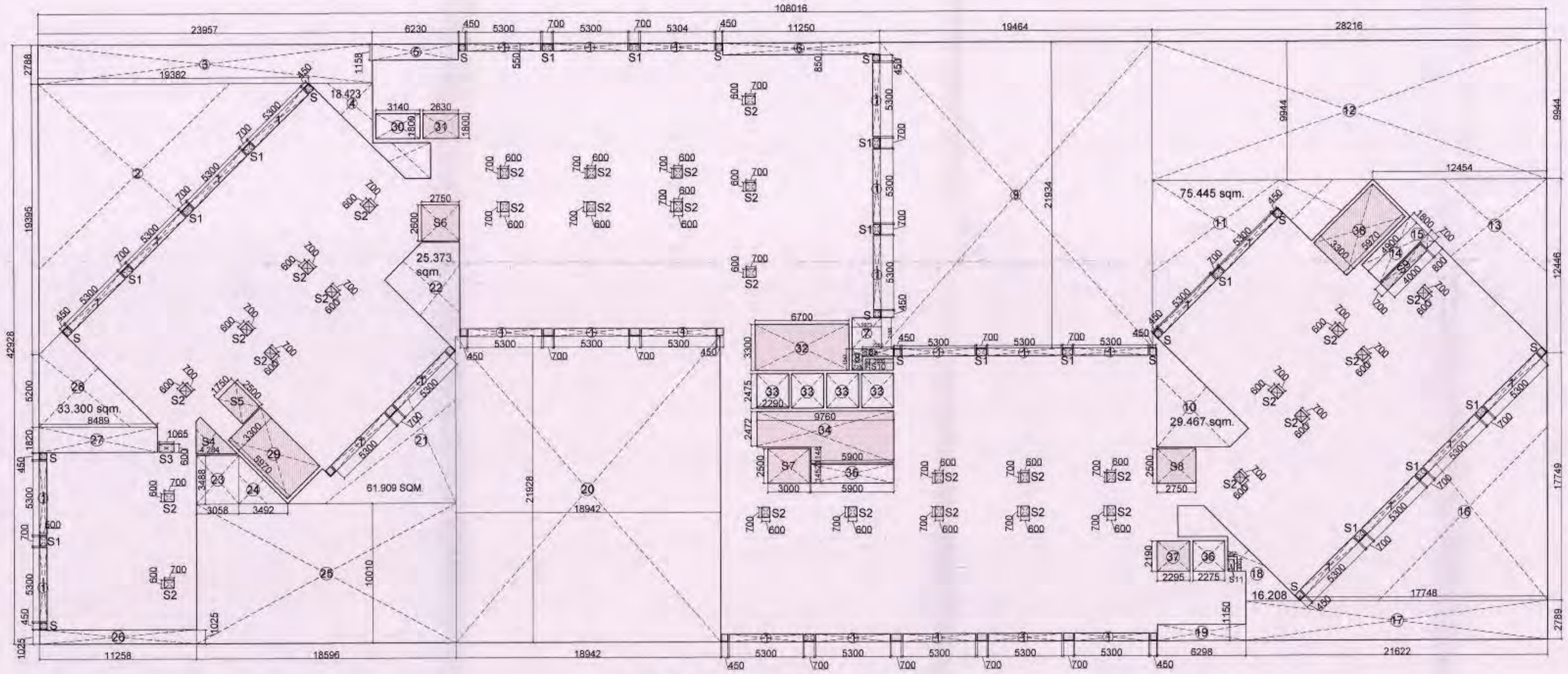

GROUND FLOOR AREA DETAIL

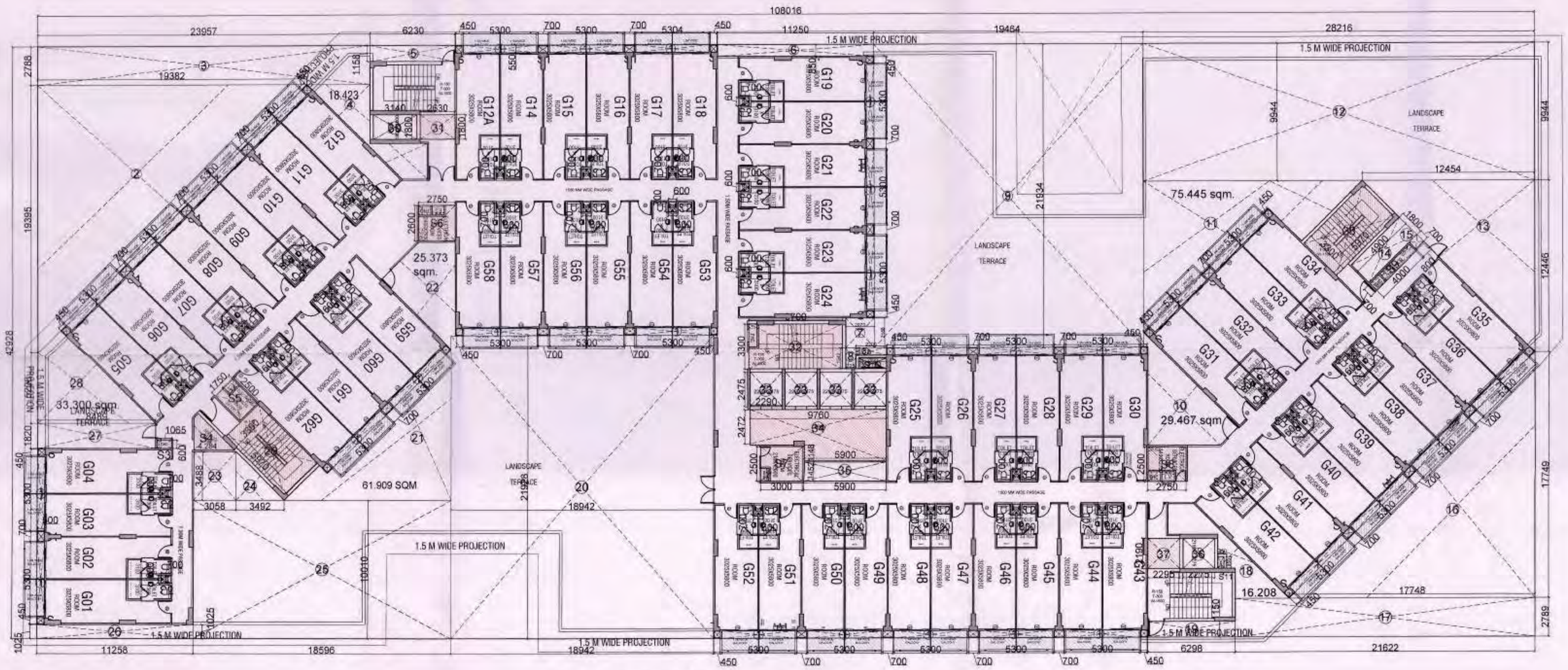

SUPERIMPOSED PLAN

CLIENT : -
GAURSONS REALTECH PRIVATE LIMITED
GAUR BIZ PARK PLOT NO.-1, ABHAY KHAND - II, INDIRAPURAM, GHAZIABAD

PROJECT : -
PROJECT MASTER PLAN COMMERCIAL AT PLOT NO.- MPC-01, GAUR YAMUNA CITY, (POCKET-3),MIRZAPUR SITE (LFD-3), SECTOR-19, YEIDA, GREATER NOIDA, U.P

SUBMISSION DRAWING

SCALE : - 1 : 200

TITLE : - **GROUND FLOOR PLAN**
AREA DETAIL AND SUPERIMPOSE PLAN

OWNER'S SIGN
For Gaursons Realtech Pvt. Ltd.
Authorised Signatory

ARCHITECT SIGN
AR. ATISH AGARWAL

GROUND FLOOR PLAN
FLOOR PLAN

DRG. NO : - SD-08B

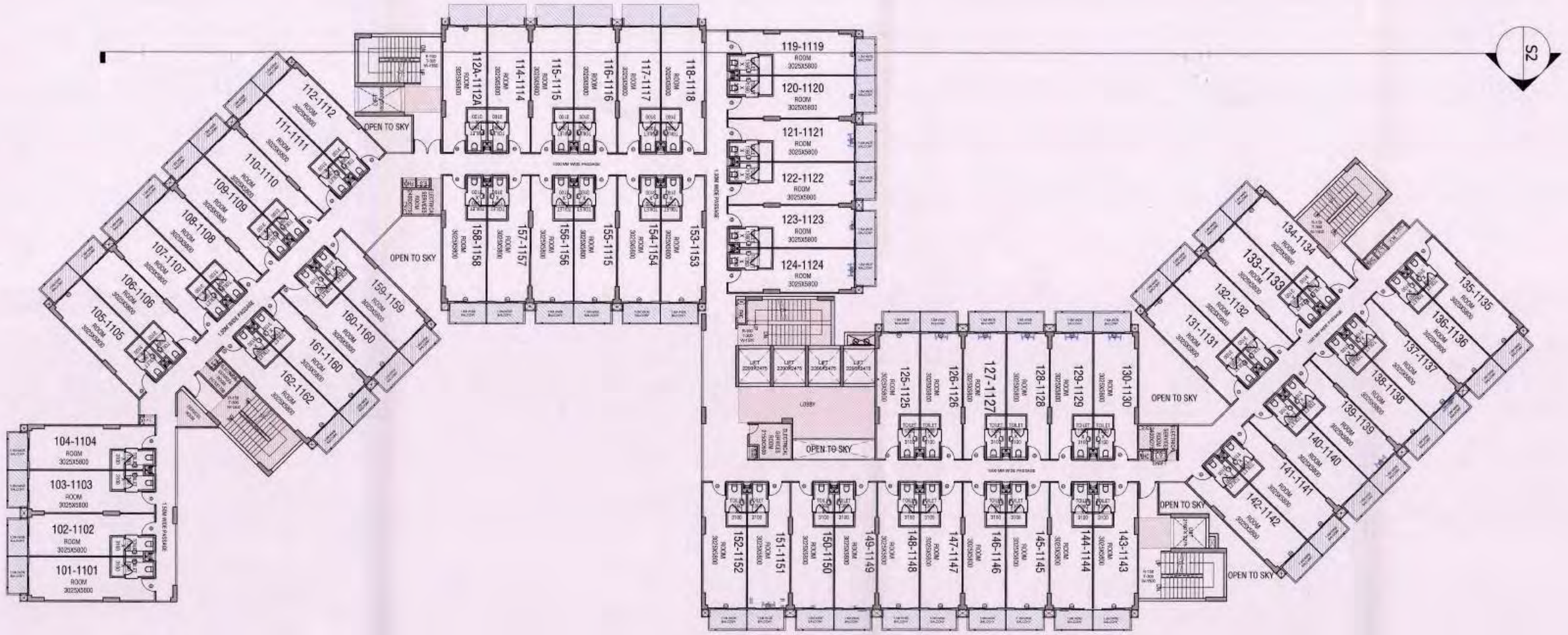

Yamuna Expressway Industrial Development Authority
APPROVED
Vide Letter No. 10/DCP/BP-06/ 29424 Date 23/12/19
Valid Upto Date 12/04/2023
Sr. Manager (Planning)
Dy. Manager
Drawing Checked & Verified by
Manager (Planning)

TYPICAL FLOOR PLAN (1st To 11th)

A.9	TYPICAL FLOOR AREA DETAIL (1st To 11th)						
TOTAL AREA			108.016	X	42.928	=	4636.91
LESS AREA.-							
1	31	X	5.300	X	0.550	=	90.37
2	0.5	X	19.382	X	19.395	=	187.96
3	1	X	23.957	X	2.788	=	66.79
4	1	X	18.423	X	1.000	=	18.42
5	1	X	6.230	X	1.158	=	7.21
6	1	X	11.250	X	0.850	=	9.56
7	1	X	2.073	X	2.188	=	4.54
8	1	X	0.725	X	1.542	=	1.12
8a	1	X	2.200	X	0.550	=	1.21
9	1	X	19.464	X	21.934	=	426.92
10	1	X	29.467	X	1.000	=	29.47
11	1	X	75.445	X	1.000	=	75.45
12	1	X	28.216	X	9.944	=	280.58
13	0.5	X	12.454	X	12.446	=	77.50
14	1	X	4.900	X	1.800	=	8.82
15	1	X	0.700	X	0.800	=	0.56
16	0.5	X	17.748	X	17.749	=	157.50
17	1	X	21.622	X	2.789	=	60.30
18	1	X	16.208	X	1.000	=	16.21
19	1	X	6.298	X	1.150	=	7.24
20	1	X	18.942	X	21.928	=	415.36
21	1	X	61.909	X	1.000	=	61.91
22	1	X	25.373	X	1.000	=	25.37
23	1	X	3.058	X	3.488	=	10.67
24	0.5	X	3.402	X	3.488	=	6.09
25	1	X	18.596	X	10.010	=	186.15
26	1	X	11.258	X	1.025	=	11.54
27	1	X	8.489	X	1.820	=	15.45
28	1	X	33.300	X	1.000	=	33.30
29	1	X	3.300	X	5.970	=	19.70
30	1	X	3.140	X	1.800	=	5.65
31	1	X	2.630	X	1.800	=	4.73
32	1	X	6.700	X	3.300	=	22.11
33	4	X	2.290	X	2.475	=	22.67
34a	1	X	9.760	X	2.472	=	24.13
34b	1	X	5.900		1.148		6.77
35	1	X	5.900	X	1.452	=	8.57
36	1	X	2.275	X	2.190	=	4.98
37	1	X	2.950	X	2.190	=	6.46
38	1	X	3.300	X	5.970	=	19.70
S	20	X	0.450	X	0.500	=	4.50
S1	21	X	0.700	X	0.500	=	7.35
S2	30	X	0.700	X	0.600	=	12.60
S3	1	X	1.066	X	0.600	=	0.64
S4	1	X	4.284	X	1.000	=	4.28
S5	1	X	2.500	X	1.750	=	4.38
S6	1	X	2.750	X	2.600	=	7.15
S7	1	X	3.000	X	2.500	=	7.50
S8	1	X	2.750	X	2.500	=	6.88
S9	1	X	4.000	X	0.700	=	2.80
S10	1	X	2.000	X	0.792	=	1.58
S11	1	X	0.450	X	0.850	=	0.38
					TOTAL	=	2499.09
TOTAL FLOOR FAR = TOTAL AREA (-) LESS AREA							
			4636.91	-	2499.09	=	2137.83

15% PRESCRIBED FAR		
FIRE STAIRCASE	=	19.70
LIFT	=	5.65
LIFT LOBBY	=	4.73
FIRE STAIRCASE	=	22.11
LIFT	=	22.67
LIFT LOBBY-a	=	24.13
LIFT LOBBY-b		6.77
CUT-OUT		
LIFT	=	4.98
LIFT LOBBY	=	6.46
FIRE STAIRCASE	=	19.70
SERVICES	=	4.50
SERVICES	=	7.35
SERVICES	=	12.60
SERVICES	=	0.64
SERVICES	=	4.28
SERVICES	=	4.38
SERVICES	=	7.15
SERVICES	=	7.50
SERVICES	=	6.88
SERVICES	=	2.80
SERVICES	=	1.58
SERVICES	=	0.38
TOTAL	=	196.95

S.NO.	LEGEND	WIDTH	LINTEL	SILL	HEIGHT
1.	D	700	2250	---	2250
2.	D1	750	2250	---	2250
2.	D2	1000	2250	---	2250
3.	D3	750	2250	---	2250
4.	DW1	1610/AS SITE	2250	---	2250
5	D4	900	2250	---	2250
6	D5	700	2250	150	2100

LEGEND	
	NON FAR PARKING AREA
	15% PRESCRIBED F.A.R AREA

CLIENT : -
GAURSONS REALTECH PRIVATE LIMITED
GAUR BIZ PARK PLOT NO.-1, ABHAY KHAND - II, INDIRAPURAM, GHAZIABAD

PROJECT : -
PROJECT MASTER PLAN COMMERCIAL AT PLOT NO.- MPC-01, GAUR YAMUNA CITY, (POCKET-3),MIRZAPUR SITE (LFD-3), SECTOR-19, YEIDA, GREATER NOIDA, U.P

SUBMISSION DRAWING

SCALE : - 1 : 200

TITLE : - **1st TO 11th FLOOR PLAN**
FLOOR PLAN

OWNER'S SIGN
For Gaursons Realtech Pvt. Ltd.
Authorised Signatory

ARCHITECT SIGN
AR. ATEESH AGARWAL
B.ARCH, DIP.PROJ.MGMT (LONDON)
W.I.Z.-CA/11-A-1979
M.C.A.-2003/20013

1st TO 11th FLOOR PLAN
FLOOR PLAN

DRG. NO : - SD-09A

Yamuna Expressway Industrial Development Authority
APPROVED
Vide Letter No. Pla/BP-96/2023 Date 07/12/23
Valid Upto Date 03/09/2025
Sr. Manager (Planning) | Gen. Manager (Plng. & Arch.)
Drawing Checked & Verified by
Manager (Planning)

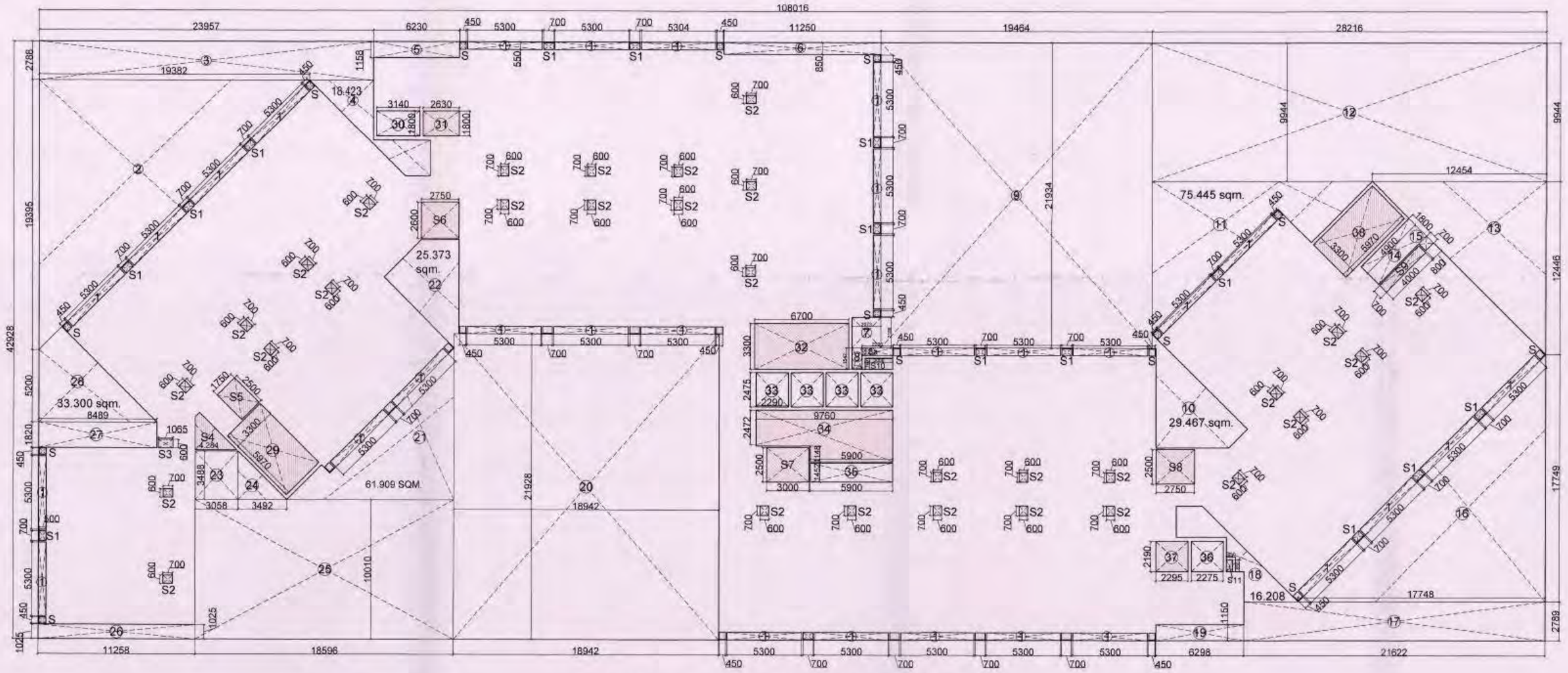

TYPICAL FLOOR AREA DETAIL (1st To 11th)

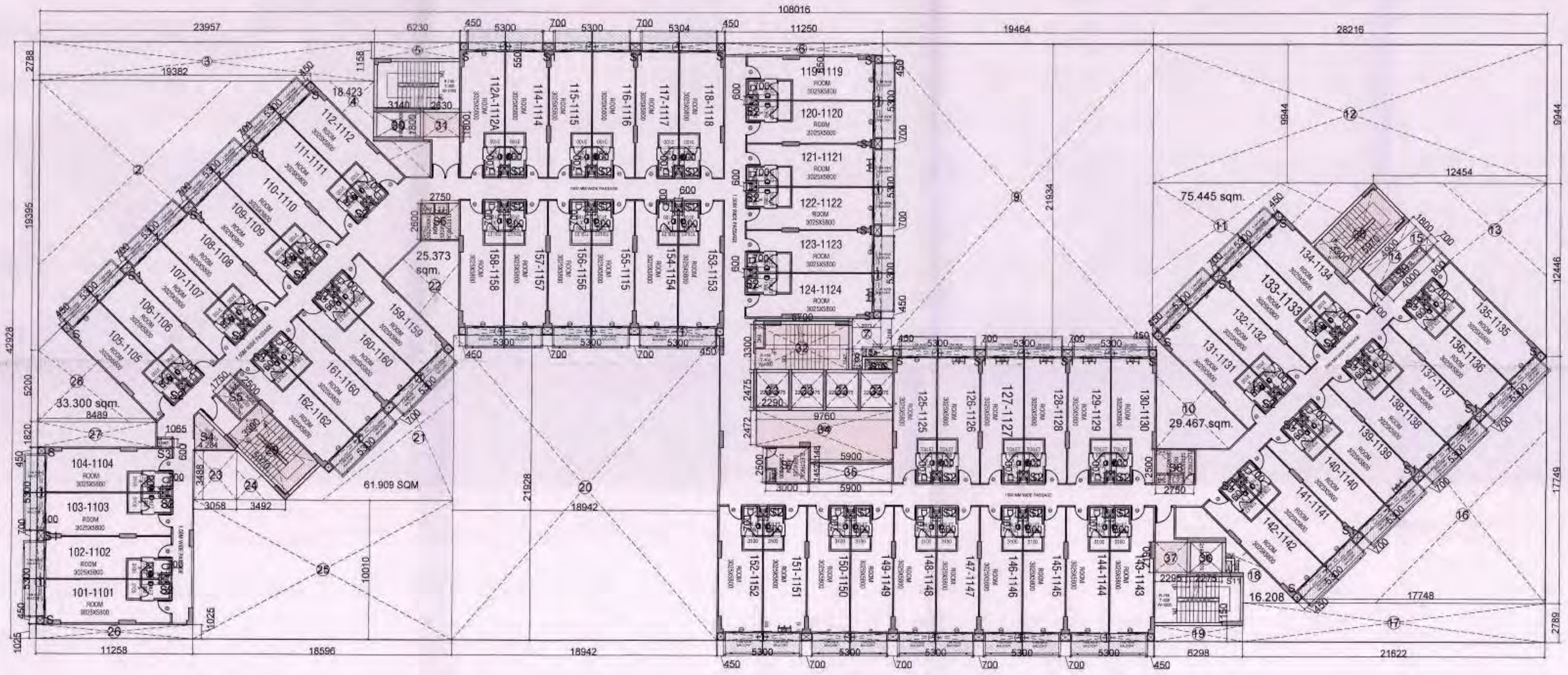

SUPERIMPOSED PLAN

CLIENT : -
GAURSONS REALTECH PRIVATE LIMITED
GAUR BIZ PARK PLOT NO.-1, ABHAY KHAND - II, INDIRAPURAM, GHAZIABAD

PROJECT : -
PROJECT MASTER PLAN COMMERCIAL AT PLOT NO.- MPC-01, GAUR YAMUNA CITY, (POCKET-3),MIRZAPUR SITE (LFD-3), SECTOR-19, YEIDA, GREATER NOIDA, U.P

SUBMISSION DRAWING

SCALE : - 1 : 200

TITLE : - **1st TO 11th FLOOR PLAN**
AREA DETAIL AND SUPERIMPOSE PLAN

OWNER'S SIGN	ARCHITECT SIGN
For Gaursons Realtech Pvt. Ltd. Authorised Signatory	AR. ATISH AGARWAL

1st TO 11th FLOOR PLAN
AREA DETAIL AND SUPERIMPOSE PLAN

DRG. NO : - SD-09B

Yamuna Expressway Industrial Development Authority
APPROVED
Vide Letter No. 3/AP 26/ 79927 Date 07/02/19
Valid Upto Date 03/09/2023
Sr. Manager (Planning)
Drawing Checked & Verified by
Manager (Planning)

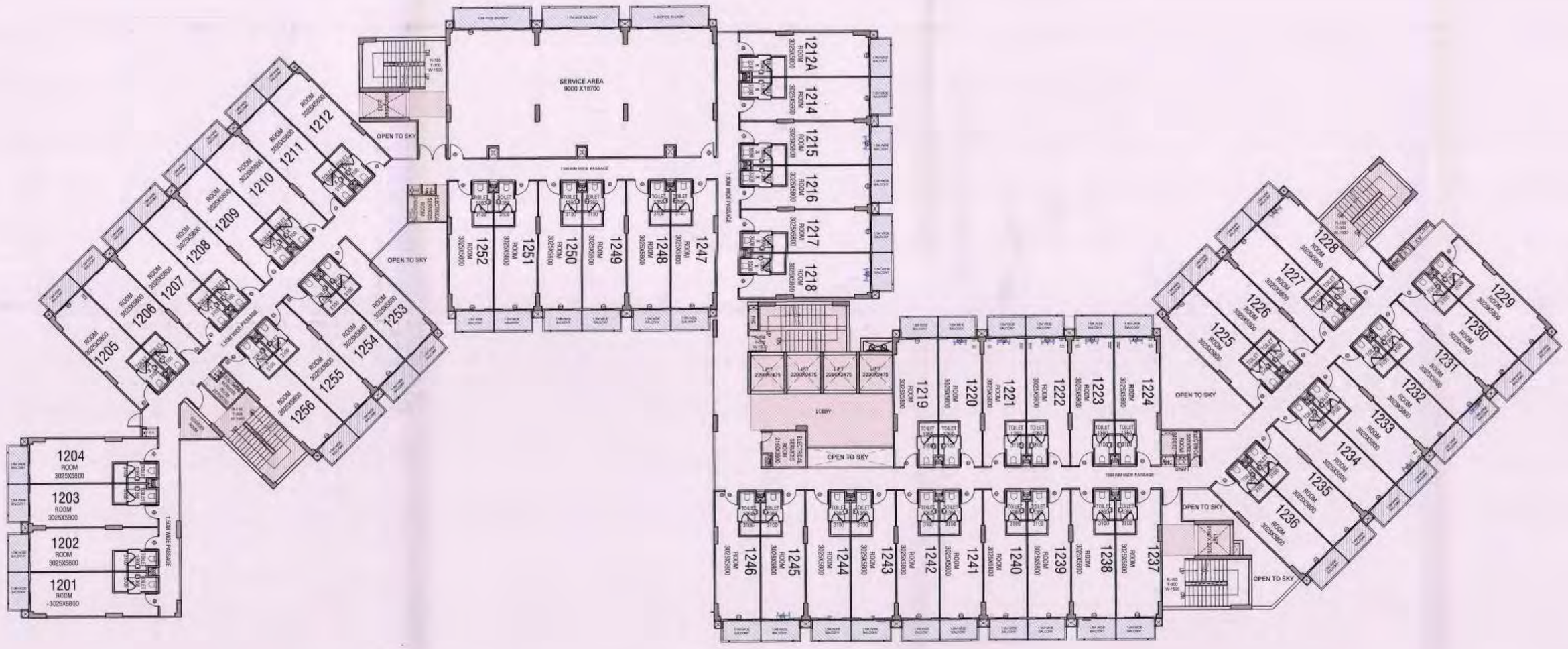

12th FLOOR PLAN

A 10	TWELTH FLOOR AREA DETAIL							15% PRESCRIBED FAR		
TOTAL AREA			108.016	X	42.928	=	4636.91			
LESS AREA:-										
1	31	X	5.300	X	0.550	=	90.37			
2	0.5	X	19.382	X	19.395	=	187.96			
3	1	X	23.957	X	2.788	=	66.79			
4	1	X	18.423	X	1.000	=	18.42			
5	1	X	6.230	X	1.158	=	7.21			
6	1	X	11.250	X	0.850	=	9.56			
7	1	X	2.073	X	2.188	=	4.54			
8	1	X	0.725	X	1.542	=	1.12			
8a	1	X	2.200	X	0.550	=	1.21			
9	1	X	19.464	X	21.934	=	426.92			
10	1	X	29.467	X	1.000	=	29.47			
11	1	X	75.445	X	1.000	=	75.45			
12	1	X	28.216	X	9.944	=	280.58			
13	0.5	X	12.454	X	12.446	=	77.50			
14	1	X	4.900	X	1.800	=	8.82			
15	1	X	0.700	X	0.800	=	0.56			
16	0.5	X	17.748	X	17.749	=	157.50			
17	1	X	21.622	X	2.789	=	60.30			
18	1	X	16.208	X	1.000	=	16.21			
19	1	X	6.298	X	1.150	=	7.24			
20	1	X	18.942	X	21.928	=	415.36			
21	1	X	61.909	X	1.000	=	61.91			
22	1	X	25.373	X	1.000	=	25.37			
23	1	X	3.058	X	3.488	=	10.67			
24	0.5	X	3.492	X	3.488	=	6.09			
25	1	X	18.596	X	10.010	=	186.15			
26	1	X	11.258	X	1.025	=	11.54			
27	1	X	8.489	X	1.820	=	15.45			
28	1	X	33.300	X	1.000	=	33.30			
29	1	X	3.300	X	5.970	=	19.70	FIRE STAIRCASE	=	19.70
30	1	X	3.140	X	1.800	=	5.65	LIFT	=	5.65
31	1	X	2.630	X	1.800	=	4.73	LIFT LOBBY	=	4.73
32	1	X	6.700	X	3.300	=	22.11	FIRE STAIRCASE	=	22.11
33	4	X	2.290	X	2.475	=	22.67	LIFT	=	22.67
34a	1	X	9.760	X	2.472	=	24.13	LIFT LOBBY-a	=	24.13
34b	1	X	5.900	X	1.148	=	6.77	LIFT LOBBY-b		6.77
35	1	X	5.900	X	1.452	=	8.57	CUT-OUT		
36	1	X	2.275	X	2.190	=	4.98	LIFT	=	4.98
37	1	X	2.950	X	2.190	=	6.46	LIFT LOBBY	=	6.46
38	1	X	3.300	X	5.970	=	19.70	FIRE STAIRCASE	=	19.70
S	20	X	0.450	X	0.500	=	4.50	SERVICES	=	4.50
S1	21	X	0.700	X	0.500	=	7.35	SERVICES	=	7.35
S2	27	X	0.700	X	0.600	=	11.34	SERVICES	=	11.34
S3	1	X	1.065	X	0.600	=	0.64	SERVICES	=	0.64
S4	1	X	4.284	X	1.000	=	4.28	SERVICES	=	4.28
S5	1	X	2.500	X	1.750	=	4.38	SERVICES	=	4.38
S6	1	X	2.750	X	2.600	=	7.15	SERVICES	=	7.15
S7	1	X	3.000	X	2.500	=	7.50	SERVICES	=	7.50
S8	1	X	2.750	X	2.500	=	6.88	SERVICES	=	6.88
S9	1	X	4.000	X	0.700	=	2.80	SERVICES	=	2.80
S10	1	X	2.000	X	0.792	=	1.58	SERVICES	=	1.58
S11	1	X	0.450	X	0.850	=	0.38	SERVICES	=	0.38
					TOTAL	=	2497.83	TOTAL	=	195.69
TOTAL FLOOR FAR = TOTAL AREA (-) LESS AREA										
			4636.91	-	2497.83	=	2139.09			

S.NO.	LEGEND	WIDTH	LINTEL	SILL	HEIGHT
1.	D	700	2250	---	2250
2.	D1	750	2250	---	2250
2.	D2	1000	2250	---	2250
3.	D3	750	2250	---	2250
4.	DW1	1610/AS SITE	2250	---	2250
5	D4	900	2250	---	2250
6	D5	700	2250	150	2100

LEGEND	
	NON FAR PARKING AREA
	15% PRESCRIBED F.A.R AREA

CLIENT :-
GAURSONS REALTECH PRIVATE LIMITED
GAUR BIZ PARK PLOT NO.-1, ABHAY KHAND - II, INDIRAPURAM, GHAZIABAD

PROJECT :-
PROJECT MASTER PLAN COMMERCIAL AT PLOT NO.- MPC-01, GAUR YAMUNA CITY, (POCKET-3),MIRZAPUR SITE (LFD-3), SECTOR-19, YEIDA, GREATER NOIDA, U.P

SUBMISSION DRAWING

SCALE :- 1 : 200

TITLE :- **12th FLOOR PLAN**
FLOOR PLAN

OWNER'S SIGN
For Gaurs...

ARCHITECT SIGN
AR. ATEESH AGARWAL
B.ARCH, DIP.HUDC, MCHT (LONDON)
F.I.I.V-CA/12-4137
M.C.A.-2002/31312

12th FLOOR PLAN
FLOOR PLAN

DRG. NO :- SD-10A

Yamuna Expressway Industrial Development Authority
APPROVED
Vide Letter No. YEIDA/BP-36/2019-20 Date 02/12/19
Valid Upto Date 09/07/2023
Sr. Manager (Planning) | Gen. Manager (Plng. & Hous.)
Drawing Checked & Verified by
Manager (Planning)

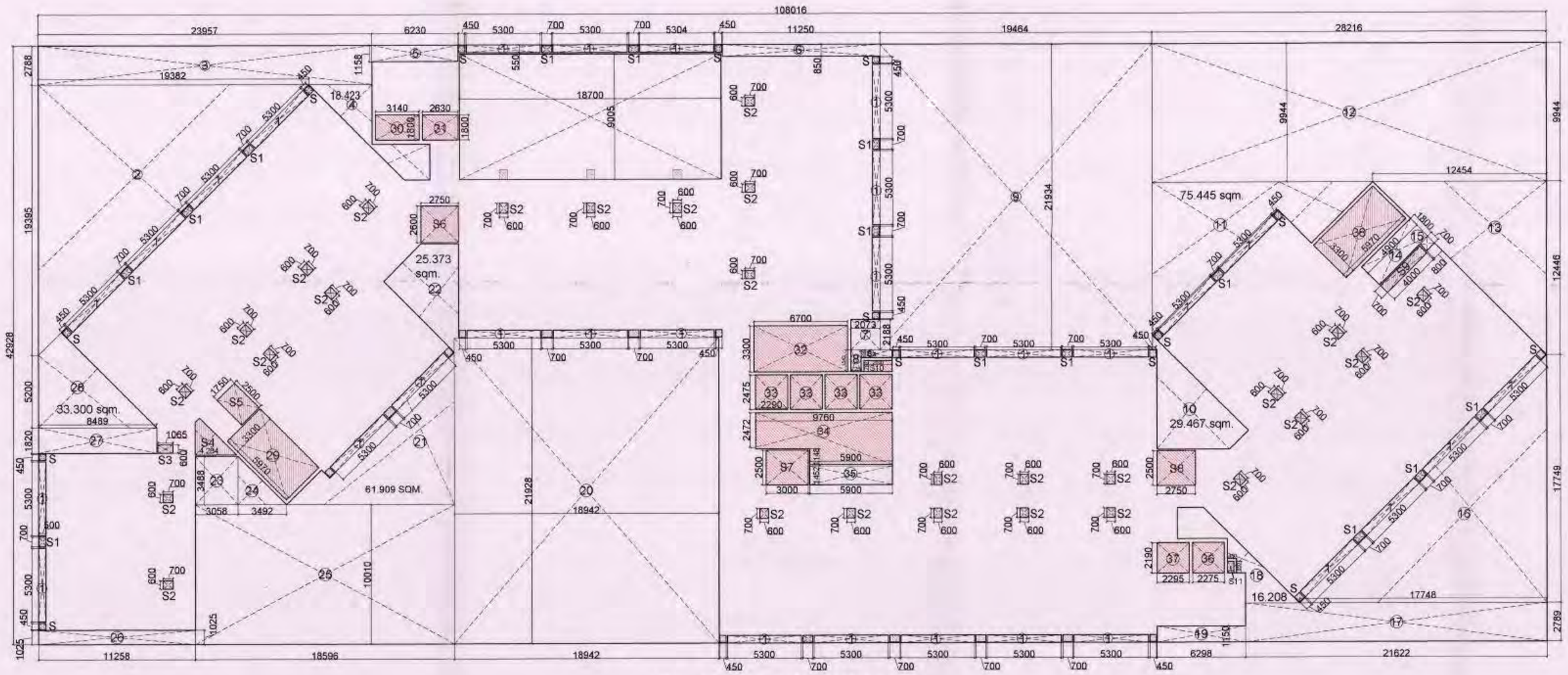

12th FLOOR AREA DETAIL

LEGEND	
	NON FAR PARKING AREA
	15% PRESCRIBED F.A.R AREA

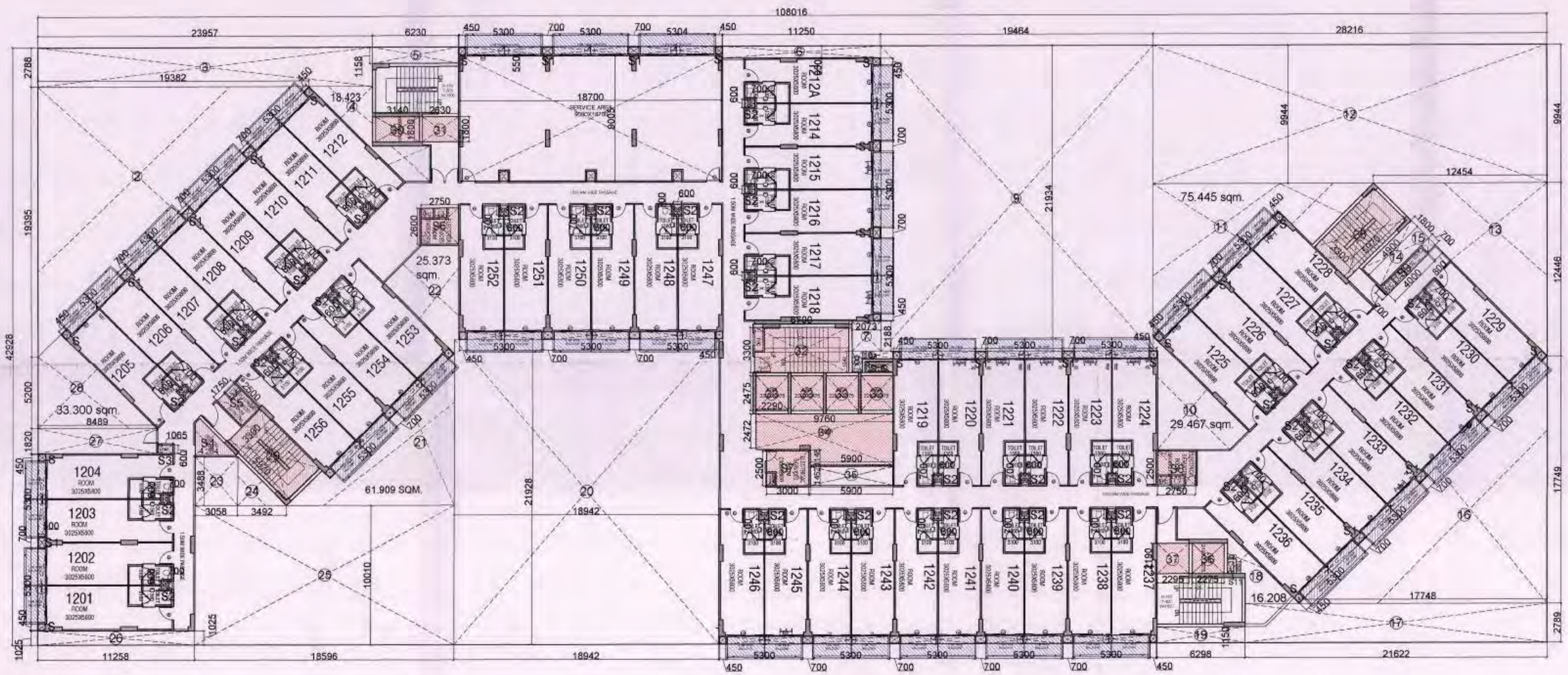

SUPERIMPOSED PLAN

CLIENT : -
GAURSONS REALTECH PRIVATE LIMITED
GAUR BIZ PARK PLOT NO.-1, ABHAY KHAND - II, INDIRAPURAM, GHAZIABAD

PROJECT : -
PROJECT MASTER PLAN COMMERCIAL AT PLOT NO - MPC-01, GAUR YAMUNA CITY, (POCKET-3),MIRZAPUR SITE (LFD-3), SECTOR-19, YEIDA, GREATER NOIDA, U.P

SUBMISSION DRAWING

SCALE : - 1 : 200

TITLE : - **12th FLOOR PLAN**
AREA DETAIL & SUPERIMPOSE

OWNER'S SIGN	ARCHITECT SIGN
For Gaursons Realtech Pvt. Ltd. Authorised Signatory	AR. ATEESH AGARWAL

12th FLOOR PLAN
AREA DETAIL & SUPERIMPOSE

DRG. NO : - SD-10B

Yamuna Expressway Industrial Development Authority
APPROVED
Vide Letter No. U(A)/Ch-2/BP-96/2023(Solar)/02/03
Valid Upto Date 09/04/2023
Sr. Manager (Planning)
Drawing Checked & Verified by
Manager (Planning)

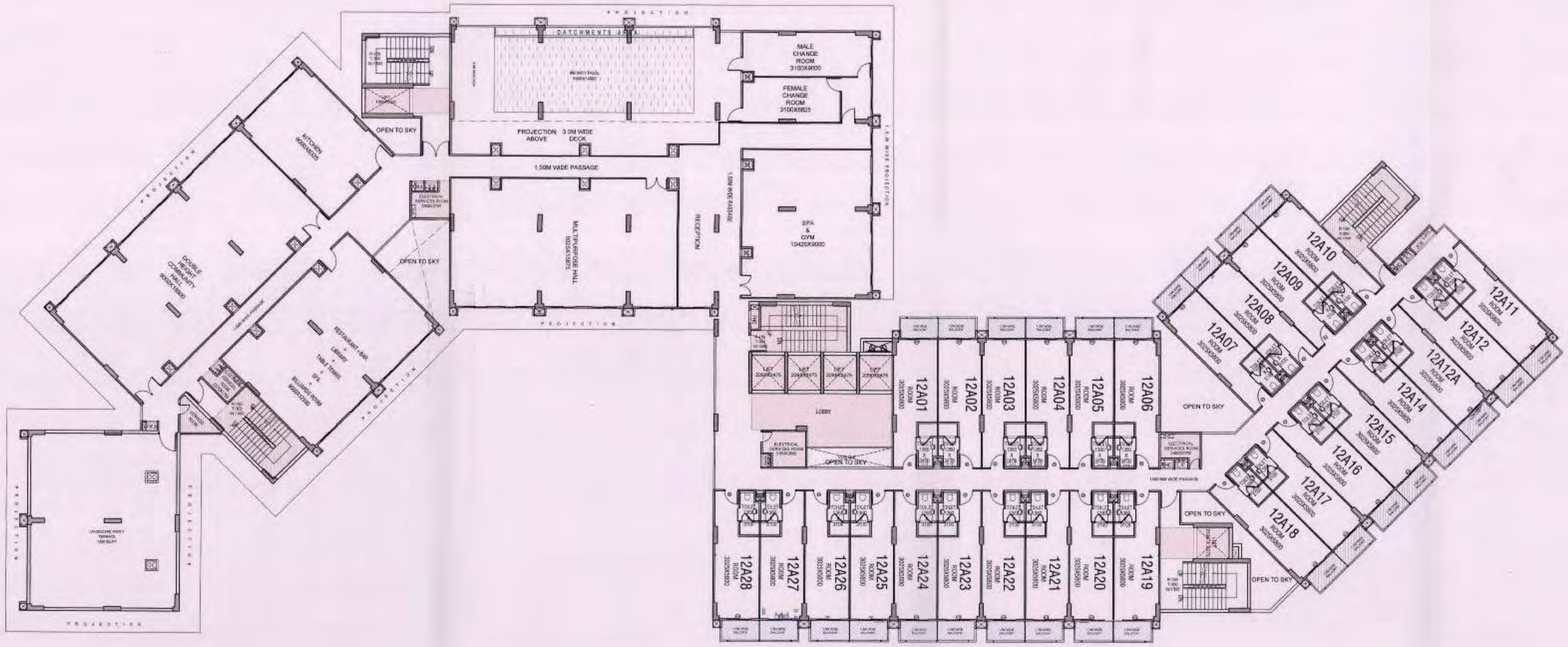

12th-A FLOOR PLAN

A11	TWELTH-A FLOOR AREA DETAIL						
TOTAL AREA			108.016	X	42.928	=	4636.91
LESS AREA:-							
1	31	X	5.300	X	0.550	=	90.37
2	0.5	X	19.382	X	19.395	=	187.96
3	1	X	23.957	X	2.788	=	66.79
4	1	X	18.423	X	1.000	=	18.42
5	1	X	6.230	X	1.158	=	7.21
6	1	X	11.250	X	0.850	=	9.56
7	1	X	2.073	X	2.188	=	4.54
8	1	X	0.725	X	1.542	=	1.12
8a	1	X	2.200	X	0.550	=	1.21
9	1	X	19.464	X	21.934	=	426.92
10	1	X	29.467	X	1.000	=	29.47
11	1	X	75.445	X	1.000	=	75.45
12	1	X	28.216	X	9.944	=	280.58
13	0.5	X	12.454	X	12.446	=	77.50
14	1	X	4.900	X	1.800	=	8.82
15	1	X	0.700	X	0.800	=	0.56
16	0.5	X	17.748	X	17.749	=	157.50
17	1	X	21.622	X	2.789	=	60.30
18	1	X	16.208	X	1.000	=	16.21
19	1	X	6.298	X	1.150	=	7.24
20	1	X	18.942	X	21.928	=	415.36
21	1	X	61.909	X	1.000	=	61.91
22	1	X	25.373	X	1.000	=	25.37
23	1	X	3.058	X	3.488	=	10.67
24	0.5	X	3.492	X	3.488	=	6.09
25	1	X	18.596	X	10.010	=	186.15
26	1	X	11.258	X	1.025	=	11.54
27	1	X	8.489	X	1.820	=	15.45
28	1	X	33.300	X	1.000	=	33.30
29	1	X	3.300	X	5.970	=	19.70
30	1	X	3.140	X	1.800	=	5.65
31	1	X	2.630	X	1.800	=	4.73
32	1	X	6.700	X	3.300	=	22.11
33	4	X	2.290	X	2.475	=	22.67
34a	1	X	9.760	X	2.472	=	24.13
34b	1	X	5.900	X	1.148	=	6.77
35	1	X	5.900	X	2.500	=	14.75
36	1	X	2.275	X	2.190	=	4.98
37	1	X	2.950	X	2.190	=	6.46
38	1	X	3.300	X	5.970	=	19.70
39	1	X	14.000	X	6.000	=	84.00
S	20	X	0.450	X	0.500	=	4.50
S1	21	X	0.700	X	0.500	=	7.35
S2	30	X	0.700	X	0.600	=	12.60
S3	1	X	1.065	X	0.600	=	0.64
S4	1	X	4.284	X	1.000	=	4.28
S5	1	X	2.500	X	1.750	=	4.38
S6	1	X	2.750	X	2.600	=	7.15
S7	1	X	3.000	X	2.500	=	7.50
S8	1	X	2.750	X	2.500	=	6.88
S10	1	X	2.000	X	0.792	=	1.58
S11	1	X	0.450	X	0.850	=	0.38
					TOTAL	=	2586.47
TOTAL FLOOR FAR = TOTAL AREA (-) LESS AREA							
			4636.91	-	2586.47	=	2050.44

15% PRESCRIBED FAR		
FIRE STAIRCASE	=	19.70
LIFT	=	5.65
LIFT LOBBY	=	4.73
FIRE STAIRCASE	=	22.11
LIFT	=	22.67
LIFT LOBBY-a	=	24.13
LIFT LOBBY-b		6.77
CUT-OUT		
LIFT	=	4.98
LIFT LOBBY	=	6.46
FIRE STAIRCASE	=	19.70
SERVICES	=	4.50
SERVICES	=	7.35
SERVICES	=	12.60
SERVICES	=	0.64
SERVICES	=	4.28
SERVICES	=	4.38
SERVICES	=	7.15
SERVICES	=	7.50
SERVICES	=	6.88
SERVICES	=	1.58
SERVICES	=	0.38
TOTAL	=	194.15

S.NO.	LEGEND	WIDTH	LINTEL	SILL	HEIGHT
1.	D	700	2250	---	2250
2.	D1	750	2250	---	2250
2.	D2	1000	2250	---	2250
3.	D3	750	2250	---	2250
4.	DW1	1610/AS SITE	2250	---	2250
5	D4	900	2250	---	2250
6	D5	700	2250	150	2100

LEGEND	
	NON FAR PARKING AREA
	15% PRESCRIBED F.A.R AREA

CLIENT :-
GAURSONS REALTECH PRIVATE LIMITED
GAUR BIZ PARK PLOT NO.-1, ABHAY KHAND - II, INDIRAPURAM, GHAZIABAD

PROJECT :-
PROJECT MASTER PLAN COMMERCIAL AT PLOT NO.- MPC-01, GAUR YAMUNA CITY, (POCKET-3),MIRZAPUR SITE (LFD-3), SECTOR-19, YEIDA, GREATER NOIDA, U.P

SUBMISSION DRAWING

SCALE :- 1 : 200

TITLE :- **12th-A FLOOR PLAN**
FLOOR PLAN

OWNER'S SIGN
For Gaursons Realtech Pvt. Ltd.
Director

ARCHITECT SIGN
AR. ATEESH AGARWAL
B.ARCH, DIP. PROJ. MGMT (LONDON)
E.I.A.A.-CAP/1-A-1379
M.C.A.-2203/2242

12th-A FLOOR PLAN
FLOOR PLAN

DRG. NO :- SD-11A

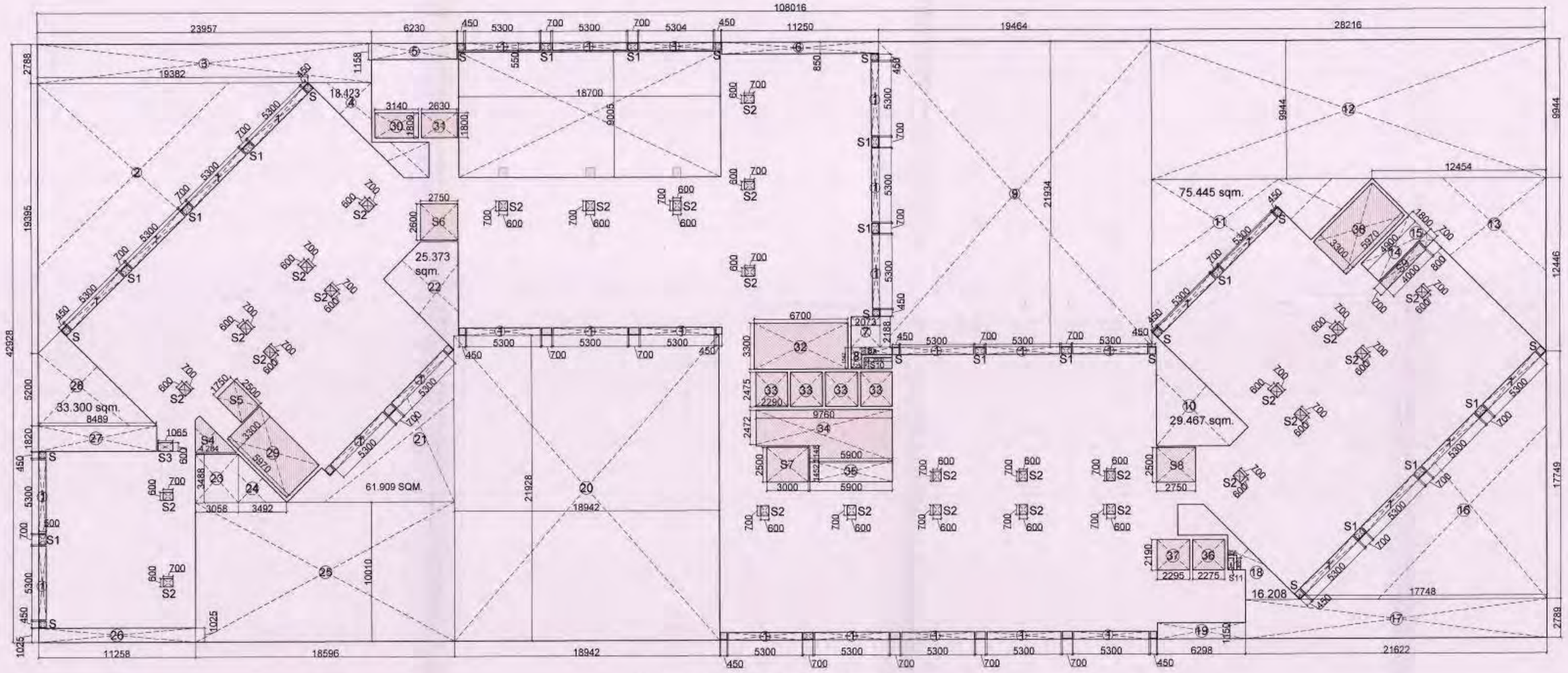

12th-A FLOOR AREA DETAIL

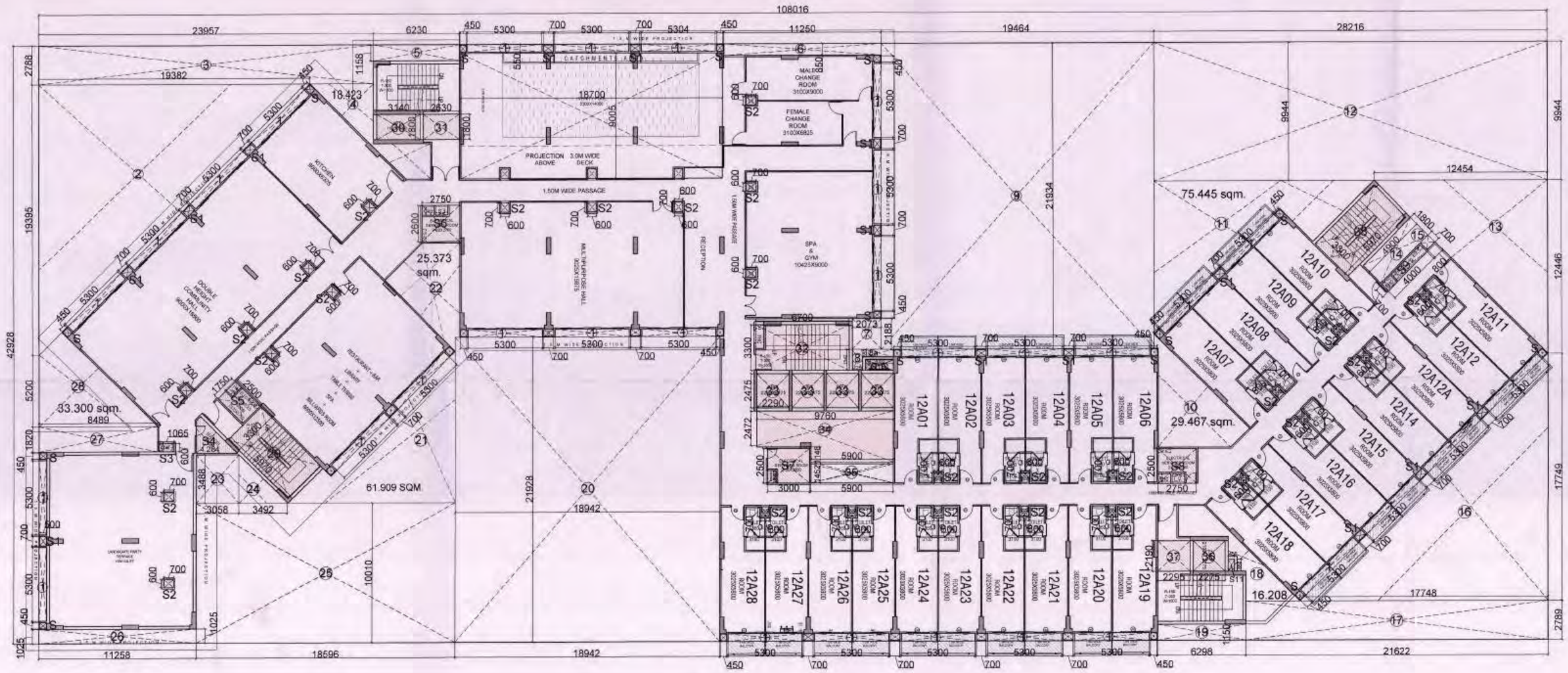

SUPERIMPOSED PLAN

Yamuna Expressway Industrial Development Authority
APPROVED
Vide Letter No. 1591/Pa/D.P.C./2022-23 Date 23/02/23
Valid Upto Date 09/04/2023
Sr. Manager (Planning)
Gen. Manager (Plng. & Arch.)
Drawing Checked & Verified by
Manager (Planning)

LEGEND	
	NON FAR PARKING AREA
	15% PRESCRIBED F.A.R AREA

CLIENT : -
GAURSONS REALTECH PRIVATE LIMITED
GAUR BIZ PARK PLOT NO.-1, ABHAY KHAND - II,
INDIRAPURAM, GHAZIABAD

PROJECT : -
PROJECT MASTER PLAN COMMERCIAL AT PLOT NO.- MPC-01, GAUR YAMUNA CITY, (POCKET-3),MIRZAPUR SITE (LFD-3), SECTOR-19, YEIDA, GREATER NOIDA, U.P

SUBMISSION DRAWING

SCALE : - 1 : 200

TITLE : - **12th-A FLOOR PLAN**
AREA DETAIL & SUPERIMPOSE

OWNER'S SIGN
For Gaursons Realtech Pvt. Ltd.

ARCHITECT SIGN
AR. ATEESH AGARWAL
B.ARCH, INDIAN INSTT. ARCHITECT (COMEDK)
F-1-T-CATALA-1878
M-C-A-T0882888

12th-A FLOOR PLAN
AREA DETAIL & SUPERIMPOSE

DRG. NO : - SD-11B

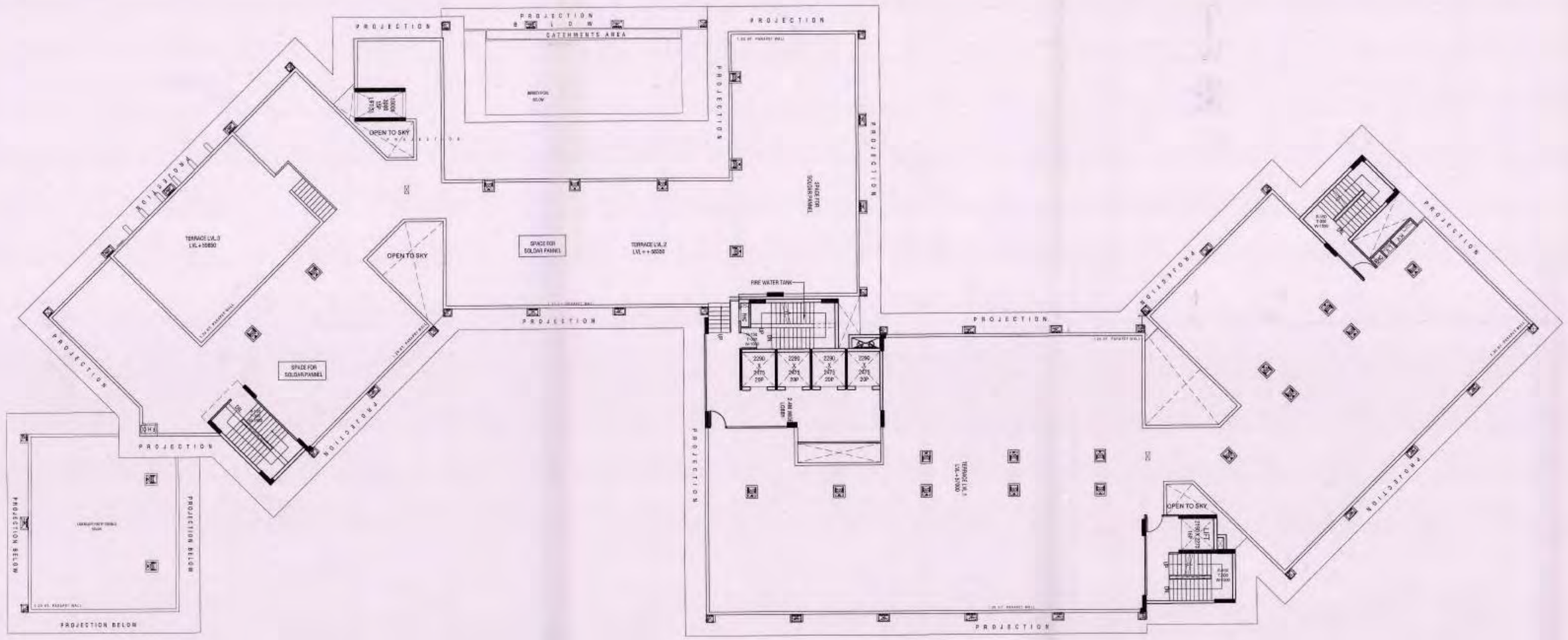

TERRACE FLOOR PLAN



Yamuna Expressway Industrial Development Authority
APPROVED
Vide Letter No. 96/29424 Date 27/02/09
Validity Upto Date 27/04/2023
Sr. Manager (Planning)
Drawing Checked & Verified by
Manager (Planning)

MUMTY, WATER TANK & MACHINE ROOM AREA DETAIL

A 11	ROOF TOP AREA DETAIL		
1	TOTAL ROOF TOP AREA (Service Apartment)	=	5006.96

A 14	15% PRES. AREA RAMP LIFT LOBBY & STAIRCASE AREA DETAIL					
1	MUMTY-1	6.230	X	3.530	=	21.99
2	MUMTY-2	7.030	X	3.530	=	24.82
3	MUMTY-3	5.030	X	2.790	=	14.03
4	MUMTY-4	3.830	X	6.330	=	24.24
5	MUMTY-5	3.760	X	6.200	=	23.31
6	WATER TANK-1	6.230	X	3.530	=	21.99
7	WATER TANK-2	7.030	X	3.530	=	24.82
8	WATER TANK-3	5.030	X	2.790	=	14.03
9	MACHINE ROOM-1	6.230	X	2.400	=	14.95
10	MACHINE ROOM-2	9.960	X	5.605	=	55.83
11	MACHINE ROOM-3	6.300	X	3.500	=	22.05
				TOTAL	=	262.07

S.NO.	LEGEND	WIDTH	LINTEL	SILL	HEIGHT
1.	D	700	2250	---	2250
2.	D1	750	2250	---	2250
2.	D2	1000	2250	---	2250
3.	D3	750	2250	---	2250
4.	DW1	1610/AS SITE	2250	---	2250
5	D4	900	2250	---	2250
6	D5	700	2250	150	2100

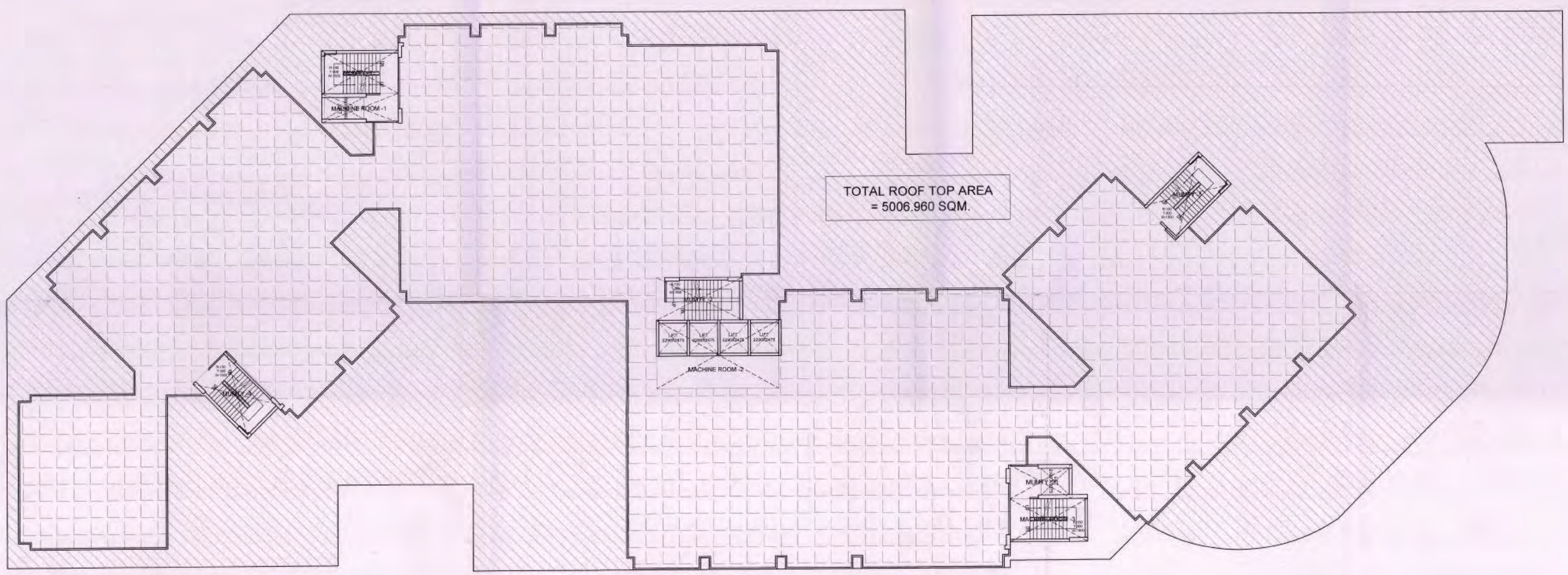

TERRACE / ROOF TOP PLAN

CLIENT : -
GAURSONS REALTECH PRIVATE LIMITED
GAUR BIZ PARK PLOT NO.-1, ABHAY KHAND - II, INDIRAPURAM, GHAZIABAD

PROJECT : -
PROJECT MASTER PLAN COMMERCIAL AT PLOT NO.- MPC-01, GAUR YAMUNA CITY, (POCKET-3),MIRZAPUR SITE (LFD-3), SECTOR-19, YEIDA, GREATER NOIDA, U.P

SUBMISSION DRAWING

SCALE : - 1 : 200

TITLE : - **TERRACE PLAN & ROOF TOP AREA DETAILS**

OWNER'S SIGN

For Gaursons Realtech Pvt. Ltd.
Authorised Signatory

ARCHITECT SIGN

AR. ATEESH AGARWAL
B.ARCH.(R.G.P.V.)(M.U.) (1989)
E.I.A.Y-CA/1-A-1379
M.C.A.-2005/31883

TERRACE PLAN

DRG. NO : - SD-12

Yamuna Expressway Industrial Development Authority
Vide Letter No. YIDA/1086/2024-25 Date 02/12/19
APPROVED
Valid Upto Date 09/04/2022
Sr. Manager (Planning)
Gen. Manager (Plng. & Arch.)
Drawing Checked & Verified by
Manager (Planning)

ELEVATION

SECTION AT - SI

SECTION

CLIENT : -
GAURSONS REALTECH PRIVATE LIMITED
GAUR BIZ PARK PLOT NO -1, ABHAY KHAND - II,
INDIRAPURAM, GHAZIABAD

PROJECT : -
PROJECT MASTER PLAN COMMERCIAL AT PLOT NO.- MPC-01, GAUR YAMUNA CITY, (POCKET-3),MIRZAPUR SITE (LFD-3), SECTOR-19, YEIDA, GREATER NOIDA, U.P

SUBMISSION DRAWING

SCALE : - 1 : 300

TITLE : - **SECTION & ELEVATION**

OWNER'S SIGN	ARCHITECT SIGN
For Gaursons Realtech Pvt. Ltd. Authorised Signatory	AR. ATEESH AGARWAL B.ARCH, BTU, PUNE, MUMBAI (LONDON) F.I.I.V.-CATTI-A-1879 M.C.A.-2893/31212

SERVICE APARTMENT
SECTION & ELEVATION

DRG. NO : - SD-13