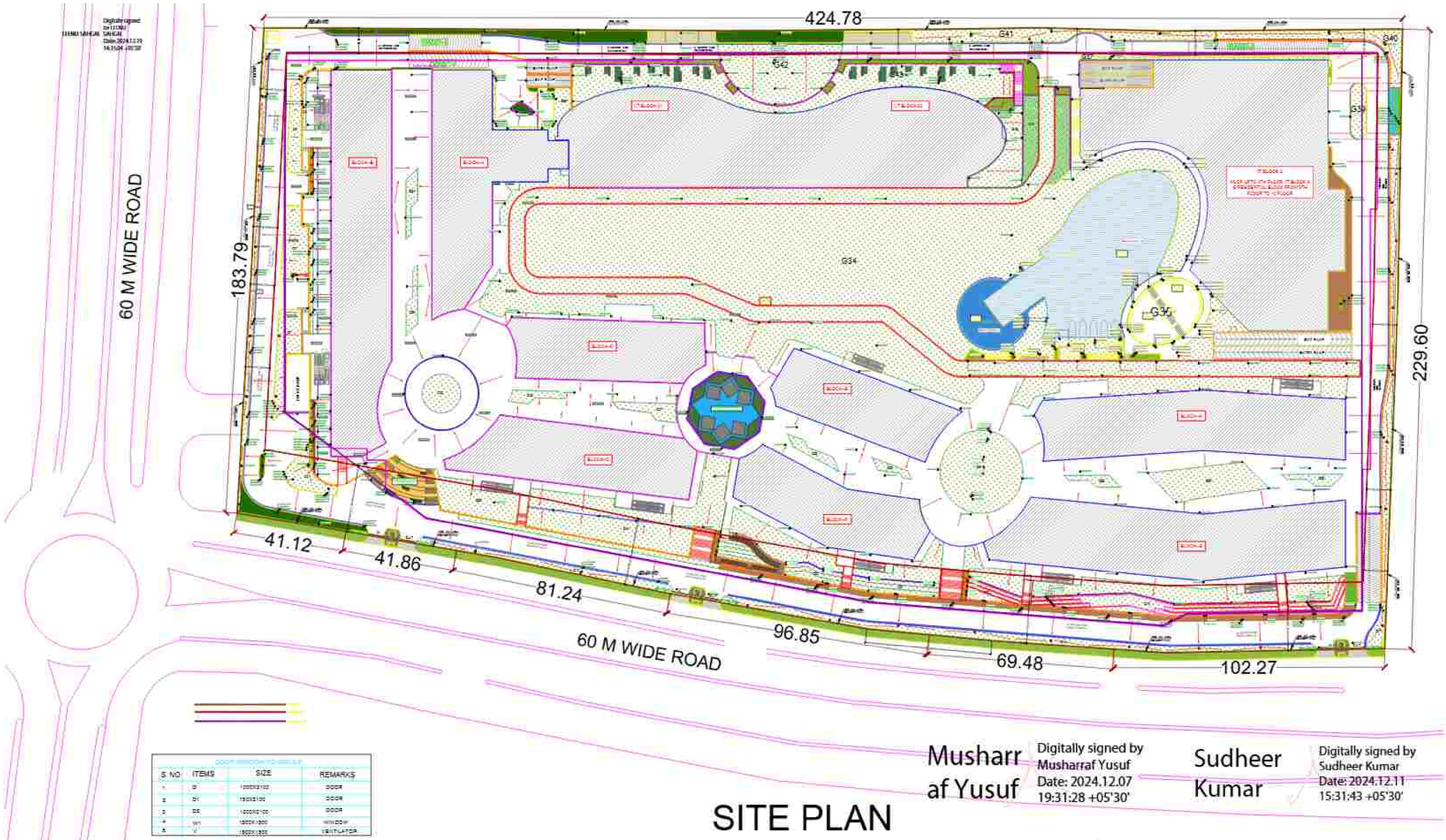

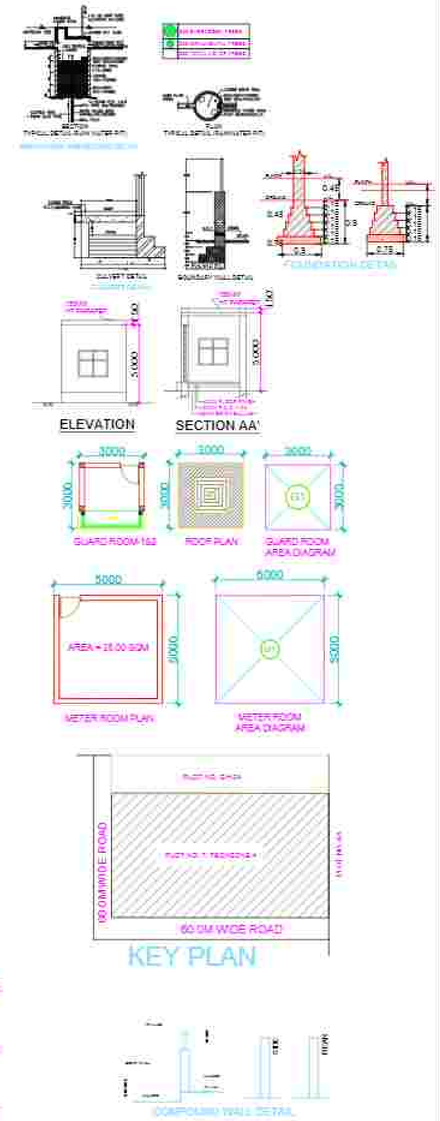

Musharraf Yusuf — Digitally signed by Musharraf Yusuf Date: 2024.12.07 19:31:28 +05'30'

Sudheer Kumar — Digitally signed by Sudheer Kumar Date: 2024.12.11 15:31:43 +05'30'

SITE PLAN

PLOT AREA	91308.000	GROUND COVERAGE @ 35%		31957.800	PERMISSIBLE GREEN AREA	29932.538	REQUIRED TREES		599
PERMISSIBLE FAR AREA	191746.800	PROPOSED GROUND COVERAGE		31442.925	PROPOSED GREEN AREA	30011.624	PROPOSED TREES		680
PROPOSED FAR AREA	191737.998	OPEN AREA (PLOT AREA-GROUND COVERAGE)		59865.075	REQUIRED PARKING	3798			
BUILT-UP AREA	322858.377	BASEMENT AREA		78478.460	PROPOSED PARKING	3828			
F.A.R. @ 2.1	IT/ITES @ 75%		COMMERCIAL @ 10%		INSTITUTIONAL FACILITY @ 12.43%		RESIDENTIAL @ 2.57%		BASEMENT
	F.A.R. AREA	SERVICE AREA	F.A.R. AREA	SERVICE AREA	F.A.R. AREA	SERVICE AREA	F.A.R. AREA	SERVICE AREA	SERVICE AREA
PERMISSIBLE AREA	143810.100	21571.515	19174.680	2876.202	23843.715	3576.557	4937.480	740.622	0.000
PROPOSED AREA	143800.369	17626.598	19158.375	1712.597	23838.866	1651.600	4940.388	855.155	3448.219
REQUIRED PARKING	E.C.S. @ 50	2876	E.C.S. @ 50	383	E.C.S. @ 100	477	E.C.S. @ 100	62	3798
PROPOSED TREES	EVERGREEN	355	SEASONAL	383	TOTAL NO. OF TREES		738.1675		

SUBMISSION

PROJECT:
PROPOSED INSTITUTIONAL BUILDING AT SECTOR TECH ZONE-4, PLOT-7, GREATER NOIDA
M/S A.L. SOFTWEB PVT.LTD.

DRAWING TITLE:
SITE PLAN

AMISH BHUTANI — Digitally signed by AMISH BHUTANI Date: 2024.11.14 15:13:31 +05'30'
ROHIT SAINI — Digitally signed by ROHIT SAINI Date: 2024.11.18 11:02:40 +05'30'

OWNER'S SIGN | ARCHITECT'S SIGN

ARCHITECT: ACPL Design LLP

NORTH

SCALE	DEALT BY	DATE
1:500		18/11/2024
DESIGN BY	CHECKED BY	DRG. No. SD/1089-01

AREA DETAIL

FLOORS	IT TOWER				COMMERCIAL BLOCK				IT/ITES (MISC.)			IT-2 & SERVICE APPARTMENT BLOCK									BASEMENT AREA		COMBINED TOTAL AREA			
	F.A.R. AREA		SERVICE AREA	NON F.A.R. AREA	COMMERCIAL		INSTITUTIONAL FACILITY		G. ROOM	M. ROOM	EX. STAIRCASES	INSTITUTIONAL FACILITY		IT/ITES		RESIDENTIAL		COMMERCIAL	NON FAR AREA							
	IT/ITES	INSTITUTIONAL FACILITY			F.A.R. AREA	SERVICE AREA	F.A.R. AREA	SERVICE AREA	IT/ITES SERVICE AREA	IT/ITES F.A.R. AREA	INSTITUTIONAL FACILTY F.A.R. AREA	F.A.R. AREA	SERVICE AREA	F.A.R. AREA	SERVICE AREA	F.A.R. AREA	SERVICE AREA	F.A.R. AREA	SERVICE AREA	NON F.A.R. AREA	SERVICE AREA	NON F.A.R. AREA	F.A.R. AREA	15% ADD. FAR	NON F.A.R. AREA	BUILT-UP AREA
BASEMENT-2 FLOOR	0.000	0.000	0.000	0.000	0.000	0.000	0.000	0.000	0.000	0.000	0.000	0.000	0.000	0.000	0.000	0.000	0.000	0.000	0.000	0.000	3448.219	75030.241	0.000	3448.219	75030.241	78478.460
BASEMENT-1 FLOOR	2902.831	2051.529	414.119	0.000	10433.714	478.943	8021.807	327.849	18.000	25.000	77.000	552.804	0.000	3975.816	523.270	0.000	0.000	1411.838	0.000	0.000			28852.339	1762.181	0.000	30614.520
GROUND FLOOR	1695.035	1929.489	382.515	1063.557	2974.010	236.340	9941.455	747.924				0.000	0.000	1966.401	284.284	0.000	0.000		0.000	1294.513			18506.390	1651.063	2358.070	22515.523
1st FLOOR	4050.776	0.000	382.515	0.000	3838.242	397.724	1264.782	361.465				0.000	0.000	0.000	0.000	0.000	0.000		309.220	5718.354			9153.800	1450.924	5718.354	16323.078
2nd FLOOR	4737.206	0.000	382.529	0.000	500.571	188.778	0.000	0.000				0.000	0.000	0.000	0.000	0.000	0.000		309.220	5718.354			5237.777	880.527	5718.354	11836.658
3rd FLOOR	3810.463	0.000	382.529	0.000								0.000	0.000	0.000	0.000	0.000	0.000		309.220	5718.354			3810.463	691.749	5718.354	10220.566
4th FLOOR	3810.463	0.000	382.529	0.000								0.000	0.000	0.000	0.000	0.000	0.000		0.000	6027.573			3810.463	382.529	6027.573	10220.565
5th REFUGE FLOOR	3581.538	0.000	611.904	0.000								0.000	0.000	2472.907	192.866	829.516	112.134		0.000	0.000			6883.961	916.904	0.000	7800.865
6th FLOOR	3810.463	0.000	382.529	0.000								0.000	0.000	2470.351	357.850	835.763	112.134		0.000	0.000			7116.577	852.513	0.000	7969.090
7th FLOOR	3810.463	0.000	382.529	0.000								0.000	0.000	2472.907	192.866	829.516	112.134		0.000	0.000			7112.886	687.529	0.000	7800.415
8th FLOOR	3810.463	0.000	382.529	0.000								0.000	0.000	2472.907	192.866	829.516	112.134		0.000	0.000			7112.886	687.529	0.000	7800.415
9th REFUGE FLOOR	3581.538	0.000	611.904	0.000								0.000	0.000	2470.351	357.850	835.763	112.134		0.000	0.000			6887.652	1081.888	0.000	7969.540
10th FLOOR	3810.463	0.000	382.529	0.000								0.000	0.000	1622.907	192.866	780.314	112.134						6213.684	687.529	0.000	6901.213
11th FLOOR	3810.463	0.000	382.529	0.000																			3810.463	382.529	0.000	4192.992
12th FLOOR	3810.463	0.000	382.529	0.000																			3810.463	382.529	0.000	4192.992
13th REFUGE FLOOR	3581.538	0.000	611.904	0.000																			3581.538	611.904	0.000	4193.442
14th FLOOR	3810.463	0.000	382.529	0.000																			3810.463	382.529	0.000	4192.992
15th FLOOR	3810.463	0.000	382.529	0.000																			3810.463	382.529	0.000	4192.992
16th FLOOR	3810.463	0.000	382.529	0.000																			3810.463	382.529	0.000	4192.992
17th REFUGE FLOOR	3581.538	0.000	611.904	0.000																			3581.538	611.904	0.000	4193.442
18th SERVICE FLOOR	0.000	0.000	0.000	4327.604																			0.000	0.000	4327.604	4327.604
19th FLOOR	3810.463	0.000	382.529	0.000																			3810.463	382.529	0.000	4192.992
20th FLOOR	3810.463	0.000	382.529	0.000																			3810.463	382.529	0.000	4192.992
21st FLOOR	3810.463	0.000	382.529	0.000																			3810.463	382.529	0.000	4192.992
22nd REFUGE FLOOR	3581.538	0.000	611.904	0.000																			3581.538	611.904	0.000	4193.442
23rd FLOOR	3810.463	0.000	382.529	0.000																			3810.463	382.529	0.000	4192.992
24th FLOOR	3810.463	0.000	382.529	0.000																			3810.463	382.529	0.000	4192.992
25th FLOOR	3810.463	0.000	382.529	0.000																			3810.463	382.529	0.000	4192.992
26th REFUGE FLOOR	3581.088	0.000	611.904	0.000																			3581.088	611.904	0.000	4192.992
27th FLOOR	5409.659	0.000	382.529	0.000																			5409.659	382.529	0.000	5792.188
28th FLOOR	5409.659	0.000	382.529	0.000																			5409.659	382.529	0.000	5792.188
29th FLOOR	3747.912	0.000	382.529	0.000																			3747.912	382.529	0.000	4130.441
30th REFUGE FLOOR	3453.577	0.000	611.904	0.000																			3453.577	611.904	0.000	4065.481
31st FLOOR	1866.687	0.000	191.264	0.000																			1866.687	191.264	0.000	2057.951
32nd FLOOR	1677.664	0.000	191.264	0.000																			1677.664	191.264	0.000	1868.928
33rd FLOOR	1671.212	0.000	191.264	0.000																			1671.212	191.264	0.000	1862.476
34th REFUGE FLOOR	1561.955	0.000	305.952	0.000																			1561.955	305.952	0.000	1867.907
MUMTY+MR+OHT	0.000	0.000	672.746	0.000	0.000	410.812	0.000	214.362	0.000	0.000	0.000	0.000			265.804		182.351		0.000		0.000	0.000	0.000	1746.075	0.000	1746.075
TOTAL	124450.822	3981.018	15048.076	5391.161	17746.537	1712.597	19228.044	1651.600	18.000	25.000	77.000	552.804	0.000	19324.547	2560.522	4940.388	855.155	1411.838	927.660	24477.148	3448.219	75030.241	191737.998	26221.829	104898.550	322858.377

Sudheer Kumar
Digitally signed by Sudheer Kumar
Date: 2024.12.11 15:34:25 +05'30'

Musharraf Yusuf
Digitally signed by Musharraf Yusuf
Date: 2024.12.07 19:32:35 +05'30'

LEENU SAHGAL
Digitally signed by LEENU SAHGAL
Date: 2024.12.19 15:52:08 +05'30'

SUBMISSION

PROJECT:
PROPOSED INSTITUTIONAL BUILDING AT SECTOR TECH ZONE-4, PLOT-7, GREATER NOIDA
M/S A.L. SOFTWEB PVT LTD.

DRAWING TITLE :
AREA CHART COMBINED

AMISH BHUTANI
Digitally signed by AMISH BHUTANI
Date: 2024.11.14 15:13:31 +05'30'

ROHIT SAINI
Digitally signed by ROHIT SAINI
Date: 2024.02.29 11:02:42 +05'30'

OWNER'S SIGN | ARCHITECT'S SIGN

ARCHITECT :
ACPL
ACPL Design LLP

SCALE	DEALT BY	DATE : 08.04.2019
DESIGN BY	CHECKED BY	DRG. No. SB/1089-04

FLOORS	IT BLOCK 1 & 2				
	F.A.R. AREA		SERVICE AREA	NON F.A.R. AREA	TOTAL COVERED AREA
	IT/ITES	INSTITUTIONAL FACILITY			
BASEMENT-2 FLOOR	0.000	0.000	0.000	0.000	0.000
BASEMENT-1 FLOOR	2902.831	2051.529	414.119	0.000	5368.479
GROUND FLOOR	1695.035	1929.489	382.515	1063.557	5070.596
1st FLOOR	4050.776	0.000	382.515	0.000	4433.291
2nd FLOOR	4737.206	0.000	382.529	0.000	5119.735
3rd FLOOR	3810.463	0.000	382.529	0.000	4192.992
4th FLOOR	3810.463	0.000	382.529	0.000	4192.992
5th REFUGE FLOOR	3581.538	0.000	611.904	0.000	4193.442
6th FLOOR	3810.463	0.000	382.529	0.000	4192.992
7th FLOOR	3810.463	0.000	382.529	0.000	4192.992
8th FLOOR	3810.463	0.000	382.529	0.000	4192.992
9th REFUGE FLOOR	3581.538	0.000	611.904	0.000	4193.442
10th FLOOR	3810.463	0.000	382.529	0.000	4192.992
11th FLOOR	3810.463	0.000	382.529	0.000	4192.992
12th FLOOR	3810.463	0.000	382.529	0.000	4192.992
13th REFUGE FLOOR	3581.538	0.000	611.904	0.000	4193.442
14th FLOOR	3810.463	0.000	382.529	0.000	4192.992
15th FLOOR	3810.463	0.000	382.529	0.000	4192.992
16th FLOOR	3810.463	0.000	382.529	0.000	4192.992
17th REFUGE FLOOR	3581.538	0.000	611.904	0.000	4193.442
18th SERVICE FLOOR	0.000	0.000	0.000	4327.604	4327.604
19th FLOOR	3810.463	0.000	382.529	0.000	4192.992
20th FLOOR	3810.463	0.000	382.529	0.000	4192.992
21st FLOOR	3810.463	0.000	382.529	0.000	4192.992
22nd REFUGE FLOOR	3581.538	0.000	611.904	0.000	4193.442
23rd FLOOR	3810.463	0.000	382.529	0.000	4192.992
24th FLOOR	3810.463	0.000	382.529	0.000	4192.992
25th FLOOR	3810.463	0.000	382.529	0.000	4192.992
26th REFUGE FLOOR	3581.088	0.000	611.904	0.000	4192.992
27th FLOOR	5409.659	0.000	382.529	0.000	5792.188
28th FLOOR	5409.659	0.000	382.529	0.000	5792.188
29th FLOOR	3747.912	0.000	382.529	0.000	4130.441
30th REFUGE FLOOR	3453.577	0.000	611.904	0.000	4065.481
31st FLOOR	1866.687	0.000	191.264	0.000	2057.951
32nd FLOOR	1677.664	0.000	191.264	0.000	1868.928
33rd FLOOR	1671.212	0.000	191.264	0.000	1862.476
34th REFUGE FLOOR	1561.955	0.000	305.952	0.000	1867.907
MUMTY+MR+OHT	0.000	0.000	672.746	0.000	672.746
TOTAL	124450.822	3981.018	15048.076	5391.161	148871.077

NOTE: IT BLOCK 1 & 2 ARE COMBINED AT BASEMENT 1, GROUND, FIRST FLOOR, SECOND FLOOR, 27TH FLOOR & 28TH FLOOR

FLOORS	IT/ITES (MISC.)					TOTAL COVERED AREA
	G. ROOM	M. ROOM	EX. STAIRCASES	BASEMENT AREA		
	IT/ITES SERVICE AREA	IT\ITES F.A.R. AREA	INSTITUTIONAL FACILTY F.A.R. AREA	SERVICE AREA	NON F.A.R. AREA	
BASEMENT-2 FLOOR	0.000	0.000	0.000	3448.219	75030.241	78478.460
BASEMENT-1 FLOOR	0.000	0.000	0.000			0.000
GROUND FLOOR	18.000	25.000	77.000			120.000
TOTAL	18.000	25.000	77.000	3448.219	75030.241	78598.460

FLOORS	COMBINED AREA CHART FOR BLOCK A,B,C,D,E,F,G & H								
	BLOCK-A	BLOCK-B	BLOCK-C	BLOCK-D	BLOCK-E	BLOCK-F	BLOCK-G	BLOCK-H	BRIDGE
BASEMENT-1 FLOOR	2526.895	3264.871	2027.721	1677.582	1541.508	1667.229	3278.114	2694.149	584.245
GROUND FLOOR	1929.066	2268.109	1332.052	1126.953	1022.566	1175.998	3151.220	1893.765	
1ST FLOOR	0.000	863.955	570.954	494.983	390.810	381.677	2419.381	740.454	
2ND Floor	0.000	0.000	0.000	0.000	0.000	0.000	689.348	0.000	
MUMTY+MR+OHT	227.915	0.000	0.000	0.000	0.000	0.000	182.897	214.362	
TOTAL COVERED AREA	4683.876	6396.934	3930.727	3299.518	2954.885	3224.903	9720.960	5542.729	584.245

FLOORS	MLCP UPTO 4TH FLOOR, IT BLOCK 3 & RESIDENTIAL BLOCK FROM 5TH FLOOR TO 10TH FLOOR									
	INSTITUTIONAL FACILITY		IT/ITES		RESIDENTIAL		COMMERCIAL	NON FAR AREA		TOTAL COVERED AREA
	F.A.R. AREA	SERVICE AREA	F.A.R. AREA	SERVICE AREA	F.A.R. AREA	SERVICE AREA	F.A.R. AREA	SERVICE AREA	NON F.A.R. AREA	
BASEMENT-2 FLOOR	0.000	0.000	0.000	0.000	0.000	0.000	0.000	0.000	0.000	0.000
BASEMENT-1 FLOOR	552.804	0.000	3375.816	523.270	0.000	0.000	1411.838	0.000	0.000	5863.728
GROUND FLOOR	0.000	0.000	1966.401	284.284	0.000	0.000		0.000	1294.513	3545.198
1st FLOOR	0.000	0.000	0.000	0.000	0.000	0.000		309.220	5718.354	6027.574
2nd FLOOR	0.000	0.000	0.000	0.000	0.000	0.000		309.220	5718.354	6027.574
3rd FLOOR	0.000	0.000	0.000	0.000	0.000	0.000		309.220	5718.354	6027.574
4th FLOOR	0.000	0.000	0.000	0.000	0.000	0.000		0.000	6027.573	6027.573
5th FLOOR	0.000	0.000	2472.907	192.866	829.516	112.134		0.000	0.000	3607.423
6th REFUGE FLOOR	0.000	0.000	2470.351	357.850	835.763	112.134		0.000	0.000	3776.098
7th FLOOR	0.000	0.000	2472.907	192.866	829.516	112.134		0.000	0.000	3607.423
8th FLOOR	0.000	0.000	2472.907	192.866	829.516	112.134		0.000	0.000	3607.423
9th REFUGE FLOOR	0.000	0.000	2470.351	357.850	835.763	112.134		0.000	0.000	3776.098
10th FLOOR	0.000	0.000	1622.907	192.866	780.314	112.134				2708.221
MUMTY+MR+OHT	0.000			265.804		182.351		0.000		448.155
TOTAL	552.804	0.000	19324.547	2560.522	4940.388	855.155	1411.838	927.660	24477.148	55050.062

LEGEND	BREADTH		LENGTH		NO.S		AREA (SQ.M)
G1	P.LINE AREA	X	427.900	X	1.000	=	427.900
G2	P.LINE AREA	X	174.960	X	1.000	=	174.960
G3	P.LINE AREA	X	27.240	X	1.000	=	27.240
G4	P.LINE AREA	X	23.410	X	1.000	=	23.410
G5	P.LINE AREA	X	229.950	X	1.000	=	229.950
G6	P.LINE AREA	X	53.920	X	1.000	=	53.920
G7	P.LINE AREA	X	236.350	X	1.000	=	236.350
G8	P.LINE AREA	X	33.470	X	1.000	=	33.470
G9	P.LINE AREA	X	154.270	X	1.000	=	154.270
G10	P.LINE AREA	X	14.220	X	1.000	=	14.220
G11	P.LINE AREA	X	137.090	X	1.000	=	137.090
G12	P.LINE AREA	X	241.160	X	1.000	=	241.160
G13	P.LINE AREA	X	262.260	X	1.000	=	262.260
G14	P.LINE AREA	X	531.320	X	1.000	=	531.320
G15	P.LINE AREA	X	609.400	X	1.000	=	609.400
G16	P.LINE AREA	X	18.430	X	1.000	=	18.430
G17	P.LINE AREA	X	63.910	X	1.000	=	63.910
G18	P.LINE AREA	X	280.150	X	1.000	=	280.150
G19	P.LINE AREA	X	931.260	X	1.000	=	931.260
G20	P.LINE AREA	X	304.920	X	1.000	=	304.920
G21	P.LINE AREA	X	366.950	X	1.000	=	366.950
G22	P.LINE AREA	X	458.780	X	1.000	=	458.780
G23	P.LINE AREA	X	676.400	X	1.000	=	676.400
G24	P.LINE AREA	X	134.340	X	1.000	=	134.340
G25	P.LINE AREA	X	164.350	X	1.000	=	164.350
G26	P.LINE AREA	X	68.630	X	1.000	=	68.630
G27	P.LINE AREA	X	98.770	X	1.000	=	98.770
G28	P.LINE AREA	X	224.810	X	1.000	=	224.810
G29	P.LINE AREA	X	64.170	X	1.000	=	64.170
G30	P.LINE AREA	X	39.940	X	1.000	=	39.940
G31	P.LINE AREA	X	750.280	X	1.000	=	750.280
G32	P.LINE AREA	X	55.490	X	1.000	=	55.490
G33	P.LINE AREA	X	62.580	X	1.000	=	62.580
G34	P.LINE AREA	X	14813.520	X	1.000	=	14813.520
G35	P.LINE AREA	X	534.840	X	1.000	=	534.840
G36	P.LINE AREA	X	320.540	X	1.000	=	320.540
G37	P.LINE AREA	X	10.840	X	1.000	=	10.840
G38	P.LINE AREA	X	325.320	X	1.000	=	325.320
G39	P.LINE AREA	X	109.940	X	1.000	=	109.940
G40	P.LINE AREA	X	830.980	X	1.000	=	830.980
G41	P.LINE AREA	X	662.000	X	1.000	=	662.000
G42	P.LINE AREA	X	832.920	X	1.000	=	832.920
G43	P.LINE AREA	X	1483.940	X	1.000	=	1483.940
G44	P.LINE AREA	X	7.930	X	2.000	=	15.860
G45	P.LINE AREA	X	143.990	X	1.000	=	143.990
G46	P.LINE AREA	X	77.800	X	1.000	=	77.800
G47	P.LINE AREA	X	43.180	X	1.000	=	43.180
G48	P.LINE AREA	X	323.060	X	1.000	=	323.060
G49	P.LINE AREA	X	164.670	X	1.000	=	164.670
G50	P.LINE AREA	X	150.080	X	1.000	=	150.080
G51	P.LINE AREA	X	24.800	X	1.000	=	24.800
G52	3.420	X	0.999	X	1.000	=	3.417
G53	0.999	X	2.750	X	1.000	=	2.747
G54	P.LINE AREA	X	72.460	X	2.000	=	144.920
G55	P.LINE AREA	X	309.270	X	1.000	=	309.270
G56	P.LINE AREA	X	351.090	X	1.000	=	351.090
G57	P.LINE AREA	X	410.820	X	2.000	=	410.820
TOTAL GREEN AREA							30011.624

LEENU SAHGAL Digitally signed by LEENU SAHGAL Date: 2024.12.19 15:53:23 +05'30'

TOTAL COVERED AREA

= IT BLOCK 1 & 2 + COMBINED AREA CHART FOR BLOCK A, B, C, D, E, F, G & H + MLCP UPTO 4TH FLOOR, IT BLOCK 3 & RESIDENTIAL BLOCK FROM 5TH FLOOR TO 10 FLOOR.

= 148871.077 + 4683.876 + 6396.934 + 3930.727 + 3299.518 + 2954.885 + 3224.903 + 9720.960 + 5542.729 + 584.245 + 55050.062 + 78598.460

= **322858.376 SQM**

Sudheer Kumar Digitally signed by Sudheer Kumar Date: 2024.12.11 15:34:46 +05'30'

Musharraf Yusuf Digitally signed by Musharraf Yusuf Date: 2024.12.07 19:36:01 +05'30'

SUBMISSION

PROJECT:
PROPOSED INSTITUTIONAL BUILDING AT SECTOR TECH ZONE-4, PLOT-7, GREATER NOIDA
M/S A.L. SOFTWEB PVT.LTD.

DRAWING TITLE:
AREA CHART

AMISH BHUTANI Digitally signed by AMISH BHUTANI Date: 2024.11.14 15:13:31 +05'30'

ROHIT SAINI Digitally signed by ROHIT SAINI Date: 2023.07.28 13:02:48 +05'30'

OWNER'S SIGN. | ARCHITECT'S SIGN.

ARCHITECT: ACPL Design Ltd

NORTH

SCALE	DEALT BY	DATE
1:500		18/11/2024
DESIGN BY	CHECKED BY	DRG. No.
		SD/1089-01

Musharraf Yusuf
Digitally signed by Musharraf Yusuf
Date: 2024.12.07 19:40:29 +05'30'

Sudheer Kumar
Digitally signed by Sudheer Kumar
Date: 2024.12.11 15:35:03 +05'30'

BASEMENT PLAN

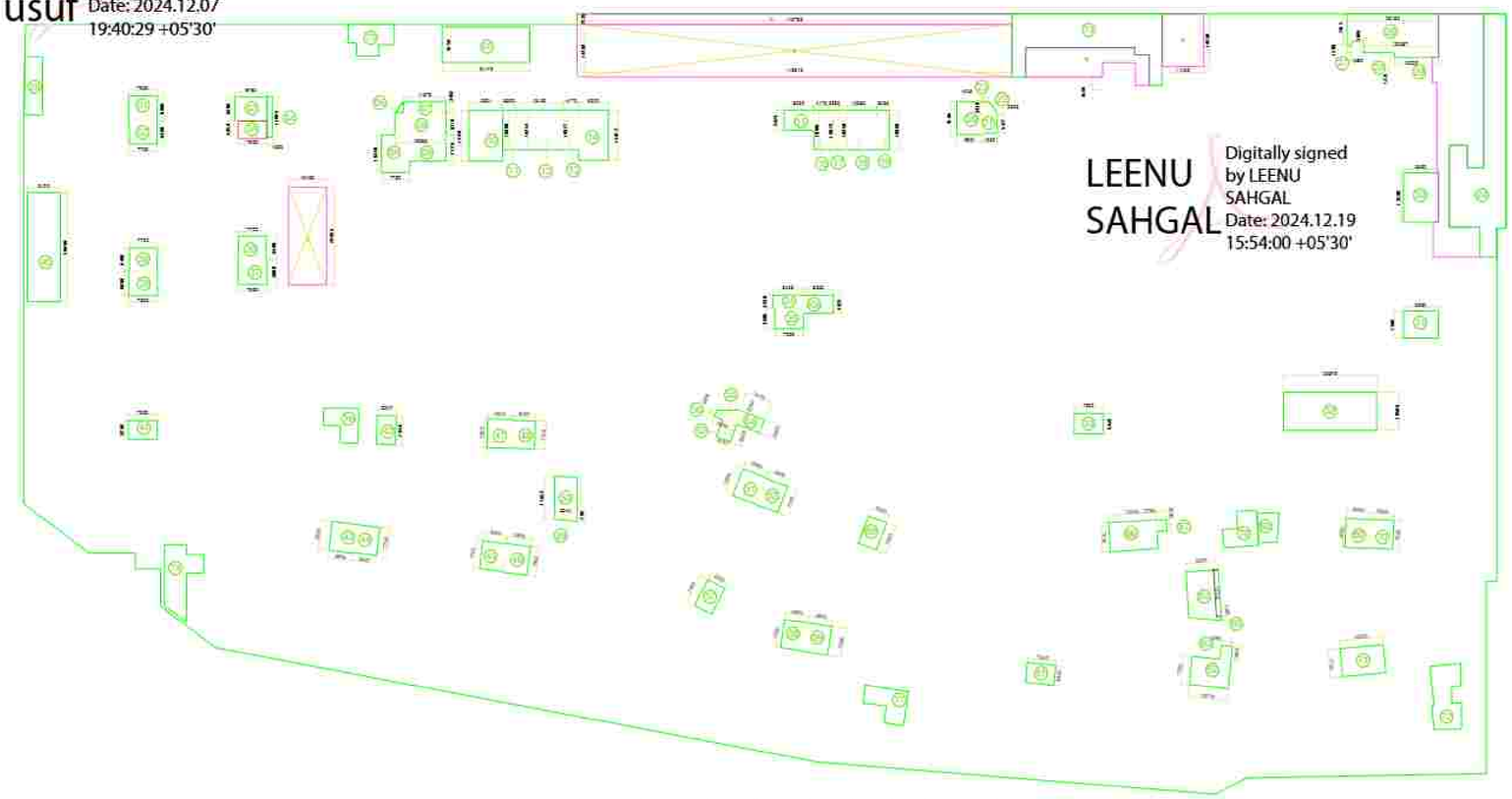

LEENU SAHGAL
Digitally signed by LEENU SAHGAL
Date: 2024.12.19 15:54:00 +05'30'

BASEMENT LEVEL-2 AREA DIAGRAM

BASEMENT-2 AREA DETAIL								
Z	PLINE AREA			X	78478.460			78478.460
COVERED AREA								78478.460
DEDUCTIONS (D2)								
ITEM	WIDTH	X	LENGTH	X	COEFF	X	NO.	AREA
1	7.950	X	6.800	X	1.000	X	1	54.060
2	7.700	X	6.400	X	1.000	X	1	49.280
3	8.780	X	6.500	X	1.000	X	1	57.070
3A	4.850	X	7.950	X	1.000	X	1	38.558
4	1.500	X	11.085	X	1.000	X	1	16.628
5	24.150	X	9.760	X	1.000	X	1	235.704
6	PLINE AREA	X	3.475	X	1.000	X	1	3.475
7	11.675	X	3.055	X	1.000	X	1	35.667
8	13.985	X	6.210	X	1.000	X	1	86.847
9	9.970	X	7.125	X	1.000	X	1	71.036
9A	7.780	X	10.350	X	1.000	X	1	80.523
10	9.300	X	13.930	X	1.000	X	1	129.549
11	3.500	X	10.800	X	1.000	X	1	37.800
12	13.190	X	10.955	X	1.000	X	1	144.496
13	4.170	X	10.875	X	1.000	X	1	45.349
14	8.200	X	13.870	X	1.000	X	1	113.734
15	8.200	X	5.625	X	1.000	X	1	46.125
16	4.170	X	10.800	X	1.000	X	1	45.036
17	2.930	X	10.875	X	1.000	X	1	31.864
18	10.265	X	10.950	X	1.000	X	1	112.402
19	3.495	X	10.800	X	1.000	X	1	37.746
20	6.900	X	9.105	X	1.000	X	1	62.825
21	4.250	X	5.275	X	1.000	X	1	22.419
22	2.325	X	3.430	X	0.500	X	1	3.987
23	1.925	X	3.430	X	1.000	X	1	6.603
24	PLINE AREA	X	585.210	X	1.000	X	1	585.210
25	PLINE AREA	X	80.237	X	1.000	X	1	80.237
26	25.150	X	7.615	X	1.000	X	1	191.517
27	1.280	X	1.200	X	1.000	X	1	1.536
28	20.565	X	3.065	X	1.000	X	1	63.032
29	12.000	X	1.320	X	1.000	X	1	15.840
30	9.650	X	13.580	X	1.000	X	1	131.047
31	9.660	X	7.500	X	1.000	X	1	72.450
32	25.580	X	10.505	X	1.000	X	1	268.718
33	7.900	X	5.650	X	1.000	X	1	44.635
33A	8.250	X	4.925	X	1.000	X	1	40.631
34	8.455	X	3.550	X	1.000	X	1	30.015
35	7.930	X	5.680	X	1.000	X	1	45.042
36	7.700	X	6.400	X	1.000	X	1	49.280
37	7.950	X	6.800	X	1.000	X	1	54.060
38	7.700	X	6.400	X	1.000	X	1	49.280
39	7.950	X	6.800	X	1.000	X	1	54.060
40	9.100	X	30.000	X	1.000	X	1	273.000
41	7.950	X	5.250	X	1.000	X	1	41.738
42	5.245	X	7.945	X	1.000	X	1	41.672
43	6.800	X	7.950	X	1.000	X	1	54.060
44	6.400	X	7.700	X	1.000	X	1	49.280
45	6.400	X	7.700	X	1.000	X	1	49.280
46	6.800	X	7.950	X	1.000	X	1	54.060
47	6.800	X	7.950	X	1.000	X	1	54.060
48	6.400	X	7.700	X	1.000	X	1	49.280
49	6.245	X	0.795	X	0.500	X	1	2.482
50	6.245	X	11.655	X	1.000	X	1	72.785
51	6.800	X	7.950	X	1.000	X	1	54.060
52	6.400	X	7.700	X	1.000	X	1	49.280
53	4.130	X	5.000	X	1.000	X	1	20.650
54	7.420	X	4.000	X	1.000	X	1	29.680
55	2.190	X	5.835	X	0.500	X	1	6.389
56	5.835	X	1.805	X	1.000	X	1	10.532
57	5.250	X	7.950	X	1.000	X	1	41.738
58	6.400	X	7.700	X	1.000	X	1	49.280
59	6.800	X	7.950	X	1.000	X	1	54.060
60	5.250	X	7.950	X	1.000	X	1	41.738
61	7.900	X	5.450	X	1.000	X	1	43.055
62	10.710	X	7.750	X	1.000	X	1	83.003
63	3.060	X	3.900	X	1.000	X	1	11.934
64	8.990	X	12.740	X	1.000	X	1	114.533
65	8.990	X	1.360	X	0.500	X	1	6.113
66	13.200	X	7.950	X	1.000	X	1	104.940
67	2.780	X	3.080	X	1.000	X	1	8.562
68	PLINE AREA					X	1	44.500
69	6.400	X	8.000	X	1.000	X	1	51.200
70	6.800	X	7.950	X	1.000	X	1	54.060
71	12.050	X	7.750	X	1.000	X	1	93.388
72	PLINE AREA					X	1	129.081
73	PLINE AREA					X	1	460.720
74	PLINE AREA					X	1	139.970
75	PLINE AREA					X	1	89.145
76	PLINE AREA					X	1	69.695
77	PLINE AREA					X	1	84.097
78	PLINE AREA					X	1	74.487
TOTAL DEDUCTIONS (D2)								6106.958
SERVICE AREA (S)								
S5	10.460	X	26.855	X	1.000	X	1	280.903
S21	PLINE AREA	X	678.110	X	1.000	X	1	678.110
S22	11.425	X	14.550	X	1.000	X	1	166.234
S23	PLINE AREA	X	240.135	X	1.000	X	1	240.135
S24	14.450	X	119.815	X	1.000	X	1	1731.327
S25	2.935	X	119.765	X	1.000	X	1	351.510
SERVICE AREA (S)								3448.219
NON FAR AREA								75030.241
BASEMENT-2 PARKING AREA C-(D2+S)								68923.283
BASEMENT-2 PARKING AREA FOR STACK								42696.000
BASEMENT-2 PARKING AREA FOR CONVENTIONAL								26227.283
PROPOSED CAR PARKING @ 18 E.C.S.								2372
PROPOSED CAR PARKING @ 30 E.C.S.								874
TOTAL PROPOSED CAR PARKING ECS								3246
BASEMENT-2 AREA								78478.460

F.A.R. USAGE

- PARKING
- DEDUCTION
- SERVICE

SUBMISSION

PROJECT:
PROPOSED INSTITUTIONAL BUILDING AT SECTOR TECH ZONE-4, PLOT-7, GREATER NOIDA
M/S A.L. SOFTWEB PVT.LTD.

DRAWING TITLE :
BASEMENT PLAN

AMISH BHUTANI
Digitally signed by AMISH BHUTANI
Date: 2024.11.14 15:13:31 +05'30'
OWNER'S SIGN.

ROHIT SAINI
Digitally signed by ROHIT SAINI
Date: 2025.07.28 11:02:40 +05'30'
ARCHITECT'S SIGN.

ARCHITECT :
ACPL Design Ltd

NORTH

SCALE	DEALT BY	DATE -
1:500		18/11/2024
DESIGN BY	CHECKED BY	DRG. No.
		SD/1089-01

INSTITUTIONAL FACILITIES:
1. Waiting & Transit areas
2. Areas designated for public utilities
3. Travel Services
4. Telephone Exchange
5. Electric Sub-station
6. Water works
7. Export related facilities
8. Canteen/Restaurant
9. Creche & Day care center
10. Open eating Kiosks
11. Health Club & Gym
12. Banking & Financial services
13. Business & Financial services
14. Shops
15. Business center/Conference facilities
16. Games/Entertainment room for users
17. Residents of IT Industries and IT enabled services
18. Training center & Library

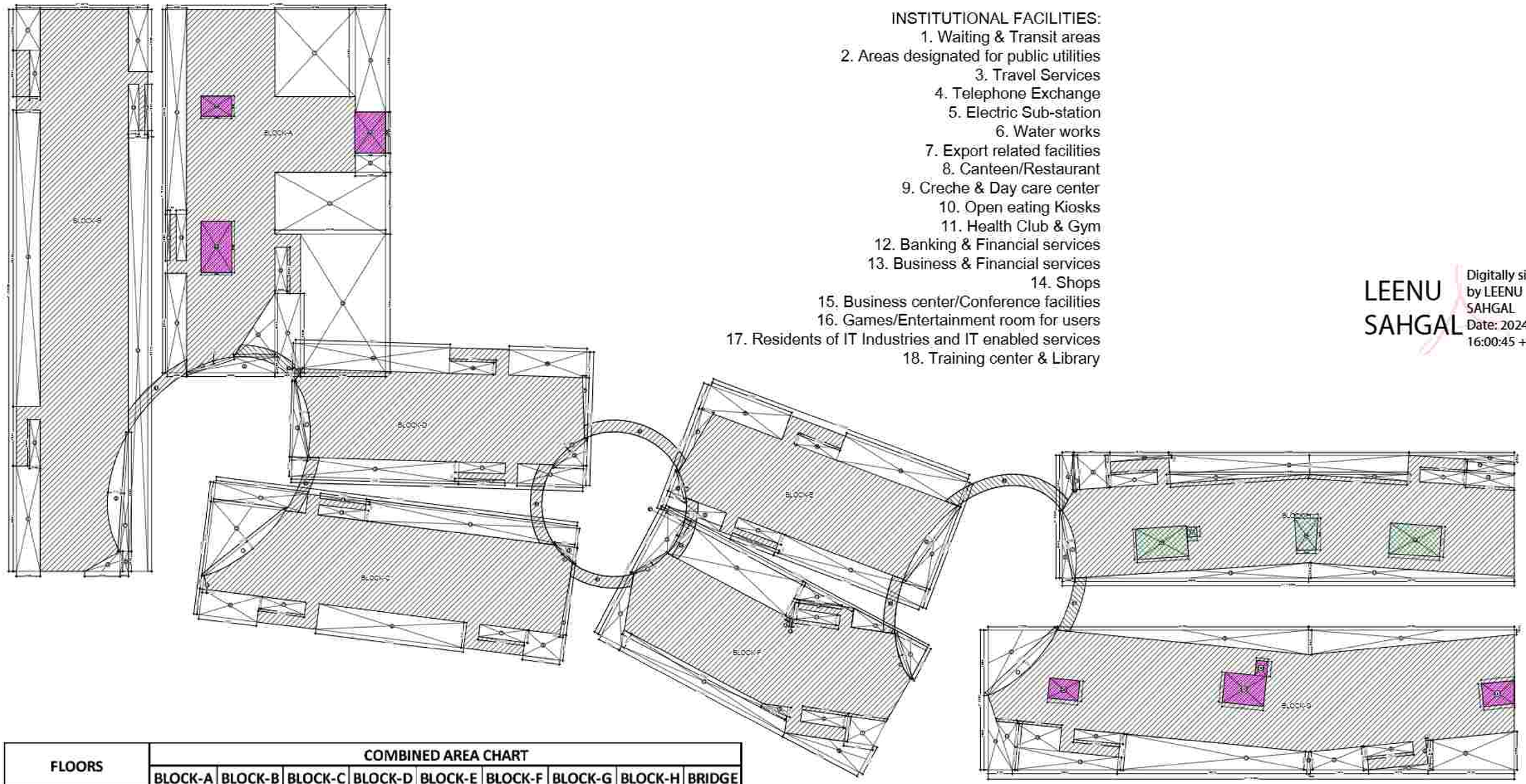

LEENU SAHGAL Digitally signed by LEENU SAHGAL Date: 2024.12.19 16:00:45 +05'30'

FLOORS	COMBINED AREA CHART								
	BLOCK-A	BLOCK-B	BLOCK-C	BLOCK-D	BLOCK-E	BLOCK-F	BLOCK-G	BLOCK-H	BRIDGE
BASEMENT-1 FLOOR	2526.895	3264.871	2027.721	1677.582	1541.508	1667.229	3278.114	2694.149	584.245
GROUND FLOOR	1929.066	2268.109	1332.052	1126.953	1022.566	1175.998	3151.220	1893.765	
1ST FLOOR	0.000	863.955	570.954	494.983	390.810	381.677	2419.381	740.454	
2ND Floor	0.000	0.000	0.000	0.000	0.000	0.000	689.348	0.000	
MUMTY+MR+OHT	227.915	0.000	0.000	0.000	0.000	0.000	182.897	214.362	
TOTAL	4683.876	6396.934	3930.727	3299.518	2954.885	3224.903	9720.960	5542.729	584.245

Sudheer Kumar Digitally signed by Sudheer Kumar Date: 2024.12.11 15:35:18 +05'30'

Musharraf Yusuf Digitally signed by Musharraf Yusuf Date: 2024.12.07 19:44:36 +05'30'

SUSPENSION BRIDGE AREA DETAIL		
ITEM	USAGE	AREA
B1	COMMERCIAL	61.954
B2	INSTITUTIONAL FACILITY	51.715
B3	COMMERCIAL	44.246
B4	COMMERCIAL	49.381
B5	COMMERCIAL	64.063
B6	COMMERCIAL	87.218
B7	COMMERCIAL	46.854
B8	COMMERCIAL	42.185
B9	INSTITUTIONAL FACILITY	94.847
B10	INSTITUTIONAL FACILITY	41.782
TOTAL BRIDGE AREA		584.245
TOTAL BRIDGE AREA IN COMMERCIAL		395.901
TOTAL BRIDGE AREA IN INSTITUTIONAL FACILITY		188.344

MUMTY+MR+O.H.T. AREA DETAIL (BLOCKS-A-B-C-F-G) COMMERCIAL								
ITEM	WIDTH	X	LENGTH	X	FACTOR	X	NO.	AREA
CS1	7.900	X	10.500	X	1	X	1	82.950
CS2	7.900	X	5.200	X	1	X	1	41.080
CS3	7.900	X	13.150	X	1	X	1	103.885
CS4	7.750	X	5.200	X	1	X	1	40.300
CS5	10.700	X	7.700	X	1	X	1	82.390
CS6	3.000	X	3.900	X	1	X	1	11.700
CS7	48.507					X	1	48.507
TOTAL (S)								410.812

MUMTY+MR+O.H.T. AREA DETAIL (BLOCKS-D-E-H) INSTITUTIONAL FACILITY								
ITEM	WIDTH	X	LENGTH	X	FACTOR	X	NO.	AREA
FS1	2.550	X	2.585	X	1	X	1	6.592
FS2	14.350	X	7.900	X	1	X	2	207.770
FS3	44.170					X	1	0.000
TOTAL (S)								214.362

F.A.R. USAGE
- COMMERCIAL
- FACILITY
- SERVICE

SUBMISSION

PROJECT:
EXISTING INSTITUTIONAL BUILDING AT SECTOR TECH ZONE-4, PLOT-7, GREATER NOIDA
M/S A.L. SOFTWEB PVT LTD.

DRAWING TITLE:
COMMERCIAL
BLOCKS - A-B-C-D-E-F-G-H
BASEMENT-1 FLOOR PLAN & AREA DIAGRAM

AMISH BHUTANI — OWNER'S SIGN
ROHIT SAINI Digitally signed by ROHIT SAINI Date: 2023.07.28 11:02:40 +05'30' — ARCHITECT'S SIGN

ARCHITECT: ACPL Design Ltd

SCALE: 1:500	DEALT BY	DATE: 08.04.2019
DESIGN BY	CHECKED BY	DRG. No. SD1089-B

LEENU SAHGAL Digitally signed by LEENU SAHGAL Date: 2024.12.19 16:06:31 +05'30'

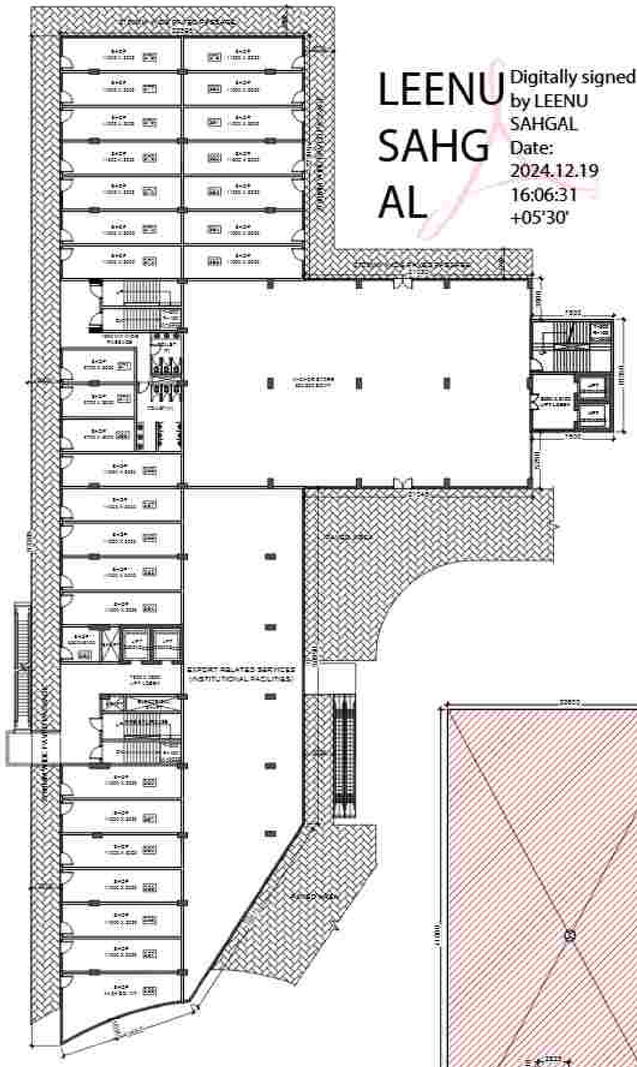

BLOCK-A

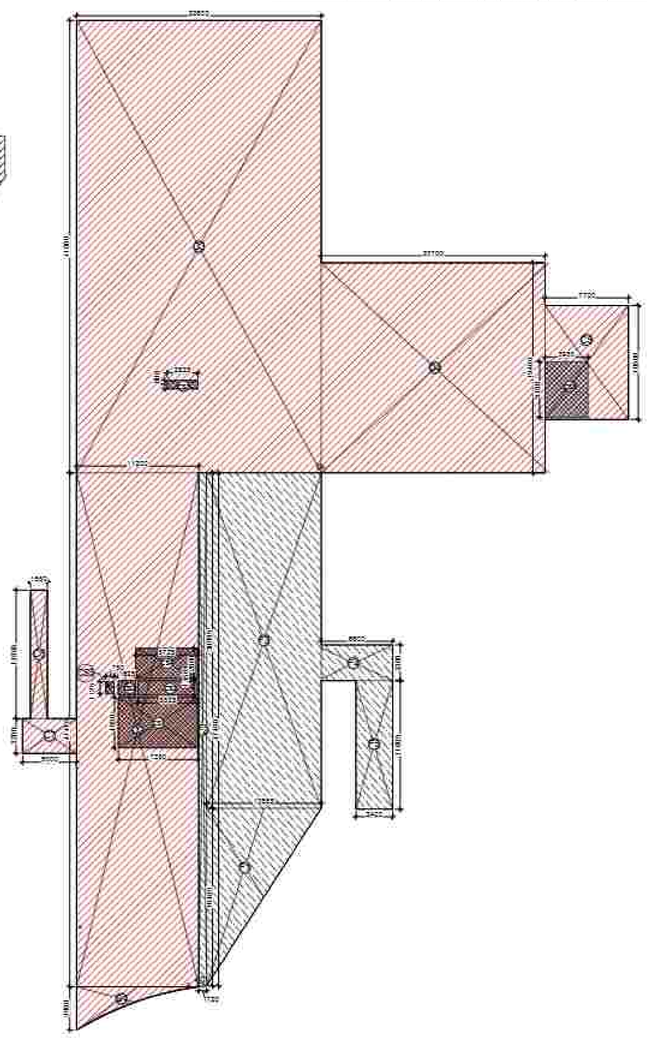

BASEMENT-1 FLOOR AREA DETAIL (BLOCK-A)										
ITEM	WIDTH	X	LENGTH	X	HEIGHT	X	COEFFICIENT	X	NO.	AREA
C1	17.673							X	1	17.673
C2	11.300	X	47.475	X		X	1.000	X	1	536.468
C3	22.600	X	41.800	X		X	1.000	X	1	944.680
C4	20.700	X	19.400	X		X	1.000	X	1	401.580
C5	7.700	X	10.500	X		X	1.000	X	1	80.850
C6	1.550	X	11.885	X		X	1.000	X	1	18.422
C7	5.000	X	3.200	X		X	1.000	X	1	16.000
COMMERCIAL COVERED AREA										2015.672
SERVICE AREA (S1)										
ITEM	WIDTH	X	LENGTH	X	HEIGHT	X	COEFFICIENT	X	NO.	AREA
CS1	7.350	X	4.650	X		X	1.000	X	1	34.178
CS2	1.625	X	1.350	X		X	1.000	X	1	2.194
CS3	5.525	X	1.350	X		X	1.000	X	1	7.459
CS4	5.725	X	2.800	X		X	1.000	X	1	16.030
CS5	0.750	X	1.125	X		X	1.000	X	1	0.844
CS6	3.950	X	5.100	X		X	1.000	X	1	20.145
CS7	2.825	X	0.800	X		X	1.000	X	1	2.260
TOTAL SERVICE AREA (S1)										83.109
COMMERCIAL FAR AREA (A)										1932.564
ITEM	WIDTH	X	LENGTH	X	HEIGHT	X	COEFFICIENT	X	NO.	AREA
F1	10.585	X	16.405	X		X	0.500	X	1	86.823
F2	0.720	X	47.400	X		X	1.000	X	1	34.128
F3	10.585	X	30.995	X		X	1.000	X	1	328.082
F4	6.600	X	3.300	X		X	1.000	X	1	21.780
F5	3.400	X	11.885	X		X	1.000	X	1	40.409
INSTITUTIONAL FACILITY COVERED AREA (B)										511.223
INSTITUTIONAL FACILITY F.A.R. AREA (B)										511.223

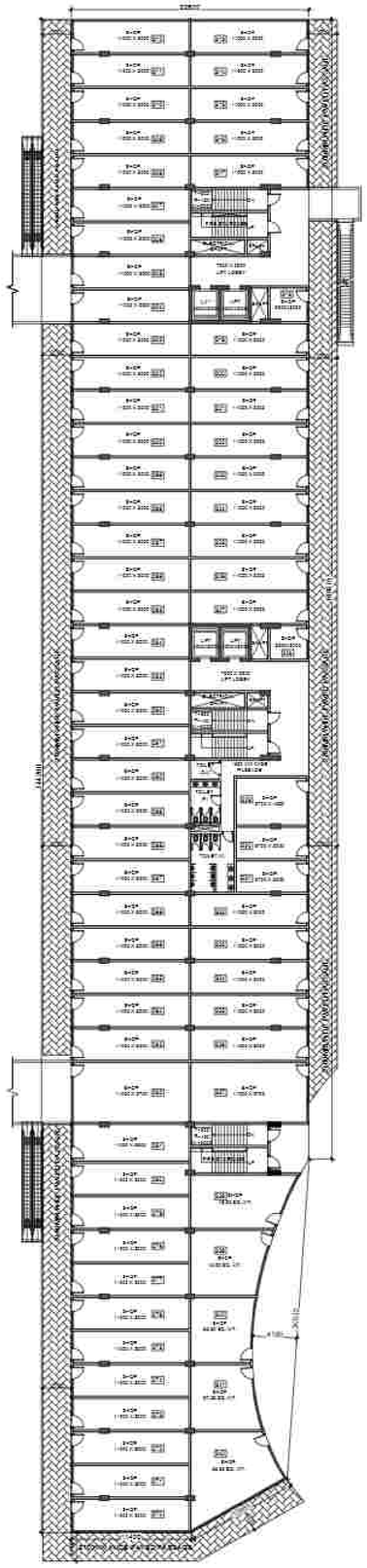

BLOCK-B

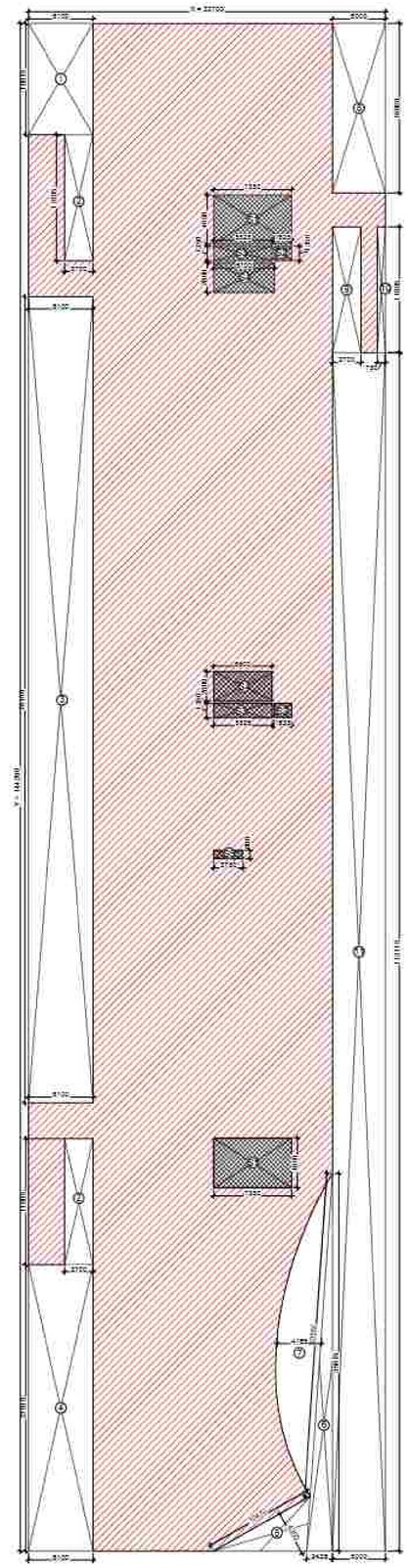

BASEMENT-1 FLOOR AREA DETAIL (BLOCK-B)										
Z	33.700		X	144.200						4859.540
DEDUCTIONS (D)										
ITEM	WIDTH	X	LENGTH	X	HEIGHT	X	COEFFICIENT	X	NO.	AREA
1	6.100	X	10.515	X		X	1.000	X	1	64.142
2	2.700	X	11.885	X		X	1.000	X	2	64.179
3	6.100	X	76.100	X		X	1.000	X	1	464.210
4	6.100	X	27.015	X		X	1.000	X	1	164.792
5	10.470	X	4.300	X		X	0.500	X	1	22.511
6	2.435	X	35.615	X		X	0.500	X	1	43.361
7	4.165	X	30.560	X		X	0.667		1	84.897
8	5.000	X	16.000	X		X	1.000	X	1	80.000
9	2.700	X	11.885	X		X	1.000	X	1	32.090
10	0.750	X	11.885	X		X	1.000	X	1	8.914
11	5.000	X	113.115	X		X	1.000		1	565.575
TOTAL DEDUCTION (D)										1594.669
TOTAL COVERED AREA, C=Z-D										3264.871
SERVICE AREA (S)										
ITEM	WIDTH	X	LENGTH	X	HEIGHT	X	COEFFICIENT	X	NO.	AREA
S1	7.350	X	4.650	X		X	1.000	X	2	68.355
S2	1.625	X	1.350	X		X	1.000	X	2	4.388
S3	1.350	X	5.525	X		X	1.000	X	2	14.918
S4	5.700	X	2.800	X		X	1.000	X	2	31.920
S5	2.750	X	0.800	X		X	1.000	X	1	2.200
TOTAL SERVICE AREA (S)										121.780
COMMERCIAL F.A.R. AREA, (C-S)										3143.091

INSTITUTIONAL FACILITIES:

1. Waiting & Transit areas
2. Areas designated for public utilities
3. Travel Services
4. Telephone Exchange
5. Electric Sub-station
6. Water works
7. Export related facilities
8. Canteen/Restaurant
9. Creche & Day care center
10. Open eating Kiosks
11. Health Club & Gym
12. Banking & Financial services
13. Business & Financial services
14. Shops
15. Business center/Conference facilities
16. Games/Entertainment room for users
17. Residents of IT Industries and IT enabled services
18. Training center & Library

Sudheer Kumar Digitally signed by Sudheer Kumar Date: 2024.12.11 15:35:36 +05'30'

Musharraf Yusuf Digitally signed by Musharraf Yusuf Date: 2024.12.07 19:49:29 +05'30'

F.A.R. USAGE

- COMMERCIAL
- FACILITY
- SERVICE

SUBMISSION

PROJECT:
EXISTING INSTITUTIONAL BUILDING
AT SECTOR TECH ZONE-4, PLOT-7,
GREATER NOIDA
M/S A.L. SOFTWEB PVT LTD.

DRAWING TITLE:
COMMERCIAL
BLOCKS - A & B
BASEMENT-1 FLOOR PLAN & AREA DIAGRAM

AMISH BHUTANI Digitally signed by AMISH BHUTANI Date: 2024.11.14 12:22:40 +05'30'

ROHIT SAINI Digitally signed by ROHIT SAINI Date: 2023.07.28 11:02:40 +05'30'

OWNER'S SIGN | ARCHITECT'S SIGN

ARCHITECT: ACPL Design Ltd

SCALE	DEALT BY	DATE - 08.04.2019
DESIGN BY	CHECKED BY	DRG. No.

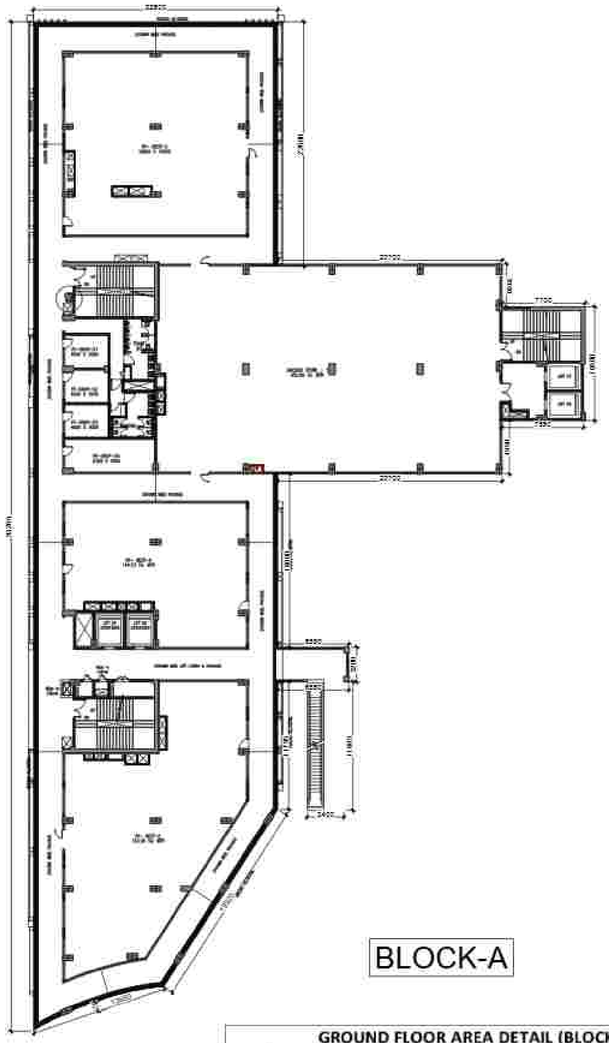

BLOCK-A

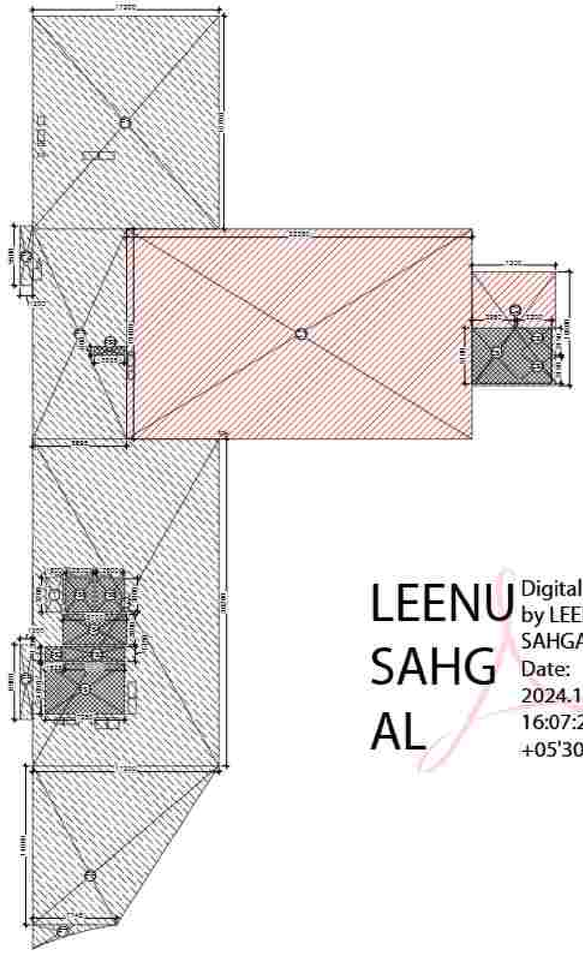

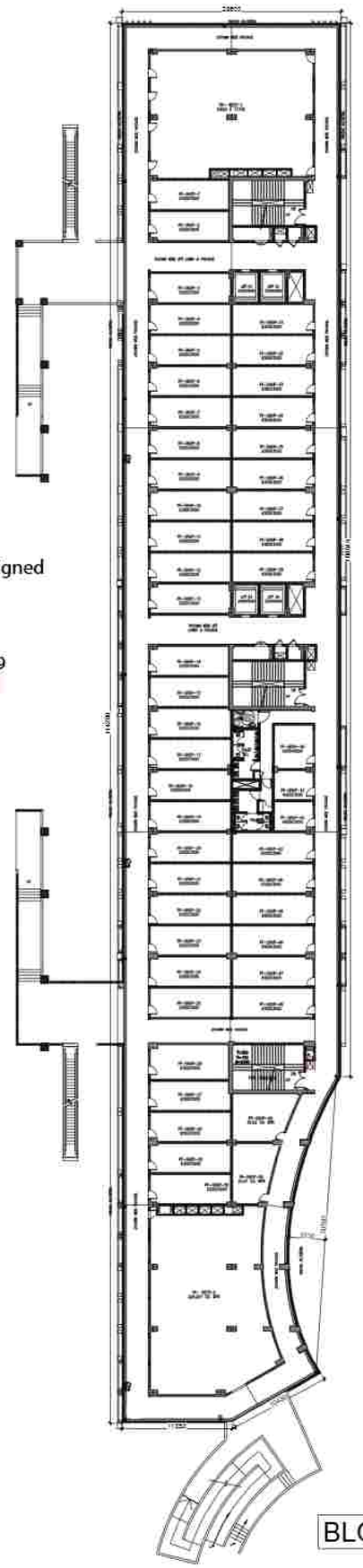

BLOCK-B

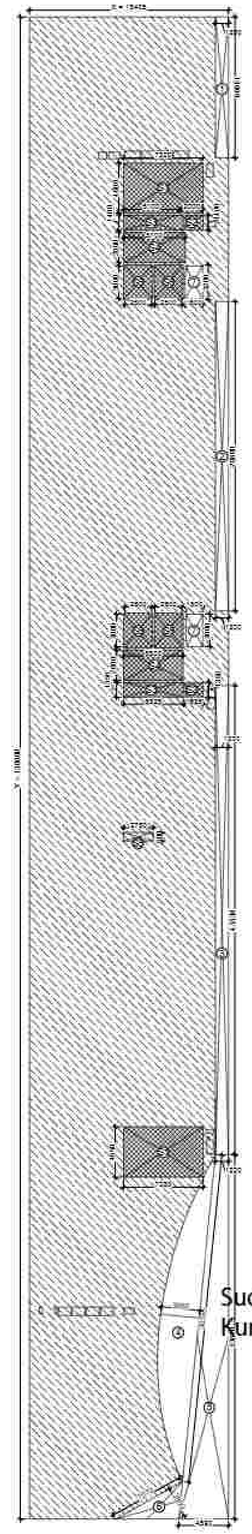

LEENU SAHGAL Digitally signed by LEENU SAHGAL Date: 2024.12.19 16:07:28 +05'30'

GROUND FLOOR AREA DETAIL (BLOCK-A)										
ITEM	WIDTH	X	LENGTH	X	HEIGHT	X	COEFFICIENT	X	NO.	AREA
F1	17.200	X	19.700	X		X	1.000	X	1	338.840
F2	1.200	X	5.500	X		X	1.000	X	1	6.600
F3	8.695	X	19.400	X		X	1.000	X	1	168.683
F4	17.200	X	30.200	X		X	1.000	X	1	519.440
F5	1.200	X	6.900	X		X	1.000	X	1	8.280
F6	17.200	+	7.745	X	14.665	X	0.500	X	1	182.909
F7	7.134							X	1	7.134
TOTAL INSTITUTIONAL FACILITY COVERED AREA (C1)										1231.886
SERVICE AREA (S1)										
ITEM	WIDTH	X	LENGTH	X	HEIGHT	X	COEFFICIENT	X	NO.	AREA
FS1	7.350	X	4.650	X		X	1.000	X	1	34.178
FS2	1.625	X	1.350	X		X	1.000	X	1	2.194
FS3	5.530	X	1.350	X		X	1.000	X	1	7.466
FS4	5.700	X	2.800	X		X	1.000	X	1	15.960
FS5	2.825	X	0.800	X		X	1.000	X	1	2.260
FS6	2.500	X	3.000	X		X	1.000	X	2	15.000
TOTAL SERVICE AREA (S1)										77.057
DEDUCTIONS (D)										
1	1.600	X	3.200	X		X	1.000	X	1	5.120
TOTAL INSTITUTIONAL FACILITY F.A.R. AREA, F=C1-(S1+D)										1149.709
ITEM	WIDTH	X	LENGTH	X	HEIGHT	X	COEFFICIENT	X	NO.	AREA
C1	32.250	X	19.400	X		X	1.000	X	1	625.650
C2	7.300	X	10.500	X		X	1.000	X	1	76.650
TOTAL COMMERCIAL COVERED AREA (C2)										702.300
SERVICE AREA (S1)										
ITEM	WIDTH	X	LENGTH	X	HEIGHT	X	COEFFICIENT	X	NO.	AREA
CS1	3.950	X	5.100	X		X	1.000	X	1	20.145
CS2	3.200	X	2.450	X		X	1.000	X	2	15.680
TOTAL SERVICE AREA (S1)										35.825
TOTAL COMMERCIAL F.A.R. AREA, C=C2-S2										666.475

GROUND FLOOR AREA DETAIL (BLOCK-B)										
Z	18.405			X	138.800					2554.614
DEDUCTIONS (D)										
ITEM	WIDTH	X	LENGTH	X	HEIGHT	X	COEFFICIENT	X	NO.	AREA
1	1.200	X	13.300	X		X	1.000	X	1	15.960
2	1.200	X	28.600	X		X	1.000	X	1	34.320
3	1.200	X	43.330	X		X	1.000	X	1	51.996
4	30.355	X	3.565	X		X	0.667	X	1	72.180
5	4.590	+	1.200	X	33.670	X	0.500	X	1	97.475
6	7.070	X	2.850	X		X	0.500	X	1	10.075
7	1.500	X	3.000	X		X	1.000	X	1	4.500
TOTAL DEDUCTION (D)										286.505
TOTAL INSTITUTIONAL FACILITY COVERED AREA, C=Z-D										2268.109
SERVICE AREA (S)										
ITEM	WIDTH	X	LENGTH	X	HEIGHT	X	COEFFICIENT	X	NO.	AREA
S1	7.350	X	4.650	X		X	1.000	X	2	68.355
S2	2.000	X	1.400	X		X	1.000	X	2	5.600
S3	5.100	X	1.400	X		X	1.000	X	2	14.280
S4	5.500	X	2.800	X		X	1.000	X	2	30.800
S5	2.750	X	0.800	X		X	1.000	X	1	2.200
S6	2.500	X	3.000	X		X	1.000	X	4	30.000
TOTAL SERVICE AREA (S)										151.235
TOTAL INSTITUTIONAL FACILITY F.A.R. AREA, C-S										2116.874

INSTITUTIONAL FACILITIES:
1. Waiting & Transit areas
2. Areas designated for public utilities
3. Travel Services
4. Telephone Exchange
5. Electric Sub-station
6. Water works
7. Export related facilities
8. Canteen/Restaurant
9. Creche & Day care center
10. Open eating Kiosks
11. Health Club & Gym
12. Banking & Financial services
13. Business & Financial services
14. Shops
15. Business center/Conference facilities
16. Games/Entertainment room for users
17. Residents of IT Industries and IT enabled services
18. Training center & Library

Sudheer Kumar Digitally signed by Sudheer Kumar Date: 2024.12.11 15:35:55 +05'30'

Musharraf Yusuf Digitally signed by Musharraf Yusuf Date: 2024.12.07 19:53:03 +05'30'

F.A.R. USAGE
- COMMERCIAL
- FACILITY
- SERVICE

SUBMISSION

PROJECT:
EXISTING INSTITUTIONAL BUILDING
AT SECTOR TECH ZONE-4, PLOT-7,
GREATER NOIDA
M/S A.L. SOFTWEB PVT LTD.

DRAWING TITLE:
COMMERCIAL
BLOCKS - A & B
GROUND FLOOR FLOOR PLAN & AREA DIAGRAM

AMISH BHUTANI Digitally signed by AMISH BHUTANI Date: 2024.11.14 12:22:40 IST

ROHIT SAINI Digitally signed by ROHIT SAINI Date: 2023.07.28 11:02:40 +05'30'

OWNER'S SIGN | ARCHITECT'S SIGN

ARCHITECT
ACPL
ACPL Design Ltd

SCALE	DEALT BY	DATE - 08.04.2019
DESIGN BY	CHECKED BY	DRG. No.

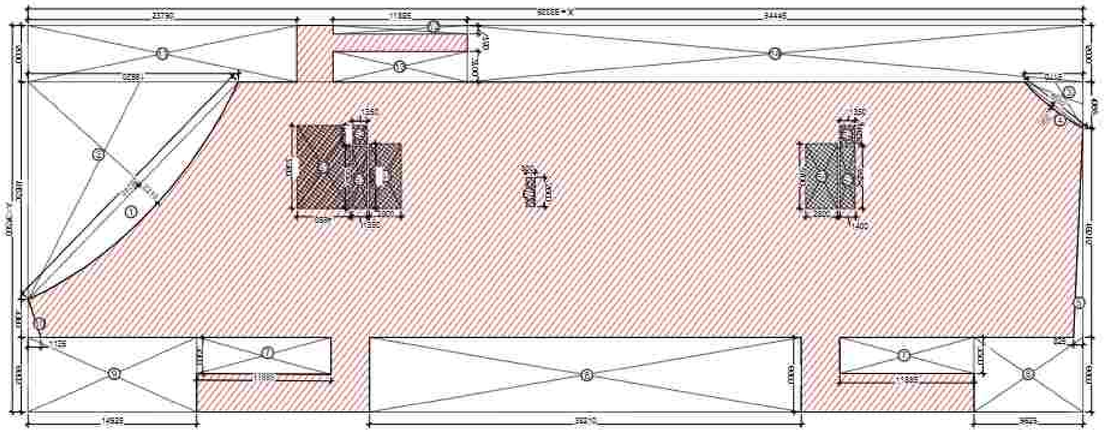

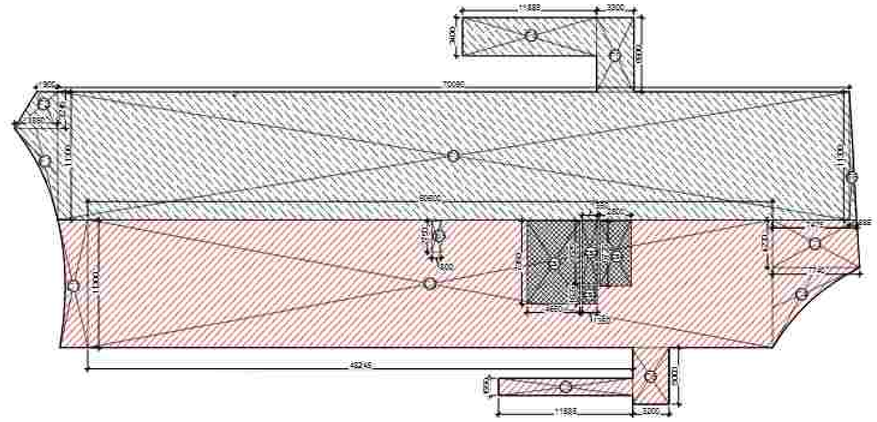

F.A.R. USAGE

- COMMERCIAL
- FACILITY
- SERVICE

BLOCK-C

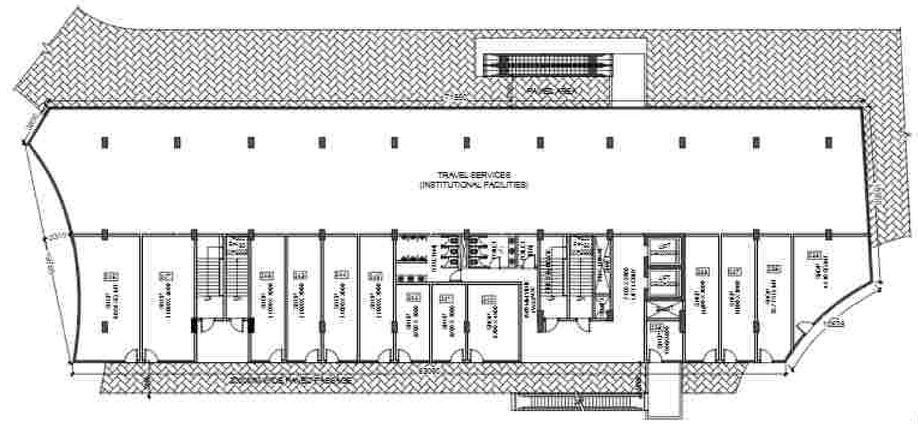

BLOCK-D

BASEMENT-1 FLOOR AREA DETAIL (BLOCK-C)										
Z = X x Y			93.325	X			34.200			3191.715
DEDUCTIONS (D)										
ITEM	WIDTH	X	LENGTH	X	HEIGHT	X	COEFFICIENT	X	NO.	AREA
1	26.745	X	2.310	X		X	0.667	X	1	41.208
2	18.620	X	19.220	X		X	0.500	X	1	178.938
3	5.170	X	4.085	X		X	0.500	X	1	10.560
4	6.590	X	0.290	X		X	0.667	X	1	1.275
5	0.825	X	18.515	X		X	0.500	X	1	7.637
6	9.625	X	6.600	X		X	1.000	X	1	63.525
7	11.885	X	3.200	X		X	1.000	X	2	76.064
8	38.210	X	6.600	X		X	1.000	X	1	252.186
9	14.925	X	6.600	X		X	1.000	X	1	98.505
10	3.380	X	1.135	X		X	0.500	X	1	1.918
11	23.790	X	5.000	X		X	1.000	X	1	118.950
12	11.885	X	0.750	X		X	1.000	X	1	8.914
13	11.885	X	2.700	X		X	1.000	X	1	32.090
14	54.445	X	5.000	X		X	1.000	X	1	272.225
TOTAL DEDUCTION (D)										1163.994
TOTAL COMMERCIAL COVERED AREA, C=Z-D										2027.721
SERVICE AREA (S)										
ITEM	WIDTH	X	LENGTH	X	HEIGHT	X	COEFFICIENT	X	NO.	AREA
S1	4.650	X	7.350	X		X	1.000	X	1	34.178
S2	1.350	X	1.625	X		X	1.000	X	2	4.388
S3	1.350	X	5.525	X		X	1.000	X	2	14.918
S4	2.800	X	5.720	X		X	1.000	X	2	32.032
S5	0.800	X	2.600	X		X	1.000	X	1	2.080
TOTAL SERVICE AREA (S)										87.595
COMMERCIAL F.A.R. AREA, (C-S)										1940.126

INSTITUTIONAL FACILITIES:

1. Waiting & Transit areas
2. Areas designated for public utilities
3. Travel Services
4. Telephone Exchange
5. Electric Sub-station
6. Water works
7. Export related facilities
8. Canteen/Restaurant
9. Creche & Day care center
10. Open eating Kiosks
11. Health Club & Gym
12. Banking & Financial services
13. Business & Financial services
14. Shops
15. Business center/Conference facilities
16. Games/Entertainment room for users
17. Residents of IT Industries and IT enabled services
18. Training center & Library

BASEMENT-1 FLOOR AREA DETAIL (BLOCK-D)										
ITEM	WIDTH	X	LENGTH	X	HEIGHT	X	COEFFICIENT	X	NO.	AREA
C1	24.835							X	1	24.835
C2	60.600	X	11.300	X		X	1.000	X	1	684.780
C3	7.740	+	7.475	X	4.230	X	0.500	X	1	32.180
C4	22.021							X	1	22.021
C5	11.885	X	1.550	X		X	1.000	X	1	18.422
C6	3.200	X	5.000	X		X	1.000	X	1	16.000
COMMERCIAL COVERED AREA (D)										798.237
SERVICE AREA (S1)										
ITEM	WIDTH	X	LENGTH	X	HEIGHT	X	COEFFICIENT	X	NO.	AREA
CS1	4.650	X	7.350	X		X	1.000	X	1	34.178
CS2	1.350	X	1.625	X		X	1.000	X	1	2.194
CS3	1.350	X	5.525	X		X	1.000	X	1	7.459
CS4	2.800	X	5.725	X		X	1.000	X	1	16.030
CS5	2.750	X	0.800	X		X	1.000	X	1	2.200
TOTAL SERVICE AREA (S1)										62.060
COMMERCIAL F.A.R. AREA (A-S1)										736.177
ITEM	WIDTH	X	LENGTH	X	HEIGHT	X	COEFFICIENT	X	NO.	AREA
F1	12.391							X	1	12.391
F2	3.850	+	1.900	X	3.245	X	0.500	X	1	9.329
F3	70.050	X	11.300	X		X	1.000	X	1	791.565
F4	11.885	X	3.400	X		X	1.000	X	1	40.409
F5	3.300	X	6.600	X		X	1.000	X	1	21.780
F6	0.685	X	11.300	X		X	0.500	X	1	3.870
INSTITUTIONAL FACILITY COVERED AREA (D)										879.345
INSTITUTIONAL FACILITY F.A.R. AREA (D)										879.345

LEENU SAHGAL — Digitally signed by LEENU SAHGAL Date: 2024.12.19 16:11:36 +05'30'

Sudheer Kumar — Digitally signed by Sudheer Kumar Date: 2024.12.11 15:36:15 +05'30'

Musharraf Yusuf — Digitally signed by Musharraf Yusuf Date: 2024.12.07 19:55:51 +05'30'

SUBMISSION

PROJECT:
EXISTING INSTITUTIONAL BUILDING AT SECTOR TECH ZONE-4, PLOT-7, GREATER NOIDA
M/S A.L. SOFTWEB PVT LTD.

DRAWING TITLE:
COMMERCIAL BLOCKS - C & D
BASEMENT-1 FLOOR PLAN & AREA DIAGRAM

AMISH BHUTANI — Digitally signed by AMISH BHUTANI Date: 2024.11.14 12:22:40 IST

ROHIT SAINI — Digitally signed by ROHIT SAINI Date: 2024.07.28 11:02:40 +05'30'

OWNER'S SIGN | ARCHITECT'S SIGN

ARCHITECT: ACPL Design Ltd

SCALE	DEALT BY	DATE - 08.04.2019
DESIGN BY	CHECKED BY	DRG. No.

F.A.R. USAGE

COMMERCIAL

FACILITY

SERVICE

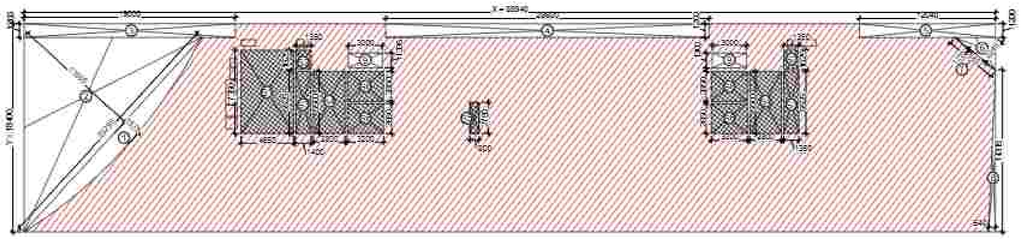

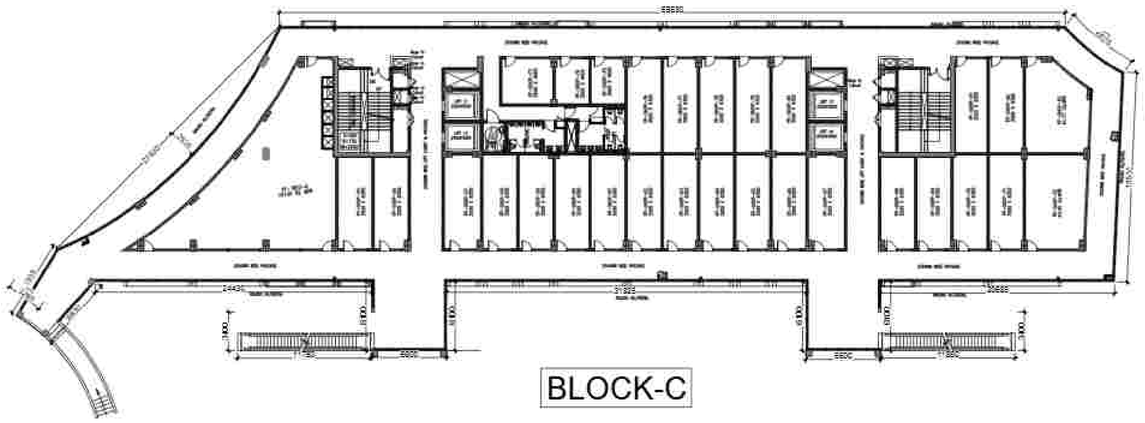

BLOCK-C

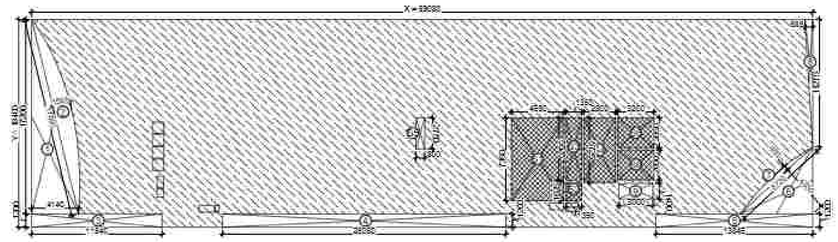

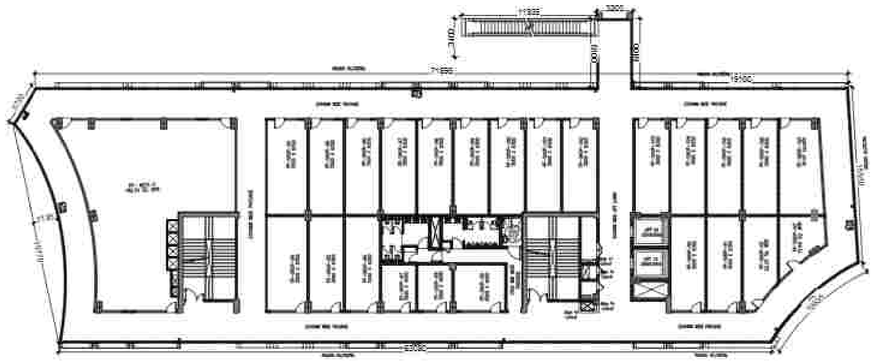

BLOCK-D

GROUND FLOOR AREA DETAIL (BLOCK-C)										
Z	85.940			X	18.400					1581.296
DEDUCTIONS (D)										
ITEM	WIDTH	X	LENGTH	X	HEIGHT	X	COEFFICIENT	X	NO.	AREA
1	23.295	X	1.575	X		X	0.667	X	1	24.472
2	23.295	X	11.605	X		X	0.500	X	1	135.169
3	19.000	X	1.205	X		X	1.000	X	1	22.895
4	28.600	X	1.200	X		X	1.000	X	1	34.320
5	12.040	X	1.200	X		X	1.000	X	1	14.448
6	4.585	X	2.245	X		X	0.500	X	1	5.147
7	4.585	X	0.125	X		X	0.667	X	1	0.382
8	0.640	X	14.315	X		X	0.500	X	1	4.581
9	3.000	X	1.305	X		X	1.000	X	2	7.830
TOTAL DEDUCTION (D)										249.244
TOTAL COMMERCIAL COVERED AREA, C=Z-D										1332.052
SERVICE AREA (S)										
ITEM	WIDTH	X	LENGTH	X	HEIGHT	X	COEFFICIENT	X	NO.	AREA
S1	4.650	X	7.350	X		X	1.000	X	1	34.178
S2	1.350	X	1.825	X		X	1.000	X	2	4.928
S3	1.400	X	5.525	X		X	1.000	X	2	15.470
S4	2.800	X	5.500	X		X	1.000	X	2	30.800
S5	2.750	X	0.800	X		X	1.000	X	1	2.200
S6	3.200	X	2.650	X		X	1.000	X	4	33.920
TOTAL SERVICE AREA (S)										121.495
TOTAL COMMERCIAL F.A.R. AREA, C-S										1210.557

INSTITUTIONAL FACILITIES:

1. Waiting & Transit areas
2. Areas designated for public utilities
3. Travel Services
4. Telephone Exchange
5. Electric Sub-station
6. Water works
7. Export related facilities
8. Canteen/Restaurant
9. Creche & Day care center
10. Open eating Kiosks
11. Health Club & Gym
12. Banking & Financial services
13. Business & Financial services
14. Shops
15. Business center/Conference facilities
16. Games/Entertainment room for users
17. Residents of IT Industries and IT enabled services
18. Training center & Library

GROUND FLOOR AREA DETAIL (BLOCK-D)										
Z	69.080			X	18.400					1271.072
DEDUCTIONS (D)										
ITEM	WIDTH	X	LENGTH	X	HEIGHT	X	COEFFICIENT	X	NO.	AREA
1	4.140	X	17.200	X		X	0.500	X	1	35.604
2	17.690	X	1.555	X		X	0.667	X	1	18.348
3	11.540	X	1.200	X		X	1.000	X	1	13.848
4	25.050	X	1.200	X		X	1.000	X	1	30.060
5	13.845	X	1.200	X		X	1.000	X	1	16.614
6	8.720	X	4.350	X		X	0.500	X	1	18.966
7	8.720	X	0.450	X		X	0.667	X	1	2.617
8	0.685	X	11.275	X		X	0.500	X	1	3.862
9	3.000	X	1.400	X		X	1.000	X	1	4.200
TOTAL DEDUCTION (D)										144.119
TOTAL INSTITUTIONAL FACILITY COVERED AREA, C=Z-D										1126.953
SERVICE AREA (S)										
ITEM	WIDTH	X	LENGTH	X	HEIGHT	X	COEFFICIENT	X	NO.	AREA
S1	4.650	X	7.350	X		X	1.000	X	1	34.178
S2	1.350	X	1.625	X		X	1.000	X	1	2.194
S3	1.350	X	5.525	X		X	1.000	X	1	7.459
S4	2.800	X	5.725	X		X	1.000	X	1	16.030
S5	0.800	X	2.750	X		X	1.000	X	1	2.200
S6	3.200	X	2.650	X		X	1.000	X	2	16.960
TOTAL SERVICE AREA (S)										79.020
TOTAL INSTITUTIONAL FACILITY F.A.R. AREA, C-S										1047.933

LEENU SAHGAL Digitally signed by LEENU SAHGAL Date: 2024.12.19 16:12:21 +05'30'

Sudheer Kumar Digitally signed by Sudheer Kumar Date: 2024.12.11 15:36:34 +05'30'

Musharraf Yusuf Digitally signed by Musharraf Yusuf Date: 2024.12.07 20:01:11 +05'30'

SUBMISSION

PROJECT:
EXISTING INSTITUTIONAL BUILDING
AT SECTOR TECH ZONE-4, PLOT-7,
GREATER NOIDA
M/S A.L. SOFTWEB PVT LTD.

DRAWING TITLE:
COMMERCIAL
BLOCKS - C & D
GROUND FLOOR FLOOR PLAN & AREA DIAGRAM

AMISH BHUTANI

ROHIT SAINI Digitally signed by ROHIT SAINI Date: 2023.07.28 11:02:43 +05'30'

OWNER'S SIGN | ARCHITECT'S SIGN

ARCHITECT: ACPL Design Ltd

SCALE | DEALT BY | DATE: 08.04.2019

DESIGN BY | CHECKED BY | DRG. No.

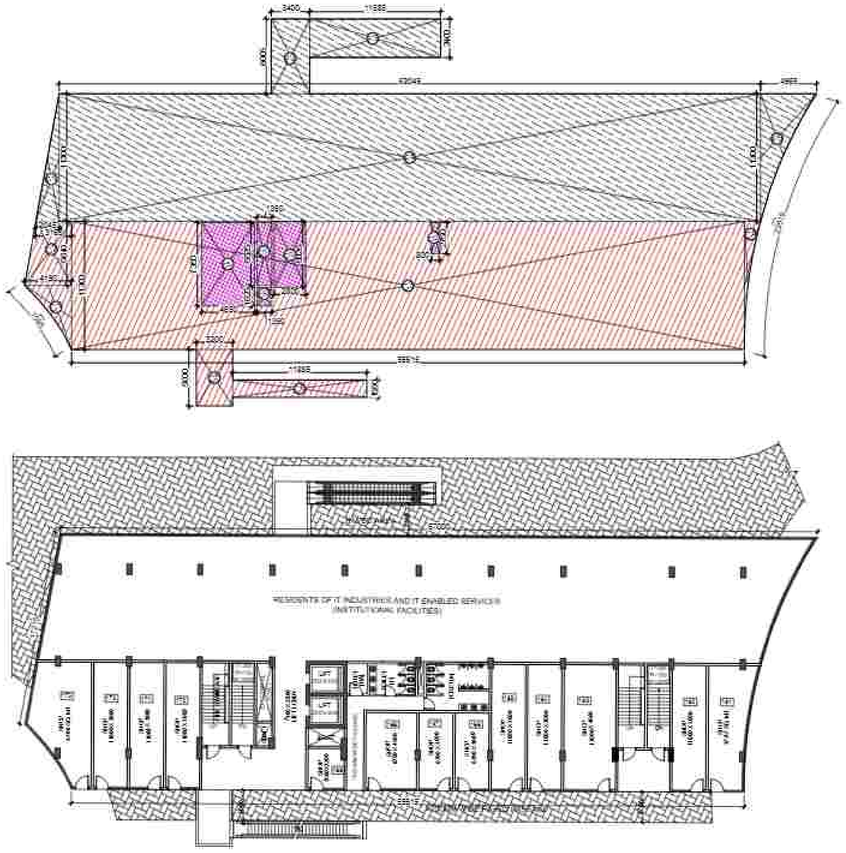

BLOCK-E

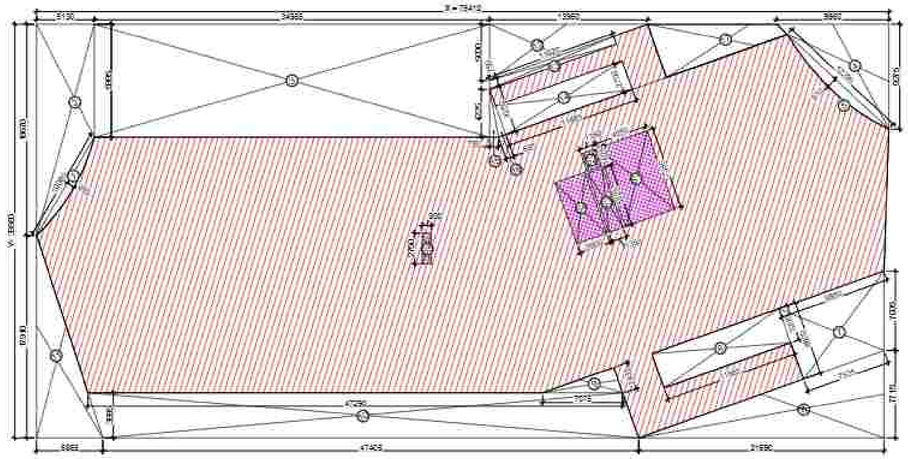

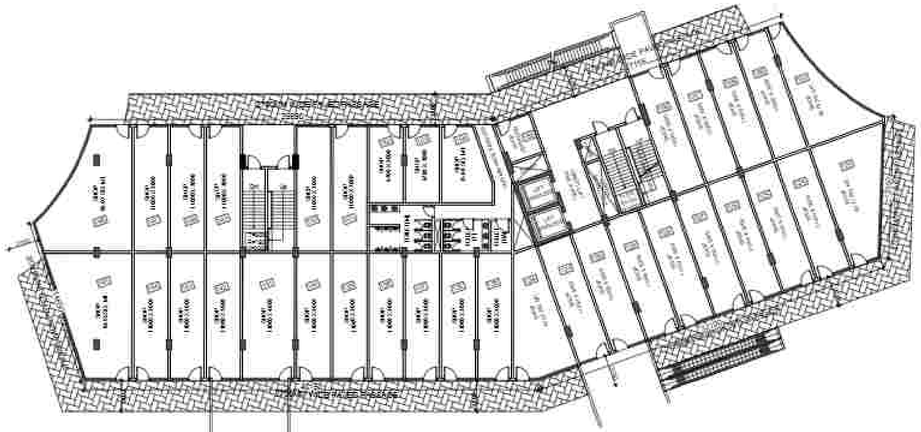

BLOCK-F

F.A.R. USAGE

- COMMERCIAL
- FACILITY
- SERVICE

LEENU SAHGAL

Digitally signed by LEENU SAHGAL
Date: 2024.12.19 16:13:28 +05'30'

BASEMENT-1 FLOOR AREA DETAIL (BLOCK-E)										
ITEM	WIDTH	X	LENGTH	X	HEIGHT	X	COEFFICIENT	X	NO.	AREA
C1	10.270							X	1	10.270
C2	4.190	+	3.165	X	5.640	X	0.500	X	1	20.741
C3	59.515	X	11.300	X		X	1.000	X	1	672.520
C4	5.074							X	1	5.074
C5	3.200	X	5.000	X		X	1.000	X	1	16.000
C6	11.885	X	1.550	X		X	1.000	X	1	18.422
COMMERCIAL COVERED AREA (E)										743.026
SERVICE AREA (S1)										
ITEM	WIDTH	X	LENGTH	X	HEIGHT	X	COEFFICIENT	X	NO.	AREA
CS1	4.650	X	7.350	X		X	1.000	X	1	34.178
CS2	1.350	X	1.625	X		X	1.000	X	1	2.194
CS3	1.350	X	5.525	X		X	1.000	X	1	7.459
CS4	2.800	X	5.825	X		X	1.000	X	1	16.310
CS5	0.800	X	2.750	X		X	1.000	X	1	2.200
TOTAL SERVICE AREA (S1)										62.340
COMMERCIAL F.A.R. AREA (A-S1)										680.686
ITEM	WIDTH	X	LENGTH	X	HEIGHT	X	COEFFICIENT	X	NO.	AREA
F1	2.045	X	11.300	X		X	0.500	X	1	11.554
F2	3.400	X	6.605	X		X	1.000	X	1	22.457
F3	11.585	X	3.400	X		X	1.000	X	1	39.389
F4	62.045	X	11.300	X		X	1.000	X	1	701.109
F5	23.973							X	1	23.973
INSTITUTIONAL FACILITY COVERED AREA (E)										798.482
INSTITUTIONAL FACILITY F.A.R. AREA (E)										798.482

INSTITUTIONAL FACILITIES:

1. Waiting & Transit areas
2. Areas designated for public utilities
3. Travel Services
4. Telephone Exchange
5. Electric Sub-station
6. Water works
7. Export related facilities
8. Canteen/Restaurant
9. Creche & Day care center
10. Open eating Kiosks
11. Health Club & Gym
12. Banking & Financial services
13. Business & Financial services
14. Shops
15. Business center/Conference facilities
16. Games/Entertainment room for users
17. Residents of IT Industries and IT enabled services
18. Training center & Library

BASEMENT-1 FLOOR AREA DETAIL (BLOCK-F)										
Z = X x Y			75.410			X	35.670			2689.875
DEDUCTIONS (D)										
ITEM	WIDTH	X	LENGTH	X	HEIGHT	X	COEFFICIENT	X	NO.	AREA
1	10.080	X	0.695	X		X	0.667	X	1	4.673
2	18.670	+	9.995	X	5.130	X	0.500	X	1	73.526
3	34.965	X	9.995	X		X	1.000	X	1	349.475
4	9.960	X	9.275	X		X	0.500	X	1	46.190
5	12.290	X	0.910	X		X	0.667	X	1	7.460
6	11.885	X	3.200	X		X	1.000	X	1	38.032
7	9.880	+	7.535	X	6.600	X	0.500	X	1	57.470
8	21.690	X	7.715	X		X	0.500	X	1	83.669
9	7.075	X	2.435	X		X	0.500	X	1	8.614
10	47.405	+	47.290	X	3.985	X	0.500	X	1	188.680
11	5.865	X	17.910	X		X	0.500	X	1	52.521
12	5.000	X	13.960	X		X	0.500	X	1	34.900
13	11.620	X	0.750	X		X	1.000	X	1	8.715
14	11.885	X	2.700	X		X	1.000	X	1	32.090
15	0.780	X	4.225	X		X	0.500	X	1	1.648
16	0.685	X	4.250	X		X	0.500	X	1	1.456
17	P.LINE AREA							X	1	33.530
TOTAL DEDUCTION (D)										1022.646
TOTAL COMMERCIAL COVERED AREA, C=Z-D										1667.229
SERVICE AREA (S)										
ITEM	WIDTH	X	LENGTH	X	HEIGHT	X	COEFFICIENT	X	NO.	AREA
S1	4.650	X	7.350	X		X	1.000	X	1	34.178
S2	1.350	X	1.625	X		X	1.000	X	1	2.194
S3	1.350	X	5.525	X		X	1.000	X	1	7.459
S4	2.800	X	5.725	X		X	1.000	X	1	16.030
S5	0.800	X	2.750	X		X	1.000	X	1	2.200
TOTAL SERVICE AREA (S)										62.060
COMMERCIAL F.A.R. AREA, (C-S)										1605.169

Sudheer Kumar

Digitally signed by Sudheer Kumar
Date: 2024.12.11 15:36:56 +05'30'

Musharraf Yusuf

Digitally signed by Musharraf Yusuf
Date: 2024.12.07 20:04:36 +05'30'

SUBMISSION

PROJECT:
EXISTING INSTITUTIONAL BUILDING
AT SECTOR TECH ZONE-4, PLOT-7,
GREATER NOIDA
M/S A.L. SOFTWEB PVT LTD.

DRAWING TITLE:
COMMERCIAL
BLOCKS - E & F
BASEMENT-1 FLOOR PLAN & AREA DIAGRAM

AMISH BHUTANI — Digitally signed by AMISH BHUTANI

ROHIT SAINI — Digitally signed by ROHIT SAINI

OWNER'S SIGN | ARCHITECT'S SIGN

ARCHITECT - ACPL Design Ltd

SCALE	DEALT BY	DATE - 08.04.2019
DESIGN BY	CHECKED BY	DRG. No.

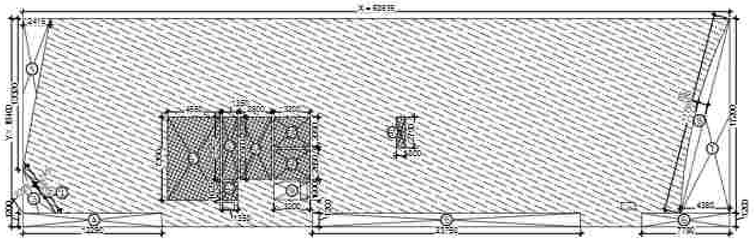

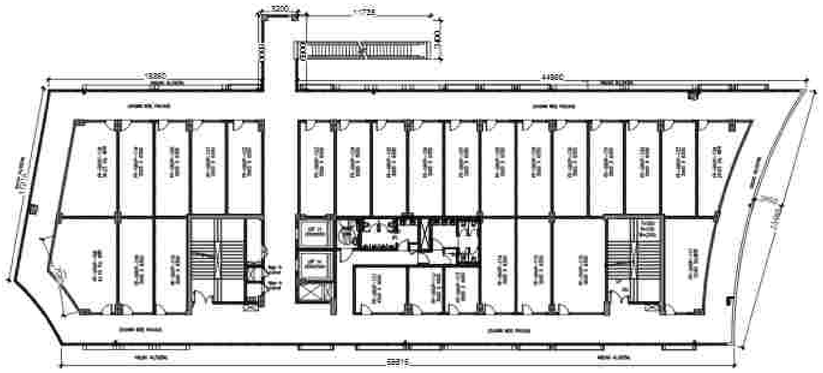

BLOCK-E

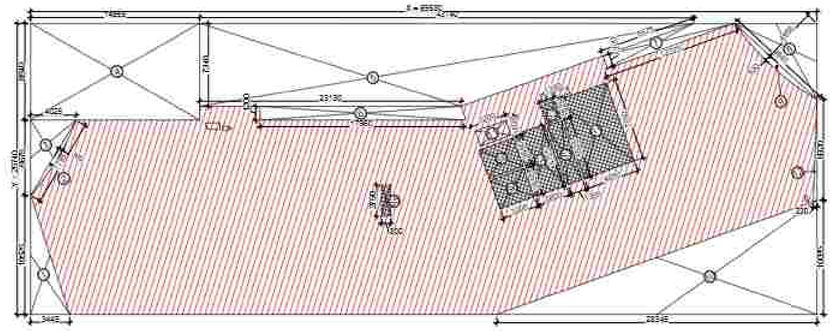

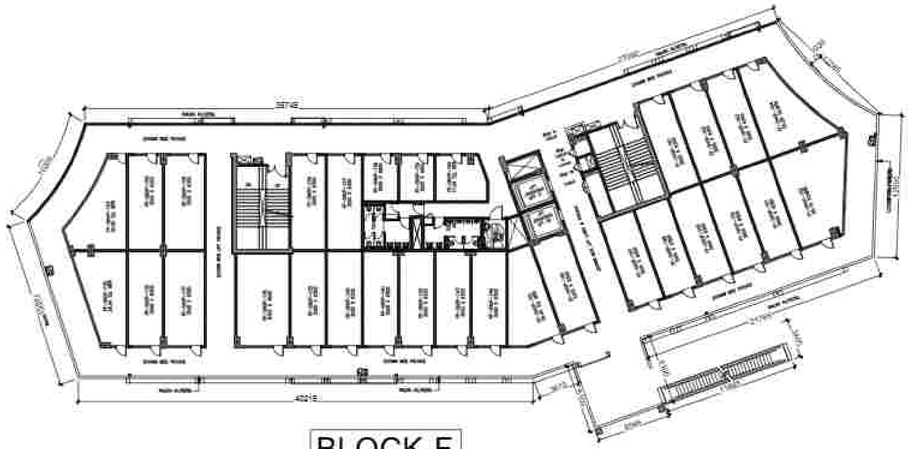

BLOCK-F

F.A.R. USAGE

- COMMERCIAL
- FACILITY
- SERVICE

GROUND FLOOR AREA DETAIL (BLOCK-E)										
Z	62.535			X	18.400					1150.644
DEDUCTIONS (D)										
ITEM	WIDTH	X	LENGTH	X	HEIGHT	X	COEFFICIENT	X	NO.	AREA
1	2.415	X	13.320	X		X	0.500	X	1	16.084
2	4.845	X	0.140	X		X	0.667	X	1	0.452
3	4.845	X	2.325	X		X	0.500	X	1	5.632
4	12.290	X	1.200	X		X	1.000	X	1	14.748
5	23.750	X	1.200	X		X	1.000	X	1	28.500
6	7.780	X	1.200	X		X	1.000	X	1	9.336
7	4.380	X	17.200	X		X	0.500	X	1	37.668
8	17.750	X	0.890	X		X	0.667	X	1	10.537
9	3.200	X	1.600	X		X	1.000	X	1	5.120
TOTAL DEDUCTION (D)										128.078
TOTAL INSTITUTIONAL FACILITY COVERED AREA, C=Z-D										1022.566
SERVICE AREA (S)										
ITEM	WIDTH	X	LENGTH	X	HEIGHT	X	COEFFICIENT	X	NO.	AREA
S1	4.650	X	7.350	X		X	1.000	X	1	34.178
S2	1.350	X	1.625	X		X	1.000	X	1	2.194
S3	1.350	X	5.525	X		X	1.000	X	1	7.459
S4	2.800	X	5.500	X		X	1.000	X	1	15.400
S5	0.800	X	2.750	X		X	1.000	X	1	2.200
S6	3.200	X	2.650	X		X	1.000	X	2	16.960
TOTAL SERVICE AREA (S)										78.390
TOTAL INSTITUTIONAL FACILITY F.A.R. AREA, C-S										944.176

INSTITUTIONAL FACILITIES:

1. Waiting & Transit areas
2. Areas designated for public utilities
3. Travel Services
4. Telephone Exchange
5. Electric Sub-station
6. Water works
7. Export related facilities
8. Canteen/Restaurant
9. Creche & Day care center
10. Open eating Kiosks
11. Health Club & Gym
12. Banking & Financial services
13. Business & Financial services
14. Shops
15. Business center/Conference facilities
16. Games/Entertainment room for users
17. Residents of IT Industries and IT enabled services
18. Training center & Library

GROUND FLOOR AREA DETAIL (BLOCK-F)										
Z	69.574			X	25.768					1792.783
DEDUCTIONS (D)										
ITEM	WIDTH	X	LENGTH	X	HEIGHT	X	COEFFICIENT	X	NO.	AREA
1	3.445	X	10.525	X		X	0.500	X	1	18.129
2	7.795	X	0.360	X		X	0.667	X	1	1.872
3	4.025	X	6.675	X		X	0.500	X	1	13.433
4	14.955	X	8.540	X		X	1.000	X	1	127.716
5	43.740	+	23.130	X	7.340	X	0.500	X	1	245.413
6	17.960	X	1.200	X		X	1.000	X	1	21.552
7	12.225	+	8.575	X	1.200	X	0.500	X	1	12.480
8	9.940	X	4.955	X		X	0.500	X	1	24.626
9	9.940	X	0.530	X		X	0.667	X	1	3.514
10	28.345	X	10.085	X		X	0.500	X	1	142.930
11	3.200	X	1.600	X		X	1.000	X	1	5.120
TOTAL DEDUCTION (D)										616.785
TOTAL COMMERCIAL COVERED AREA, C=Z-D										1175.998
SERVICE AREA (S)										
ITEM	WIDTH	X	LENGTH	X	HEIGHT	X	COEFFICIENT	X	NO.	AREA
S1	4.650	X	7.350	X		X	1.000	X	1	34.178
S2	1.350	X	1.625	X		X	1.000	X	1	2.194
S3	1.350	X	5.525	X		X	1.000	X	1	7.459
S4	2.800	X	5.725	X		X	1.000	X	1	16.030
S5	2.750	X	0.800	X		X	1.000	X	1	2.200
S6	3.200	X	2.650	X		X	1.000	X	2	16.960
TOTAL SERVICE AREA (S)										79.020
TOTAL COMMERCIAL F.A.R. AREA, C-S										1096.978

LEENU SAHGAL
Digitally signed by LEENU SAHGAL
Date: 2024.12.19 16:15:36 +05'30'

Sudheer Kumar
Digitally signed by Sudheer Kumar
Date: 2024.12.11 15:37:16 +05'30'

Musharraf Yusuf
Digitally signed by Musharraf Yusuf
Date: 2024.12.07 20:07:07 +05'30'

SUBMISSION

PROJECT:
EXISTING INSTITUTIONAL BUILDING
AT SECTOR TECH ZONE-4, PLOT-7,
GREATER NOIDA
M/S A.L. SOFTWEB PVT LTD.

DRAWING TITLE:
COMMERCIAL
BLOCKS - E & F
GROUND FLOOR FLOOR PLAN & AREA DIAGRAM

AMISH BHUTANI
ROHIT SAINI
Digitally signed by ROHIT SAINI
Date: 2023.07.28 11:02:43 +05'30'

OWNER'S SIGN | ARCHITECT'S SIGN

ARCHITECT:
ACPL
ACPL Design Ltd

SCALE	DEALT BY	DATE - 08.04.2019
DESIGN BY	CHECKED BY	DRG. No.

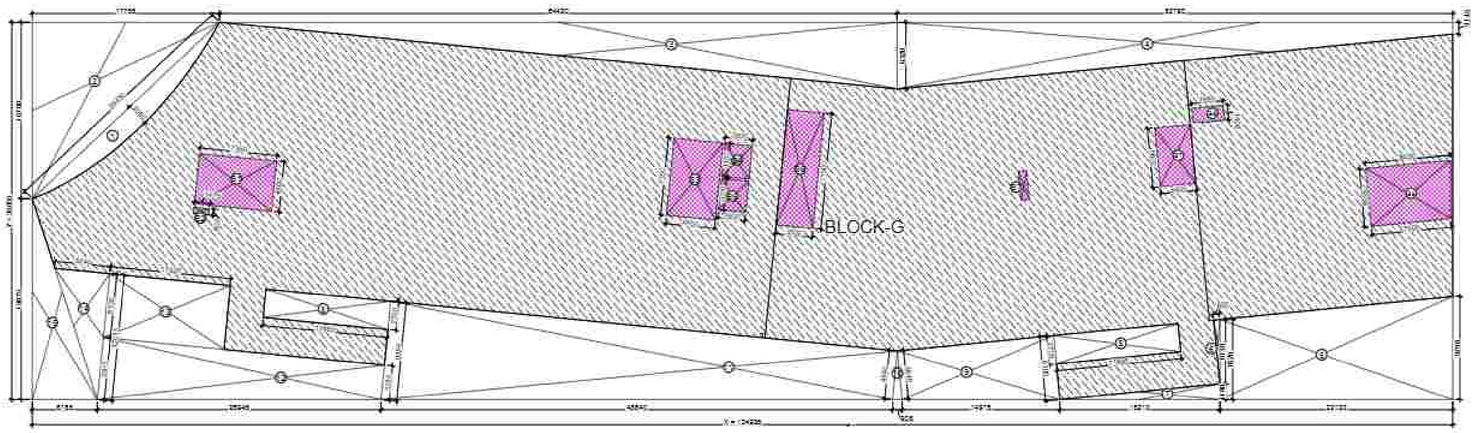

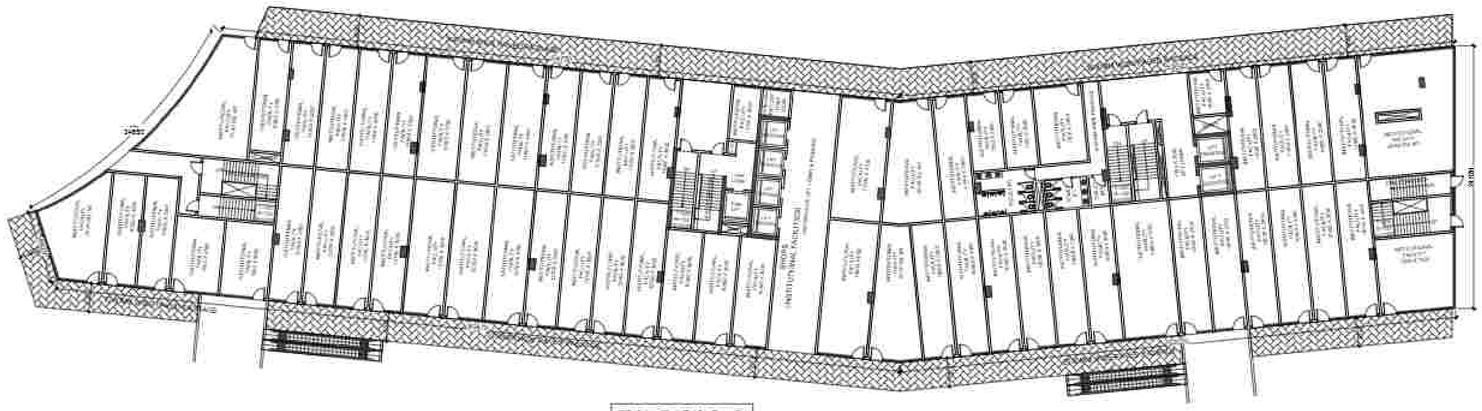

BLOCK-G

BASEMENT-1 FLOOR AREA DETAIL (BLOCK-G)										
Z = X x Y			134.995			X	35.855			4840.246
DEDUCTIONS (D)										
ITEM	WIDTH	X	LENGTH	X	HEIGHT	X	COEFFICIENT	X	NO.	AREA
1	24.450	X	2.080	X		X	0.667	X	1	33.921
2	17.785	X	16.780	X		X	0.500	X	1	149.216
3	64.420	X	6.320	X		X	0.500	X	1	203.567
4	1.145	+	6.320	X	52.790	X	0.500	X	1	197.039
5	9.790	+	7.620	X	22.130	X	0.500	X	1	192.642
6	6.129	X	0.600	X		X	0.500	X	1	1.839
7	15.210	X	1.492	X		X	0.500	X	1	11.347
8	11.885	X	2.700	X		X	1.000	X	2	64.179
9	6.100	+	4.640	X	14.975	X	0.500	X	1	80.416
10	0.905	X	4.640	X		X	0.500	X	1	2.100
11	4.640	+	9.385	X	48.640	X	0.500	X	1	341.088
12	5.915	+	3.285	X	26.945	X	0.500	X	1	123.947
13	11.535	X	6.100	X		X	1.000	X	1	70.364
14	5.240	X	12.015	X		X	0.500	X	1	31.479
15	6.185	X	19.075	X		X	0.500	X	1	58.989
TOTAL DEDUCTION (D)										1562.132
TOTAL INSTITUTIONAL FACILITY COVERED AREA, C=Z-D										3278.114
SERVICE AREA (S)										
ITEM	WIDTH	X	LENGTH	X	HEIGHT	X	COEFFICIENT	X	NO.	AREA
S1	7.350	X	4.800	X		X	1.000	X	1	35.280
S2	1.475	X	0.600	X		X	1.000	X	1	0.885
S3	4.650	X	7.350	X		X	1.000	X	1	34.178
S4	2.600	X	3.150	X		X	1.000	X	1	8.190
S5	2.600	X	3.000	X		X	1.000	X	1	7.800
S6	3.500	X	11.000	X		X	1.000	X	1	38.500
S7	3.400	X	5.600	X		X	1.000	X	1	19.040
S8	2.990	X	1.400	X		X	1.000	X	1	4.186
S9	7.550	+	8.090	X	5.500	X	0.500	X	1	43.010
TOTAL SERVICE AREA (S)										191.069
INSTITUTIONAL FACILITY F.A.R. AREA, (C-S)										3087.046

LEENU SAHGAL

Digitally signed by LEENU SAHGAL
Date: 2024.12.19 16:16:16 +05'30'

F.A.R. USAGE

- COMMERCIAL
- FACILITY
- SERVICE

Sudheer Kumar

Digitally signed by Sudheer Kumar
Date: 2024.12.11 15:37:43 +05'30'

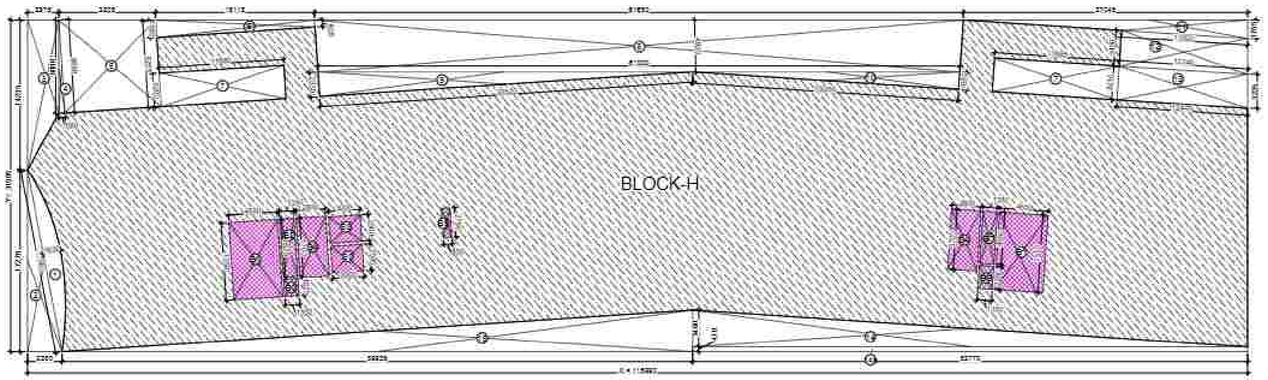

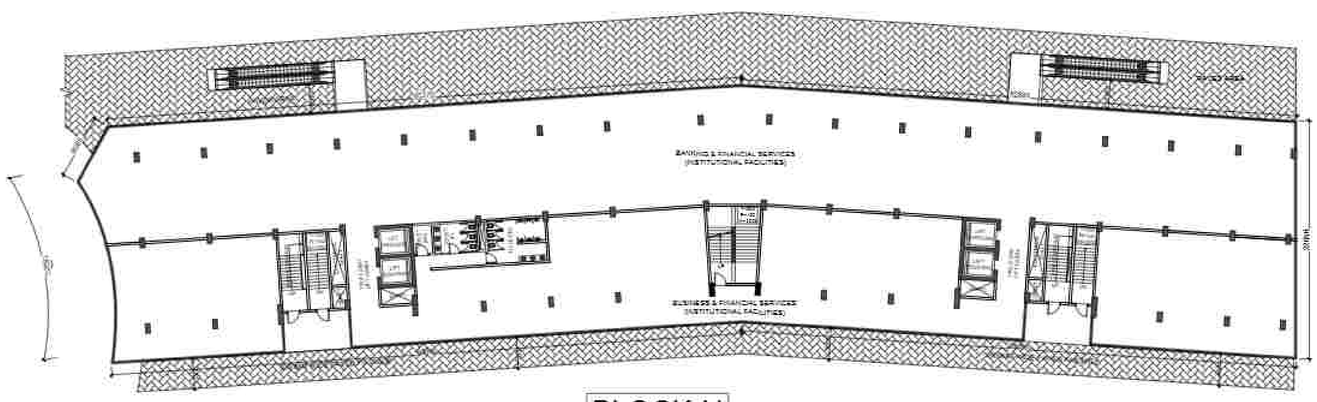

BLOCK-H

BASEMENT-1 FLOOR AREA DETAIL (BLOCK-H)										
Z = X x Y			115.990			X	31.505			3654.265
DEDUCTIONS (D)										
ITEM	WIDTH	X	LENGTH	X	HEIGHT	X	COEFFICIENT	X	NO.	AREA
1	17.580	X	1.630	X		X	0.667	X	1	19.113
2	3.280	X	17.270	X		X	0.500	X	1	28.323
3	14.235	+	8.880	X	2.975	X	0.500	X	1	34.384
4	0.580	X	8.880	X		X	0.500	X	1	2.575
5	8.860	+	8.255	X	9.205	X	0.500	X	1	78.772
6	1.665	+	0.665	X	15.115	X	0.500	X	1	17.609
7	11.885	X	3.200	X		X	1.000	X	2	76.064
8	61.650	+	61.000	X	4.930	X	0.500	X	1	302.332
9	35.520	X	2.330	X		X	0.500	X	1	41.381
10	25.350	X	1.665	X		X	0.500	X	1	21.104
11	27.045	X	1.755	X		X	0.500	X	1	23.732
12	12.240	+	12.020	X	3.400	X	0.500	X	1	41.242
13	12.445	+	12.240	X	3.210	X	0.500	X	1	39.619
14	52.770	X	3.460	X		X	0.500	X	1	91.292
14a	52.770	X	0.470	X		X	1.000	X	1	24.802
15	59.935	X	3.930	X		X	0.500	X	1	117.772
TOTAL DEDUCTION (D)										960.116
TOTAL INSTITUTIONAL FACILITY COVERED AREA, C=Z-D										2694.149
SERVICE AREA (S)										
ITEM	WIDTH	X	LENGTH	X	HEIGHT	X	COEFFICIENT	X	NO.	AREA
S1	4.650	X	7.350	X		X	1.000	X	2	68.355
S2	1.350	X	5.525	X		X	1.000	X	1	7.459
S3	1.350	X	1.625	X		X	1.000	X	1	2.194
S4	2.800	X	5.700	X		X	1.000	X	2	31.920
S5	0.800	X	2.750	X		X	1.000	X	1	2.200
S6	1.350	X	2.200	X		X	1.000	X	1	2.970
S7	1.350	X	4.950	X		X	1.000	X	1	6.683
S8	3.000	X	2.500	X		X	1.000	X	2	15.000
TOTAL SERVICE AREA (S)										136.780
INSTITUTIONAL FACILITY F.A.R. AREA, (C-S)										2557.369

INSTITUTIONAL FACILITIES:

1. Waiting & Transit areas
2. Areas designated for public utilities
3. Travel Services
4. Telephone Exchange
5. Electric Sub-station
6. Water works
7. Export related facilities
8. Canteen/Restaurant
9. Creche & Day care center
10. Open eating Kiosks
11. Health Club & Gym
12. Banking & Financial services
13. Business & Financial services
14. Shops
15. Business center/Conference facilities
16. Games/Entertainment room for users
17. Residents of IT Industries and IT enabled services
18. Training center & Library

Musharraf Yusuf

Digitally signed by Musharraf Yusuf
Date: 2024.12.07 20:09:59 +05'30'

SUBMISSION

PROJECT:
EXISTING INSTITUTIONAL BUILDING
AT SECTOR TECH ZONE-4, PLOT-7,
GREATER NOIDA
M/S A.L. SOFTWEB PVT LTD.

DRAWING TITLE:
COMMERCIAL
BLOCKS - G & H
BASEMENT-1 FLOOR PLAN & AREA DIAGRAM

AMISH BHUTANI — Digitally signed by AMISH BHUTANI

ROHIT SAINI — Digitally signed by ROHIT SAINI

OWNER'S SIGN | ARCHITECT'S SIGN

ARCHITECT
ACPL Design Ltd

SCALE	DEALT BY	DATE - 08.04.2019
DESIGN BY	CHECKED BY	DRG. No.

F.A.R. USAGE

- COMMERCIAL
- FACILITY
- SERVICE

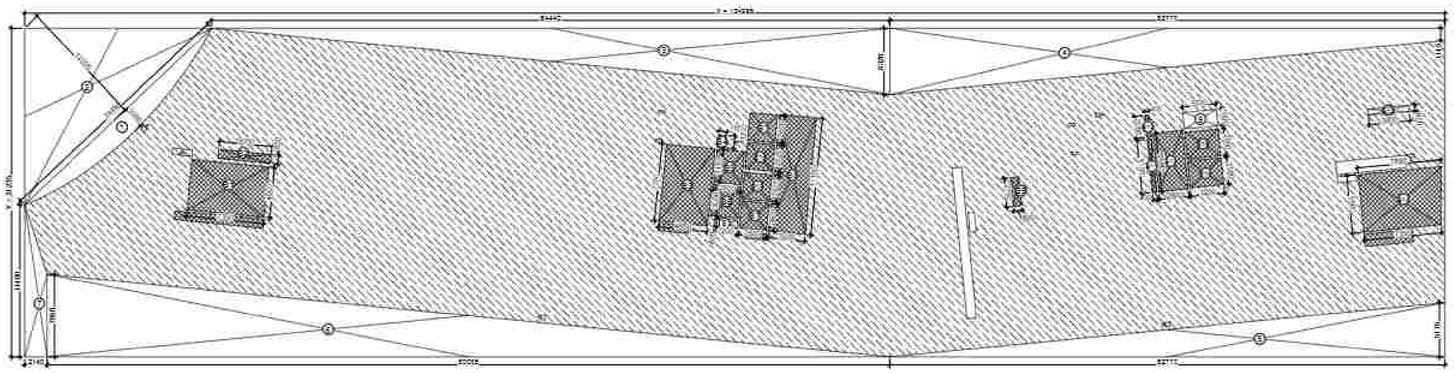

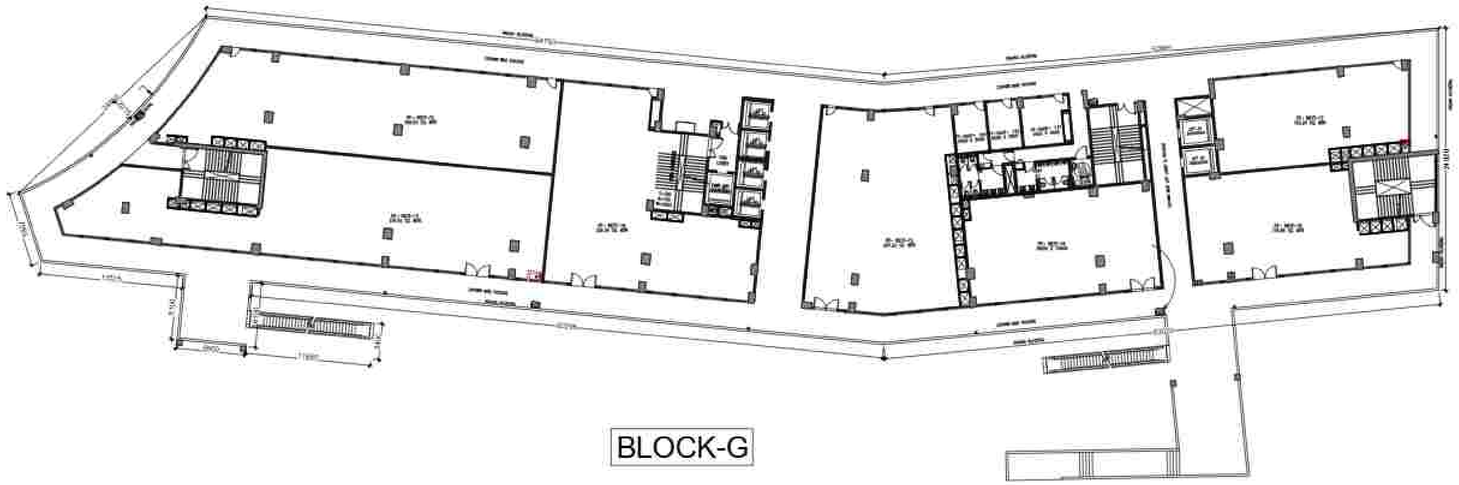

BLOCK-G

GROUND FLOOR AREA DETAIL (BLOCK-G)										
Z = X x Y			134.995			X	31.235			4216.569
DEDUCTIONS (D)										
ITEM	WIDTH	X	LENGTH	X	HEIGHT	X	COEFFICIENT	X	NO.	AREA
1	24.450	X	2.080	X		X	0.667	X	1	33.921
2	24.450	X	12.205	X		X	0.500	X	1	149.206
3	64.440	X	6.320	X		X	0.500	X	1	203.630
4	6.320	+	1.145	X	52.770	X	0.500	X	1	196.964
5	52.770	X	5.175	X		X	0.500	X	1	136.542
6	80.085	X	7.850	X		X	0.500	X	1	314.334
7	14.460	+	7.850	X	2.140	X	0.500	X	1	23.872
8	2.200	X	0.800	X		X	1.000	X	1	1.760
9	3.200	X	1.600	X		X	1.000	X	1	5.120
TOTAL DEDUCTION (D)										1065.349
TOTAL INSTITUTIONAL FACILITY COVERED AREA, C=Z-D										3151.220
SERVICE AREA (S)										
ITEM	WIDTH	X	LENGTH	X	HEIGHT	X	COEFFICIENT	X	NO.	AREA
S1	7.350	X	4.800	X		X	1.000	X	1	35.280
S2	5.000	X	0.850	X		X	1.000	X	1	4.250
S3	4.650	X	7.350	X		X	1.000	X	1	34.178
S4	0.750	X	1.200	X		X	1.000	X	1	0.900
S5	2.500	X	3.150	X		X	1.000	X	1	7.875
S6	2.600	X	3.000	X		X	1.000	X	1	7.800
S7	2.600	X	2.600	X		X	1.000	X	2	13.520
S8	3.500	X	11.100	X		X	1.000	X	1	38.850
S9	0.800	X	2.750	X		X	1.000	X	1	2.200
S10	0.400	X	2.050	X		X	1.000	X	1	0.820
S11	0.400	X	5.100	X		X	1.000	X	1	2.040
S12	2.800	X	5.600	X		X	1.000	X	1	15.680
S13	3.900	X	0.600	X		X	1.000	X	1	2.340
S14	7.890	+	7.350	X	5.500	X	0.500	X	1	41.910
S15	2.600	X	2.525	X		X	1.000	X	2	13.130
S16	3.200	X	2.550	X		X	1.000	X	2	16.320
TOTAL SERVICE AREA (S)										207.643
TOTAL INSTITUTIONAL FACILITY F.A.R. AREA, C-S										2943.577

LEENU SAHGAL Digitally signed by LEENU SAHGAL Date: 2024.12.19 16:20:06 +05'30'

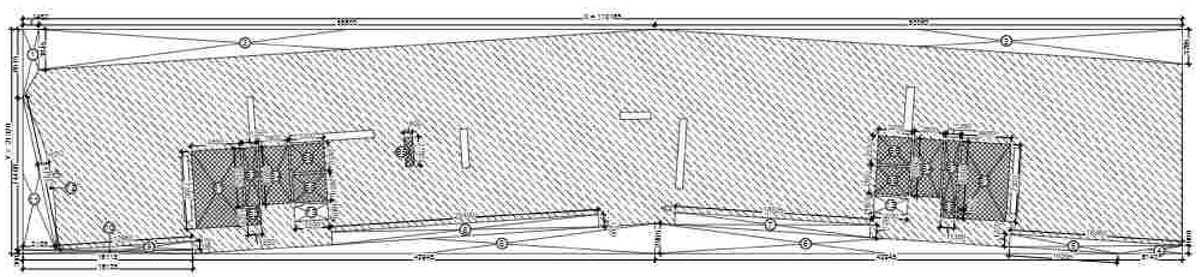

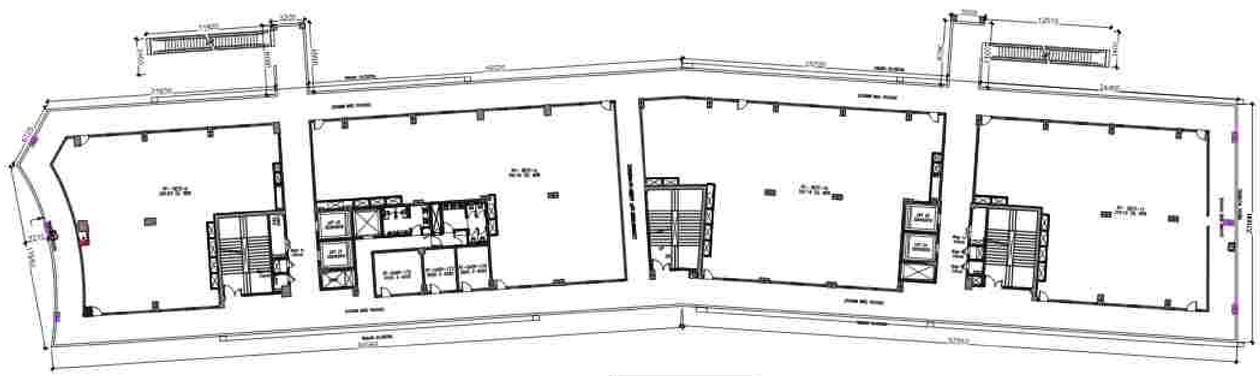

BLOCK-H

GROUND FLOOR AREA DETAIL (BLOCK-H)										
Z	110.165			X	21.320					2348.718
DEDUCTIONS (D)										
ITEM	WIDTH	X	LENGTH	X	HEIGHT	X	COEFFICIENT	X	NO.	AREA
1	6.515	+	3.845	X	1.480	X	0.500	X	1	7.666
2	58.600	X	3.845	X		X	0.500	X	1	112.659
3	50.080	X	3.285	X		X	0.500	X	1	82.256
4	6.140	X	0.800	X		X	0.500	X	1	2.456
5	16.360	+	10.295	X	1.200	X	0.500	X	1	15.993
6	43.945	X	2.885	X		X	0.500	X	2	126.781
7	18.595	X	1.200	X		X	1.000	X	1	22.314
8	25.400	X	1.200	X		X	1.000	X	1	30.480
9	12.960	X	0.850	X		X	0.500	X	1	5.508
10	16.135	+	16.115	X	0.350	X	0.500	X	1	5.644
11	3.125	X	14.460	X		X	0.500	X	1	22.594
12	14.795	X	1.050	X		X	0.667	X	1	10.362
13	3.200	X	1.600	X		X	1.000	X	2	10.240
TOTAL DEDUCTION (D)										454.953
TOTAL INSTITUTIONAL FACILITY COVERED AREA, C=Z-D										1893.765
SERVICE AREA (S)										
ITEM	WIDTH	X	LENGTH	X	HEIGHT	X	COEFFICIENT	X	NO.	AREA
S1	4.650	X	7.350	X		X	1.000	X	2	68.355
S2	1.350	X	1.625	X		X	1.000	X	1	2.194
S3	1.350	X	5.525	X		X	1.000	X	1	7.459
S4	2.800	X	5.500	X		X	1.000	X	2	30.800
S5	0.800	X	2.750	X		X	1.000	X	1	2.200
S6	2.650	X	3.200	X		X	1.000	X	4	33.920
S7	1.350	X	6.350	X		X	1.000	X	1	8.573
S8	1.350	X	0.800	X		X	1.000	X	1	1.080
TOTAL SERVICE AREA (S)										154.580
TOTAL INSTITUTIONAL FACILITY F.A.R. AREA, C-S										1739.185

INSTITUTIONAL FACILITIES:

1. Waiting & Transit areas
2. Areas designated for public utilities
3. Travel Services
4. Telephone Exchange
5. Electric Sub-station
6. Water works
7. Export related facilities
8. Canteen/Restaurant
9. Creche & Day care center
10. Open eating Kiosks
11. Health Club & Gym
12. Banking & Financial services
13. Business & Financial services
14. Shops
15. Business center/Conference facilities
16. Games/Entertainment room for users
17. Residents of IT Industries and IT enabled services
18. Training center & Library

Musharraf Yusuf Digitally signed by Musharraf Yusuf Date: 2024.12.07 20:12:53 +05'30'

Sudheer Kumar Digitally signed by Sudheer Kumar Date: 2024.12.11 15:38:07 +05'30'

SUBMISSION

PROJECT:
EXISTING INSTITUTIONAL BUILDING AT SECTOR TECH ZONE-4, PLOT-7, GREATER NOIDA
M/S A.L. SOFTWEB PVT LTD.

DRAWING TITLE:
COMMERCIAL
BLOCKS - G & H
GROUND FLOOR FLOOR PLAN & AREA DIAGRAM

AMISH BHUTANI Digitally signed by AMISH BHUTANI Date: 2024.11.14 12:21:40 +05'30'

ROHIT SAINI Digitally signed by ROHIT SAINI Date: 2024.07.29 11:02:40 +05'30'

OWNER'S SIGN | ARCHITECT'S SIGN

ARCHITECT: ACPL Design Ltd

SCALE	DEALT BY	DATE: 08.04.2019
DESIGN BY	CHECKED BY	DRG. No.

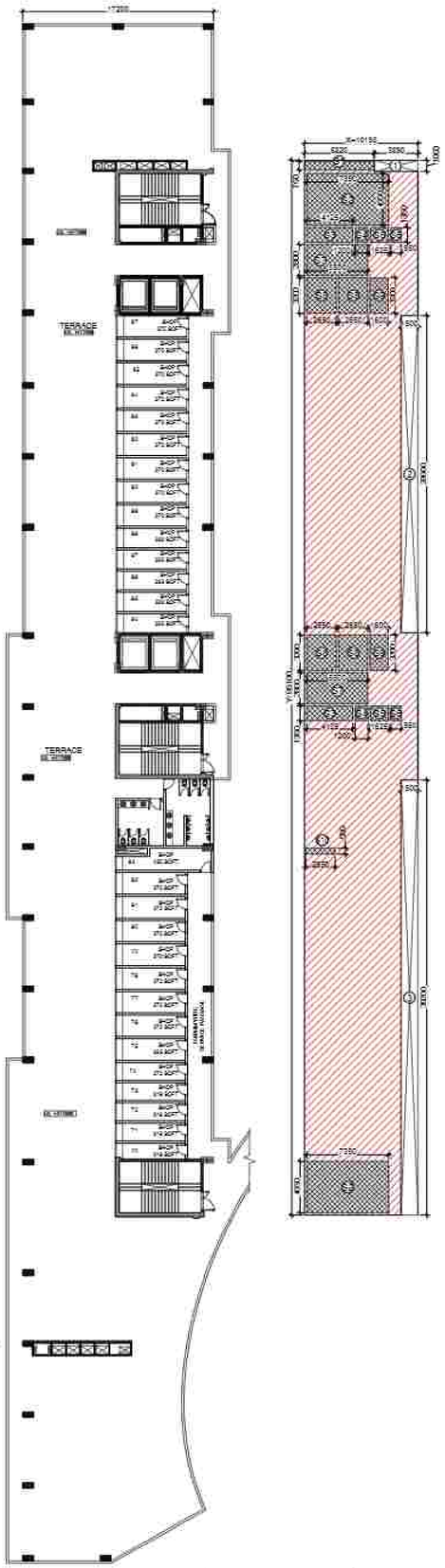

BLOCK-B

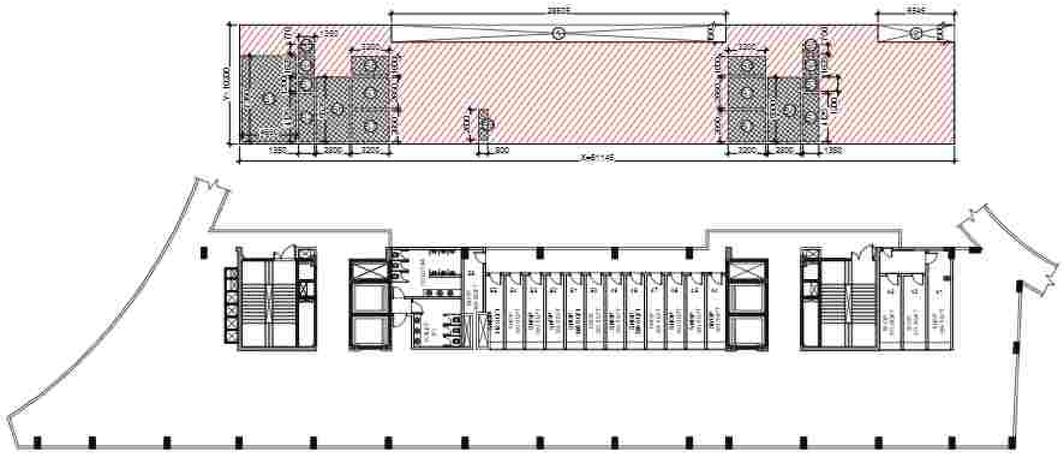

BLOCK-C

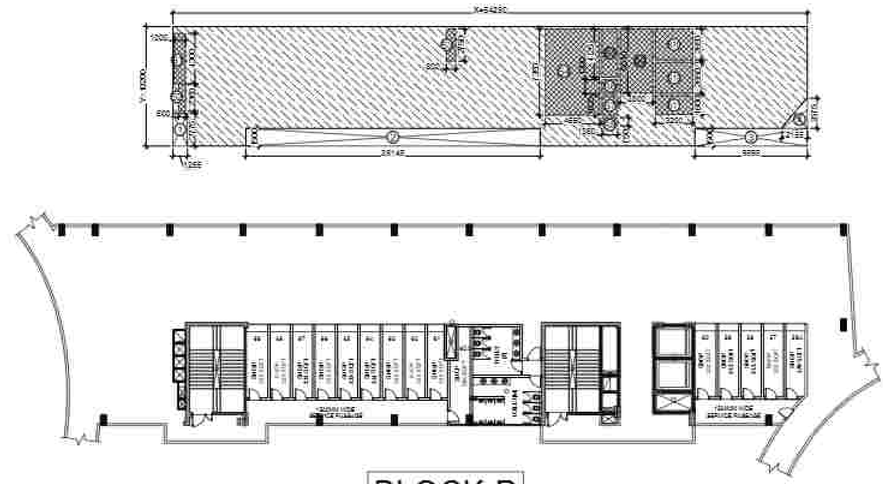

BLOCK-D

1ST FLOOR AREA DETAIL (BLOCK-C)										
XY	61.145			X	10.200					623.679
DEDUCTIONS (D)										
ITEM	WIDTH	X	LENGTH	X	HEIGHT	X	COEFFICIENT	X	NO.	AREA
1	28.605	X	1.500	X		X	1.000	X	1	42.908
2	6.545	X	1.500	X		X	1.000	X	1	9.818
TOTAL DEDUCTION (D)										52.725
TOTAL COVERED AREA, C=XY-D										570.954
SERVICE AREA (S)										
ITEM	WIDTH	X	LENGTH	X	HEIGHT	X	COEFFICIENT	X	NO.	AREA
S1	4.650	X	7.350	X		X	1.000	X	1	34.178
S2	1.350	X	4.125	X		X	1.000	X	2	11.138
S3	1.350	X	1.200	X		X	1.000	X	2	3.240
S4	1.350	X	1.625	X		X	1.000	X	2	4.388
S5	1.350	X	0.770	X		X	1.000	X	2	2.079
S6	2.800	X	5.525	X		X	1.000	X	2	30.940
S7	3.200	X	2.650	X		X	1.000	X	4	33.920
S8	3.200	X	1.600	X		X	1.000	X	2	10.240
S9	0.800	X	2.600	X		X	1.000	X	1	2.080
TOTAL SERVICE AREA (S)										132.202
TOTAL FACILITY F.A.R. AREA, C-S										438.753

LEENU SAHGAL

Digitally signed by LEENU SAHGAL
Date: 2024.12.19 16:21:33 +05'30'

1ST FLOOR AREA DETAIL (BLOCK-D)										
XY	54.250			X	10.200					553.350
DEDUCTIONS (D)										
ITEM	WIDTH	X	LENGTH	X	HEIGHT	X	COEFFICIENT	X	NO.	AREA
1	1.255	X	2.775	X		X	1.000	X	1	3.483
2	25.145	X	1.500	X		X	1.000	X	1	37.718
3	9.595	X	1.500	X		X	1.000	X	1	14.393
4	2.155	X	2.575	X		X	0.500	X	1	2.775
TOTAL DEDUCTION (D)										58.367
TOTAL COVERED AREA, C=XY-D										494.983
SERVICE AREA (S)										
ITEM	WIDTH	X	LENGTH	X	HEIGHT	X	COEFFICIENT	X	NO.	AREA
S1	1.000	X	4.300	X		X	1.000	X	1	4.300
S2	0.600	X	2.350	X		X	1.000	X	1	1.410
S3	0.800	X	2.750	X		X	1.000	X	1	2.200
S4	4.650	X	7.350	X		X	1.000	X	1	34.178
S5	1.350	X	4.125	X		X	1.000	X	1	5.569
S6	1.350	X	1.200	X		X	1.000	X	1	1.620
S7	1.350	X	1.625	X		X	1.000	X	1	2.194
S8	1.350	X	0.750	X		X	1.000	X	1	1.013
S9	2.800	X	5.510	X		X	1.000	X	1	15.428
S10	3.200	X	2.650	X		X	1.000	X	2	16.960
S11	3.200	X	1.600	X		X	1.000	X	1	5.120
TOTAL SERVICE AREA (S)										89.991
TOTAL FACILITY F.A.R. AREA, C-S										404.992

1ST FLOOR AREA DETAIL (BLOCK-B)										
XY	10.195			X	95.100					969.545
Total Area=Z										969.545
DEDUCTIONS (D)										
ITEM	WIDTH	X	LENGTH	X	HEIGHT	X	COEFFICIENT	X	NO.	AREA
1	3.890	X	1.000	X		X	1.000	X	1	3.890
2	1.500	X	28.600	X		X	1.000	X	1	42.900
3	1.500	X	39.200	X		X	1.000	X	1	58.800
TOTAL DEDUCTION (D)										105.590
TOTAL COVERED AREA, C=XY-D										863.955
SERVICE AREA (S)										
ITEM	WIDTH	X	LENGTH	X	HEIGHT	X	COEFFICIENT	X	NO.	AREA
S1	6.220	X	0.750	X		X	1.000	X	1	4.665
S2	7.350	X	4.650	X		X	1.000	X	2	68.355
S3	4.125	X	1.350	X		X	1.000	X	2	11.138
S4	1.200	X	1.350	X		X	1.000	X	2	3.240
S5	1.625	X	1.350	X		X	1.000	X	2	4.388
S6	0.950	X	1.350	X		X	1.000	X	2	2.565
S7	5.500	X	2.800	X		X	1.000	X	2	30.800
S8	2.650	X	3.200	X		X	1.000	X	4	33.920
S9	1.600	X	3.200	X		X	1.000	X	2	10.240
S10	2.650	X	0.550	X		X	1.000	X	1	1.458
TOTAL SERVICE AREA (S)										170.768
TOTAL FACILITY F.A.R. AREA, F=C-S										693.187

INSTITUTIONAL FACILITIES:

1. Waiting & Transit areas
2. Areas designated for public utilities
3. Travel Services
4. Telephone Exchange
5. Electric Sub-station
6. Water works
7. Export related facilities
8. Canteen/Restaurant
9. Creche & Day care center
10. Open eating Kiosks
11. Health Club & Gym
12. Banking & Financial services
13. Business & Financial services
14. Shops
15. Business center/Conference facilities
16. Games/Entertainment room for users
17. Residents of IT Industries and IT enabled services
18. Training center & Library

Sudheer Kumar

Digitally signed by Sudheer Kumar
Date: 2024.12.11 15:38:30 +05'30'

Musharraf Yusuf

Digitally signed by Musharraf Yusuf
Date: 2024.12.07 20:16:38 +05'30'

F.A.R. USAGE

- COMMERCIAL
- FACILITY
- SERVICE

SUBMISSION

PROJECT:
PROPOSED INSTITUTIONAL BUILDING
AT SECTOR TECH ZONE-4, PLOT-7,
GREATER NOIDA
M/S A.L. SOFTWEB PVT LTD.

DRAWING TITLE:
COMMERCIAL
BLOCKS - B, C & D
FIRST FLOOR FLOOR PLAN & AREA DIAGRAM

AMISH BHUTANI — Digitally signed by AMISH BHUTANI

ROHIT SAINI — Digitally signed by ROHIT SAINI Date: 2023.07.28 11:02:40 +05'30'

OWNER'S SIGN | ARCHITECT'S SIGN

ARCHITECT: ACPL Design Ltd

SCALE	DEALT BY	DATE: 08.04.2019
DESIGN BY	CHECKED BY	DRG. No.

F.A.R. USAGE

- COMMERCIAL
- FACILITY
- SERVICE

1ST FLOOR AREA DETAIL (BLOCK-F)										
XY	44.310			X	16.695					739.755
DEDUCTIONS (D)										
ITEM	WIDTH	X	LENGTH	X	HEIGHT	X	COEFFICIENT	X	NO.	AREA
1	26.635	X	6.495	X		X	1.000	X	1	172.994
2	17.960	X	1.500	X		X	1.000	X	1	26.940
3	P.LINE AREA							X	1	2.402
4	6.495	X	18.255	X		X	0.500	X	1	59.283
5	6.330	X	1.500	X		X	1.000	X	1	9.495
6	3.420	X	9.610	X		X	0.500	X	1	16.433
7	7.085	X	19.910	X		X	0.500	X	1	70.531
TOTAL DEDUCTION (D)										358.079
TOTAL COVERED AREA, C=XY-D										381.677
SERVICE AREA (S)										
ITEM	WIDTH	X	LENGTH	X	HEIGHT	X	COEFFICIENT	X	NO.	AREA
S1	0.800	X	2.750	X		X	1.000	X	1	2.200
S2	3.200	X	2.650	X		X	1.000	X	2	16.960
S3	3.200	X	1.600	X		X	1.000	X	1	5.120
S4	2.800	X	5.500	X		X	1.000	X	1	15.400
S5	1.350	X	4.125	X		X	1.000	X	1	5.569
S6	1.350	X	1.200	X		X	1.000	X	1	1.620
S7	1.350	X	1.625	X		X	1.000	X	1	2.194
S8	1.350	X	0.745	X		X	1.000	X	1	1.006
S9	4.650	X	7.350	X		X	1.000	X	1	34.178
TOTAL SERVICE AREA (S)										84.246
TOTAL FACILITY F.A.R. AREA, C-S										297.431

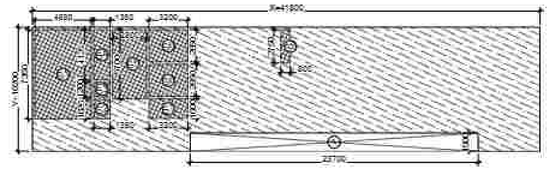

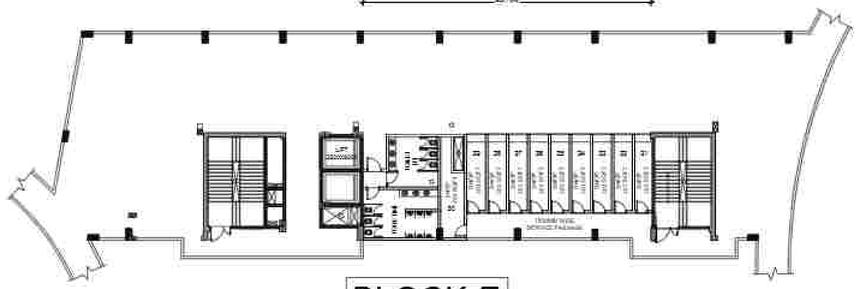

BLOCK-E

1ST FLOOR AREA DETAIL (BLOCK-E)										
XY	41.800			X	10.200					426.360
DEDUCTIONS (D)										
ITEM	WIDTH	X	LENGTH	X	HEIGHT	X	COEFFICIENT	X	NO.	AREA
1	23.700	X	1.500	X		X	1.000	X	1	35.550
TOTAL DEDUCTION (D)										35.550
TOTAL COVERED AREA, C=XY-D										390.810
SERVICE AREA (S)										
ITEM	WIDTH	X	LENGTH	X	HEIGHT	X	COEFFICIENT	X	NO.	AREA
S1	4.650	X	7.350	X		X	1.000	X	1	34.178
S2	1.350	X	1.625	X		X	1.000	X	1	2.194
S3	1.350	X	1.200	X		X	1.000	X	1	1.620
S4	1.350	X	4.125	X		X	1.000	X	1	5.569
S5	2.800	X	5.700	X		X	1.000	X	1	15.960
S6	3.200	X	2.650	X		X	1.000	X	2	16.960
S7	3.200	X	1.600	X		X	1.000	X	1	5.120
S8	0.800	X	2.750	X		X	1.000	X	1	2.200
TOTAL SERVICE AREA (S)										83.800
TOTAL FACILITY F.A.R. AREA, C-S										307.010

1ST FLOOR AREA DETAIL (BLOCK-H)										
XY	80.075			X	17.095					1368.882
DEDUCTIONS (D)										
ITEM	WIDTH	X	LENGTH	X	HEIGHT	X	COEFFICIENT	X	NO.	AREA
1	0.955	X	10.195	X		X	1.000	X	1	9.736
2	12.995	X	6.895	X		X	1.000	X	1	89.601
3	25.400	X	8.395	X		X	1.000	X	1	213.233
4	5.340	X	6.895	X		X	1.000	X	1	36.819
5	P.LINE AREA							X	1	8.132
6	2.470	X	18.755	X		X	0.500	X	1	23.162
7	18.755	X	5.765	X		X	1.000	X	1	108.123
8	1.715	X	13.000	X		X	0.500	X	1	11.148
9	13.000	X	2.550	X		X	1.000	X	1	33.150
10	2.585	X	0.340	X		X	0.500	X	1	0.439
11	0.735	X	5.560	X		X	0.500	X	1	2.043
12	1.850	X	5.560	X		X	1.000	X	1	10.286
13	0.905	X	6.850	X		X	0.500	X	1	3.100
14	34.735	X	4.575	X		X	0.500	X	1	79.456
TOTAL DEDUCTION (D)										628.428
TOTAL COVERED AREA, C=XY-D										740.454
SERVICE AREA (S)										
ITEM	WIDTH	X	LENGTH	X	HEIGHT	X	COEFFICIENT	X	NO.	AREA
S1	0.700	X	6.200	X		X	1.000	X	2	8.680
S2	4.650	X	7.350	X		X	1.000	X	2	68.355
S3	1.350	X	4.125	X		X	1.000	X	2	11.138
S4	1.350	X	1.200	X		X	1.000	X	2	3.240
S5	1.350	X	1.625	X		X	1.000	X	2	4.388
S6	2.800	X	5.800	X		X	1.000	X	2	32.480
S7	3.200	X	2.650	X		X	1.000	X	4	33.920
S8	3.200	X	1.600	X		X	1.000	X	2	10.240
S9	2.550	X	2.585	X		X	1.000	X	1	6.592
S10	0.800	X	2.750	X		X	1.000	X	1	2.200
S11	0.700	X	1.400	X		X	1.000	X	2	1.960
S12	0.695	X	6.450	X		X	1.000	X	1	4.483
TOTAL SERVICE AREA (S)										187.675
TOTAL FACILITY F.A.R. AREA, C-S										552.779

LEENU SAHGAL Digitally signed by LEENU SAHGAL Date: 2024.12.19 16:23:55 +05'30'

Sudheer Kumar Digitally signed by Sudheer Kumar Date: 2024.12.11 15:39:22 +05'30'

INSTITUTIONAL FACILITIES:

1. Waiting & Transit areas
2. Areas designated for public utilities
3. Travel Services
4. Telephone Exchange
5. Electric Sub-station
6. Water works
7. Export related facilities
8. Canteen/Restaurant
9. Creche & Day care center
10. Open eating Kiosks
11. Health Club & Gym
12. Banking & Financial services
13. Business & Financial services
14. Shops
15. Business center/Conference facilities
16. Games/Entertainment room for users
17. Residents of IT Industries and IT enabled services
18. Training center & Library

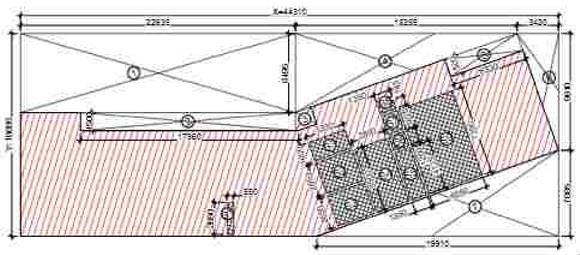

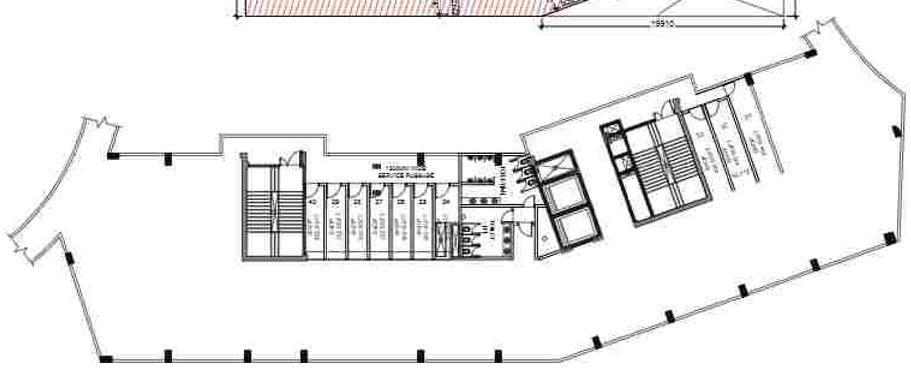

BLOCK-F

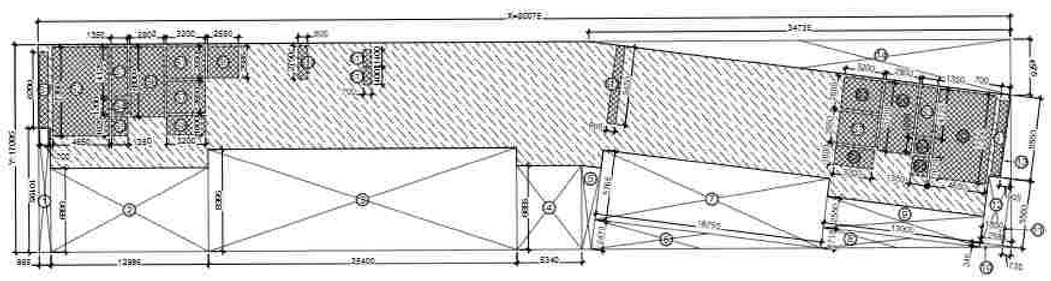

Mushrraf Yusuf Digitally signed by Musharraf Yusuf Date: 2024.12.07 20:19:16 +05'30'

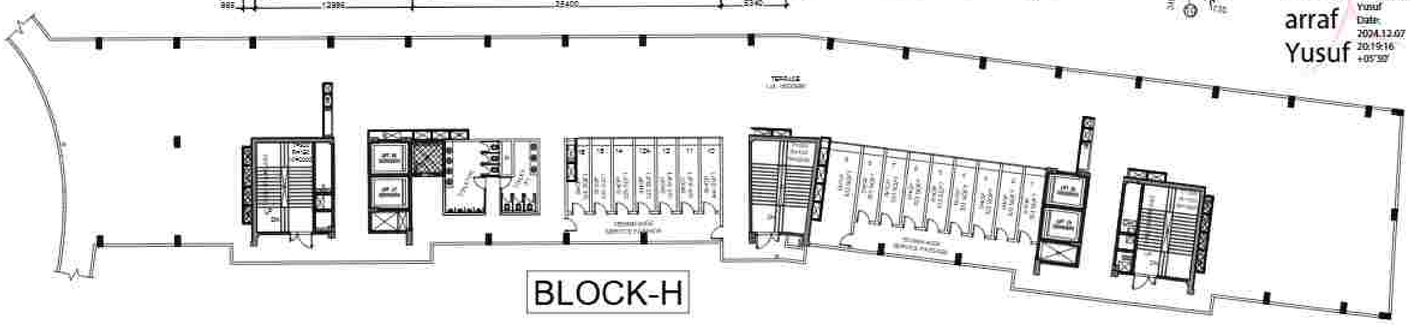

BLOCK-H

SUBMISSION

PROJECT:
PROPOSED INSTITUTIONAL BUILDING
AT SECTOR TECH ZONE-4, PLOT-7,
GREATER NOIDA
M/S A.L. SOFTWEB PVT LTD.

DRAWING TITLE:
COMMERCIAL
BLOCKS - E, F & H
FIRST FLOOR FLOOR PLAN & AREA DIAGRAM

AMISH BHUTANI Digitally signed by AMISH BHUTANI Date: 2024.11.14 12:21:40 IST

ROHIT SAINI Digitally signed by ROHIT SAINI Date: 2024.11.28 11:02:40 +05'30'

OWNER'S SIGN | ARCHITECT'S SIGN

ARCHITECT:
ACPL
ACPL Design Ltd

SCALE	DEALT BY	DATE - 08.04.2019
DESIGN BY	CHECKED BY	DRG. No.

LEENU SAHGAL

Digitally signed by LEENU SAHGAL
Date: 2024.12.19 16:29:32 +05'30'

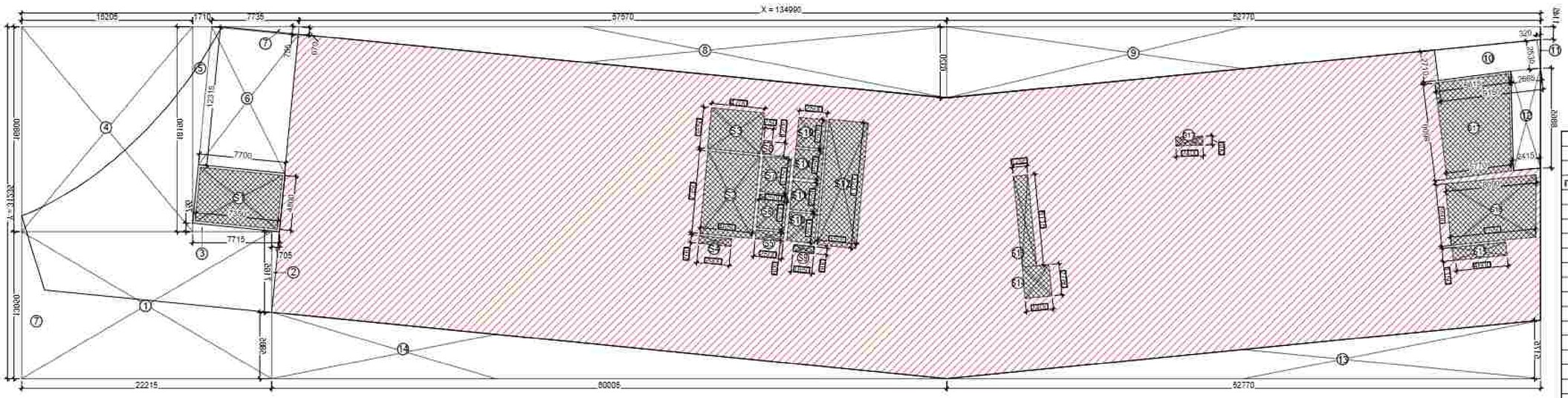

1ST FLOOR AREA DETAIL (BLOCK-G)										
XY	134.990		X	31.235						4216.413
DEDUCTIONS (D)										
ITEM	WIDTH	X	LENGTH	X	HEIGHT	X	COEFFICIENT	X	NO.	AREA
1	22.215	X	13.050	X		X	1.000	X	1	289.906
2	7.165	X	0.705	X		X	0.500	X	1	2.526
3	7.715	X	0.755	X		X	0.500	X	1	2.912
4	15.205	X	16.800	X		X	1.000	X	1	255.444
5	18.190	X	1.710	X		X	0.500	X	1	15.552
6	7.700	X	12.315	X		X	1.000	X	1	94.826
7	7.735	X	0.755	X		X	0.500	X	1	2.920
8	0.670	+	6.320	X	57.570	X	0.500	X	1	201.207
9	1.145	+	6.320	X	52.770	X	0.500	X	1	196.964
10	7.700	X	12.315	X		X	1.000	X	1	94.826
11	0.300	X	2.530	X		X	0.500	X	1	0.380
12	2.415	+	2.665	X	8.865	X	0.500	X	1	22.517
13	52.770	X	5.175	X		X	0.500	X	1	136.542
14	60.005	X	5.885	X		X	0.500	X	1	176.565
15	14.435	+	7.860	X	2.040	X	0.500	X	1	22.741
TOTAL DEDUCTION (D)										1515.827
TOTAL COVERED AREA, C=XY-D										2700.586
SERVICE AREA (S)										
ITEM	WIDTH	X	LENGTH	X	HEIGHT	X	COEFFICIENT	X	NO.	AREA
S1	7.350	X	4.800	X		X	1.000	X	1	35.280
S2	4.650	X	7.350	X		X	1.000	X	1	34.178
S3	4.700	X	3.650	X		X	1.000	X	1	17.155
S4	2.900	X	0.700	X		X	1.000	X	1	2.030
S5	2.500	X	0.800	X		X	1.000	X	1	2.000
S6	2.500	X	3.000	X		X	1.000	X	1	7.500
S7	2.500	X	3.150	X		X	1.000	X	1	7.875
S8	0.750	X	1.200	X		X	1.000	X	1	0.900
S9	1.850	X	0.600	X		X	1.000	X	1	1.110
S10	2.500	X	2.600	X		X	1.000	X	2	13.000
S11	2.500	X	2.550	X		X	1.000	X	2	12.750
S12	3.500	X	11.200	X		X	1.000	X	1	39.200
S13	1.295	X	8.115	X		X	1.000	X	1	10.509
S14	2.400	X	2.780	X		X	1.000	X	1	6.672
S15	4.600	X	1.150	X		X	1.000	X	1	5.290
S16	8.090	+	7.550	X	5.500	X	0.500	X	1	43.010
S17	6.615	+	5.770	X	8.600	X	0.500	X	1	53.256
TOTAL SERVICE AREA (S)										291.714
TOTAL COMMERCIAL F.A.R. AREA, C-S										2408.872

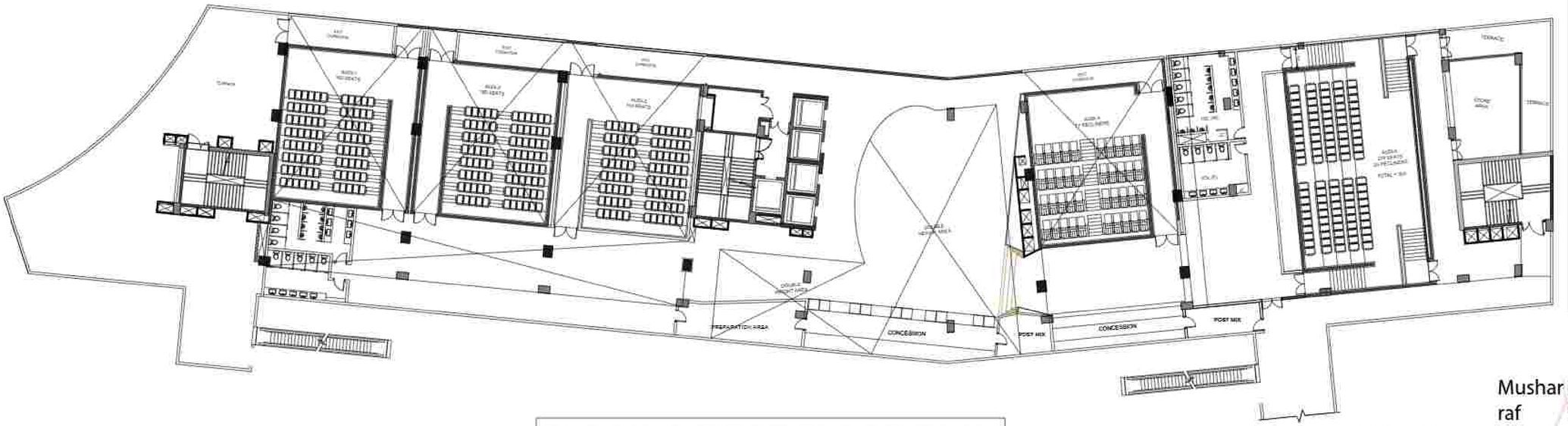

BLOCK-G FIRST FLOOR PLAN

Sudheer Kumar
Digitally signed by Sudheer Kumar
Date: 2024.12.11 15:39:51 +05'30'

Musharraf Yusuf
Digitally signed by Musharraf Yusuf
Date: 2024.12.07 20:25:25 +05'30'

F.A.R. USAGE

- COMMERCIAL
- FACILITY
- SERVICE

SUBMISSION

PROJECT:
EXISTING INSTITUTIONAL BUILDING AT SECTOR TECH ZONE-4, PLOT-7, GREATER NOIDA
M/S A.L. SOFTWEB PVT LTD.

DRAWING TITLE:
COMMERCIAL
BLOCKS - G
FIRST FLOOR PLAN & AREA DIAGRAM

AMISH BHUTANI
ROHIT SAINI
Digitally signed by ROHIT SAINI
Date: 2023.07.28 11:02:40 +05'30'

OWNER'S SIGN | ARCHITECT'S SIGN

ARCHITECT:
ACPL
ACPL Design Ltd

SCALE	DEALT BY	DATE - 08.04.2019
DESIGN BY	CHECKED BY	DRG. No.

LEENU SAHGAL

Digitally signed by LEENU SAHGAL
Date: 2024.12.19 16:30:34 +05'30'

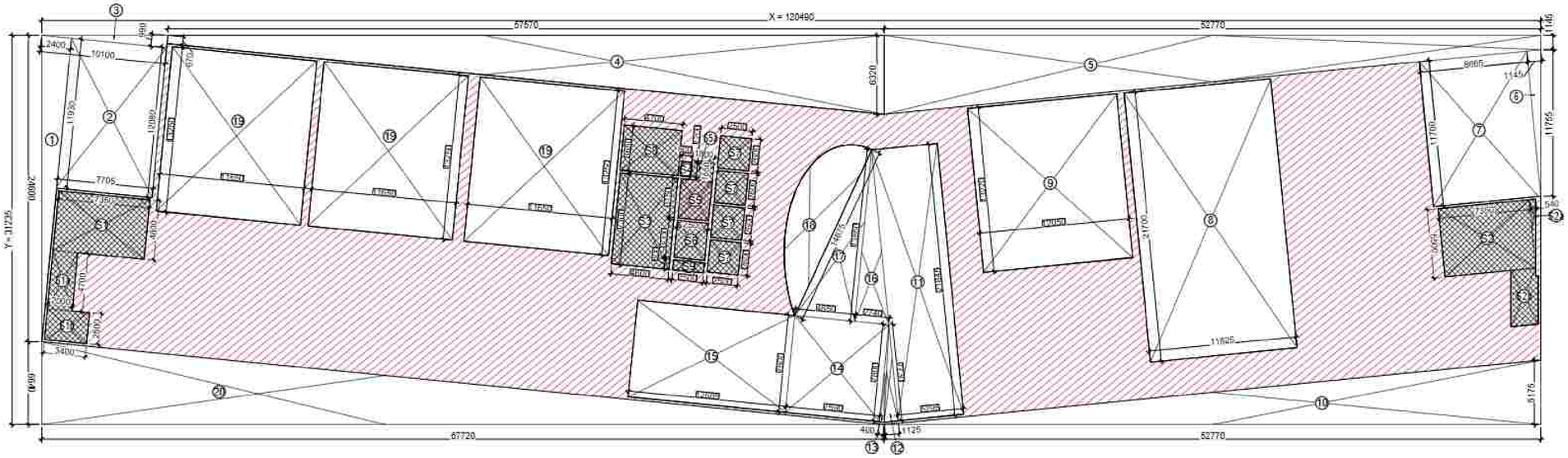

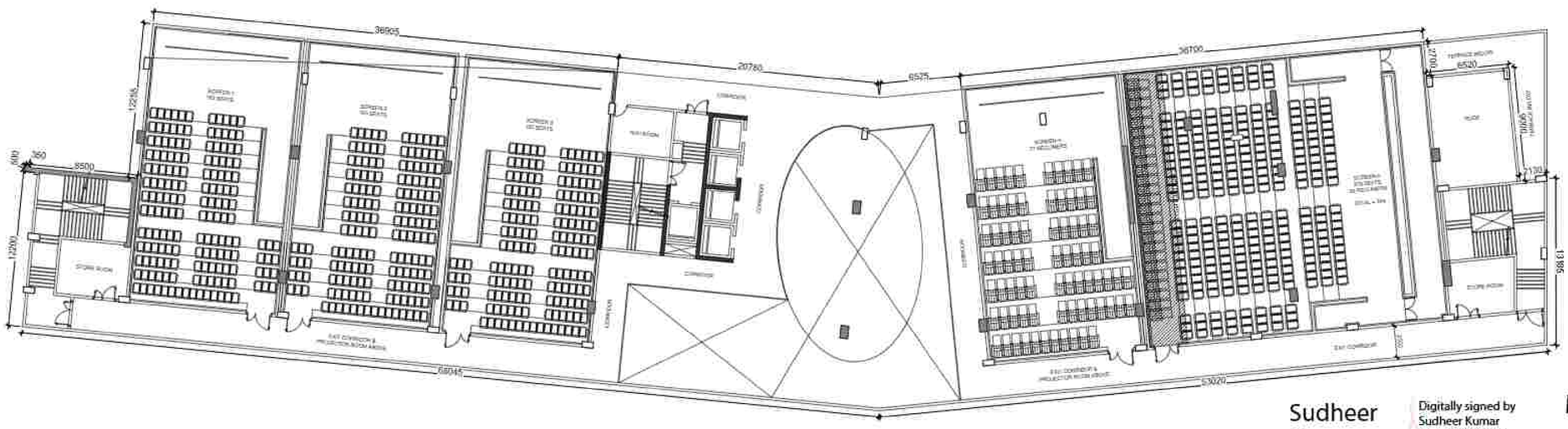

2nd FLOOR AREA DETAIL (BLOCK-G)										
Z	120.490			X	31.235					3763.505
DEDUCTIONS (D)										
ITEM	WIDTH	X	LENGTH	X	HEIGHT	X	COEFFICIENT	X	NO.	AREA
1	2.400	X	24.600	X		X	0.500	X	1	29.520
2	77.050	X	11.930	X		X	1.000	X	1	919.207
3	10.100	X	0.990	X		X	0.500	X	1	5.000
4	0.670	+	6.320	X	57.570	X	0.500	X	1	201.207
5	1.145	+	6.320	X	52.770	X	0.500	X	1	196.964
6	11.755	X	1.145	X		X	0.500	X	1	6.730
7	8.665	X	11.700	X		X	1.000	X	1	101.381
8	11.825	X	21.700	X		X	1.000	X	1	256.603
9	12.050	X	13.220	X		X	1.000	X	1	159.301
10	52.770	X	5.175	X		X	0.500	X	1	136.542
11	5.295	X	21.845	X		X	1.000	X	1	115.669
12	1.125	X	7.730	X		X	0.500	X	1	4.348
13	0.400	X	7.800	X		X	0.500	X	1	1.560
14	7.590	X	7.800	X		X	1.000	X	1	59.202
15	12.685	X	7.590	X		X	1.000	X	1	96.279
16	2.750	X	13.850	X		X	0.500	X	1	19.044
17	4.850	X	13.850	X		X	0.500	X	1	33.586
18	P.LINE AREA							X	1	44.097
19	11.650	X	13.250	X		X	1.000	X	3	463.088
20	67.720	X	6.640	X		X	0.500	X	1	224.830
TOTAL DEDUCTION (D)										3074.157
TOTAL COVERED AREA, C=Z-D										689.348
SERVICE AREA (S)										
ITEM	WIDTH	X	LENGTH	X	HEIGHT	X	COEFFICIENT	X	NO.	AREA
S1	7.350	X	4.800	X		X	1.000	X	1	35.280
S1A	2.000	X	3.900	X		X	1.000	X	1	7.800
S2	3.000	X	0.600	X		X	1.000	X	1	1.800
S3	4.600	X	7.300	X		X	1.000	X	1	33.580
S4	0.800	X	1.200	X		X	1.000	X	1	0.960
S5	2.500	X	3.150	X		X	1.000	X	1	7.875
S6	2.500	X	0.800	X		X	1.000	X	1	2.000
S7	2.500	X	2.600	X		X	1.000	X	4	26.000
S8	4.700	X	3.650	X		X	1.000	X	1	17.155
S9	3.900	X	0.600	X		X	1.000	X	1	2.340
S10	7.350	+	7.845	X	5.500	X	0.500	X	1	41.786
S11	4.950	+	4.970	X	2.460	X	0.500	X	1	12.202
TOTAL SERVICE AREA (S)										188.778
TOTAL COMMERCIAL F.A.R. AREA, C-S										500.571

Sudheer Kumar

Digitally signed by Sudheer Kumar
Date: 2024.12.11 15:40:15 +05'30'

Musharraf Yusuf

Digitally signed by Musharraf Yusuf
Date: 2024.12.07 20:27:20 +05'30'

BLOCK-G SECOND FLOOR PLAN

F.A.R. USAGE

- COMMERCIAL
- FACILITY
- SERVICE

SUBMISSION

PROJECT:
EXISTING INSTITUTIONAL BUILDING AT SECTOR TECH ZONE-4, PLOT-7, GREATER NOIDA
M/S A.L. SOFTWEB PVT LTD.

DRAWING TITLE:
COMMERCIAL
BLOCKS - G
SECOND FLOOR PLAN & AREA DIAGRAM

AMISH BHUTANI — OWNER'S SIGN

ROHIT SAINI — ARCHITECT'S SIGN

ARCHITECT: ACPL Design Ltd

SCALE	DEALT BY	DATE - 08.04.2019
DESIGN BY	CHECKED BY	DRG. No.

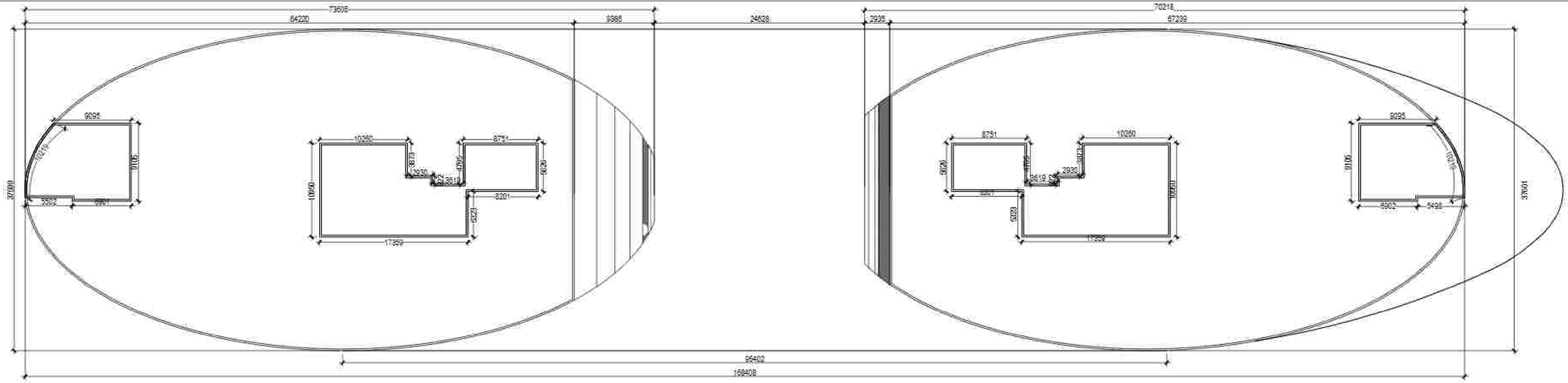

LEENU SAHGAL
Digitally signed by LEENU SAHGAL
Date: 2024.12.19 16:31:38 +05'30'

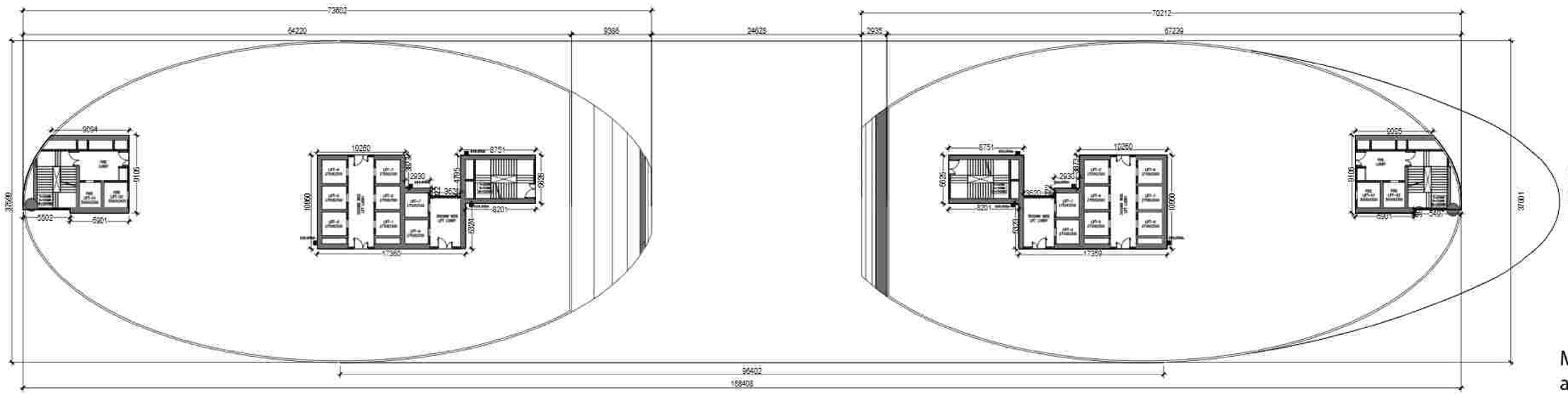

Sudheer Kumar
Digitally signed by Sudheer Kumar
Date: 2024.12.11 15:41:15 +05'30'

F.A.R. USAGE

SERVICE

Musharraf Yusuf
Digitally signed by Musharraf Yusuf
Date: 2024.12.07 20:32:49 +05'30'

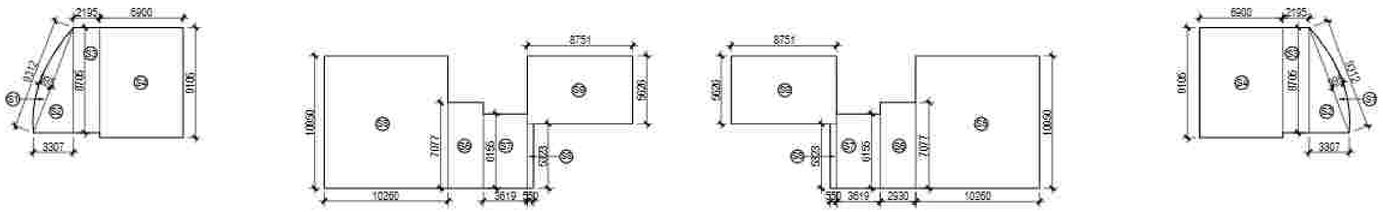

MUMTY+MACHINE ROOM AREA									
ITEM	WIDTH	X	LENGTH	X	FACTOR	X	NO'S	TOWER -1 AREA (SQMT)
S1	0.995	X	9.912	X	0.667	X	2	12.360
S2	3.307	X	8.705	X	0.5	X	2	28.787
S3	2.195	X	8.705	X	1	X	2	38.215
S4	6.900	X	9.105	X	1	X	2	125.649
S5	10.260	X	10.950	X	1	X	2	224.694
S6	2.930	X	7.077	X	1	X	2	41.471
S7	3.619	X	6.155	X	1	X	2	44.550
S8	5.500	X	5.323	X	1	X	2	58.553
S9	8.751	X	5.626	X	1	X	2	98.466
MUMTY+MACHINE ROOM+OHT AREA								672.746

SUBMISSION

PROJECT:
EXISTING INSTITUTIONAL BUILDING
AT SECTOR TECH ZONE-4, PLOT-7,
GREATER NOIDA
M/S A.L. SOFTWEB PVT.LTD.

DRAWING TITLE:
IT-TOWER
TERRACE/ROOF PLAN
& AREA DETAILS

AMISH BHUTANI — Digitally signed by AMISH BHUTANI Date: 2024.12.24 11:13:40 +05'30'

ROHIT SAINI — Digitally signed by ROHIT SAINI Date: 2024.12.26 11:02:40 +05'30'

OWNER'S SIGN. | ARCHITECT'S SIGN.

ARCHITECT
ACPL
ACPL Design Ltd

SCALE 1:200	DEALT BY	DATE - 08.04.2019
DESIGN BY	CHECKED BY	DRG. No. SD/1089-33

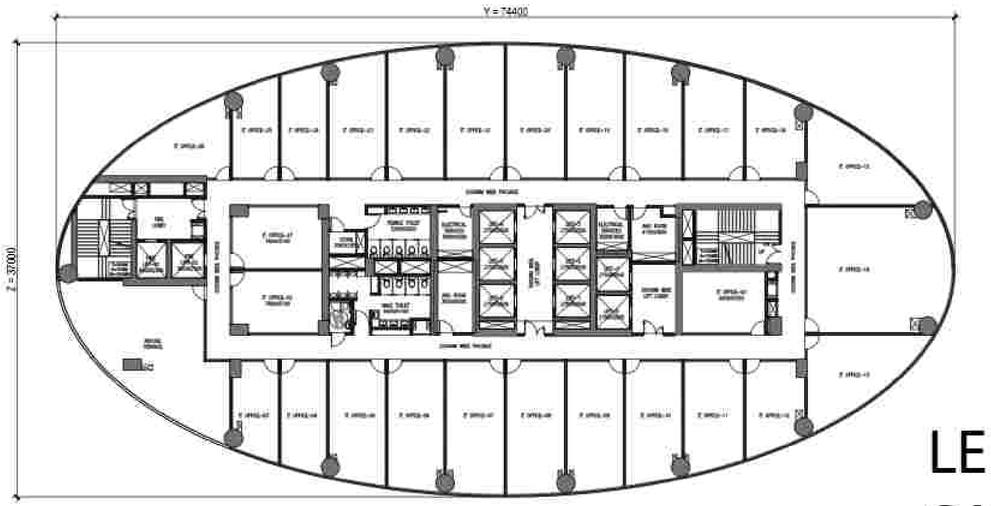

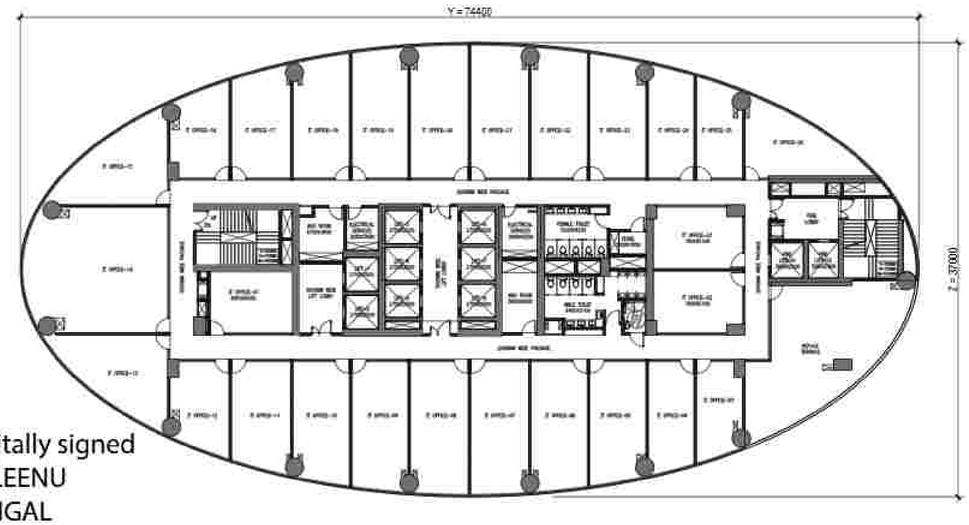

LEENU SAHGAL

Digitally signed by LEENU SAHGAL
Date: 2024.12.19 16:32:22 +05'30'

Sudheer Kumar

Digitally signed by Sudheer Kumar
Date: 2024.12.11 15:41:43 +05'30'

TYPICAL REFUGE FLOOR PLAN (5TH-9TH-13TH-17TH-22ND FAR AREA DETAIL) IT-TOWER

ITEM	WIDTH	X	LENGTH	X	FACTOR	X	NOS	AREA (SQMT)
Y x Z	74.4	X	37.000	X	1	X	2	5594.880
TOTAL = (Y Z)								5594.880

DEDUCTION AREA

ITEM	WIDTH	X	LENGTH	X	FACTOR	X	NOS	AREA (SQMT)
D1	33.318	X	13.527	X	0.5	X	2	225.734
D2			P.U.N.E AREA			X	2	49.600
D3			P.U.N.E AREA			X	2	98.088
D4	33.448	X	14.675	X	0.5	X	4	394.699
D5			P.U.N.E AREA			X	4	3.480
D6			P.U.N.E AREA			X	2	96.020
D7			P.U.N.E AREA			X	2	62.864
D8	37.862	X	13.253	X	0.5	X	2	226.123
D9			P.U.N.E AREA			X	2	31.230
D10			P.U.N.E AREA			X	2	9.750
TOTAL AREA A =								1300.725
Y2- DEDUCTION AREA = TOTAL PLATE AREA								4294.155

SERVICES AREA

ITEM	WIDTH	X	LENGTH	X	FACTOR	X	NO'S	TOWER-1 AREA
S1	8.000	X	1.364	X	1	X	2	24.080
S1a	1.071	X	1.364	X	0.5	X	2	1.460
S2	0.651	X	1.069	X	0.5	X	2	0.695
S2a	4.296	X	1.085	X	1	X	2	9.325
S3a	4.447	X	5.565	X	1	X	2	57.090
S3	8.457	X	5.425	X	1	X	2	90.458
S3a	1.143	X	1.800	X	1	X	2	4.122
S3b	1.340	X	1.425	X	1	X	2	3.814
S5	2.550	X	1.825	X	1	X	2	9.435
S6	2.450	X	1.075	X	1	X	2	5.267
S7	1.500	X	1.100	X	1	X	2	3.300
S8	5.475	X	4.700	X	1	X	2	51.135
S9	5.575	X	8.000	X	1	X	2	89.200
S12	2.000	X	8.525	X	1	X	2	37.150
S15	2.050	X	5.037	X	1	X	2	20.601
S17	2.450	X	3.600	X	1	X	2	17.640
S17a	1.525	X	2.800	X	1	X	2	8.540
S17b	1.886	X	0.875	X	1	X	2	3.305
S18	3.895	X	5.740	X	1	X	2	44.697
S19	0.700	X	5.350	X	1	X	2	5.925
S20	0.577	X	7.425	X	0.667	X	2	5.712
S21	3.200	X	6.695	X	0.5	X	2	21.424
S22	2.100	X	6.695	X	1	X	2	28.119
S23	6.750	X	6.545	X	1	X	2	88.425
S24	10.953	X	7.095	X	0.5	X	2	77.667
S24a	0.767	X	11.075	X	0.667	X	2	17.600
TOTAL SERVICE AREA								611.904

INTERNAL CUT-OUT AREA

ITEM	WIDTH	X	LENGTH	X	FACTOR	X	NO'S	TOWER-1 AREA
C1			P.U.N.E AREA			X	1	3.654
C2	2.700	X	3.002	X	1	X	4	32.400
C3	3.000	X	1.000	X	1	X	3	9.000
C4	0.750	X	1.810	X	1	X	2	2.715
C5	1.980	X	1.075	X	1	X	2	4.330
C6	2.880	X	0.650	X	1	X	4	7.488
C7	2.730	X	2.810	X	1	X	4	30.758
C8	0.910	X	2.300	X	1	X	2	4.186
C9	0.910	X	2.080	X	1	X	2	3.781
C10			P.U.N.E AREA			X	1	1.998
C10	2.850	X	3.035	X	1	X	2	17.430
C11	2.850	X	2.750	X	1	X	4	31.350
C13	3.155	X	3.685	X	1	X	2	19.170
C14	3.155	X	2.750	X	1	X	4	34.705
TOTAL INTERNAL CUT OUT AREA								201.174
TOTAL PLATE AREA - (SERVICE AREA + INTERNAL CUTOUT AREA)=FAR AREA								3581.008
TYPICAL REFUGE FLOOR PLAN (5TH-9TH-13TH-17TH-22ND FAR AREA								3581.008

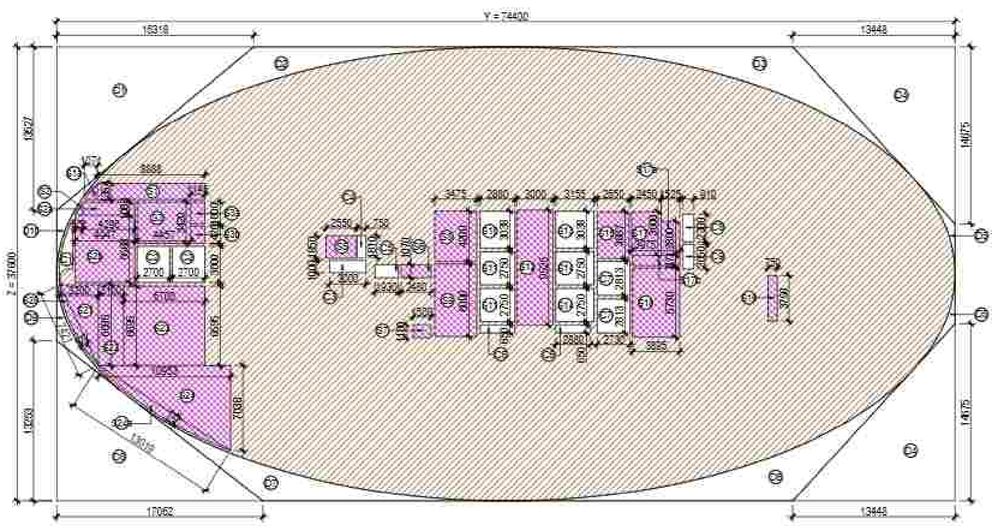

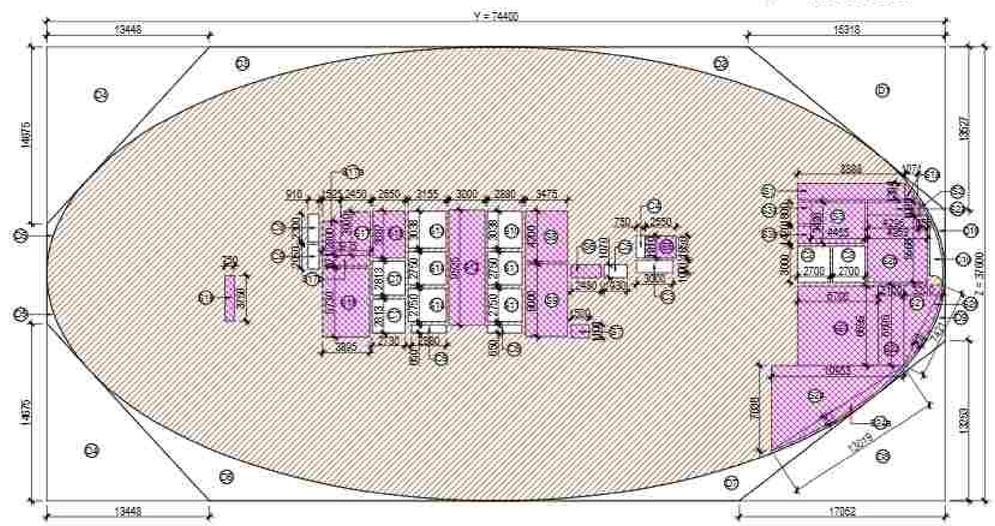

Musharraf Yusuf

Digitally signed by Musharraf Yusuf
Date: 2024.12.07 20:36:22 +05'30'

SUBMISSION

PROJECT:
EXISTING INSTITUTIONAL BUILDING
AT SECTOR TECH ZONE-4, PLOT-7,
GREATER NOIDA
M/S A.L. SOFTWEB PVT.LTD.

DRAWING TITLE:
IT-TOWER
TYPICAL REFUGE FLOOR PLAN
5TH,9TH,13TH,17TH,22ND, & AREA DETAILS

AMISH BHUTANI — Digitally signed by AMISH BHUTANI

ROHIT SAINI — Digitally signed by ROHIT SAINI Date: 2023.07.28 11:02:40 +05'30'

OWNER'S SIGN | ARCHITECT'S SIGN

ARCHITECT: ACPL Design Ltd

SCALE 1:200	DEALT BY	DATE - 08.04.2019	
DESIGN BY	CHECKED BY	DRG. No. SD/1089-24	

F.A.R. USAGE

IT/ITES

SERVICE

LEENU SAHGAL

Digitally signed by LEENU SAHGAL
Date: 2024.12.19 16:38:04 +05'30'

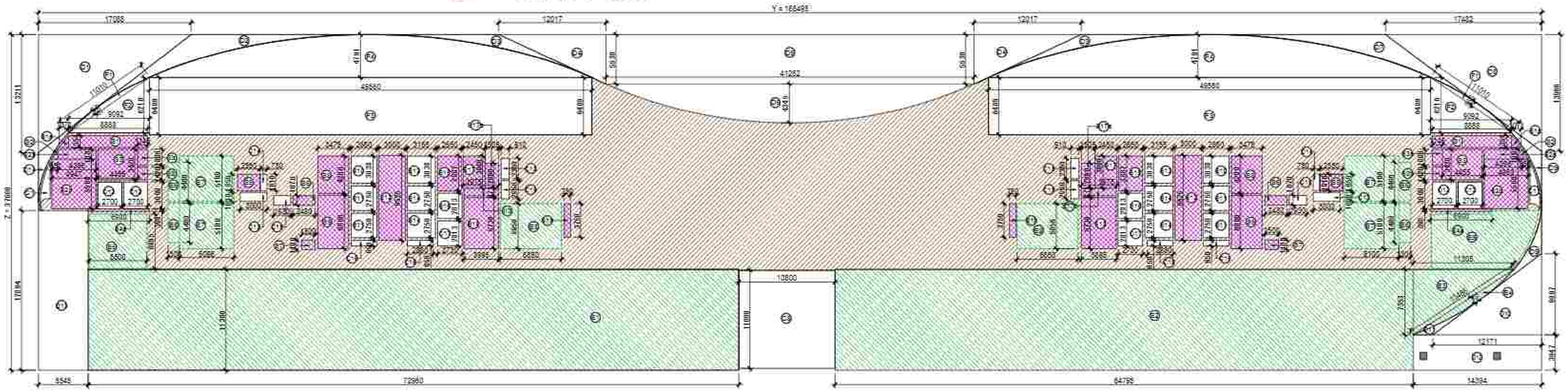

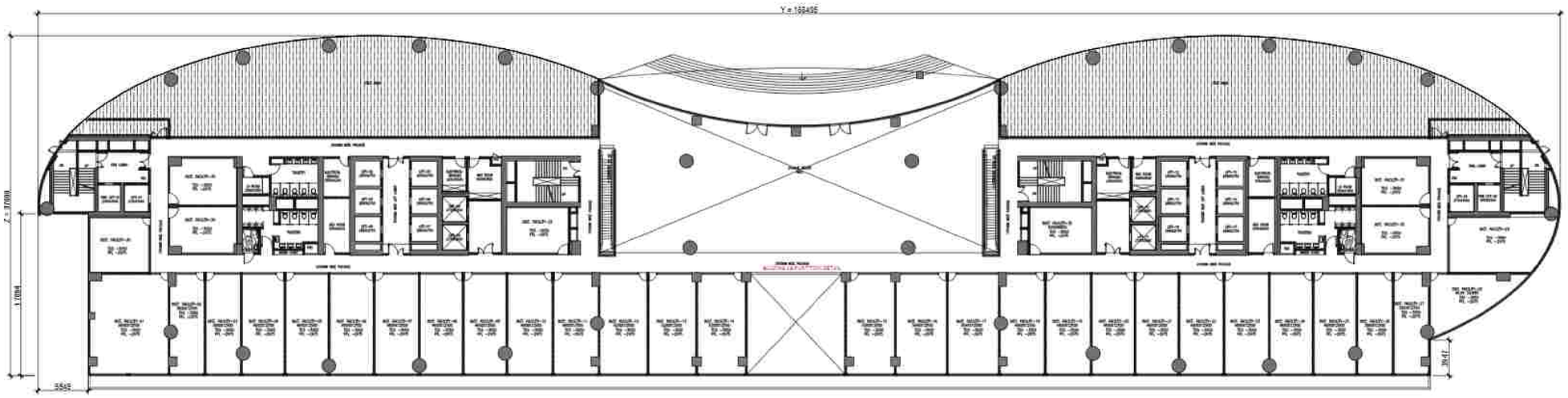

GROUND FLOOR AREA DETAIL IN F.A.R (TOWER-1)								
ITEM	WIDTH	X	LENGTH	X	FACTOR	X	NOS	AREA (SQMT)
Y x Z	168.495	X	37.600	X	1	X	1	6335.412
TOTAL = (Y Z)								6335.412
DEDUCTION AREA								
ITEM	WIDTH	X	LENGTH	X	FACTOR	X	NOS	AREA (SQMT)
D1	13.398	X	13.211	X	0.5	X	1	152.925
D2	P LINE AREA					X	1	81.967
D3	P LINE AREA					X	2	24.832
D4	12.017	X	5.530	X	0.5	X	2	66.454
D5	41.262	X	5.530	X	1	X	1	228.179
D6	41.262	X	4.345	X	0.667	X	1	119.502
D7	P LINE AREA					X	1	29.691
D8	17.482	X	15.066	X	0.5	X	1	134.210
D9	P LINE AREA					X	2	12.750
D10	12.171	X	9.097	X	0.5	X	1	55.300
D11	P LINE AREA					X	1	2.989
D12	14.394	X	3.947	X	1	X	1	56.813
D13	5.545	X	17.894	X	1	X	1	99.222
D14	P LINE AREA					X	1	5.817
TOTAL AREA =								960.301
Y2 - (DEDUCTION AREA) = GROUND FLOOR PLATE AREA								5375.111
TOTAL GROUND FLOOR PLATE AREA =								5375.111
SERVICES AREA								
ITEM	WIDTH	X	LENGTH	X	FACTOR	X	NO'S	TOWER -1 AREA
S1	8.868	X	1.548	X	1	X	2	27.468
S1a	1.071	X	1.354	X	0.5	X	2	1.450
S2	0.661	X	1.083	X	0.5	X	2	0.715
S2a	4.296	X	1.083	X	1	X	2	9.305
S2b	4.947	X	5.568	X	1	X	2	55.088
S3	8.615	X	3.426	X	1	X	2	59.472
S3a	1.385	X	1.800	X	1	X	2	4.572
S3b	1.345	X	1.430	X	1	X	2	3.952
S4a	6.900	X	0.300	X	1	X	2	4.140
S5	2.520	X	1.850	X	1	X	2	9.324
S6	2.480	X	1.070	X	1	X	2	5.307
S7	1.500	X	1.100	X	1	X	2	3.300
S8	3.475	X	4.200	X	1	X	2	29.190
S9	3.475	X	6.000	X	1	X	2	41.700
S12	3.000	X	9.525	X	1	X	2	57.150
S15	2.650	X	3.897	X	1	X	2	20.661
S17	2.450	X	3.600	X	1	X	2	17.640
S17a	1.525	X	2.800	X	1	X	2	8.540
S17b	3.895	X	0.971	X	1	X	2	6.785
S18	3.885	X	5.730	X	1	X	2	44.637
S19	0.750	X	3.750	X	1	X	2	5.625
TOTAL SERVICE AREA								382.515
INTERNAL CUT-OUT AREA								
ITEM	WIDTH	X	LENGTH	X	FACTOR	X	NO'S	TOWER -1 AREA
C1	P LINE AREA					X	1	3.054
C8	10.800	X	11.000	X	1	X	1	118.800
C11	P LINE AREA					X	1	3.598
C12	2.700	X	3.000	X	1	X	4	32.400
C13	3.000	X	1.000	X	1	X	2	6.000
C14	0.750	X	3.810	X	1	X	2	2.715
C15	1.300	X	3.070	X	1	X	2	4.130
C16	2.889	X	0.630	X	1	X	4	7.488
C17	2.730	X	2.813	X	1	X	2	15.359
C18	0.910	X	2.900	X	1	X	2	4.186
C19	0.910	X	2.050	X	1	X	2	3.731
S10	2.880	X	3.038	X	1	X	2	17.499
S11	2.880	X	2.750	X	1	X	4	31.680
S13	3.155	X	3.038	X	1	X	2	19.170
S14	3.155	X	2.750	X	1	X	4	34.705
TOTAL INTERNAL CUT OUT AREA								304.615
NON F.A.R. AREA								
ITEM	WIDTH	X	LENGTH	X	FACTOR	X	NO'S	TOWER -1 AREA
F1	72.960	X	0.566	X	0.667	X	2	55.088
F2	9.092	X	6.220	X	0.5	X	2	56.461
F3	40.560	X	6.400	X	1	X	2	635.260
F4	40.560	X	4.751	X	0.667	X	2	356.748
TOTAL NON F.A.R. AREA								1063.557
FACILITY AREA								
ITEM	WIDTH	X	LENGTH	X	FACTOR	X	NO'S	TOWER -1 AREA
E1	72.960	X	11.300	X	1	X	1	824.448
E2	64.755	X	11.300	X	1	X	1	732.154
E3	11.305	X	7.313	X	0.5	X	1	41.563
E4	13.486	X	0.757	X	0.667	X	1	7.169
E5	6.500	X	6.095	X	1	X	1	39.618
E6	1.300	X	4.400	X	1	X	4	22.880
E7	6.095	X	5.100	X	1	X	4	124.358
E8	6.850	X	5.050	X	1	X	3	69.185
E9	P LINE AREA					X	1	68.085
TOTAL FACILITY AREA								1929.489
TOTAL PLATE AREA - FACILITY AREA - SERVICES AREA-NON F.A.R AREA								1695.035
TOTAL GROUND FLOOR FAR AREA =								1695.035

Sudheer Kumar

Digitally signed by Sudheer Kumar
Date: 2024.12.11 15:42:10 +05'30'

Musharraf Yusuf

Digitally signed by Musharraf Yusuf
Date: 2024.12.07 20:39:41 +05'30'

F.A.R. USAGE

- IT/ITES
- FREE AREA
- SERVICE
- FACILITY
- COMMERCIAL

SUBMISSION

PROJECT:
EXISTING INSTITUTIONAL BUILDING AT SECTOR TECH ZONE-4, PLOT-7, GREATER NOIDA
M/S A.L. SOFTWEB PVT LTD

DRAWING TITLE
IT-TOWER
GROUND FLOOR PLAN
& AREA DETAILS

AMISH BHUTANI

ROHIT SAINI
Digitally signed by ROHIT SAINI
Date: 2023.07.28 11:02:40 +05'30'

OWNER'S SIGN | ARCHITECT'S SIGN

ARCHITECT
ACPL
ACPL Design Ltd

SCALE 1:200	DEALT BY	DATE - 08.04.2019
DESIGN BY	CHECKED BY	DRG. No. SD/1089-20

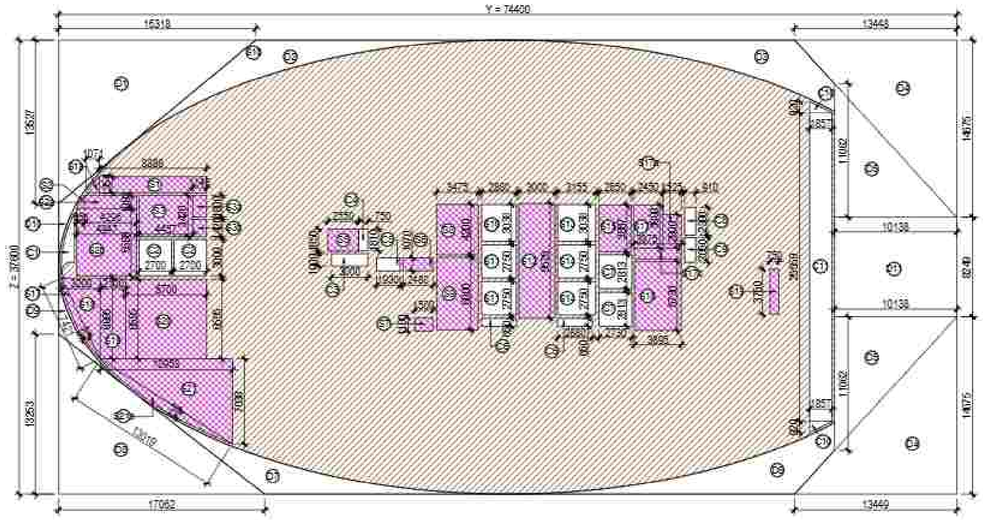

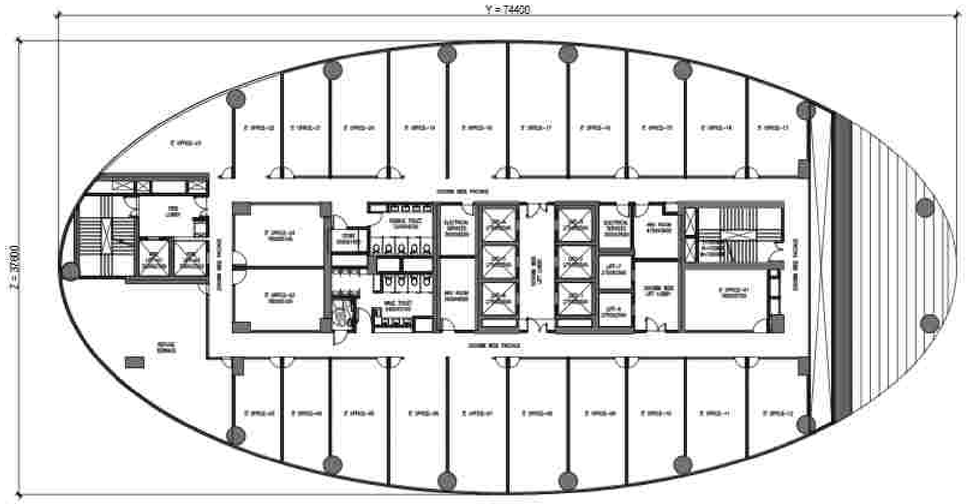

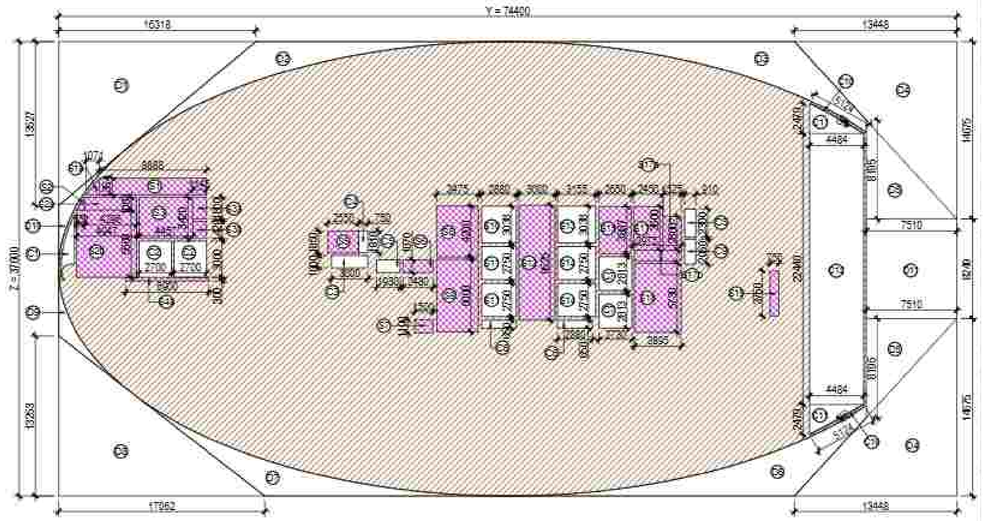

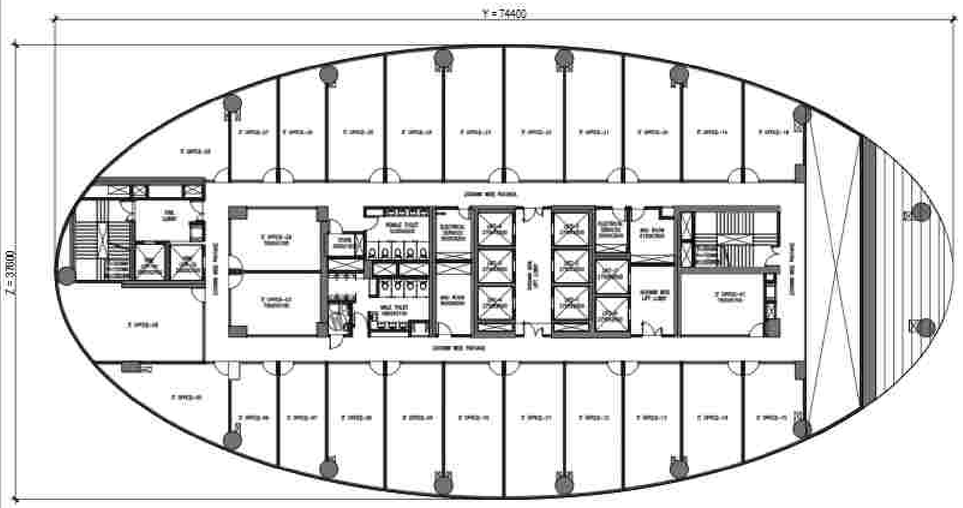

34TH REFUGE FLOOR PLAN (IT-TOWER)								
ITEM	WIDTH	X	LENGTH	X	FACTOR	X	NOS	AREA (SQMT)
Y x Z	74.400	X	37.600	X	1	X	1	2797.440
TOTAL = (Y Z)								2797.440
DEDUCTION AREA								
ITEM	WIDTH	X	LENGTH	X	FACTOR	X	NOS	AREA (SQMT)
D1	16.318	X	13.527	X	0.5	X	1	110.367
D2	P.LINE AREA					X	1	34.840
D3	P.LINE AREA					X	1	43.376
D4	13.448	X	14.675	X	0.5	X	2	197.349
D5	10.138	X	11.062	X	0.5	X	2	112.147
D6	P.LINE AREA					X	1	43.374
D7	P.LINE AREA					X	1	31.440
D8	17.062	X	13.253	X	0.5	X	1	113.061
D9	P.LINE AREA					X	1	5.619
D10	P.LINE AREA					X	1	4.895
D11	10.138	X	8.249	X	1	X	1	83.628
TOTAL AREA A =								780.096
Y2- DEDUCTION AREA = TOTAL PLATE AREA								2017.344
SERVICES AREA								
ITEM	WIDTH	X	LENGTH	X	FACTOR	X	NO'S	TOWER -1 AREA
S1	8.888	X	1.354	X	1	X	1	12.034
S1a	1.071	X	1.354	X	0.5	X	1	0.725
S2	0.651	X	1.083	X	0.5	X	1	0.353
S2a	4.296	X	1.083	X	1	X	1	4.653
S2b	4.947	X	5.568	X	1	X	1	27.545
S3	4.457	X	3.420	X	1	X	1	15.243
S3a	1.145	X	1.800	X	1	X	1	2.061
S3b	1.145	X	1.420	X	1	X	1	1.626
S5	2.550	X	1.850	X	1	X	1	4.718
S6	2.480	X	1.070	X	1	X	1	2.654
S7	1.500	X	1.100	X	1	X	1	1.650
S8	3.475	X	4.200	X	1	X	1	14.595
S9	3.475	X	6.000	X	1	X	1	20.850
S17	3.000	X	9.575	X	1	X	1	28.575
S15	2.650	X	3.887	X	1	X	1	10.301
S17	2.450	X	3.600	X	1	X	1	8.820
S17a	1.525	X	2.800	X	1	X	1	4.270
S17b	1.895	X	0.871	X	1	X	1	1.393
S18	3.895	X	5.730	X	1	X	1	22.318
S19	0.750	X	3.750	X	1	X	1	2.813
S20	0.577	X	7.421	X	0.667	X	1	2.856
S21	3.200	X	6.695	X	0.5	X	1	10.712
S22	2.100	X	6.695	X	1	X	1	14.060
S23	6.700	X	6.595	X	1	X	1	44.187
S24	10.953	X	7.038	X	0.5	X	1	38.544
S24a	0.737	X	13.019	X	0.667	X	1	6.400
TOTAL SERVICE AREA								305.952
INTERNAL CUT-OUT AREA								
ITEM	WIDTH	X	LENGTH	X	FACTOR	X	NO'S	TOWER -1 AREA
C1	P.LINE AREA					X	1	3.054
C2	2.700	X	3.000	X	1	X	2	16.200
C3	3.000	X	1.000	X	1	X	1	3.000
C4	0.750	X	1.810	X	1	X	1	1.358
C5	1.930	X	1.070	X	1	X	1	2.065
C6	2.880	X	0.650	X	1	X	2	3.744
C7	2.730	X	2.813	X	1	X	2	15.358
C8	0.910	X	2.300	X	1	X	1	2.093
C9	0.910	X	2.050	X	1	X	1	1.866
C10	1.857	X	0.970	X	0.5	X	2	1.708
C11	1.857	X	25.559	X	1	X	1	47.463
S10	2.880	X	3.038	X	1	X	1	8.749
S11	2.880	X	2.750	X	1	X	2	15.840
S13	3.155	X	3.038	X	1	X	1	9.585
S14	3.155	X	2.750	X	1	X	2	17.353
TOTAL INTERNAL CUT OUT AREA								149.436
TOTAL PLATE AREA - (SERVICE AREA + INTERNAL CUTOUT AREA)=FAR AREA								1561.955
34TH REFUGE FLOOR PLAN FAR AREA								1561.955

33RD FLOOR PLAN FAR AREA DETAIL(IT-TOWER)								
ITEM	WIDTH	X	LENGTH	X	FACTOR	X	NOS	AREA (SQMT)
Y x Z	74.400	X	37.600	X	1	X	1	2797.440
TOTAL = (Y Z)								2797.440
DEDUCTION AREA								
ITEM	WIDTH	X	LENGTH	X	FACTOR	X	NOS	AREA (SQMT)
D1	16.318	X	13.527	X	0.5	X	1	110.367
D2	P.LINE AREA					X	1	34.840
D3	P.LINE AREA					X	1	47.508
D4	13.448	X	14.675	X	0.5	X	2	197.349
D5	7.510	X	8.195	X	0.5	X	2	61.544
D6	P.LINE AREA					X	1	47.589
D7	P.LINE AREA					X	1	31.440
D8	17.062	X	13.253	X	0.5	X	1	113.061
D9	P.LINE AREA					X	1	5.619
D10	P.LINE AREA					X	1	4.895
D11	7.51	X	8.249	X	1	X	1	61.950
TOTAL AREA A =								716.263
Y2- DEDUCTION AREA = TOTAL PLATE AREA								2081.177
SERVICES AREA								
ITEM	WIDTH	X	LENGTH	X	FACTOR	X	NO'S	TOWER -1 AREA
S1	8.888	X	1.354	X	1	X	1	12.034
S1a	1.071	X	1.354	X	0.5	X	1	0.725
S2	0.651	X	1.083	X	0.5	X	1	0.353
S2a	4.296	X	1.083	X	1	X	1	4.653
S2b	4.947	X	5.568	X	1	X	1	27.545
S3	4.457	X	3.420	X	1	X	1	15.243
S3a	1.145	X	1.800	X	1	X	1	2.061
S3b	1.145	X	1.420	X	1	X	1	1.626
S4a	0.980	X	0.980	X	1	X	1	2.070
S5	2.550	X	1.850	X	1	X	1	4.718
S6	2.480	X	1.070	X	1	X	1	2.654
S7	1.500	X	1.100	X	1	X	1	1.650
S8	3.475	X	4.200	X	1	X	1	14.595
S9	3.475	X	6.000	X	1	X	1	20.850
S12	3.000	X	9.525	X	1	X	1	28.575
S15	2.650	X	3.887	X	1	X	1	10.301
S17	2.450	X	3.600	X	1	X	1	8.820
S17a	1.525	X	2.800	X	1	X	1	4.270
S17b	1.895	X	0.871	X	1	X	1	1.393
S18	3.895	X	5.730	X	1	X	1	22.318
S19	0.750	X	3.750	X	1	X	1	2.813
TOTAL SERVICE AREA								191.264
INTERNAL CUT-OUT AREA								
ITEM	WIDTH	X	LENGTH	X	FACTOR	X	NO'S	TOWER -1 AREA
C1	P.LINE AREA					X	1	3.054
C2	2.700	X	3.000	X	1	X	2	16.200
C3	3.000	X	1.000	X	1	X	1	3.000
C4	0.750	X	1.810	X	1	X	1	1.358
C5	1.930	X	1.070	X	1	X	1	2.065
C6	2.880	X	0.650	X	1	X	2	3.744
C7	2.730	X	2.813	X	1	X	2	15.358
C8	0.910	X	2.300	X	1	X	1	2.093
C9	0.910	X	2.050	X	1	X	1	1.866
C10	0.980	X	5.124	X	0.667	X	2	6.699
C11	4.484	X	2.479	X	0.5	X	2	11.116
C12	4.484	X	22.440	X	1	X	1	100.621
S10	2.880	X	3.038	X	1	X	1	8.749
S11	2.880	X	2.750	X	1	X	2	15.840
S13	3.155	X	3.038	X	1	X	1	9.585
S14	3.155	X	2.750	X	1	X	2	17.353
TOTAL INTERNAL CUT OUT AREA								218.700
TOTAL PLATE AREA - (SERVICE AREA + INTERNAL CUTOUT AREA)=FAR AREA								1671.212
TOTAL 33RD FLOOR FAR AREA								1671.212

LEENU SAHGAL
Digitally signed by LEENU SAHGAL
Date: 2024.12.19 16:39:33 +05'30'

Sudheer Kumar
Digitally signed by Sudheer Kumar
Date: 2024.12.11 15:42:40 +05'30'

Musharraf Yusuf
Digitally signed by Musharraf Yusuf
Date: 2024.12.07 20:42:13 +05'30'

F.A.R. USAGE

IT/ITES

SERVICE

SUBMISSION

PROJECT:
EXISTING INSTITUTIONAL BUILDING AT SECTOR TECH ZONE-4, PLOT-7, GREATER NOIDA
M/S A.L. SOFTWEB PVT.LTD.

DRAWING TITLE
IT-TOWER
33RD & 34TH REFUGE FLOOR PLAN & AREA DETAILS

AMISH BHUTANI
ROHIT SAINI
Digitally signed by ROHIT SAINI
Date: 2023.07.28 11:03:46 +05'30'

OWNER'S SIGN | ARCHITECT'S SIGN

ARCHITECT
ACPL
ACPL Design Ltd

SCALE 1:200	DEALT BY	DATE - 08.04.2019
DESIGN BY	CHECKED BY	DRG. No. SD/1089-32

LEENU SAHGAL

Digitally signed by LEENU SAHGAL
Date: 2024.12.19 16:43:35 +05'30'

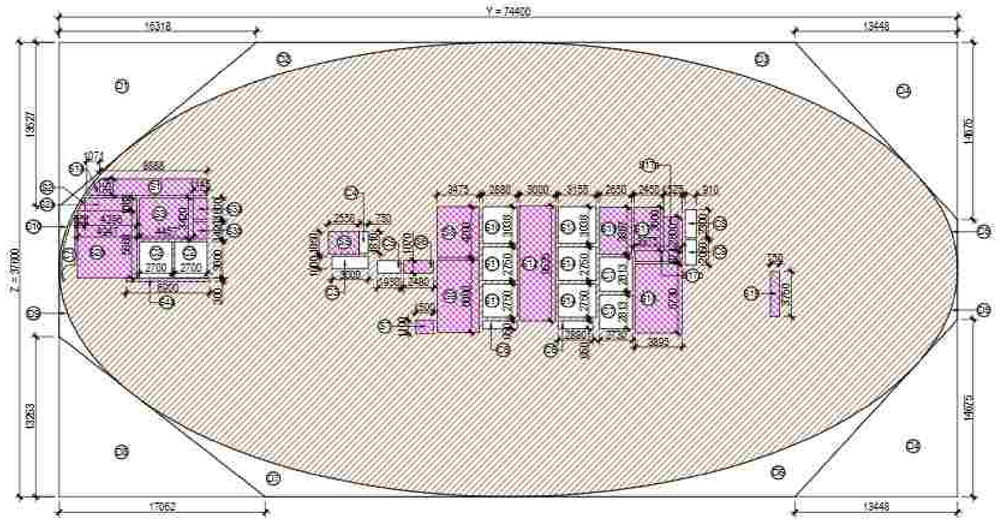

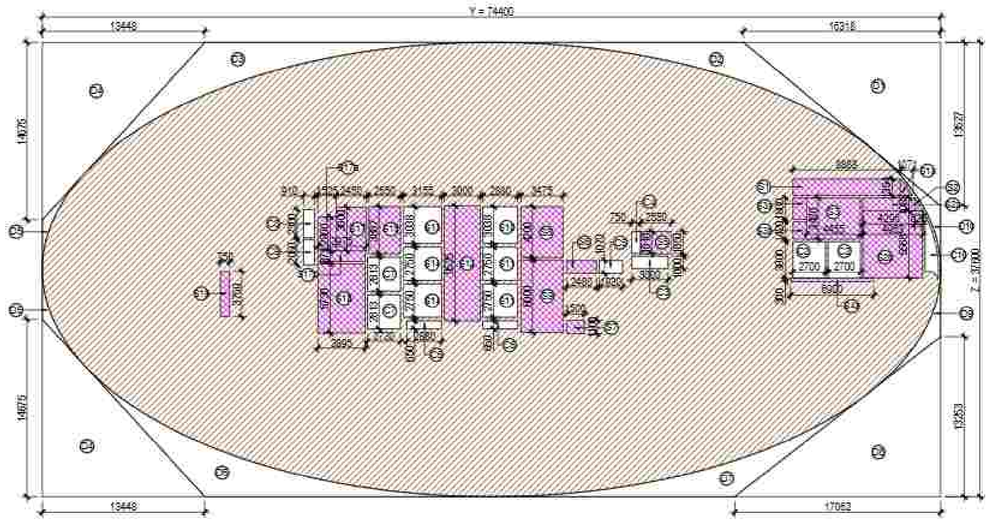

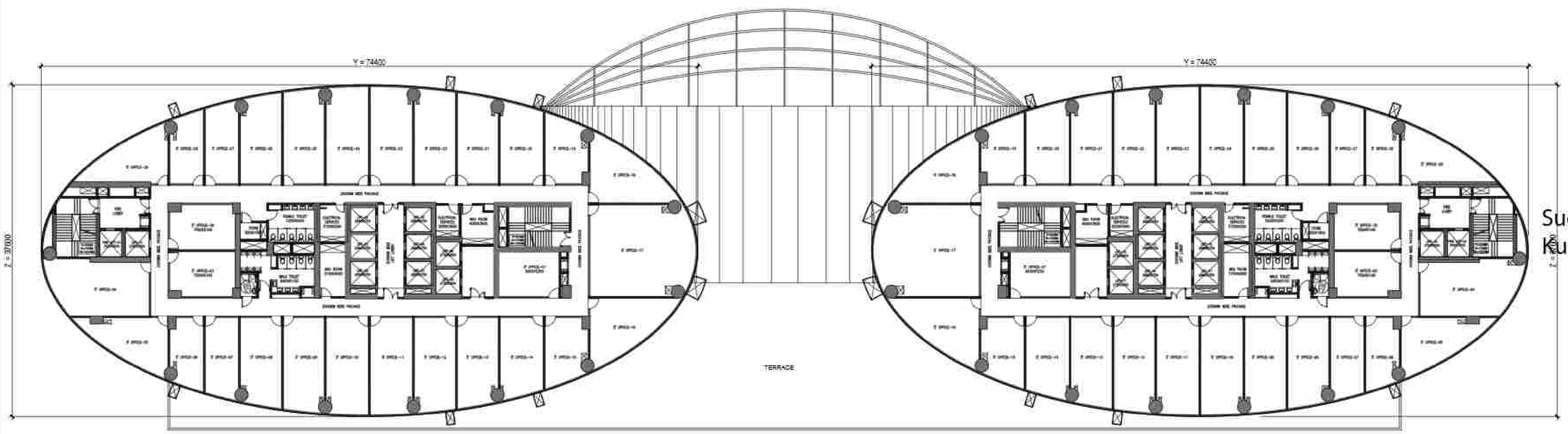

TYPICAL FLOOR PLAN (3RD-4TH-6TH-7TH-8TH-10TH-11TH-12TH-14TH-15TH-16TH-19TH-20TH-21ST-23RD-24TH AREA DETAIL IT-TOWER									
ITEM	WIDTH	X	LENGTH	X	FACTOR	X	NO'S		AREA (SQMT)
Y x Z	74.400	X	37.600	X	1	X	2		5594.880
TOTAL = (Y Z)									5594.880
DEDUCTION AREA									
ITEM	WIDTH	X	LENGTH	X	FACTOR	X	NO'S		AREA (SQMT)
D1	18.518	X	18.527	X	0.5	X	2		220.734
D2	P.L.NE AREA					X	2		69.983
D3	P.L.NE AREA					X	2		38.088
D4	13.448	X	14.675	X	0.5	X	8		396.598
D5	P.L.NE AREA					X	4		9.460
D6	P.L.NE AREA					X	2		98.020
D7	P.L.NE AREA					X	2		62.894
D8	11.862	X	11.251	X	0.5	X	2		236.171
D9	P.L.NE AREA					X	2		11.238
D10	P.L.NE AREA					X	2		9.790
TOTAL AREA A =									1206.715
T2- DEDUCTION AREA + TOTAL PLATE AREA									4394.165
SERVICES AREA									
ITEM	WIDTH	X	LENGTH	X	FACTOR	X	NO'S		TOWER -1 AREA
S1	8.848	X	1.358	X	1	X	2		24.000
S1a	1.071	X	1.354	X	0.5	X	2		1.450
S2	0.651	X	1.683	X	0.5	X	2		1.095
S2a	4.296	X	1.081	X	1	X	2		9.305
S2b	4.947	X	1.346	X	1	X	2		13.200
S3	4.457	X	3.429	X	1	X	2		30.488
S3a	1.145	X	1.800	X	1	X	2		4.117
S3b	1.145	X	1.100	X	1	X	2		2.252
S4a	6.900	X	0.300	X	1	X	2		4.140
S5	2.700	X	1.870	X	1	X	2		9.431
S6	2.700	X	1.070	X	1	X	2		5.937
S7	1.500	X	1.100	X	1	X	2		3.300
S8	4.675	X	4.050	X	1	X	2		37.790
S9	3.675	X	6.000	X	1	X	2		44.100
S12	3.000	X	4.525	X	1	X	2		27.150
S13	2.600	X	6.850	X	1	X	2		35.360
S17	2.950	X	3.600	X	1	X	2		21.240
S17a	1.525	X	2.800	X	1	X	2		8.540
S18	1.999	X	0.875	X	1	X	2		3.495
S18	3.889	X	5.730	X	1	X	2		44.637
S19	0.750	X	3.750	X	1	X	2		5.625
TOTAL SERVICE AREA									382.525
INTERNAL CUT-OUT AREA									
ITEM	WIDTH	X	LENGTH	X	FACTOR	X	NO'S		TOWER -1 AREA
C1	P.L.NE AREA					X	1		3.354
C2	2.700	X	3.600	X	1	X	4		38.880
C3	1.000	X	1.000	X	1	X	2		4.000
C4	0.750	X	1.810	X	1	X	2		2.715
C5	1.598	X	1.670	X	1	X	2		4.339
C6	2.800	X	0.900	X	1	X	4		7.560
C7	2.700	X	2.813	X	1	X	4		30.728
C8	0.910	X	2.338	X	1	X	2		4.386
C9	0.910	X	2.050	X	1	X	2		3.731
C10	P.L.NE AREA					X	1		3.898
S10	2.680	X	3.098	X	1	X	2		17.499
S11	2.680	X	2.750	X	1	X	4		29.480
S14	3.255	X	1.638	X	1	X	2		19.170
S14	3.255	X	2.758	X	1	X	4		35.785
TOTAL INTERNAL CUT OUT AREA									201.174
TOTAL PLATE AREA + (SERVICE AREA + INTERNAL CUTOUT AREA)=FAR AREA									5016.463
TYPICAL FLOOR PLAN (3RD- 4TH 6TH-7TH 8TH 10TH-11TH- 12TH-14TH 15TH-16TH-19TH-20TH-21ST-23RD-24TH FAR AREA									5016.463

F.A.R. USAGE

IT/ITES

SERVICE

Sudheer Kumar

Digitally signed by Sudheer Kumar
Date: 2024.12.11 15:43:09 +05'30'

Musharraf Yusuf

Digitally signed by Musharraf Yusuf
Date: 2024.12.07 20:45:41 +05'30'

SUBMISSION

PROJECT:
EXISTING INSTITUTIONAL BUILDING
AT SECTOR TECH ZONE-4, PLOT-7,
GREATER NOIDA
M/S A.L. SOFTWEB PVT.LTD.

DRAWING TITLE:
TYPICAL FLOOR PLAN **IT-TOWER**
(3RD-4TH-6TH-7TH-8TH-10TH-11TH-12TH-14TH-15TH-16TH-19TH-20TH-21ST-23RD-24TH)

AMISH BHUTANI — Digitally signed by AMISH BHUTANI

ROHIT SAINI — Digitally signed by ROHIT SAINI Date: 2023.07.28 11:02:40 +05'30'

OWNER'S SIGN | ARCHITECT'S SIGN

ARCHITECT: ACPL Design Ltd

SCALE 1:200	DEALT BY	DATE - 08.04.2019
DESIGN BY	CHECKED BY	DRG. No SD/1089-23

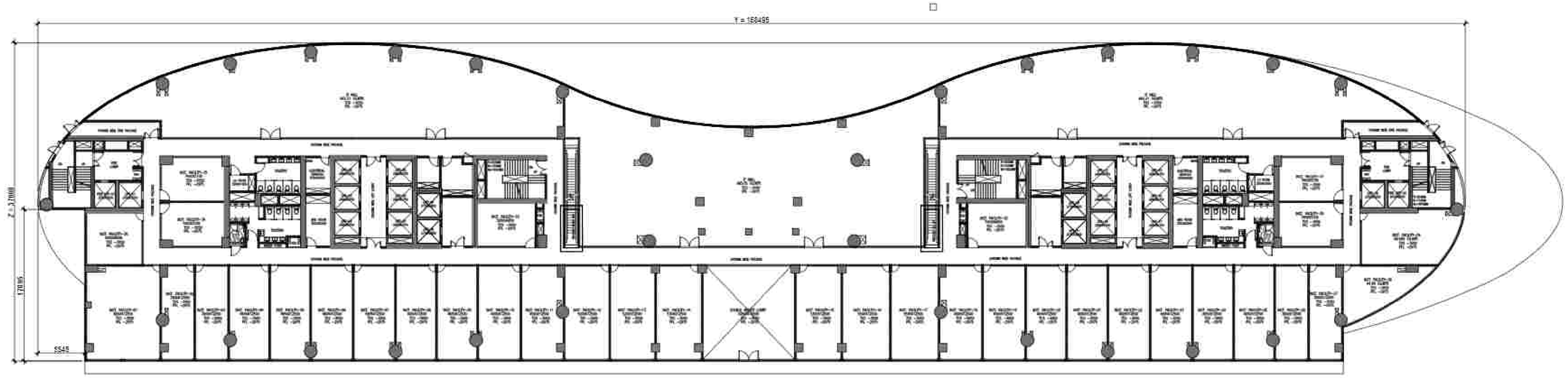

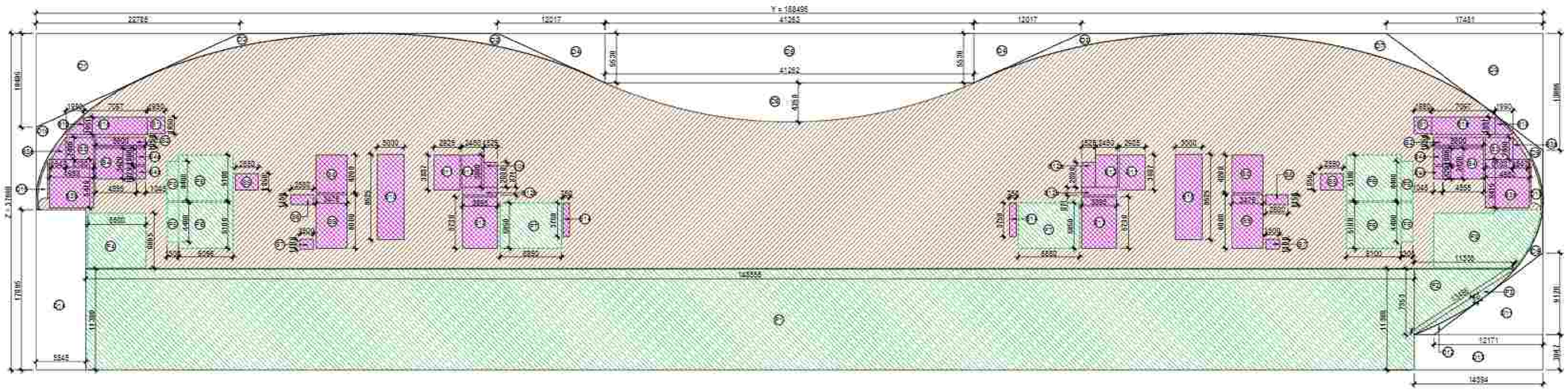

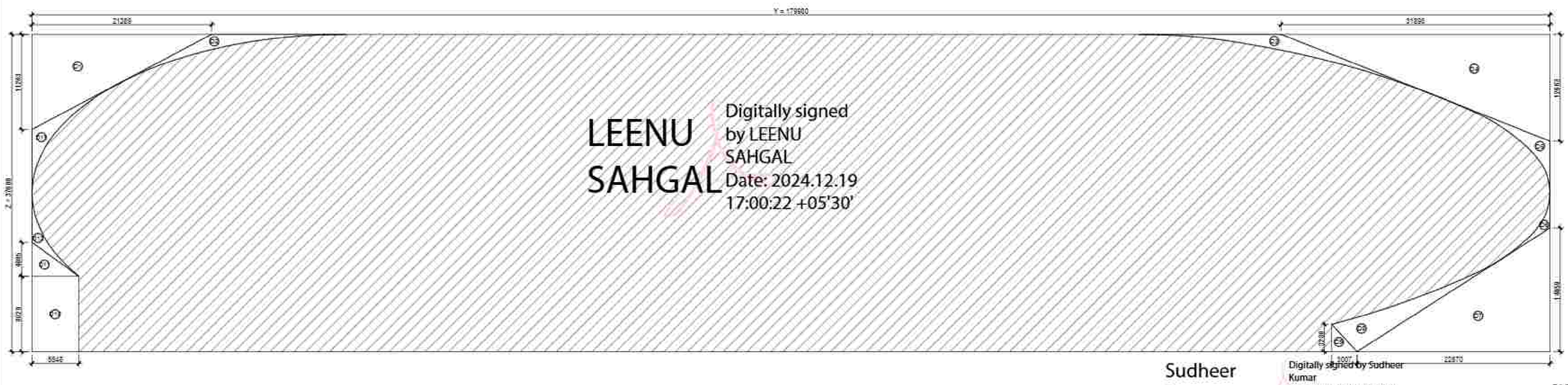

LEENU SAHGAL
Digitally signed by LEENU SAHGAL
Date: 2024.12.19 17:00:22 +05'30'

Sudheer Kumar
Digitally signed by Sudheer Kumar
Date: 2024.12.11 15:43:58 +05'30'

Musharraf Yusuf
Digitally signed by Musharraf Yusuf
Date: 2024.12.07 20:49:30 +05'30'

F.A.R. USAGE
- IT/ITES
- FACILITY
- SERVICE
- GROUND COVERAGE

FLOOR	F-TOWER			
	F.A.R. AREA		GROUND AREA	ALREADY F.A.R. AREA
	IT/ITES	INSTITUTIONAL FACILITY		
BASEMENT-2 FLOOR	0.000	0.000	0.000	0.000
BASEMENT-1 FLOOR	476.000	27.500	498.000	0.000
GROUND FLOOR	1475.000	220.000	881.000	1695.000
1st FLOOR	1602.000	0.000	881.000	0.000
2nd FLOOR	1602.000	0.000	881.000	0.000
3rd FLOOR	1602.000	0.000	881.000	0.000
4th FLOOR	1602.000	0.000	881.000	0.000
4th REFUGE FLOOR	1041.000	0.000	881.000	0.000
5th FLOOR	1602.000	0.000	881.000	0.000
6th FLOOR	1602.000	0.000	881.000	0.000
7th FLOOR	1602.000	0.000	881.000	0.000
7th REFUGE FLOOR	1041.000	0.000	881.000	0.000
8th FLOOR	1602.000	0.000	881.000	0.000
9th FLOOR	1602.000	0.000	881.000	0.000
9th REFUGE FLOOR	1041.000	0.000	881.000	0.000
10th FLOOR	1602.000	0.000	881.000	0.000
10th REFUGE FLOOR	[illegible]	0.000	[illegible]	[illegible]
11th FLOOR	1602.000	0.000	881.000	0.000
11th REFUGE FLOOR	1041.000	0.000	881.000	0.000
12th FLOOR	1602.000	0.000	881.000	0.000
12th REFUGE FLOOR	1041.000	0.000	881.000	0.000
13th FLOOR	1602.000	0.000	881.000	0.000
13th REFUGE FLOOR	1041.000	0.000	881.000	0.000
14th FLOOR	1602.000	0.000	881.000	0.000
14th REFUGE FLOOR	1041.000	0.000	881.000	0.000
15th FLOOR	1602.000	0.000	881.000	0.000
15th REFUGE FLOOR	1041.000	0.000	881.000	0.000
16th FLOOR	1602.000	0.000	881.000	0.000
16th REFUGE FLOOR	1041.000	0.000	881.000	0.000
17th FLOOR	1602.000	0.000	881.000	0.000
17th REFUGE FLOOR	1041.000	0.000	881.000	0.000
18th FLOOR	1602.000	0.000	881.000	0.000
18th REFUGE FLOOR	1041.000	0.000	881.000	0.000
19th FLOOR	1602.000	0.000	881.000	0.000
19th REFUGE FLOOR	1041.000	0.000	881.000	0.000
20th FLOOR	1602.000	0.000	881.000	0.000
20th REFUGE FLOOR	1041.000	0.000	881.000	0.000
21st FLOOR	1602.000	0.000	881.000	0.000
21st REFUGE FLOOR	1041.000	0.000	881.000	0.000
22nd FLOOR	1602.000	0.000	881.000	0.000
22nd REFUGE FLOOR	1041.000	0.000	881.000	0.000
23rd FLOOR	1602.000	0.000	881.000	0.000
23rd REFUGE FLOOR	1041.000	0.000	881.000	0.000
24th FLOOR	1602.000	0.000	881.000	0.000
24th REFUGE FLOOR	1041.000	0.000	881.000	0.000
25th FLOOR	1602.000	0.000	881.000	0.000
25th REFUGE FLOOR	1041.000	0.000	881.000	0.000
26th FLOOR	1602.000	0.000	881.000	0.000
26th REFUGE FLOOR	1041.000	0.000	881.000	0.000
27th FLOOR	1602.000	0.000	881.000	0.000
27th REFUGE FLOOR	1041.000	0.000	881.000	0.000
28th FLOOR	1602.000	0.000	881.000	0.000
28th REFUGE FLOOR	1041.000	0.000	881.000	0.000
29th FLOOR	1602.000	0.000	881.000	0.000
29th REFUGE FLOOR	1041.000	0.000	881.000	0.000
30th FLOOR	1602.000	0.000	881.000	0.000
30th REFUGE FLOOR	1041.000	0.000	881.000	0.000
31st FLOOR	1602.000	0.000	881.000	0.000
31st REFUGE FLOOR	1041.000	0.000	881.000	0.000
32nd FLOOR	1602.000	0.000	881.000	0.000
32nd REFUGE FLOOR	1041.000	0.000	881.000	0.000
33rd FLOOR	1602.000	0.000	881.000	0.000
33rd REFUGE FLOOR	1041.000	0.000	881.000	0.000
34th FLOOR	1602.000	0.000	881.000	0.000
34th REFUGE FLOOR	1041.000	0.000	881.000	0.000
35th FLOOR	1602.000	0.000	881.000	0.000
35th REFUGE FLOOR	1041.000	0.000	881.000	0.000
36th FLOOR	1602.000	0.000	881.000	0.000
36th REFUGE FLOOR	1041.000	0.000	881.000	0.000
37th FLOOR	1602.000	0.000	881.000	0.000
37th REFUGE FLOOR	1041.000	0.000	881.000	0.000
38th FLOOR	1602.000	0.000	881.000	0.000
38th REFUGE FLOOR	1041.000	0.000	881.000	0.000
39th FLOOR	1602.000	0.000	881.000	0.000
39th REFUGE FLOOR	1041.000	0.000	881.000	0.000
40th FLOOR	1602.000	0.000	881.000	0.000
40th REFUGE FLOOR	1041.000	0.000	881.000	0.000
41st FLOOR	1602.000	0.000	881.000	0.000
41st REFUGE FLOOR	1041.000	0.000	881.000	0.000
42nd FLOOR	1602.000	0.000	881.000	0.000
42nd REFUGE FLOOR	1041.000	0.000	881.000	0.000
43rd FLOOR	1602.000	0.000	881.000	0.000
43rd REFUGE FLOOR	1041.000	0.000	881.000	0.000
44th FLOOR	1602.000	0.000	881.000	0.000
44th REFUGE FLOOR	1041.000	0.000	881.000	0.000
45th FLOOR	1602.000	0.000	881.000	0.000
45th REFUGE FLOOR	1041.000	0.000	881.000	0.000
46th FLOOR	1602.000	0.000	881.000	0.000
46th REFUGE FLOOR	1041.000	0.000	881.000	0.000
47th FLOOR	1602.000	0.000	881.000	0.000
47th REFUGE FLOOR	1041.000	0.000	881.000	0.000
48th FLOOR	1602.000	0.000	881.000	0.000
48th REFUGE FLOOR	1041.000	0.000	881.000	0.000
49th FLOOR	1602.000	0.000	881.000	0.000
49th REFUGE FLOOR	1041.000	0.000	881.000	0.000
50th FLOOR	1602.000	0.000	881.000	0.000
50th REFUGE FLOOR	1041.000	0.000	881.000	0.000
51st FLOOR	1602.000	0.000	881.000	0.000
51st REFUGE FLOOR	1041.000	0.000	881.000	0.000
52nd FLOOR	1602.000	0.000	881.000	0.000
52nd REFUGE FLOOR	1041.000	0.000	881.000	0.000
53rd FLOOR	1602.000	0.000	881.000	0.000
53rd REFUGE FLOOR	1041.000	0.000	881.000	0.000
54th FLOOR	1602.000	0.000	881.000	0.000
54th REFUGE FLOOR	1041.000	0.000	881.000	0.000
55th FLOOR	1602.000	0.000	881.000	0.000
55th REFUGE FLOOR	1041.000	0.000	881.000	0.000
56th FLOOR	1602.000	0.000	881.000	0.000
56th REFUGE FLOOR	1041.000	0.000	881.000	0.000
57th FLOOR	1602.000	0.000	881.000	0.000
57th REFUGE FLOOR	1041.000	0.000	881.000	0.000
58th FLOOR	1602.000	0.000	881.000	0.000
58th REFUGE FLOOR	1041.000	0.000	881.000	0.000
59th FLOOR	1602.000	0.000	881.000	0.000
59th REFUGE FLOOR	1041.000	0.000	881.000	0.000
60th FLOOR	1602.000	0.000	881.000	0.000
60th REFUGE FLOOR	1041.000	0.000	881.000	0.000
61st FLOOR	1602.000	0.000	881.000	0.000
61st REFUGE FLOOR	1041.000	0.000	881.000	0.000
62nd FLOOR	1602.000	0.000	881.000	0.000
62nd REFUGE FLOOR	1041.000	0.000	881.000	0.000
63rd FLOOR	1602.000	0.000	881.000	0.000
63rd REFUGE FLOOR	1041.000	0.000	881.000	0.000
64th FLOOR	1602.000	0.000	881.000	0.000
64th REFUGE FLOOR	1041.000	0.000	881.000	0.000
65th FLOOR	1602.000	0.000	881.000	0.000
65th REFUGE FLOOR	1041.000	0.000	881.000	0.000
66th FLOOR	1602.000	0.000	881.000	0.000
66th REFUGE FLOOR	1041.000	0.000	881.000	0.000
67th FLOOR	1602.000	0.000	881.000	0.000
67th REFUGE FLOOR	1041.000	0.000	881.000	0.000
68th FLOOR	1602.000	0.000	881.000	0.000
68th REFUGE FLOOR	1041.000	0.000	881.000	0.000
69th FLOOR	1602.000	0.000	881.000	0.000
69th REFUGE FLOOR	1041.000	0.000	881.000	0.000
70th FLOOR	1602.000	0.000	881.000	0.000
70th REFUGE FLOOR	1041.000	0.000	881.000	0.000
71st FLOOR	1602.000	0.000	881.000	0.000
71st REFUGE FLOOR	1041.000	0.000	881.000	0.000
72nd FLOOR	1602.000	0.000	881.000	0.000
72nd REFUGE FLOOR	1041.000	0.000	881.000	0.000
73rd FLOOR	1602.000	0.000	881.000	0.000
73rd REFUGE FLOOR	1041.000	0.000	881.000	0.000
74th FLOOR	1602.000	0.000	881.000	0.000
74th REFUGE FLOOR	1041.000	0.000	881.000	0.000
75th FLOOR	1602.000	0.000	881.000	0.000
75th REFUGE FLOOR	1041.000	0.000	881.000	0.000
76th FLOOR	1602.000	0.000	881.000	0.000
76th REFUGE FLOOR	1041.000	0.000	881.000	0.000
77th FLOOR	1602.000	0.000	881.000	0.000
77th REFUGE FLOOR	1041.000	0.000	881.000	0.000
78th FLOOR	1602.000	0.000	881.000	0.000
78th REFUGE FLOOR	1041.000	0.000	881.000	0.000
79th FLOOR	1602.000	0.000	881.000	0.000
79th REFUGE FLOOR	1041.000	0.000	881.000	0.000
80th FLOOR	1602.000	0.000	881.000	0.000
80th REFUGE FLOOR	1041.000	0.000	881.000	0.000
81st FLOOR	1602.000	0.000	881.000	0.000
81st REFUGE FLOOR	1041.000	0.000	881.000	0.000
82nd FLOOR	1602.000	0.000	881.000	0.000
82nd REFUGE FLOOR	1041.000	0.000	881.000	0.000
83rd FLOOR	1602.000	0.000	881.000	0.000
83rd REFUGE FLOOR	1041.000	0.000	881.000	0.000
84th FLOOR	1602.000	0.000	881.000	0.000
84th REFUGE FLOOR	1041.000	0.000	881.000	0.000
85th FLOOR	1602.000	0.000	881.000	0.000
85th REFUGE FLOOR	1041.000	0.000	881.000	0.000
86th FLOOR	1602.000	0.000	881.000	0.000
86th REFUGE FLOOR	1041.000	0.000	881.000	0.000
87th FLOOR	1602.000	0.000	881.000	0.000
87th REFUGE FLOOR	1041.000	0.000	881.000	0.000
88th FLOOR	1602.000	0.000	881.000	0.000
88th REFUGE FLOOR	1041.000	0.000	881.000	0.000
89th FLOOR	1602.000	0.000	881.000	0.000
89th REFUGE FLOOR	1041.000	0.000	881.000	0.000
90th FLOOR	1602.000	0.000	881.000	0.000
90th REFUGE FLOOR	1041.000	0.000	881.000	0.000
91st FLOOR	1602.000	0.000	881.000	0.000
91st REFUGE FLOOR	1041.000	0.000	881.000	0.000
92nd FLOOR	1602.000	0.000	881.000	0.000
92nd REFUGE FLOOR	1041.000	0.000	881.000	0.000
93rd FLOOR	1602.000	0.000	881.000	0.000
93rd REFUGE FLOOR	1041.000	0.000	881.000	0.000
94th FLOOR	1602.000	0.000	881.000	0.000
94th REFUGE FLOOR	1041.000	0.000	881.000	0.000
95th FLOOR	1602.000	0.000	881.000	0.000
95th REFUGE FLOOR	1041.000	0.000	881.000	0.000
96th FLOOR	1602.000	0.000	881.000	0.000
96th REFUGE FLOOR	1041.000	0.000	881.000	0.000
97th FLOOR	1602.000	0.000	881.000	0.000
97th REFUGE FLOOR	1041.000	0.000	881.000	0.000
98th FLOOR	1602.000	0.000	881.000	0.000
98th REFUGE FLOOR	1041.000	0.000	881.000	0.000
99th FLOOR	1602.000	0.000	881.000	0.000
99th REFUGE FLOOR	1041.000	0.000	881.000	0.000
100th FLOOR	1602.000	0.000	881.000	0.000
100th REFUGE FLOOR	1041.000	0.000	881.000	0.000
101st FLOOR	1602.000	0.000	881.000	0.000
101st REFUGE FLOOR	1041.000	0.000	881.000	0.000
102nd FLOOR	1602.000	0.000	881.000	0.000
102nd REFUGE FLOOR	1041.000	0.000	881.000	0.000
103rd FLOOR	1602.000	0.000	881.000	0.000
103rd REFUGE FLOOR	1041.000	0.000	881.000	0.000
104th FLOOR	1602.000	0.000	881.000	0.000
104th REFUGE FLOOR	1041.000	0.000	881.000	0.000
105th FLOOR	1602.000	0.000	881.000	0.000
105th REFUGE FLOOR	1041.000	0.000	881.000	0.000
106th FLOOR	1602.000	0.000	881.000	0.000
106th REFUGE FLOOR	1041.000	0.000	881.000	0.000
107th FLOOR	1602.000	0.000	881.000	0.000
107th REFUGE FLOOR	1041.000	0.000	881.000	0.000
108th FLOOR	1602.000	0.000	881.000	0.000
108th REFUGE FLOOR	1041.000	0.000	881.000	0.000
109th FLOOR	1602.000	0.000	881.000	0.000
109th REFUGE FLOOR	1041.000	0.000	881.000	0.000
110th FLOOR	1602.000	0.000	881.000	0.000
110th REFUGE FLOOR	1041.000	0.000	881.000	0.000
111th FLOOR	1602.000	0.000	881.000	0.000
111th REFUGE FLOOR	1041.000	0.000	881.000	0.000
112th FLOOR	1602.000	0.000	881.000	0.000
112th REFUGE FLOOR	1041.000	0.000	881.000	0.000
113th FLOOR	1602.000	0.000	881.000	0.000
113th REFUGE FLOOR	1041.000	0.000	881.000	0.000
114th FLOOR	1602.000	0.000	881.000	0.000
114th REFUGE FLOOR	1041.000	0.000	881.000	0.000
115th FLOOR	1602.000	0.000	881.000	0.000
115th REFUGE FLOOR	1041.000	0.000	881.000	0.000
116th FLOOR	1602.000	0.000	881.000	0.000
116th REFUGE FLOOR	1041.000	0.000	881.000	0.000
117th FLOOR	1602.000	0.000	881.000	0.000
117th REFUGE FLOOR	1041.000	0.000	881.000	0.000
118th FLOOR	1602.000	0.000	881.000	0.000
118th REFUGE FLOOR	1041.000	0.000	881.000	0.000
119th FLOOR	1602.000	0.000	881.000	0.000
119th REFUGE FLOOR	1041.000	0.000	881.000	0.000
120th FLOOR	1602.000	0.000	881.000	0.000
120th REFUGE FLOOR	1041.000	0.000	881.000	0.000
121st FLOOR	1602.000	0.000	881.000	0.000
121st REFUGE FLOOR	1041.000	0.000	881.000	0.000
122nd FLOOR	1602.000	0.000	881.000	0.000
122nd REFUGE FLOOR	1041.000	0.000	881.000	0.000
123rd FLOOR	1602.000	0.000	881.000	0.000
123rd REFUGE FLOOR	1041.000	0.000	881.000	0.000
124th FLOOR	1602.000	0.000	881.000	0.000
124th REFUGE FLOOR	1041.000	0.000	881.000	0.000
125th FLOOR	1602.000	0.000	881.000	0.000
125th REFUGE FLOOR	1041.000	0.000	881.000	0.000
126th FLOOR	1602.000	0.000	881.000	0.000
126th REFUGE FLOOR	1041.000	0.000	881.000	0.000
127th FLOOR	1602.000	0.000	881.000	0.000
127th REFUGE FLOOR	1041.000	0.000	881.000	0.000
128th FLOOR	1602.000	0.000	881.000	0.000
128th REFUGE FLOOR	1041.000	0.000	881.000	0.000
129th FLOOR	1602.000	0.000	881.000	0.000
129th REFUGE FLOOR	1041.000	0.000	881.000	0.000
130th FLOOR	1602.000	0.000	881.000	0.000
130th REFUGE FLOOR	1041.000	0.000	881.000	0.000
131st FLOOR	1602.000	0.000	881.000	0.000
131st REFUGE FLOOR	1041.000	0.000	881.000	0.000
132nd FLOOR	1602.000	0.000	881.000	0.000
132nd REFUGE FLOOR	1041.000	0.000	881.000	0.000
133rd FLOOR	1602.000	0.000	881.000	0.000
133rd REFUGE FLOOR	1041.000	0.000	881.000	0.000
134th FLOOR	1602.000	0.000	881.000	0.000
134th REFUGE FLOOR	1041.000	0.000	881.000	0.000
135th FLOOR	1602.000	0.000	881.000	0.000
135th REFUGE FLOOR	1041.000	0.000	881.000	0.000
136th FLOOR	1602.000	0.000	881.000	0.000
136th REFUGE FLOOR	1041.000	0.000	881.000	0.000
137th FLOOR	1602.000	0.000	881.000	0.000
137th REFUGE FLOOR	1041.000	0.000	881.000	0.000
138th FLOOR	1602.000	0.000	881.000	0.000
138th REFUGE FLOOR	1041.000	0.000	881.000	0.000
139th FLOOR	1602.000	0.000	881.000	0.000
139th REFUGE FLOOR	1041.000	0.000	881.000	0.000
140th FLOOR	1602.000	0.000	881.000	0.000
140th REFUGE FLOOR	1041.000	0.000	881.000	0.000
141st FLOOR	1602.000	0.000	881.000	0.000
141st REFUGE FLOOR	1041.000	0.000	881.000	0.000
142nd FLOOR	1602.000	0.000	881.000	0.000
142nd REFUGE FLOOR	1041.000	0.000	881.000	0.000
143rd FLOOR	1602.000	0.000	881.000	0.000
143rd REFUGE FLOOR	1041.000	0.000	881.000	0.000
144th FLOOR	1602.000	0.000	881.000	0.000
144th REFUGE FLOOR	1041.000	0.000	881.000	0.000
145th FLOOR	1602.000	0.000	881.000	0.000
145th REFUGE FLOOR	1041.000	0.000	881.000	0.000
146th FLOOR	1602.000	0.000	881.000	0.000
146th REFUGE FLOOR	1041.000	0.000	881.000	0.000
147th FLOOR	1602.000	0.000	881.000	0.000
147th REFUGE FLOOR	1041.000	0.000	881.000	0.000
148th FLOOR	1602.000	0.000	881.000	0.000
148th REFUGE FLOOR	1041.000	0.000	881.000	0.000
149th FLOOR	1602.000	0.000	881.000	0.000
149th REFUGE FLOOR	1041.000	0.000	881.000	0.000
150th FLOOR	1602.000	0.000	881.000	0.000
150th REFUGE FLOOR	1041.000	0.000	881.000	0.000
151st FLOOR	1602.000	0.000	881.000	0.000
151st REFUGE FLOOR	1041.000	0.000	881.000	0.000
152nd FLOOR	1602.000	0.000	881.000	0.000
152nd REFUGE FLOOR	1041.000	0.000	881.000	0.000
153rd FLOOR	1602.000	0.000	881.000	0.000
153rd REFUGE FLOOR	1041.000	0.000	881.000	0.000
154th FLOOR	1602.000	0.000	881.000	0.000
154th REFUGE FLOOR	1041.000	0.000	881.000	0.000
155th FLOOR	1602.000	0.000	881.000	0.000
155th REFUGE FLOOR	1041.000	0.000	881.000	0.000
156th FLOOR	1602.000	0.000	881.000	0.000
156th REFUGE FLOOR	1041.000	0.000	881.000	0.000
157th FLOOR	1602.000	0.000	881.000	0.000
157th REFUGE FLOOR	1041.000	0.000	881.000	0.000
158th FLOOR	1602.000	0.000	881.000	0.000
158th REFUGE FLOOR	1041.000	0.000	881.000	0.000
159th FLOOR	1602.000	0.000	881.000	0.000
159th REFUGE FLOOR	1041.000	0.000	881.000	0.000
160th FLOOR	1602.000	0.000	881.000	0.000
160th REFUGE FLOOR	1041.000	0.000	881.000	0.000
161st FLOOR	1602.000	0.000	881.000	0.000
161st REFUGE FLOOR	1041.000	0.000	881.000	0.000
162nd FLOOR	1602.000	0.000	881.000	0.000
162nd REFUGE FLOOR	1041.000	0.000	881.000	0.000
163rd FLOOR	1602.000	0.000	881.000	0.000
163rd REFUGE FLOOR	1041.000	0.000	881.000	0.000
164th FLOOR	1602.000	0.000	881.000	0.000
164th REFUGE FLOOR	1041.000	0.000	881.000	0.000
165th FLOOR	1602.000	0.000	881.000	0.000
165th REFUGE FLOOR	1041.000	0.000	881.000	0.000
166th FLOOR	1602.000	0.000	881.000	0.000
166th REFUGE FLOOR	1041.000	0.000	881.000	0.000
167th FLOOR	1602.000	0.000	881.000	0.000
167th REFUGE FLOOR	1041.000	0.000	881.000	0.000
168th FLOOR	1602.000	0.000	881.000	0.000
168th REFUGE FLOOR	1041.000	0.000	881.000	0.000
169th FLOOR	1602.000	0.000	881.000	0.000
169th REFUGE FLOOR	1041.000	0.000	881.000	0.000
170th FLOOR	1602.000	0.000	881.000	0.000
170th REFUGE FLOOR	1041.000	0.000	881.000	0.000
171st FLOOR	1602.000	0.000	881.000	0.000
171st REFUGE FLOOR	1041.000	0.000	881.000	0.000
172nd FLOOR	1602.000	0.000	881.000	0.000
172nd REFUGE FLOOR	1041.000	0.000	881.000	0.000
173rd FLOOR	1602.000	0.000	881.000	0.000
173rd REFUGE FLOOR	1041.000	0.000	881.000	0.000
174th FLOOR	1602.000	0.000	881.000	0.000
174th REFUGE FLOOR	1041.000	0.000	881.000	0.000
175th FLOOR	1602.000	0.000	881.000	0.000
175th REFUGE FLOOR	1041.000	0.000	881.000	0.000
176th FLOOR	1602.000	0.000	881.000	0.000
176th REFUGE FLOOR	1041.000	0.000	881.000	0.000
177th FLOOR	1602.000	0.000	881.000	0.000
177th REFUGE FLOOR	1041.000	0.000	881.000	0.000
178th FLOOR	1602.000	0.000	881.000	0.000
178th REFUGE FLOOR	1041.000	0.000	881.000	0.000
179th FLOOR	1602.000	0.000	881.000	0.000
179th REFUGE FLOOR	1041.000	0.000	881.000	0.000
180th FLOOR	1602.000	0.000	881.000	0.000
180th REFUGE FLOOR	1041.000	0.000	881.000	0.000
181st FLOOR	1602.000	0.000	881.000	0.000
181st REFUGE FLOOR	1041.000	0.000	881.000	0.000
182nd FLOOR	1602.000	0.000	881.000	0.000
182nd REFUGE FLOOR	1041.000	0.000	881.000	0.000
183rd FLOOR	1602.000	0.000	881.000	0.000
183rd REFUGE FLOOR	1041.000	0.000	881.000	0.000
184th FLOOR	1602.000	0.000	881.000	0.000
184th REFUGE FLOOR	1041.000	0.000	881.000	0.000
185th FLOOR	1602.000	0.000	881.000	0.000
185th REFUGE FLOOR	1041.000	0.000	881.000	0.000
186th FLOOR	1602.000	0.000	881.000	0.000
186th REFUGE FLOOR	1041.000	0.000	881.000	0.000
187th FLOOR	1602.000	0.000	881.000	0.000
187th REFUGE FLOOR	1041.000	0.000	881.000	0.000
188th FLOOR	1602.000	0.000	881.000	0.000
188th REFUGE FLOOR	1041.000	0.000	881.000	0.000
189th FLOOR	1602.000	0.000	881.000	0.000
189th REFUGE FLOOR	1041.000	0.000	881.000	0.000
190th FLOOR	1602.000	0.000	881.000	0.000
190th REFUGE FLOOR	1041.000	0.000	881.000	0.000
191st FLOOR	1602.000	0.000	881.000	0.000
191st REFUGE FLOOR	1041.000	0.000	881.000	0.000
192nd FLOOR	1602.000	0.000	881.000	0.000
192nd REFUGE FLOOR	1041.000	0.000	881.000	0.000
193rd FLOOR	1602.000	0.000	881.000	0.000
193rd REFUGE FLOOR	1041.000	0.000	881.000	0.000
194th FLOOR	1602.000	0.000	881.000	0.000
194th REFUGE FLOOR	1041.000	0.000	881.000	0.000
195th FLOOR	1602.000	0.000	881.000	0.000
195th REFUGE FLOOR	1041.000	0.000	881.000	0.000
196th FLOOR	1602.000	0.000	881.000	0.000
196th REFUGE FLOOR	1041.000	0.000	881.000	0.000
197th FLOOR	1602.000	0.000	881.000	0.000
197th REFUGE FLOOR	1041.000	0.000	881.000	0.000
198th FLOOR	1602.000	0.000	881.000	0.000
198th REFUGE FLOOR	1041.000	0.000	881.000	0.000
199th FLOOR	1602.000	0.000	881.000	0.000
199th REFUGE FLOOR	1041.000	0.000	881.000	0.000
200th FLOOR	1602.000	0.000	881.000	0.000
200th REFUGE FLOOR	1041.000	0.000	881.000	0.000
201st FLOOR	1602.000	0.000	881.000	0.000
201st REFUGE FLOOR	1041.000	0.000

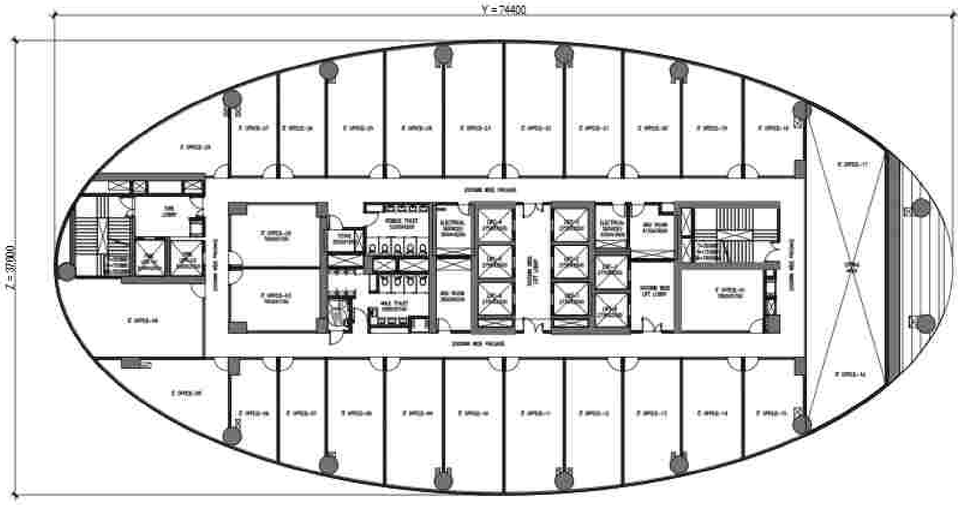

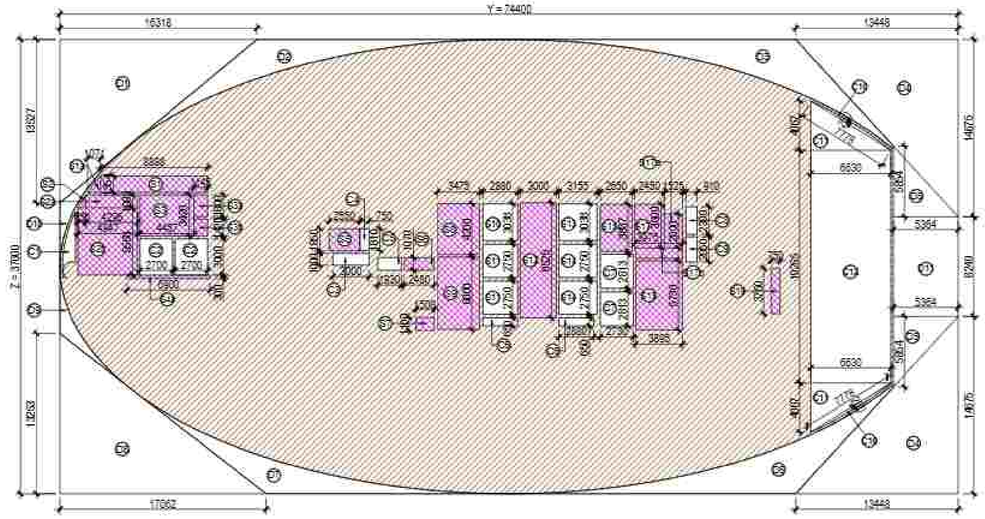

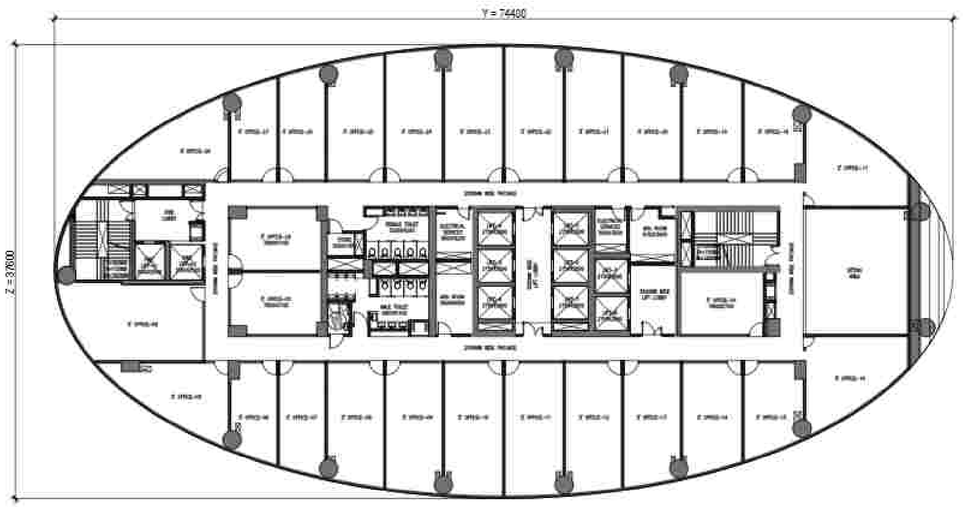

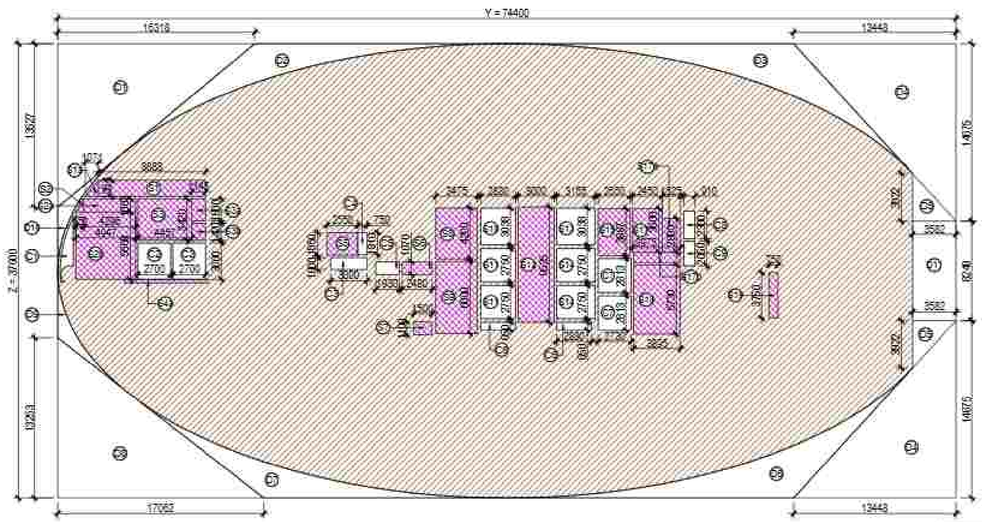

LEENU SAHGAL
Digitally signed by LEENU SAHGAL
Date: 2024.12.19 17:01:59 +05'30'

Sudheer Kumar
Digitally signed by Sudheer Kumar
Date: 2024.12.11 15:44:32 +05'30'

F.A.R. USAGE

IT/ITES

SERVICE

Musharraf Yusuf
Digitally signed by Musharraf Yusuf
Date: 2024.12.07 20:53:30 +05'30'

SUBMISSION

PROJECT :
EXISTING INSTITUTIONAL BUILDING AT SECTOR TECH ZONE-4, PLOT-7, GREATER NOIDA
M/S A.L. SOFTWEB PVT.LTD.

DRAWING TITLE :
IT-TOWER
31ST & 32ND FLOOR PLAN & AREA DETAILS

AMISH BHUTANI
Digitally signed by AMISH BHUTANI
Date: 2024.12.19 11:33:40 +05'30'

ROHIT SAINI
Digitally signed by ROHIT SAINI
Date: 2023.07.20 11:03:10 +05'30'

OWNER'S SIGN. | ARCHITECT'S SIGN.

ARCHITECT
ACPL
ACPL Design Ltd

SCALE 1:200	DEALT BY	DATE - 08.04.2019	
DESIGN BY	CHECKED BY	DRG. No. SD/1089-31	

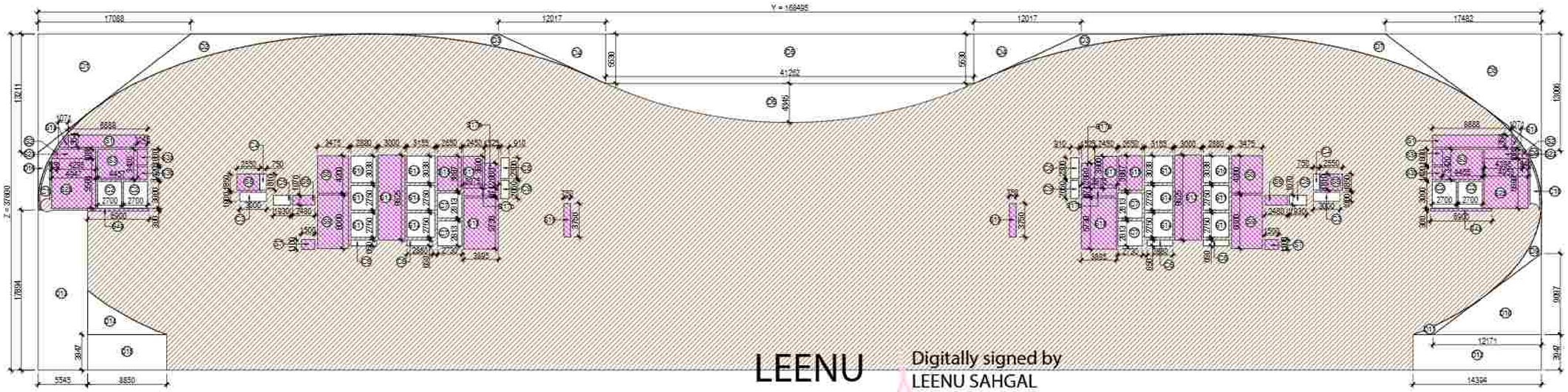

LEENU SAHGAL
Digitally signed by LEENU SAHGAL
Date: 2024.12.19 17:06:55 +05'30'

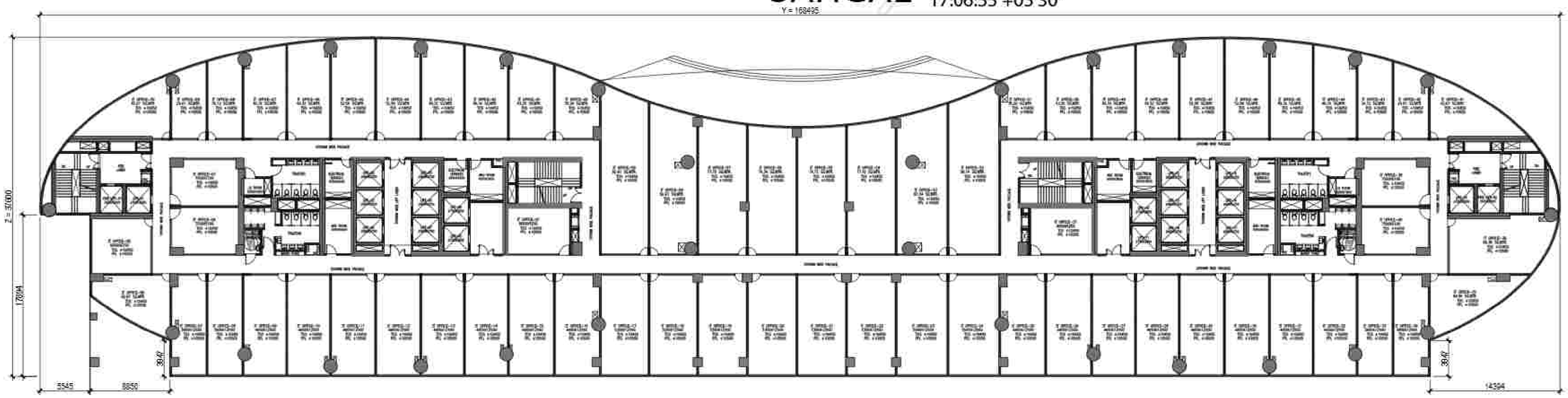

2ND FLOOR AREA DETAIL IN F.A.R (IT- TOWER)								
ITEM	WIDTH	X	LENGTH	X	FACTOR	X	NOS	AREA (SQMT)
Y + Z	168.495	X	37.000	X	1	X	1	6235.412
TOTAL = (Y Z)								6235.412

DEDUCTION AREA								
ITEM	WIDTH	X	LENGTH	X	FACTOR	X	NOS	AREA (SQMT)
D1	17.088	X	13.211	X	0.5	X	1	112.875
D2	P.LINE AREA					X	1	31.467
D3	P.LINE AREA					X	2	24.832
D4	12.017	X	5.530	X	0.5	X	2	66.454
D5	41.262	X	5.530	X	1	X	1	228.178
D6	41.262	X	4.315	X	0.667	X	1	118.582
D7	P.LINE AREA					X	1	24.031
D8	17.482	X	13.066	X	0.5	X	1	114.218
D9	P.LINE AREA					X	2	11.753
D10	12.171	X	9.087	X	0.5	X	1	55.260
D11	P.LINE AREA					X	1	2.589
D12	14.394	X	3.947	X	1	X	1	56.813
D13	5.545	X	17.894	X	1	X	1	99.222
D14	P.LINE AREA					X	1	18.772
D15	8.850	X	3.947	X	1	X	1	34.931
D16	P.LINE AREA					X	1	5.817
TOTAL AREA								1014.904
Y2. - (DEDUCTION AREA) = 1ST FLOOR PLATE AREA								5220.508
2ND FLOOR TOTAL PLATE AREA =								5220.508

SERVICES AREA								
ITEM	WIDTH	X	LENGTH	X	FACTOR	X	NO'S	TOWER -1 AREA
S1	8.888	X	1.354	X	1	X	2	24.088
S1a	1.071	X	1.394	X	0.5	X	2	1.490
S2	3.101	X	1.060	X	0.5	X	7	5.705
S2a	4.295	X	1.060	X	1	X	2	9.102
S2b	4.947	X	5.560	X	1	X	2	55.059
S3	4.457	X	3.430	X	1	X	2	30.588
S3a	1.175	X	1.830	X	1	X	2	4.122
S3b	1.145	X	1.430	X	1	X	2	3.292
S4a	4.000	X	0.900	X	1	X	2	4.140
S5	2.550	X	1.850	X	1	X	2	9.435
S6	2.490	X	1.010	X	1	X	2	5.037
S7	1.500	X	1.100	X	1	X	2	3.300
S8	3.475	X	4.200	X	1	X	2	29.190
S9	4.475	X	6.000	X	1	X	2	53.700
S12	3.000	X	9.575	X	1	X	2	57.450
S15	2.690	X	3.887	X	1	X	2	20.902
S17	2.850	X	3.600	X	1	X	2	17.640
S17a	1.529	X	2.990	X	1	X	2	9.140
S17b	1.885	X	0.871	X	1	X	2	3.292
S18	3.895	X	5.795	X	1	X	2	45.137
S19	2.750	X	3.730	X	1	X	2	5.625
TOTAL SERVICE AREA								382.525

INTERNAL CUT-OUT AREA								
ITEM	WIDTH	X	LENGTH	X	FACTOR	X	NO'S	TOWER -1 AREA
C1	P.LINE AREA					X	1	3.054
C2	2.100	X	3.000	X	1	X	4	32.400
C3	1.000	X	1.000	X	1	X	2	4.000
C4	0.750	X	1.837	X	1	X	2	2.755
C5	1.030	X	1.030	X	1	X	2	4.130
C6	2.880	X	0.650	X	1	X	4	7.488
C7	2.730	X	2.815	X	1	X	4	30.815
C8	0.910	X	2.300	X	1	X	2	4.186
C9	0.910	X	2.300	X	1	X	2	3.731
C10	P.LINE AREA					X	1	3.898
S10	2.880	X	3.038	X	1	X	2	17.499
S11	2.880	X	2.730	X	1	X	4	31.680
S13	3.555	X	3.038	X	1	X	2	19.170
S14	3.555	X	2.730	X	1	X	4	34.705
TOTAL INTERNAL CUTOUT AREA=								201.174
TOTAL PLATE AREA - (SERVICES AREA + INTERNAL CUTOUT AREA)=FAR AREA								4737.206
2ND FLOOR FAR AREA =								4737.206

Musharraf Yusuf
Digitally signed by Musharraf Yusuf
Date: 2024.12.07 21:00:19 +05'30'

Sudheer Kumar
Digitally signed by Sudheer Kumar
Date: 2024.12.11 15:45:17 +05'30'

F.A.R. USAGE

IT/ITES

SERVICE

SUBMISSION

PROJECT:
EXISTING INSTITUTIONAL BUILDING AT SECTOR TECH ZONE-4, PLOT-7, GREATER NOIDA
M/S A.L. SOFTWEB PVT.LTD.

DRAWING TITLE
IT-TOWER
2ND FLOOR PLAN & AREA DETAILS

AMISH BHUTANI
Digitally signed by AMISH BHUTANI
Date: 2024.12.4 11:13:41 +05'30'

ROHIT SAINI
Digitally signed by ROHIT SAINI
Date: 2024.07.20 11:02:40 +05'30'

OWNER'S SIGN | ARCHITECT'S SIGN

ARCHITECT
ACPL
ACPL Design Ltd

SCALE 1:200	DEALT BY	DATE - 08.04.2019
DESIGN BY	CHECKED BY	DRG. No SD/1089-22

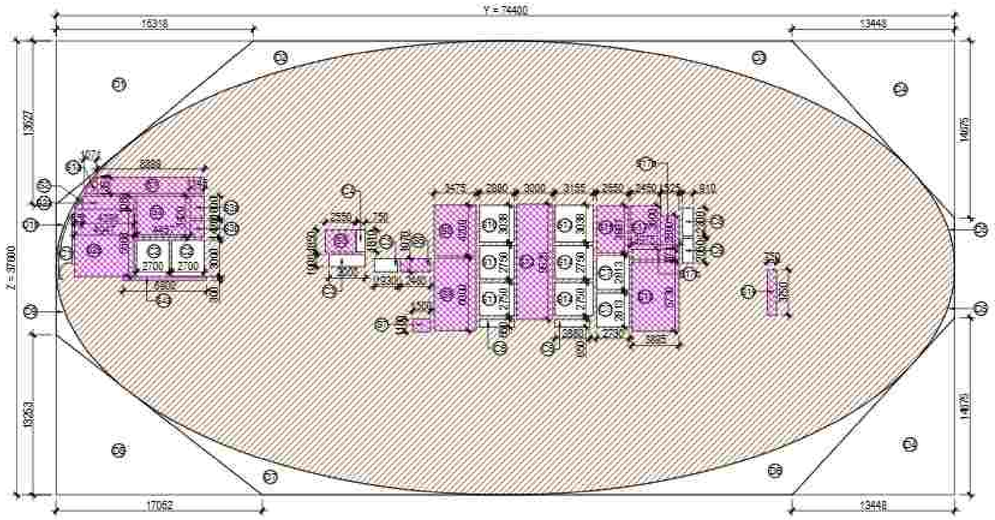

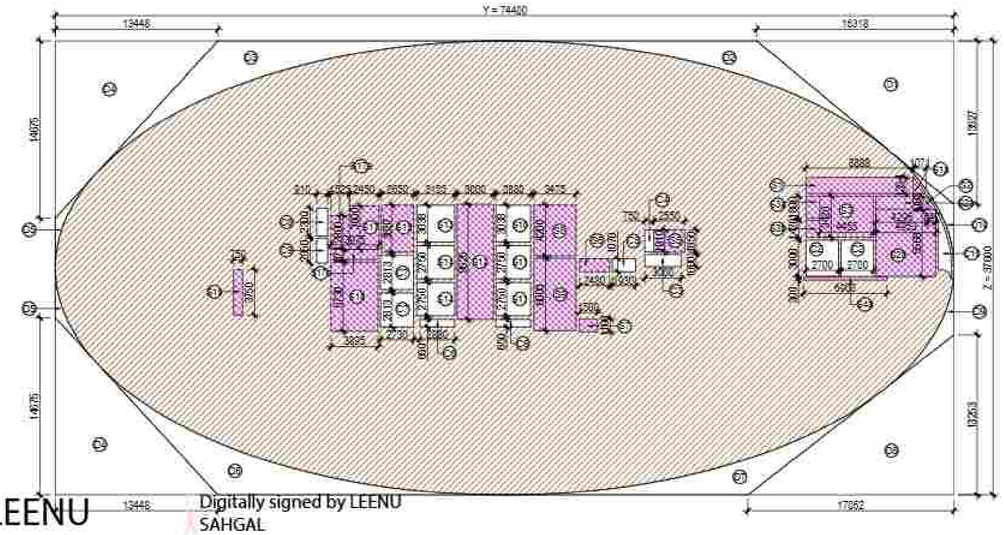

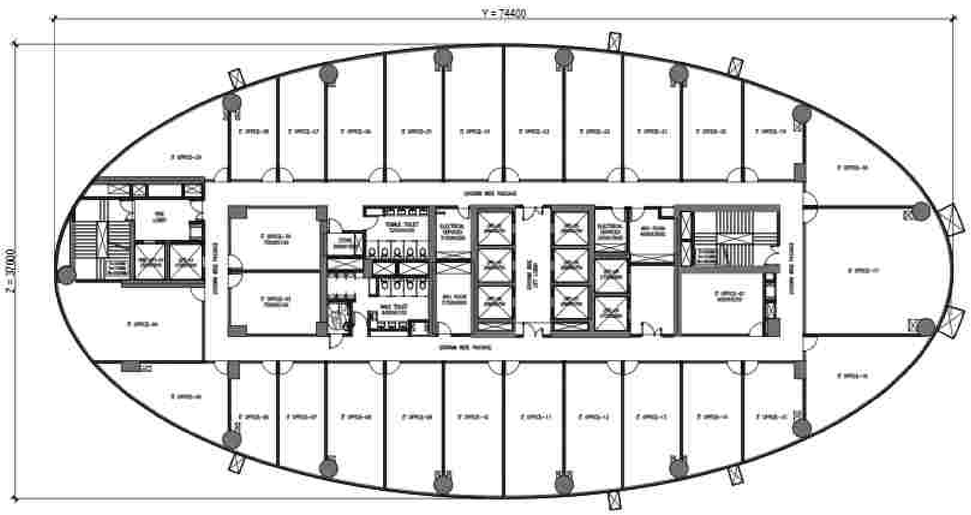

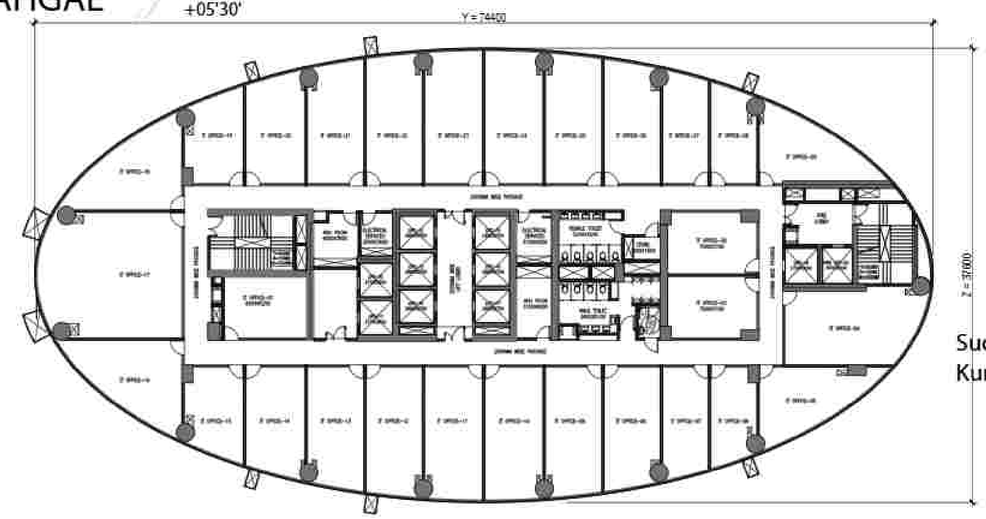

LEENU SAHGAL

Digitally signed by LEENU SAHGAL
Date: 2024.12.19 17:08:43 +05'30'

25TH FLOOR PLAN FAR AREA DETAILS (I-TOWER)

ITEM	WIDTH	X	LENGTH	X	FACTOR	X	NOS	AREA (SQMT)
Y x Z	74.400	X	37.600	X	1	X	2	5594.880
TOTAL = (Y.Z)								5594.880
DEDUCTION AREA								
ITEM	WIDTH	X	LENGTH	X	FACTOR	X	NOS	AREA (SQMT)
D1	16.318	X	13.527	X	0.5	X	2	220.730
D2	FLINE AREA					X	2	69.080
D3	FLINE AREA					X	2	98.268
D4	13.448	X	13.675	X	0.5	X	4	334.979
D5	FLINE AREA					X	4	19.601
D6	FLINE AREA					X	2	98.030
D7	FLINE AREA					X	2	52.884
D8	17.062	X	13.263	X	0.5	X	2	226.321
D9	FLINE AREA					X	2	13.278
D10	FLINE AREA					X	2	19.261
TOTAL AREA A =								1200.735
Y2- DEDUCTION AREA = TOTAL PLATE AREA								4394.145
SERVICES AREA								
ITEM	WIDTH	X	LENGTH	X	FACTOR	X	NO'S	TOWER-1 AREA
S1	8.888	X	1.354	X	1	X	2	24.069
S1a	1.573	X	1.354	X	0.5	X	2	2.130
S2	0.953	X	1.293	X	0.5	X	2	1.233
S2a	0.798	X	1.293	X	1	X	2	2.064
S2b	0.947	X	1.518	X	1	X	2	2.878
S3	4.457	X	3.420	X	1	X	2	30.885
S3a	1.143	X	1.870	X	1	X	2	4.272
S3b	1.104	X	1.420	X	1	X	2	3.252
S4b	0.913	X	0.610	X	1	X	2	1.113
S5	1.550	X	1.870	X	1	X	2	5.802
S6	2.480	X	1.270	X	1	X	2	6.302
S7	1.500	X	2.120	X	1	X	2	6.360
S8	9.675	X	4.220	X	1	X	2	79.193
S9	9.675	X	4.220	X	1	X	2	81.193
S12	3.000	X	9.525	X	1	X	2	57.150
S15	2.662	X	3.997	X	1	X	2	21.301
S17	2.950	X	3.350	X	1	X	2	17.810
S17a	1.525	X	1.920	X	1	X	2	5.841
S17b	0.946	X	0.915	X	1	X	2	1.730
S18	3.890	X	5.710	X	1	X	2	44.537
S25	0.750	X	3.750	X	1	X	2	5.625
TOTAL SERVICE AREA								382.529
INTERNAL CUT-OUT AREA								
ITEM	WIDTH	X	LENGTH	X	FACTOR	X	NO'S	TOWER-1 AREA
C1	FLINE AREA					X	2	3.054
C2	2.700	X	3.220	X	1	X	4	32.400
C3	3.000	X	1.120	X	1	X	2	6.720
C4	0.750	X	1.910	X	1	X	2	2.715
C5	1.950	X	1.210	X	1	X	2	4.719
C6	2.880	X	0.910	X	1	X	4	7.008
C7	2.750	X	2.924	X	1	X	8	32.138
C8	0.910	X	2.420	X	1	X	2	4.396
C9	0.910	X	2.210	X	1	X	2	3.734
C10	FLINE AREA					X	2	1.638
C10	2.880	X	3.210	X	1	X	2	12.490
C11	2.950	X	2.750	X	1	X	4	32.450
C12	6.250	X	5.510	X	1	X	2	68.620
C14	2.125	X	2.750	X	1	X	4	23.375
TOTAL INTERNAL CUT OUT AREA								201.134
TOTAL PLATE AREA - (SERVICE AREA + INTERNAL CUTOUT AREA)=FAR AREA								3810.482
TOTAL 25TH FLOOR FAR AREA								3810.482

F.A.R. USAGE

IT/ITES

SERVICE

Sudheer Kumar

Digitally signed by Sudheer Kumar
Date: 2024.12.11 15:45:51 +05'30'

Musharraf Yusuf

Digitally signed by Musharraf Yusuf
Date: 2024.12.07 21:03:46 +05'30'

SUBMISSION

PROJECT:
EXISTING INSTITUTIONAL BUILDING
AT SECTOR TECH ZONE-4, PLOT-7,
GREATER NOIDA
M/S A.L. SOFTWEB PVT.LTD.

DRAWING TITLE
IT-TOWER
25TH FLOOR PLAN /
& AREA DETAILS

AMISH BHUTANI — Digitally signed by AMISH BHUTANI Date: 2024.12.4 11:33:40 +05'30'

ROHIT SAINI — Digitally signed by ROHIT SAINI Date: 2024.07.09 11:02:40 +05'30'

OWNER'S SIGN | ARCHITECT'S SIGN

ARCHITECT
ACPL
ACPL Design Ltd

SCALE 1:200	DEALT BY	DATE - 08.04.2019
DESIGN BY	CHECKED BY	DRG. No SD/1089-26

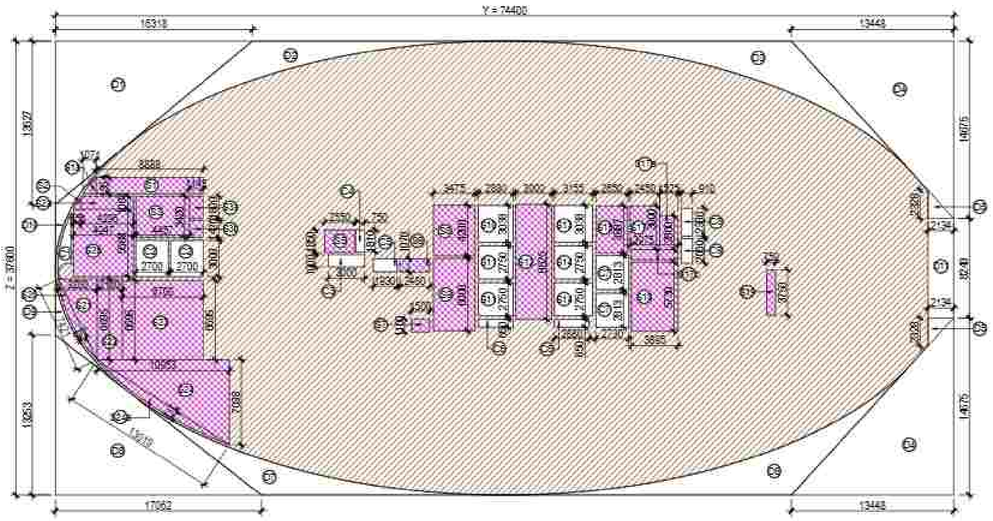

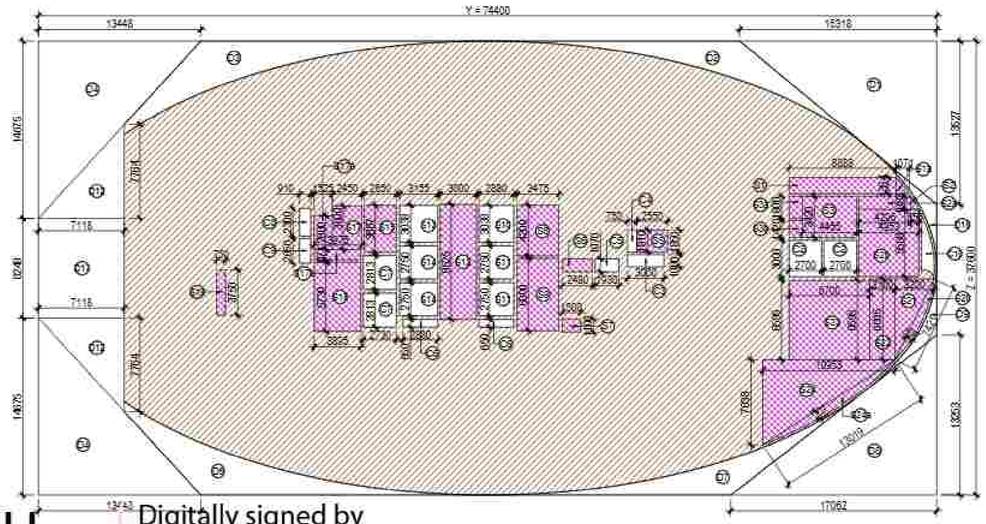

LEENU SAHGAL

Digitally signed by LEENU SAHGAL
Date: 2024.12.19 17:11:52 +05'30'

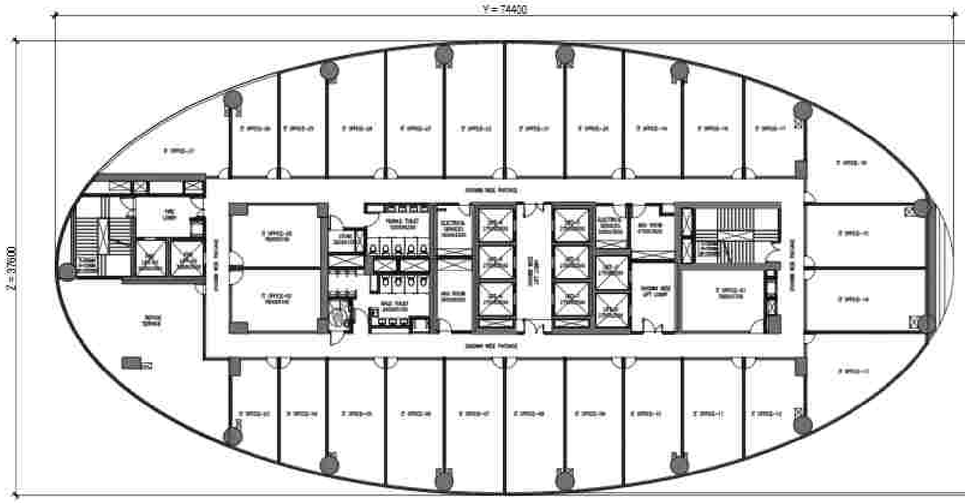

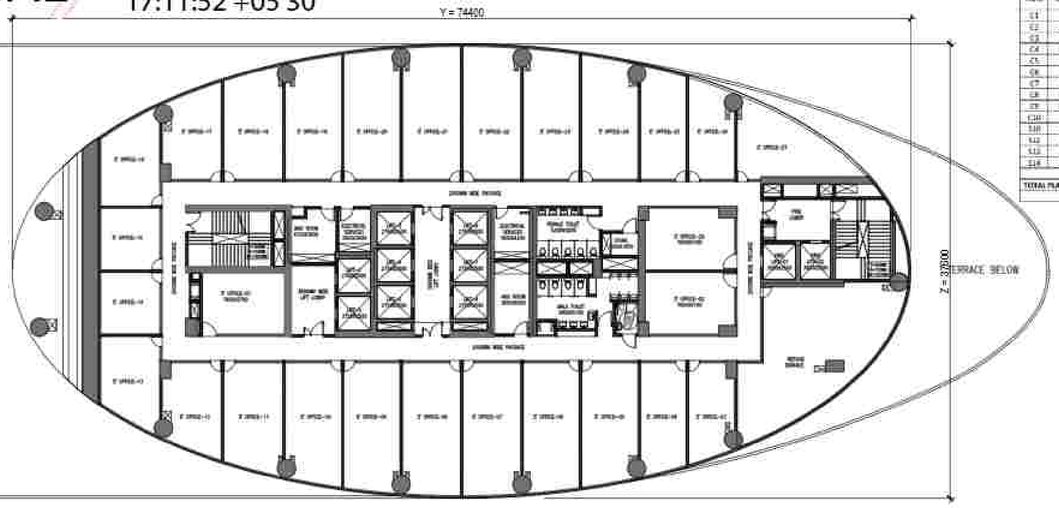

Sudheer Kumar

Digitally signed by Sudheer Kumar
Date: 2024.12.11 15:46:44 +05'30'

30TH FLOOR PLAN FAR AREA DETAILS (TOWER)

ITEM	WIDTH	X	LENGTH	X	FACTOR	X	NOS	AREA (SQMT)
FAR	16.8	X	37.800	X	1	X	2	1234.080
TOTAL = (V.2)								1234.080

DEDUCTION AREA

ITEM	WIDTH	X	LENGTH	X	FACTOR	X	NOS	AREA (SQMT)
D1	16.169	X	33.527	X	0.5	X	2	270.734
D2			FULL AREA			X	2	99.960
D3			FULL AREA			X	2	98.988
D4	13.440	X	26.371	X	0.5	X	4	354.630
D5	1.524	X	2.038	X	0.5	X	2	3.107
D6			FULL AREA			X	2	98.203
D7			FULL AREA			X	2	97.984
D8	21.860	X	36.232	X	0.5	X	2	792.223
D9			FULL AREA			X	2	31.248
D10			FULL AREA			X	2	9.198
D11	3.378	X	8.249	X	1	X	2	27.870
D12	7.218	X	7.764	X	0.5	X	2	55.964
D13	7.218	X	8.249	X	1	X	1	59.571
TOTAL AREA A =								1,928.220
V2. DEDUCTION AREA + TOTAL PLATE AREA								4,264.404

SERVICES AREA

ITEM	WIDTH	X	LENGTH	X	FACTOR	X	NOS	TOWER - I AREA
S1	8.868	X	1.254	X	1	X	2	22.264
S2	1.011	X	1.254	X	0.5	X	2	1.268
S3	0.012	X	1.254	X	0.5	X	2	0.016
S4	4.254	X	1.254	X	1	X	4	21.365
S5A	4.947	X	1.254	X	1	X	2	12.380
S5	4.857	X	2.403	X	1	X	2	23.481
S6	1.115	X	1.870	X	1	X	2	4.172
S7	1.115	X	1.870	X	1	X	2	4.172
S8	1.900	X	1.870	X	1	X	2	7.108
S9	1.900	X	1.870	X	1	X	2	7.108
S10	1.900	X	1.170	X	1	X	2	4.446
S11	4.415	X	4.230	X	1	X	2	37.365
S12	4.415	X	4.230	X	1	X	2	37.365
S13	4.148	X	8.525	X	1	X	2	70.748
S13A	2.010	X	6.881	X	1	X	4	55.405
S14	1.450	X	6.055	X	1	X	2	17.540
S14A	1.125	X	2.800	X	1	X	2	6.300
S15	1.800	X	2.871	X	1	X	2	10.335
S16	1.800	X	5.700	X	1	X	2	20.520
S17	0.750	X	2.700	X	1	X	2	3.240
S18	0.577	X	7.421	X	2.667	X	2	5.714
S19	3.200	X	8.800	X	0.5	X	2	11.264
S20	3.100	X	6.000	X	1	X	2	37.147
S21	5.200	X	6.500	X	1	X	2	67.600
S22	10.750	X	7.238	X	0.5	X	2	77.867
S23	0.757	X	14.028	X	2.667	X	2	57.002
TOTAL SERVICE AREA								612.394

INTERNAL CUT OUT AREA

ITEM	WIDTH	X	LENGTH	X	FACTOR	X	NOS	TOWER - I AREA
C1			FULL AREA			X	5	3.654
C2	2.700	X	3.000	X	1	X	4	32.400
C3	1.500	X	1.200	X	1	X	2	3.600
C4	0.750	X	0.600	X	1	X	2	0.900
C5	0.900	X	1.070	X	1	X	7	6.930
C6	2.800	X	0.900	X	1	X	4	7.560
C7	1.750	X	0.813	X	1	X	3	42.714
C8	0.913	X	2.000	X	1	X	2	3.652
C9	0.913	X	2.000	X	1	X	2	3.652
C10			FULL AREA			X	5	3.654
C11	1.860	X	3.238	X	1	X	3	17.898
C12	1.860	X	2.700	X	1	X	4	20.088
C13	1.855	X	3.238	X	1	X	3	17.870
C14	1.855	X	2.700	X	1	X	4	20.034
TOTAL INTERNAL CUT OUT AREA								201.176
TOTAL PLATE AREA - (COMMUNE AREA + INTERNAL CUTOUT AREA) + FAR AREA								3452.577
TOTAL WIRE FLOOR FAR AREA								3452.577

F.A.R. USAGE

IT/ITES

SERVICE

Musharraf Yusuf

Digitally signed by Musharraf Yusuf
Date: 2024.12.07 21:10:06 +05'30'

SUBMISSION

PROJECT:
EXISTING INSTITUTIONAL BUILDING
AT SECTOR TECH ZONE-4, PLOT-7,
GREATER NOIDA
M/S A.L. SOFTWEB PVT.LTD.

DRAWING TITLE:
IT-TOWER
30TH REFUGE FLOOR PLAN
& AREA DETAILS

AMISH BHUTANI — Digitally signed by AMISH BHUTANI Date: 2024.11.4 11:13:40 +05'30'

ROHIT SAINI — Digitally signed by ROHIT SAINI Date: 2023.07.20 11:02:40 +05'30'

OWNER'S SIGN. | ARCHITECT'S SIGN.

ARCHITECT
ACPL
ACPL Design Ltd

SCALE 1:200	DEALT BY	DATE - 08.04.2019
DESIGN BY	CHECKED BY	DRG. NO. SD/1089-30

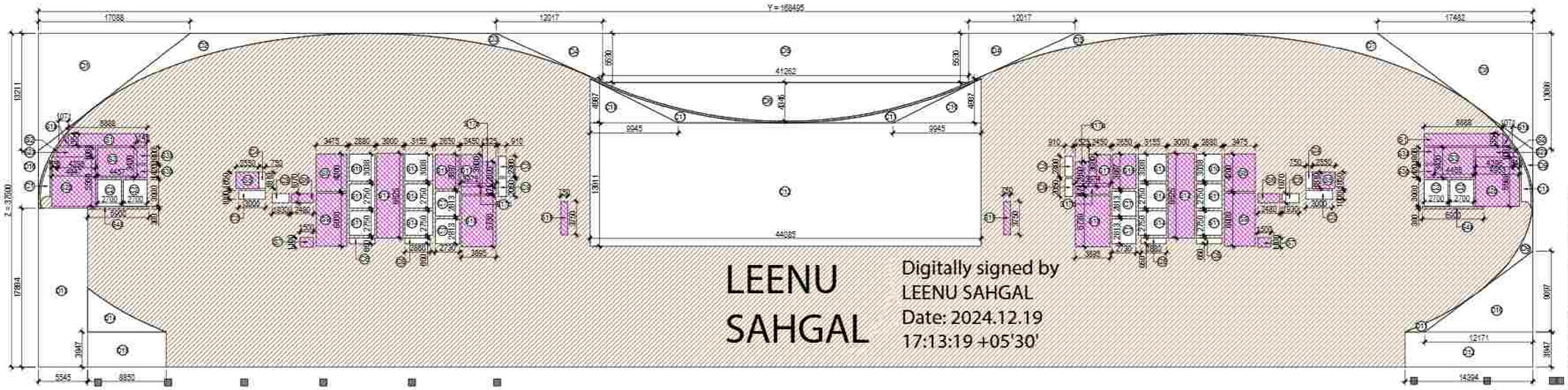

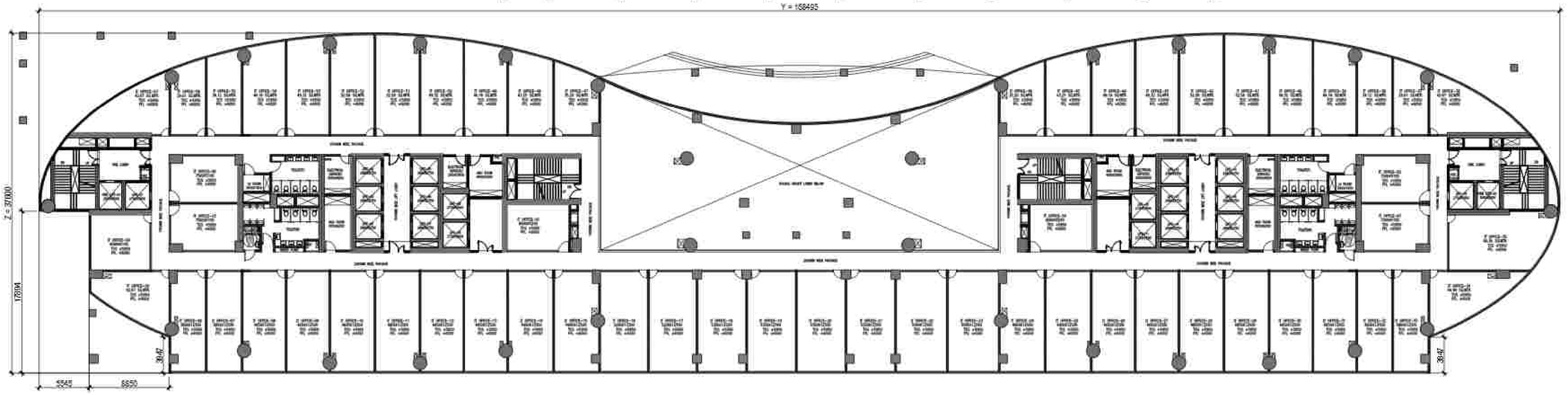

(1ST FLOOR AREA (ACTUAL IN F.A.R)(IT- TOWER)								
ITEM	WIDTH	X	LENGTH	X	FACTOR	X	NOS	AREA (SQMT)
1 x 2	208.495	X	37.000	X	1	X	1	7715.452
TOTAL = (T 2)								7715.452
REDUCTION AREA								
ITEM	WIDTH	X	LENGTH	X	FACTOR	X	NOS	AREA (SQMT)
D1	17.088	X	14.223	X	0.5	X	1	121.375
D2	P.LINE A-VEA					X	1	31.407
D3	P.LINE A-VEA					X	1	24.832
D4	12.017	X	5.536	X	0.5	X	2	66.494
D5	41.262	X	5.536	X	1	X	1	228.375
D6	P.LINE A-VEA					X	1	123.964
D7	P.LINE A-VEA					X	1	29.496
D8	17.462	X	14.223	X	0.5	X	2	124.220
D9	P.LINE A-VEA					X	2	12.759
D10	12.171	X	5.107	X	0.5	X	1	31.101
D11	P.LINE A-VEA					X	1	2.949
D12	14.394	X	3.947	X	1	X	1	56.822
D13	5.545	X	17.894	X	1	X	1	99.222
D14	P.LINE A-VEA					X	1	18.372
D15	8.850	X	3.947	X	1	X	1	34.931
D16	P.LINE A-VEA					X	1	5.817
TOTAL AREA								1015.878
TOT - (REDUCTION AREA) = 1ST FLOOR PLATE AREA								6699.574
REFFER TOTAL PLATE AREA =								6699.574

SERVICES AREA								
ITEM	WIDTH	X	LENGTH	X	FACTOR	X	NO'S	TOWER - 1
S1	8.888	X	1.354	X	1	X	1	24.068
S2a	1.073	X	1.354	X	0.5	X	2	1.450
S2	0.053	X	1.000	X	0.5	X	2	0.105
S3a	4.236	X	1.182	X	1	X	1	5.005
S3b	6.943	X	5.566	X	1	X	1	38.638
S4	4.455	X	3.420	X	1	X	2	30.472
S5a	1.245	X	1.800	X	1	X	2	4.482
S5b	1.245	X	1.426	X	1	X	2	3.552
S6a	6.000	X	6.300	X	1	X	2	75.600
S6	2.550	X	1.850	X	1	X	2	9.435
S6	2.480	X	1.050	X	1	X	2	5.208
S7	1.500	X	2.300	X	1	X	2	6.900
S8	3.475	X	4.200	X	1	X	2	29.190
S9	3.475	X	6.100	X	1	X	2	42.395
S10	3.000	X	9.525	X	1	X	2	57.150
S15	2.950	X	3.800	X	1	X	2	22.036
S17	2.450	X	3.500	X	1	X	2	17.150
S17a	1.525	X	2.000	X	1	X	2	6.100
S17b	3.098	X	2.825	X	1	X	2	8.705
S18	3.505	X	3.730	X	1	X	2	26.157
S19	0.750	X	1.750	X	1	X	2	2.625
TOTAL SERVICE AREA								462.555
INTERNAL CUT-OUT AREA								
ITEM	WIDTH	X	LENGTH	X	FACTOR	X	NO'S	TOWER - 1
C1	P.LINE A-VEA					X	1	3.950
C2	3.700	X	3.000	X	1	X	1	33.300
C3	3.000	X	1.000	X	1	X	2	6.000
C4	3.750	X	2.850	X	1	X	2	21.375
C5	1.050	X	2.075	X	1	X	2	4.350
C6	2.300	X	1.650	X	1	X	1	7.590
C7	3.700	X	2.850	X	1	X	4	42.180
C8	2.350	X	2.300	X	1	X	2	9.200
C9	2.950	X	2.850	X	1	X	2	16.815
C10	5.985	X	4.587	X	0.5	X	1	27.446
C11	P.LINE A-VEA					X	1	22.700
C12	44.085	X	18.911	X	1	X	1	833.966
C13	P.LINE A-VEA					X	1	9.300
S20	3.000	X	3.050	X	1	X	2	17.400
S21	2.500	X	2.750	X	1	X	1	20.600
S22	3.315	X	3.030	X	1	X	2	20.173
S24	2.350	X	2.750	X	1	X	4	25.785
TOTAL INTERNAL CUTOUT AREA=								986.240
TOTAL PLATE AREA - (SERVICES AREA + INTERNAL CUTOUT AREA)=FAR AREA								6050.778

Sudheer Kumar
Digitally signed by Sudheer Kumar
Date: 2024.12.11
15:47:37 +05'30'

Musharraf Yusuf
Digitally signed by Musharraf Yusuf
Date: 2024.12.07
21:18:06 +05'30'

SUBMISSION

PROJECT :-
EXISTING INSTITUTIONAL BUILDING
AT SECTOR TECH ZONE-4, PLOT-7,
GREATER NOIDA
M/S A.L. SOFTWEB PVT LTD.

DRAWING TITLE :-
IT-TOWER
1ST FLOOR PLAN & AREA DETAILS

F.A.R. USAGE
IT/ITES
SERVICE

AMISH BHUTANI
ROHIT SAINI
Digitally signed by ROHIT SAINI
Date: 2023.07.28
11:02:40 +05'30'

OWNER'S SIGN | ARCHITECT'S SIGN

ARCHITECT :-
ACPL
ACPL Design LTD

SCALE 1:200	DEALT BY	DATE - 08.04.2019
DESIGN BY	CHECKED BY	DRG. No. SD/1089-21

LEENU SAHGAL

Digitally signed by LEENU SAHGAL
Date: 2024.12.19 17:14:51 +05'30'

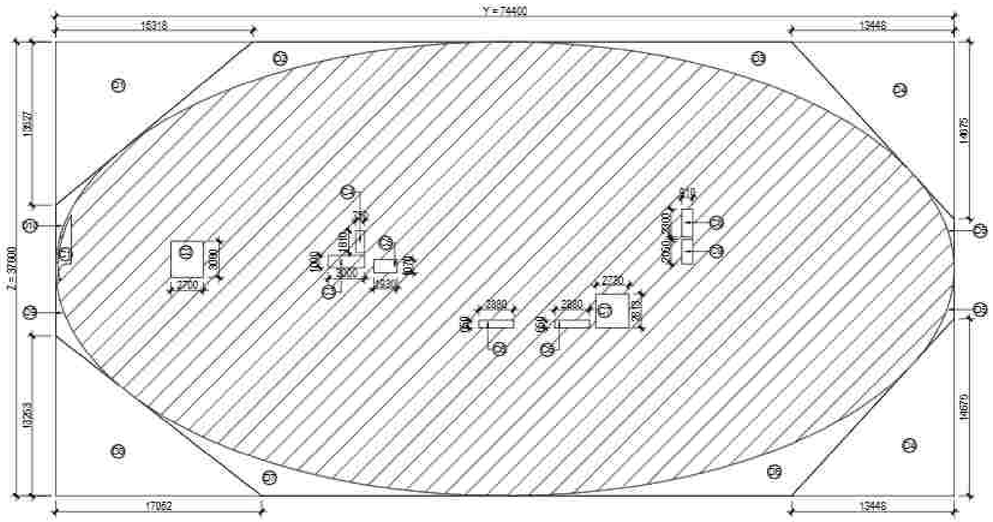

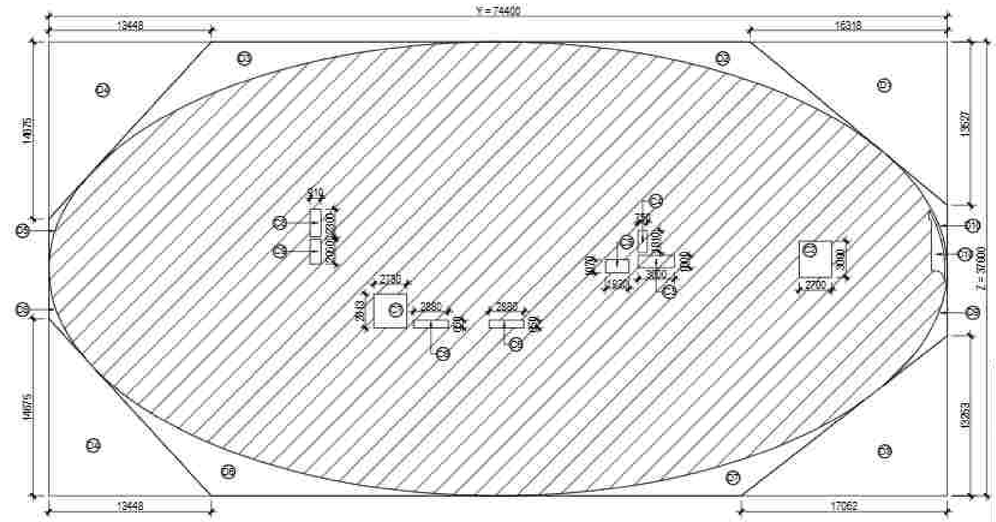

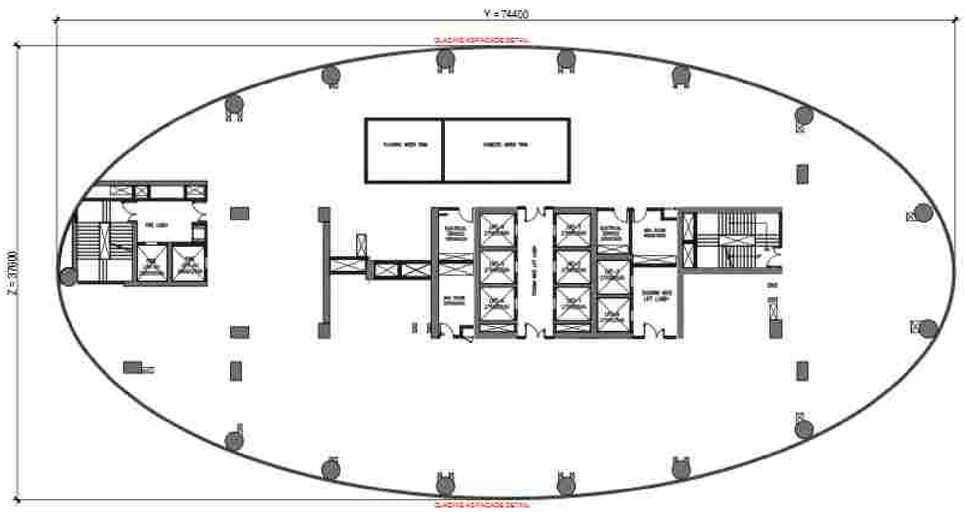

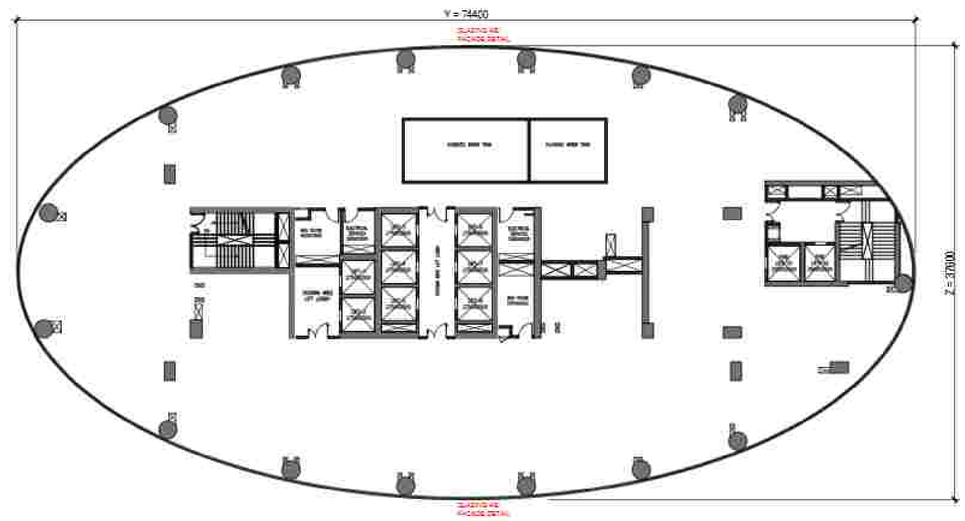

Sudheer Kumar

Digitally signed by Sudheer Kumar
Date: 2024.12.11 15:48:25 +05'30'

Musharraf Yusuf

Digitally signed by Musharraf Yusuf
Date: 2024.12.07 23:53:51 +05'30'

18TH SERVICE FLOOR AREA DETAILS TOWER								
ITEM	WIDTH	X	LENGTH	X	FACTOR	X	NOS	AREA (SQMT)
Y x Z	76.4	X	37.000	X	1	X	2	5591.880
TOTAL = (Y Z)								5591.880
DEDUCTION AREA								
ITEM	WIDTH	X	LENGTH	X	FACTOR	X	NOS	AREA (SQMT)
D1	30.818	X	37.237	X	0.1	X	2	220.724
D2	P.UNIT AREA					X	1	88.880
D3	P.UNIT AREA					X	2	98.988
D4	13.448	X	14.625	X	0.1	X	4	394.699
D5	P.UNIT AREA					X	4	9.463
D6	P.UNIT AREA					X	7	88.020
D7	P.UNIT AREA					X	2	42.384
D8	17.062	X	13.251	X	0.1	X	2	226.123
D9	P.UNIT AREA					X	2	11.238
D10	P.UNIT AREA					X	1	9.190
TOTAL AREA A =								1200.715
Y2- DEDUCTION AREA = TOTAL PLATE AREA								4391.165
INTERNAL CUT OUT AREA								
ITEM	WIDTH	X	LENGTH	X	FACTOR	X	NO'S	TOWER-1 AREA
C1	P.UNIT AREA					X	1	3.954
C2	2.700	X	3.000	X	1	X	5	40.590
C3	1.000	X	1.000	X	1	X	2	2.000
C4	0.700	X	1.850	X	1	X	2	2.715
C5	1.100	X	1.070	X	1	X	2	2.354
C6	2.500	X	3.000	X	1	X	4	30.000
C7	2.730	X	2.813	X	1	X	2	15.358
C8	0.930	X	2.350	X	1	X	2	4.284
C9	0.900	X	2.010	X	1	X	2	3.618
C10	P.UNIT AREA					X	1	5.698
TOTAL IN INTERNAL CUT OUT AREA								69.568
TOTAL PLATE AREA - (INTERNAL CUTOUT AREA)=FOR AREA								4322.604
18TH SERVICE FLOOR AREA								4322.604

SUBMISSION

PROJECT:
EXISTING INSTITUTIONAL BUILDING
AT SECTOR TECH ZONE-4, PLOT-7,
GREATER NOIDA
M/S A.L. SOFTWEB PVT.LTD.

DRAWING TITLE
IT-TOWER
18TH SERVICE FLOOR PLAN
& AREA DETAILS

AMISH BHUTANI — Digitally signed by AMISH BHUTANI Date: 2024.12.24 17:13:40 +05'30'

ROHIT SAINI — Digitally signed by ROHIT SAINI Date: 2024.12.26 11:00:46 +05'30'

OWNER'S SIGN. | ARCHITECT'S SIGN.

ARCHITECT
ACPL
ACPL Design Ltd

SCALE	DEALT BY	DATE - 08.04.2019
DESIGN BY	CHECKED BY	DRG. NO.

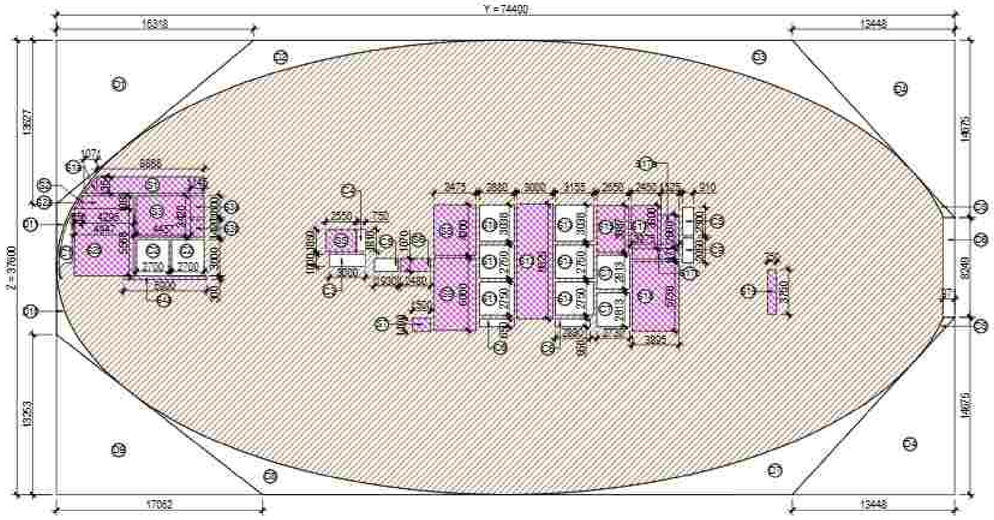

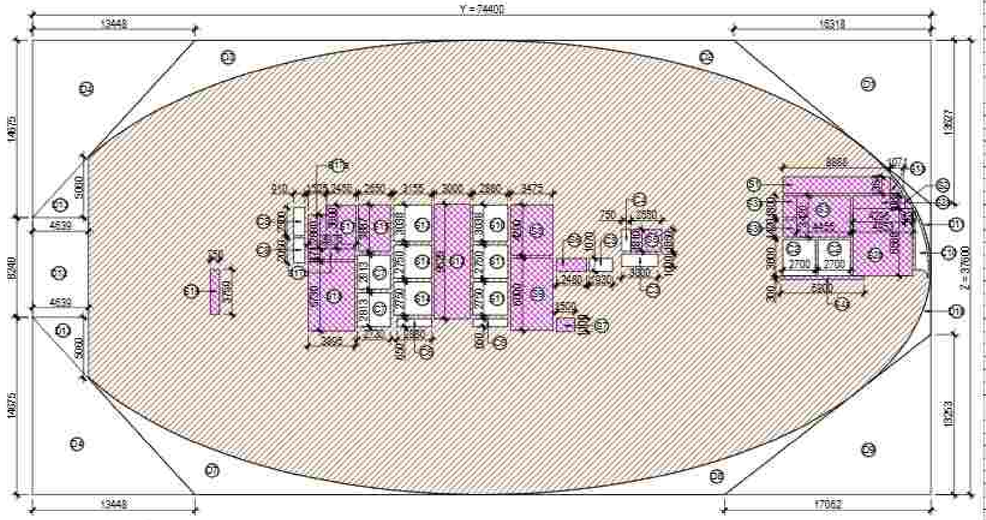

LEENU SAHGAL

Digitally signed by LEENU SAHGAL
Date: 2024.12.19 17:17:31 +05'30'

29TH FLOOR PLAN FAR AREA DETAIL(IT-TOWER)

ITEM	WIDTH	X	LENGTH	X	FACTOR	X	NO'S	AREA (SQMT)
Y x Z	74.400	X	37.000	X	2	X	2	5554.880
TOTAL = (Y Z)								5554.880

DEDUCTION AREA

ITEM	WIDTH	X	LENGTH	X	FACTOR	X	NO'S	AREA (SQMT)
D1	16.118	X	13.527	X	0.5	X	2	220.794
D2	FLIME AREA					X	2	69.000
D3	FLIME AREA					X	2	99.000
D4	15.448	X	14.675	X	0.5	X	4	594.999
D5	FLIME AREA					X	2	2.260
D6	0.971	X	8.249	X	1	X	1	8.010
D7	FLIME AREA					X	2	38.000
D8	FLIME AREA					X	2	32.984
D9	17.062	X	13.253	X	0.5	X	2	226.123
D10	FLIME AREA					X	2	61.298
D11	FLIME AREA					X	2	9.790
D12	4.639	X	8.249	X	1	X	1	38.257
D13	4.639	X	5.080	X	0.5	X	2	23.573
TOTAL AREA A =								1203.265
1/2 - DEDUCTION AREA = TOTAL PLATE AREA								3333.635

SERVICES AREA

ITEM	WIDTH	X	LENGTH	X	FACTOR	X	NO'S	TOWER - 1 AREA
S1	8.888	X	1.356	X	1	X	2	24.055
S1a	1.071	X	1.356	X	0.5	X	3	1.450
S2	0.651	X	1.083	X	0.5	X	2	0.705
S2a	4.296	X	1.083	X	1	X	2	9.305
S2b	4.917	X	5.508	X	1	X	2	55.100
S3	4.457	X	3.423	X	1	X	2	30.486
S3a	1.140	X	1.900	X	1	X	2	4.122
S3b	1.140	X	1.400	X	1	X	2	3.192
S4a	1.000	X	0.900	X	1	X	2	1.800
S5	2.550	X	1.650	X	1	X	2	8.415
S6	2.480	X	1.100	X	1	X	2	5.357
S7	1.930	X	1.300	X	1	X	2	5.030
S8	2.475	X	4.200	X	1	X	2	20.790
S9	3.475	X	6.000	X	1	X	2	41.700
S12	3.000	X	9.525	X	1	X	2	57.150
S16	2.450	X	4.087	X	1	X	2	20.021
S17	2.450	X	3.600	X	1	X	2	17.640
S17a	3.525	X	2.800	X	1	X	2	9.870
S17b	3.885	X	0.875	X	1	X	2	6.785
S18	3.885	X	5.730	X	1	X	2	44.537
S19	0.750	X	3.750	X	1	X	2	5.625
TOTAL SERVICE AREA								382.529

INTERNAL CUT-OUT AREA

ITEM	WIDTH	X	LENGTH	X	FACTOR	X	NO'S	TOWER - 1 AREA
C1	FLIME AREA					X	1	2.054
C2	2.700	X	3.000	X	1	X	4	32.400
C3	3.000	X	1.000	X	1	X	2	6.000
C4	0.750	X	1.810	X	1	X	2	2.715
C5	1.935	X	1.055	X	1	X	2	4.130
C6	2.880	X	0.650	X	1	X	4	7.488
C7	2.730	X	2.913	X	1	X	4	31.718
C8	1.930	X	1.300	X	1	X	2	4.186
C9	0.950	X	3.050	X	1	X	2	5.795
C10	FLIME AREA					X	1	3.648
S10	2.880	X	3.088	X	1	X	2	17.806
S11	2.880	X	2.750	X	1	X	4	31.680
S13	3.175	X	3.088	X	1	X	2	19.570
S14	3.175	X	2.750	X	1	X	4	34.925
TOTAL INTERNAL CUT OUT AREA								201.174
TOTAL PLATE AREA - (SERVICE AREA + INTERNAL CUTOUT AREA)=FAR AREA								3747.912
TOTAL 29TH FLOOR FAR AREA								3747.912

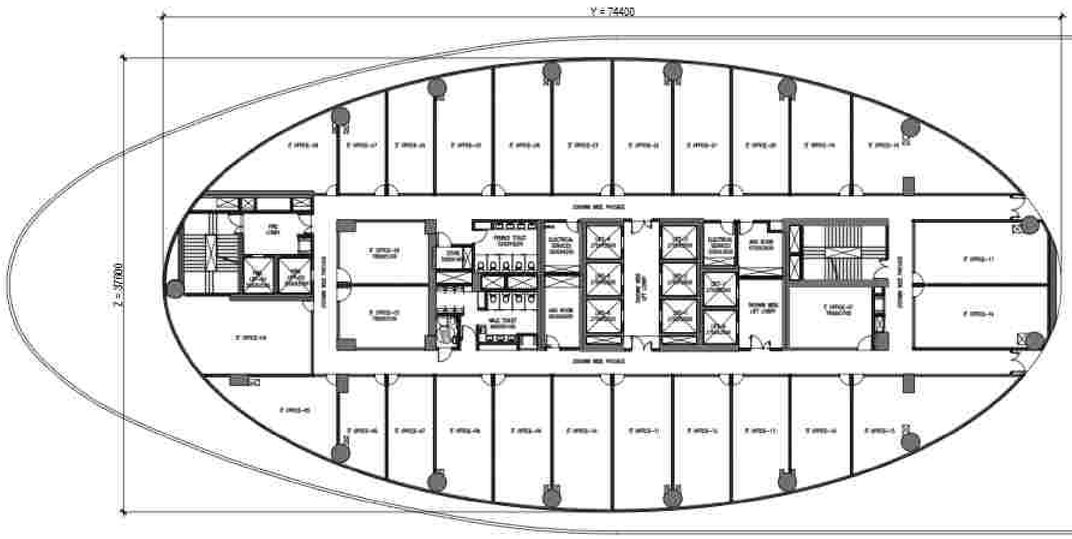

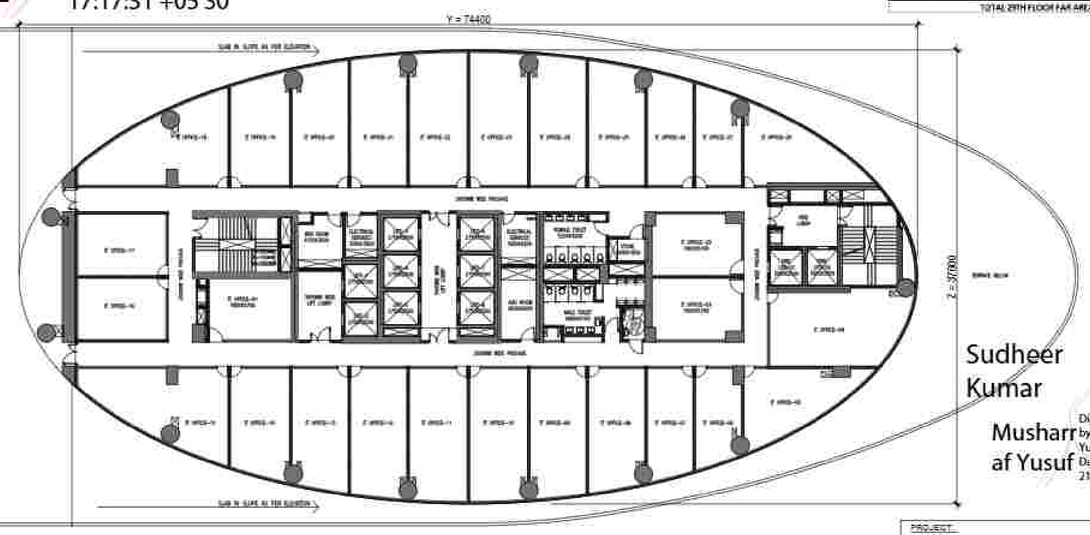

Sudheer Kumar

Digitally signed by Sudheer Kumar
Date: 2024.12.11 15:49:17 +05'30'

Musharraf Yusuf

Digitally signed by Musharraf Yusuf
Date: 2024.12.07 21:26:41 +05'30'

SUBMISSION

F.A.R. USAGE

IT/ITES

SERVICE

PROJECT :
EXISTING INSTITUTIONAL BUILDING
AT SECTOR TECH ZONE-4, PLOT-7,
GREATER NOIDA
M/S A.L. SOFTWEB PVT.LTD.

DRAWING TITLE :
IT-TOWER
29TH FLOOR PLAN & AREA DETAILS

AMISH BHUTANI — Digitally signed by AMISH BHUTANI

ROHIT SAINI — Digitally signed by ROHIT SAINI Date: 2023.07.20 11:03:40 +05'30'

OWNER'S SIGN | ARCHITECT'S SIGN

ARCHITECT : ACPL Design Ltd

SCALE 1:200	DEALT BY	DATE - 08.04.2019
DESIGN BY	CHECKED BY	DRG. NO SD/1089-29

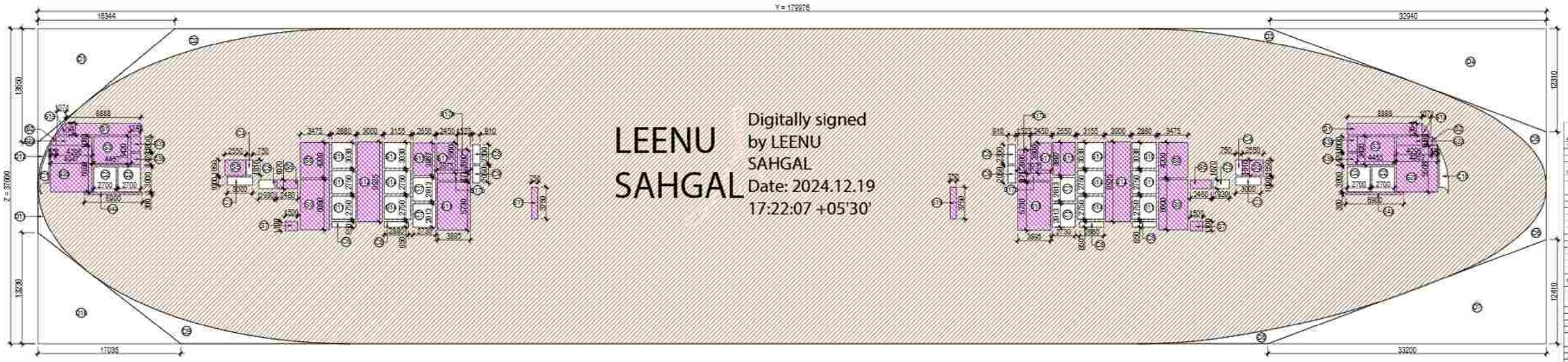

LEENU SAHGAL

Digitally signed by LEENU SAHGAL
Date: 2024.12.19 17:22:07 +05'30'

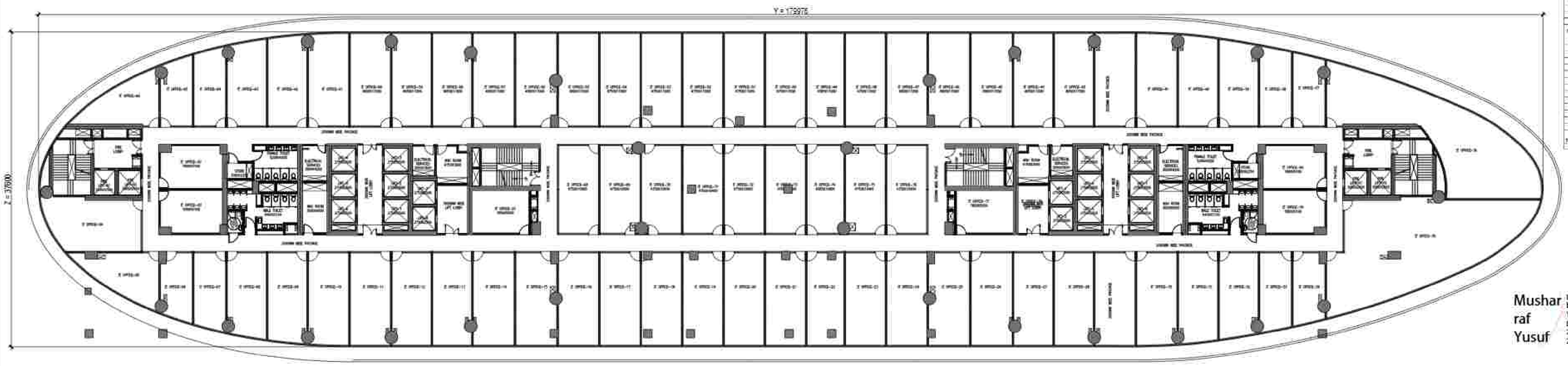

ITEM	WIDTH	N	LENGTH	N	FACTOR	N	NOS	AREA (SQMTS)
1.1.1	1,512.14	2	17,128	1		1	1	2,741,304
			TOTAL (A1)					2,741,304

DEDUCTION AREA

ITEM	WIDTH	N	LENGTH	N	FACTOR	N	NOS	AREA (SQMTS)
1.2	30,000	2	61,128	1	0.5	1	1	1,833,840
2.1			FLYING AREA			1	1	30,000
2.2			FLYING AREA			1	1	20,000
2.3	32,940	1	32,940	1	0.5	1	1	263,760
2.4			FLYING AREA			1	1	25,000
2.5			FLYING AREA			1	1	22,000
2.6	31,000	1	31,000	1	0.5	1	1	310,000
2.7			FLYING AREA			1	1	72,000
2.8			FLYING AREA			1	1	21,000
2.9.1	27,000	1	27,000	1	0.5	1	1	135,000
2.9.2			FLYING AREA			1	1	2,700
2.9.3			FLYING AREA			1	1	2,700
			TOTAL AREA (A-1)					775,700
			(A) DEDUCTION AREA = TOTAL (A-1) NET AREA					1966,604

SERVICE AREA

ITEM	WIDTH	N	LENGTH	N	FACTOR	N	NOS	TOTAL (S) AREA
S1	2,400	1	2,400	1	1	1	2	9,600
S2a	1,575	1	2,100	1	0.5	1	2	3,150
S2	1,575	1	1,050	1	0.5	1	2	1,575
S2a	2,100	1	1,050	1	0.5	1	2	2,205
S3	4,347	1	5,500	1	1	1	2	23,908
S4	1,485	1	2,400	1	1	1	2	7,128
S5	1,485	1	1,800	1	1	1	2	5,346
S5a	1,485	1	1,400	1	1	1	2	4,158
S6	1,485	1	2,400	1	1	1	2	7,128
S7	1,485	1	1,400	1	1	1	2	4,158
S8	1,018	1	4,400	1	1	1	2	8,958
S9	1,018	1	1,400	1	1	1	2	2,852
S10	1,018	1	1,400	1	1	1	2	2,852
S11	1,018	1	1,400	1	1	1	2	2,852
S12	1,018	1	1,400	1	1	1	2	2,852
S13	2,400	1	2,400	1	1	1	2	11,520
S13a	1,575	1	2,100	1	1	1	2	6,615
S13b	1,575	1	2,100	1	1	1	2	6,615
S14	1,800	1	2,400	1	1	1	2	8,640
S15	1,800	1	2,400	1	1	1	2	8,640
S16	1,800	1	2,400	1	1	1	2	8,640
S17	1,800	1	2,400	1	1	1	2	8,640
			TOTAL (S) AREA					184,124

INTERNAL CUT OUT AREA

ITEM	WIDTH	N	LENGTH	N	FACTOR	N	NOS	TOTAL (I) AREA
I.1			FLYING AREA			1	1	1,000
I.2	2,700	4	11,000	1	1	1	2	22,000
I.3	2,600	1	1,000	1	1	1	2	5,000
I.4	2,700	1	1,500	1	1	1	2	2,700
I.5	1,900	1	1,270	1	1	1	2	4,826
I.6	1,800	1	0,900	1	1	1	2	3,240
I.7	4,100	1	4,100	1	1	1	2	33,620
I.8	2,900	1	2,900	1	1	1	2	8,410
I.9	2,900	1	1,370	1	1	1	2	3,973
			TOTAL INTERNAL CUT OUT AREA					86,169
TOTAL PLATE AREA (-) SERVICE AREA (-) INTERNAL CUTOUT AREA (=) AREA (A)								545,500
TYPICAL TOTAL 27TH & 28TH FLOOR FOR AREA								1966,604

F.A.R. USAGE

IT/ITES

SERVICE

Mushar raf Yusuf

Digitally signed by Musharraf Yusuf
Date: 2024.12.07 21:33:46 +05'30'

Sudheer Kumar

Digitally signed by Sudheer Kumar
Date: 2024.12.11 15:50:19 +05'30'

SUBMISSION

PROJECT :
EXISTING INSTITUTIONAL BUILDING AT SECTOR TECH ZONE-4, PLOT-7, GREATER NOIDA
M/S A.L. SOFTWEB PVT.LTD.

DRAWING TITLE :
IT-TOWER
TYPICAL 27TH & 28TH FLOOR PLAN & AREA DETAILS

AMISH BHUTANI

ROHIT SAINI

Digitally signed by ROHIT SAINI
Date: 2023.07.20 11:02:40 +05'30'

OWNER'S SIGN | ARCHITECT'S SIGN

ARCHITECT
ACPL
ACPL Design Ltd

SCALE 1:200	DEALT BY	DATE - 08.04.2019
DESIGN BY	CHECKED BY	DRG. No. SD/1089-28

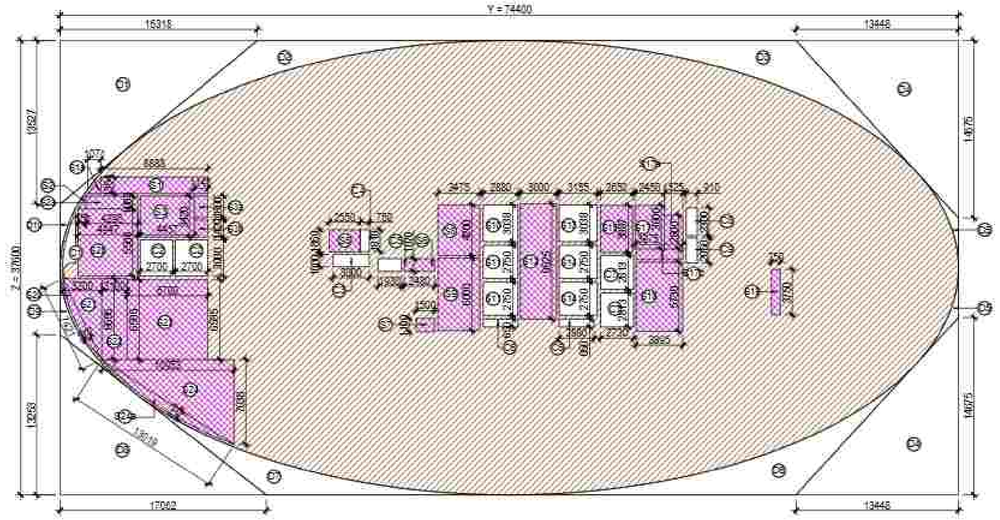

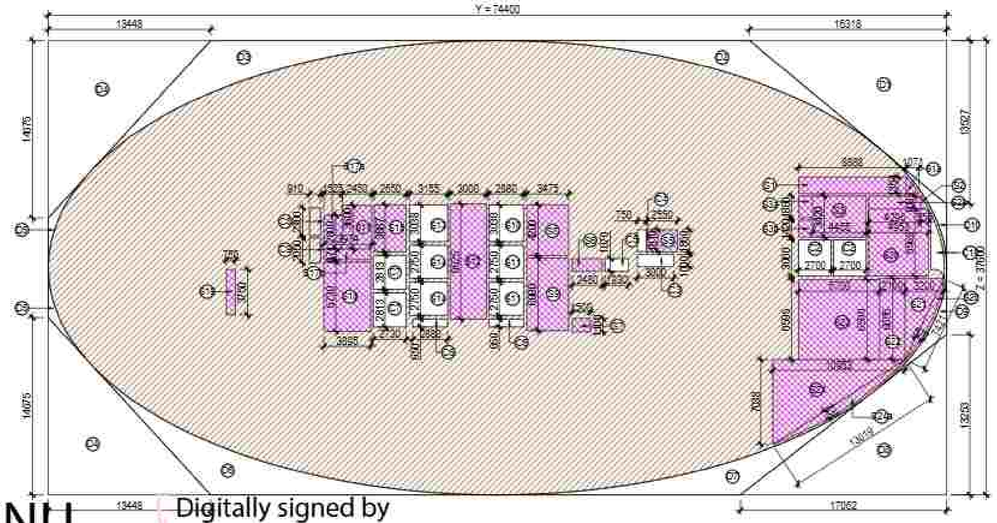

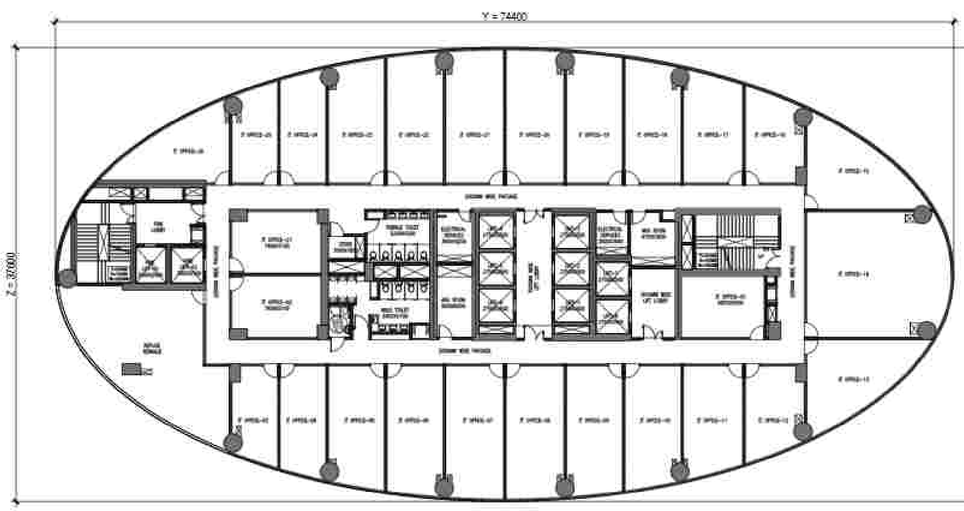

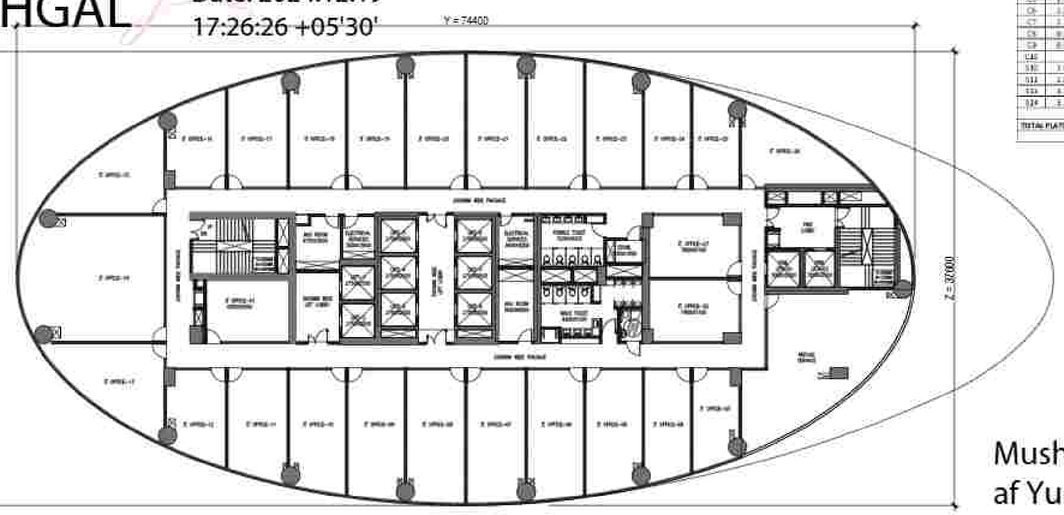

LEENU SAHGAL

Digitally signed by LEENU SAHGAL
Date: 2024.12.19 17:26:26 +05'30'

Sudheer Kumar

Digitally signed by Sudheer Kumar
Date: 2024.12.11 15:53:45 +05'30'

Musharraf Yusuf

Digitally signed by Musharraf Yusuf
Date: 2024.12.07 22:13:41 +05'30'

26TH REFUGE FLOOR PLAN (IT-TOWER)

ITEM	WIDTH	X	LENGTH	X	FACTOR	X	NOS	AREA (SQMT)
T-1 Z	74.4	X	37.100	X	1	X	1	2759.640
TOTAL (T Z)								2759.640

DEDUCTION AREA

ITEM	WIDTH	X	LENGTH	X	FACTOR	X	NOS	AREA (SQMT)
D1	28.638	X	13.527	X	0.5	X	1	193.718
D2	P LINE AREA					X	2	49.680
D3	P LINE AREA					X	1	98.360
D4	13.448	X	14.671	X	0.5	X	4	394.899
D5	P LINE AREA					X	4	6.000
D6	P LINE AREA					X	2	46.000
D7	P LINE AREA					X	2	12.884
D8	17.062	X	14.254	X	0.5	X	1	121.419
D9	P LINE AREA					X	2	11.228
D10	P LINE AREA					X	2	9.190
TOTAL AREA A =								1008.763
Y2- DEDUCTION AREA = TOTAL PLATE AREA								1694.382

SERVICES AREA

ITEM	WIDTH	X	LENGTH	X	FACTOR	X	NOS	TOWER - 1 AREA
S1	8.888	X	1.294	X	1	X	2	24.069
S1a	1.371	X	1.354	X	0.5	X	2	1.855
S2	0.855	X	1.063	X	0.5	X	2	0.910
S2a	6.296	X	0.183	X	1	X	2	2.301
S3	4.947	X	5.588	X	1	X	1	27.641
S4	4.967	X	3.420	X	1	X	2	33.980
S4a	1.145	X	1.800	X	1	X	2	4.122
S5	3.145	X	3.420	X	1	X	2	21.252
S5	2.850	X	1.850	X	1	X	2	10.530
S6	2.485	X	1.070	X	1	X	2	5.307
S7	3.500	X	1.100	X	1	X	1	3.850
S8	3.435	X	4.100	X	1	X	2	28.190
S9	3.675	X	6.000	X	1	X	2	41.700
S12	2.300	X	5.525	X	1	X	1	12.707
S13	1.660	X	6.887	X	1	X	1	11.428
S17	2.050	X	5.550	X	1	X	2	22.830
S17a	3.525	X	1.300	X	1	X	2	9.165
S17b	3.895	X	0.875	X	1	X	2	6.785
S18	3.895	X	5.750	X	1	X	2	44.837
S19	0.750	X	5.750	X	1	X	1	4.313
S20	0.577	X	7.675	X	0.667	X	1	5.711
S21	3.200	X	6.095	X	0.5	X	1	19.504
S22	2.330	X	6.595	X	1	X	2	30.193
S23	0.700	X	6.595	X	1	X	2	9.233
S24	10.953	X	7.038	X	0.5	X	1	77.067
S24a	0.757	X	12.013	X	0.667	X	2	12.200
TOTAL SERVICE AREA								421.914

INTERNAL CUT OUT AREA

ITEM	WIDTH	X	LENGTH	X	FACTOR	X	NOS	TOWER - 1 AREA
C1	P LINE AREA					X	1	3.954
C2	2.700	X	3.600	X	1	X	4	38.880
C3	2.800	X	3.000	X	1	X	2	16.800
C4	0.750	X	1.850	X	1	X	2	2.775
C5	1.500	X	1.075	X	1	X	2	3.225
C6	1.880	X	0.950	X	1	X	4	7.448
C7	2.750	X	2.853	X	1	X	4	31.758
C8	0.942	X	2.300	X	1	X	2	4.336
C9	0.942	X	2.050	X	1	X	2	3.773
C10	P LINE AREA					X	1	3.500
C10	1.880	X	3.038	X	1	X	2	17.849
C11	1.880	X	2.730	X	1	X	4	12.024
C11	3.155	X	9.038	X	1	X	2	57.132
C14	3.155	X	5.730	X	1	X	4	36.252
TOTAL INTERNAL CUTOUT AREA								201.571
TOTAL PLATE AREA - (SERVICE AREA + INTERNAL CUTOUT AREA) = FAR AREA								1365.098
26TH REFUGE FLOOR PLAN FAR AREA								1365.098

F.A.R. USAGE

IT/ITES

SERVICE

SUBMISSION

PROJECT :-
EXISTING INSTITUTIONAL BUILDING
AT SECTOR TECH ZONE-4, PLOT-7,
GREATER NOIDA
M/S A.L. SOFTWEB PVT.LTD.

DRAWING TITLE :-
IT-TOWER
26 TH REFUGE FLOOR PLAN /
& AREA DETAILS

AMISH BHUTANI — Digitally signed by AMISH BHUTANI Date: 2023.07.20 11:33:40 +05'30'

ROHIT SAINI — Digitally signed by ROHIT SAINI Date: 2023.07.20 11:03:40 +05'30'

OWNER'S SIGN. | ARCHITECT'S SIGN.

ARCHITECT :- ACPL Design Ltd

SCALE	DEALT BY	DATE - 08.04.2019
DESIGN BY	CHECKED BY	DRG. NO.

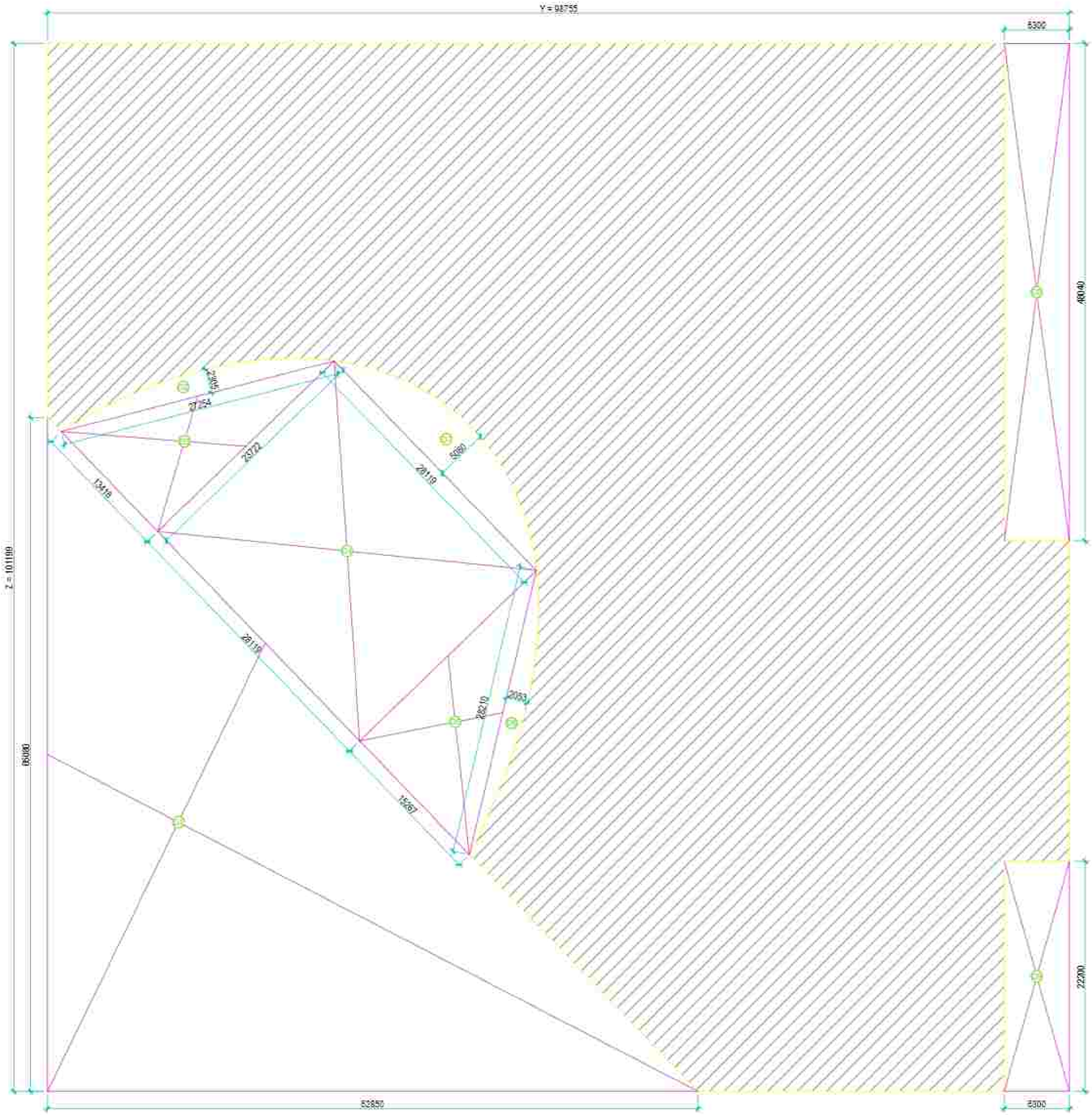

GROUND COVERAGE AREA DETAIL

Sudheer Kumar
Digitally signed by Sudheer Kumar
Date: 2024.12.11 15:54:42 +05'30'

Musharraf Yusuf
Digitally signed by Musharraf Yusuf
Date: 2024.12.07 22:39:42 +05'30'

GROUND COVERAGE AREA DETAIL (NEW BLOCK- TOWER)								
ITEM	WIDTH	X	LENGTH	X	FACTOR	X	NOS	AREA (SQMT)
Y x Z	98.755	X	101.20	X	1	X	1	9993.907
TOTAL = (Y Z)								9993.907
DEDUCTION AREA								
ITEM	WIDTH	X	LENGTH	X	FACTOR	X	NOS	AREA (SQMT)
D1	52.850	X	65.080	X	0.5	X	1	2045.139
D2	27.254	X	2.306	X	0.667	X	1	41.901
D3	13.418	X	23.722	X	0.5	X	1	159.151
D4	28.119	X	23.722	X	1	X	1	667.039
D5	15.267	X	23.722	X	0.5	X	1	181.082
D6	28.21	X	2.053	X	0.667	X	1	38.629
D7	28.119	X	5.080	X	0.667	X	1	95.277
D8	6.300	X	48.040	X	1	X	1	302.652
D9	6.300	X	22.200	X	1	X	1	139.860
TOTAL AREA								3670.731
YZ - (DEDUCTION AREA) = GROUND COVERAGE								6323.177
TOTAL GROUND COVERAGE AREA =								6323.177

AREA DETAIL (IT+MLCP+RESIDENTIAL BLOCK)											
FLOORS	F.A.R. AREA							NON F.A.R. AREA	SERVICE AREA	TOTAL AREA
	INSTITUTIONAL FACILITY	SERVICE AREA	IT/ITES	SERVICE AREA	RESIDENTIAL	SERVICE AREA	COMMERCIAL AREA			
GROUND COVERAGE	6323.177									
BASEMENT-1 FLOOR	152.754	0.000	3355.779	523.270	0.000	0.000	1220.198	0.000	0.000	3508.533
GROUND FLOOR	0.000	0.000	1785.861	284.284	0.000	0.000		1239.618	47.245	3025.479
1st FLOOR (MLCP)	0.000	0.000	0.000	0.000	0.000	0.000		5718.354	309.220	5718.354
2nd FLOOR (MLCP)	0.000	0.000	0.000	0.000	0.000	0.000		5718.354	309.220	5718.354
3rd FLOOR (MLCP)	0.000	0.000	0.000	0.000	0.000	0.000		5718.354	309.220	5718.354
4th FLOOR (SERVICE)	0.000	0.000	0.000	0.000	0.000	0.000		6027.573	0.000	6027.573
5th FLOOR	0.000	0.000	2472.907	192.866	829.516	112.134		0.000	0.000	3414.557
6th FLOOR (REFUGE)	0.000	0.000	2470.351	192.670	835.763	112.134		0.000	0.000	3418.248
7th FLOOR	0.000	0.000	2472.907	192.866	829.516	112.134		0.000	0.000	3414.557
8th FLOOR	0.000	0.000	2472.907	192.866	829.516	112.134		0.000	0.000	3414.557
9th FLOOR	0.000	0.000	2472.907	192.866	829.516	112.134		0.000	0.000	3414.557
10th FLOOR	0.000	0.000	1826.046	192.866	780.314	112.134		0.000	0.000	2718.494
MUMTY+MR+OHT	0.000	0.000	0.000	0.000	0.000			24.682	0.000	24.682
TOTAL	**152.754**	**0.000**	**19329.666**	**1964.552**	**4934.141**	**672.805**	**1220.198**	**24445.935**	**974.904**	**49536.301**

AREA USAGE

- INSTITUTIONAL FACILITY
- RESIDENTIAL
- SERVICE
- NON F.A.R.

SUBMISSION

PROJECT:
PROPOSED INSTITUTIONAL BUILDING
AT SECTOR TECH ZONE-4, PLOT-7,
GREATER NOIDA
M/S A.L. SOFTWEB PVT.LTD.

DRAWING TITLE
IT BLOCK 3

AMISH BHUTANI — Digitally signed by AMISH BHUTANI Date: 2024.12.14 15:13:40 +05'30'

ROHIT SAINI — Digitally signed by ROHIT SAINI Date: 2024.07.08 11:02:40 +05'30'

OWNER'S SIGN | ARCHITECT'S SIGN

ARCHITECT
ACPL
ACPL Design Ltd

SCALE 1:250	DEALT BY	DATE - 08.04.2019
DESIGN BY	CHECKED BY	DRG. No. SD1089-18

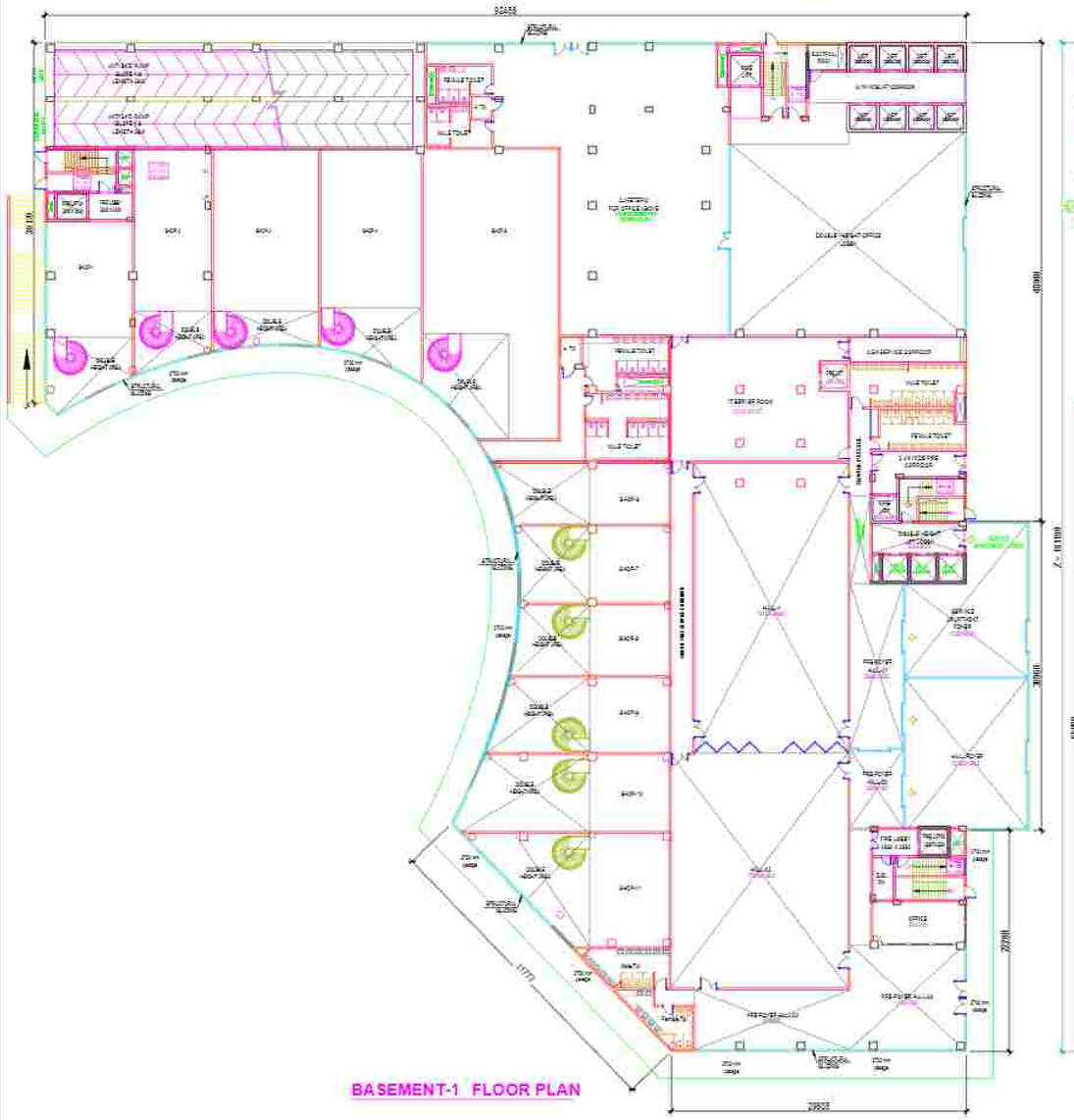

BASEMENT-1 FLOOR PLAN

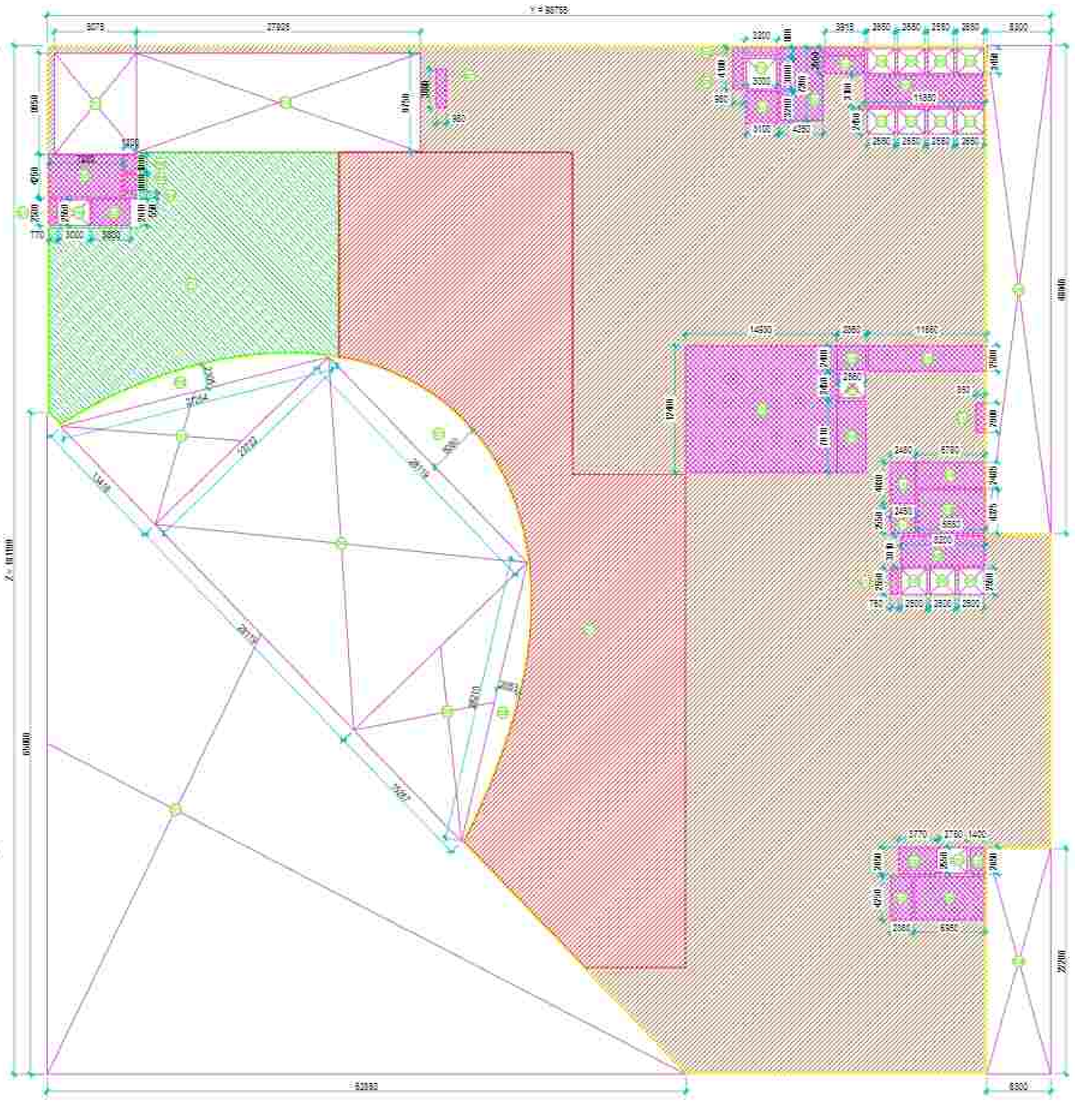

BASEMENT-1 FLOOR AREA DETAIL

BASEMENT-1 AREA DETAIL IN F.A.R (IT-TOWER)									
ITEM	WIDTH	X	LENGTH	X	FACTOR	X	NO'S	AREA (SQMT)
Y x Z	98.756	X	101.20	X	1	X	1	9993.907
TOTAL - (Y Z)								9993.907
DEDUCTION AREA								
ITEM	WIDTH	X	LENGTH	X	FACTOR	X	NO'S	AREA (SQMT)
D1	62.850	X	63.000	X	0.5	X	1	2245.138
D2	27.354	X	3.826	X	0.667	X	1	43.901
D3	33.438	X	23.722	X	0.5	X	1	159.152
D4	28.170	X	23.722	X	1	X	1	667.998
D5	15.267	X	23.722	X	0.5	X	1	181.063
D6	18.21	X	2.083	X	0.667	X	1	38.029
D7	28.170	X	5.000	X	0.667	X	1	95.277
D8	6.100	X	49.040	X	1	X	1	300.954
D9	6.100	X	22.200	X	1	X	1	135.420
D10	1.000	X	1.000	X	1	X	1	1.000
D11	2.566	X	2.490	X	1	X	1	6.272
D12	2.450	X	2.550	X	1	X	1	6.248
D14	27.325	X	9.750	X	1	X	1	271.269
D15	2.786	X	2.550	X	1	X	1	7.089
D16	3.600	X	2.100	X	1	X	1	7.560
D17	9.675	X	9.950	X	1	X	1	96.236
D18	2.690	X	2.490	X	1	X	1	6.700
D19	2.150	X	2.490	X	1	X	1	12.485
D20	3.500	X	2.500	X	1	X	1	19.125
TOTAL AREA =								4130.179
(Y2- IT DEDUCTION AREA) + BASEMENT-1 PLATE AREA								5863.728
TOTAL BASEMENT-1 PLATE AREA =								5863.728

IT SERVICES AREA								
ITEM	WIDTH	X	LENGTH	X	FACTOR	X	NO'S	TOWER-1 AREA (SQMT)
S1	0.770	X	2.580	X	1	X	1	1.987
S2	7.200	X	4.250	X	1	X	1	30.600
S3	1.800	X	2.630	X	1	X	1	4.734
S4	1.200	X	0.550	X	1	X	1	0.660
S5	1.100	X	1.600	X	1	X	1	1.760
S6	1.200	X	1.800	X	1	X	1	2.160
S7	0.980	X	3.800	X	1	X	1	3.724
S8	0.980	X	4.100	X	1	X	1	4.018
S9	1.200	X	0.800	X	1	X	1	0.960
S10	0.100	X	9.200	X	1	X	1	0.920
S12	1.918	X	2.550	X	1	X	1	4.891
S12a	4.256	X	7.200	X	1	X	1	30.643
S13	13.950	X	3.100	X	1	X	1	43.245
S14	14.000	X	12.460	X	1	X	1	174.328
S14a	2.860	X	2.400	X	1	X	1	6.864
S14b	2.860	X	7.000	X	1	X	1	20.020
S16	11.600	X	2.500	X	1	X	1	29.150
S17	0.850	X	2.900	X	1	X	1	2.465
S18	2.480	X	4.030	X	1	X	1	9.994
S18a	6.780	X	2.485	X	1	X	1	16.848
S19	6.560	X	4.325	X	1	X	1	28.379
S20	8.220	X	3.010	X	1	X	1	24.742
S21	1.760	X	2.550	X	1	X	1	4.488
S22	3.770	X	2.650	X	1	X	1	9.991
S23	2.080	X	4.250	X	1	X	1	8.840
S24	6.950	X	4.250	X	1	X	1	29.538
S25	3.400	X	2.050	X	1	X	1	6.970
TOTAL IT SERVICE AREA								533.279
TOTAL SERVICE AREA = (IT SERVICE AREA)								533.279

FACILITY AREA								
ITEM	WIDTH	X	LENGTH	X	FACTOR	X	NO'S	TOWER-1 AREA (SQMT)
F1	P.LINE AREA					X	1	552.804
TOTAL FACILITY AREA (F1)								552.804

COMMERCIAL AREA								
ITEM	WIDTH	X	LENGTH	X	FACTOR	X	NO'S	TOWER-1 AREA (SQMT)
C1	P.LINE AREA					X	1	1431.836
TOTAL COMMERCIAL AREA (CA1)								1431.836
TOTAL (PLATE AREA - F1- SERVICES AREA- CA1) = IT AREA								3375.810
TOTAL IT/ITES FAR AREA =								3375.810

Musharraf Yusuf — Digitally signed by Musharraf Yusuf Date: 2024.12.07 22:44:21 +05'30'

Sudheer Kumar — Digitally signed by Sudheer Kumar Date: 2024.12.11 15:55:36 +05'30'

AREA USAGE

- INSTITUTIONAL FACILITY
- IT/ITES
- SERVICE
- NON F.A.R.
- COMMERCIAL

SUBMISSION

PROJECT :
PROPOSED INSTITUTIONAL BUILDING AT SECTOR TECH ZONE-4, PLOT-7, GREATER NOIDA
M/S A.L. SOFTWEB PVT.LTD

DRAWING TITLE :
IT BLOCK 3

AMISH BHUTANI — Digitally signed by AMISH BHUTANI

ROHIT SAINI — Digitally signed by ROHIT SAINI Date: 2023.07.20 11:03:40 +05'30'

OWNER'S SIGN | ARCHITECT'S SIGN

ARCHITECT : ACPL Design Ltd

SCALE 1:250	DEALT BY	DATE -	08.04.2019
DESIGN BY	CHECKED BY	DRG. No	SD1089-18

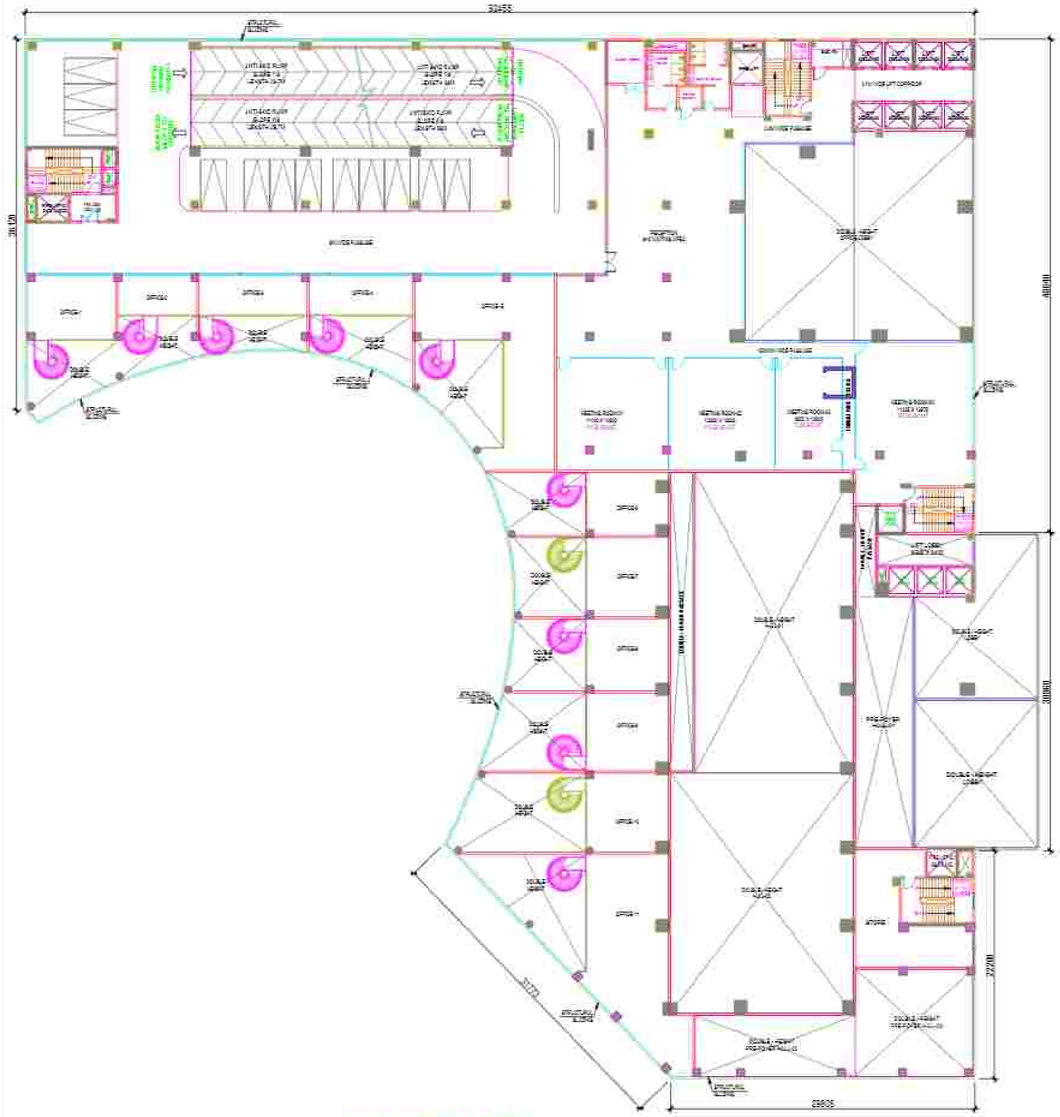

GROUND FLOOR PLAN

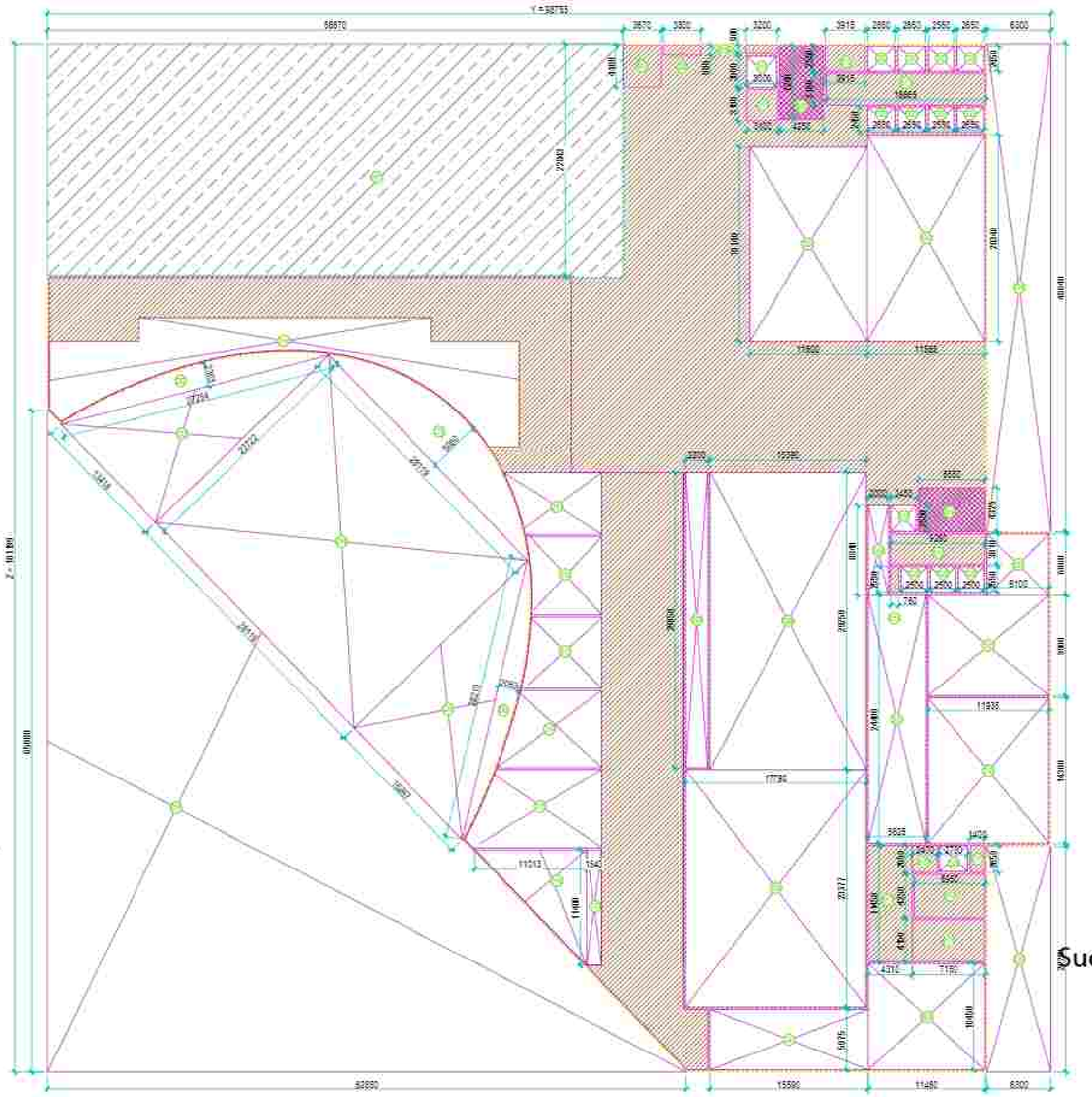

GROUND FLOOR AREA DETAIL

GROUND FLOOR AREA DETAIL (N.F.A.R.								
ITEM	WIDTH	X	LENGTH	X	FACTOR	X	NOS.	AREA (SQMT)
Y + Z	38.755	X	101.119	X	1	X	1	3919.307
TOTAL(A) = (Y Z)								3919.307
(-) DEDUCTION AREA								
ITEM	WIDTH	X	LENGTH	X	FACTOR	X	NOS.	AREA (SQMT)
D1	62.500	X	65.182	X	0.5	X	2	2045.129
D2	27.354	X	2.305	X	0.667	X	2	41.901
D3	19.438	X	23.722	X	0.5	X	2	159.151
D4	28.138	X	23.722	X	1	X	2	667.339
D5	15.207	X	23.722	X	0.5	X	2	181.042
D6	28.21	X	2.093	X	0.667	X	2	39.539
D7	28.123	X	5.000	X	0.667	X	2	93.279
D8	6.000	X	48.042	X	1	X	2	302.852
D9	6.400	X	22.000	X	1	X	2	168.960
D10	F LINE AREA					X	2	251.549
D11	F LINE AREA					X	2	51.820
D12	F LINE AREA					X	2	52.214
D13	F LINE AREA					X	2	21.236
D14	F LINE AREA					X	2	68.889
D15	F LINE AREA					X	2	92.119
D16	13.293	X	11.400	X	0.5	X	2	42.774
D17	1.540	X	11.400	X	1	X	2	17.556
D18	2.450	X	2.550	X	1	X	2	12.248
D19	1.000	X	3.000	X	1	X	2	6.000
D20	7.500	X	2.550	X	1	X	8	153.375
D21	6.100	X	6.000	X	1	X	2	36.968
D22	2.880	X	2.430	X	1	X	6	35.955
D23	2.550	X	2.430	X	1	X	2	12.405
D24	13.600	X	19.343	X	1	X	2	525.0174
D24a	13.365	X	20.343	X	1	X	2	543.252
D25	2.205	X	28.655	X	1	X	2	63.153
D26	15.480	X	26.343	X	1	X	2	407.158
D26a	17.790	X	26.977	X	1	X	2	479.877
D27	15.990	X	5.975	X	1	X	2	95.558
D27a	11.400	X	10.450	X	1	X	2	119.157
D28	2.700	X	2.850	X	1	X	2	7.997
D29	5.625	X	15.400	X	1	X	2	173.250
D29a	2.000	X	8.840	X	1	X	2	17.680
D30	11.845	X	14.300	X	1	X	2	170.671
D31	13.335	X	14.400	X	1	X	2	191.187
TOTAL DEDUCTION AREA (D) =								6495.355
MUDP DEDUCTION AREA								
D32	3.000	X	2.550	X	1	X	2	7.650
TOTAL DEDUCTION AREA =								6502.625
FLOOR PLATE AREA - DEDUCTION AREA = GROUND FLOOR PLATE AREA								3416.682
TOTAL GROUND FLOOR PLATE AREA =								3416.682
IT SERVICES AREA								
S7	3.675	X	4.100	X	1	X	1	15.067
S8	5.600	X	0.665	X	1	X	1	3.724
S9	3.100	X	0.865	X	1	X	1	2.681
S10	4.250	X	7.200	X	1	X	2	30.600
S11	3.100	X	3.100	X	1	X	1	9.610
S12	3.825	X	2.550	X	1	X	1	9.753
S13	13.550	X	3.100	X	1	X	1	39.905
S14	4.500	X	4.315	X	1	X	1	19.418
S15	9.240	X	3.010	X	1	X	1	27.812
S16	0.700	X	2.550	X	1	X	1	1.785
S17	4.100	X	11.400	X	1	X	2	93.480
S17a	2.475	X	2.650	X	1	X	2	6.549
S17b	7.250	X	4.150	X	1	X	2	60.175
S18	4.850	X	4.250	X	1	X	2	41.268
S19	1.400	X	2.650	X	1	X	2	7.420
TOTAL IT SERVICE AREA								384.394
NON-FAR MEP AREA								
ITEM	WIDTH	X	LENGTH	X	FACTOR	X	NO'S	TOWER - 1 AREA (SQMT)
NF1	58.870	X	22.843	X	1	X	2	1294.523
TOTAL NON-FAR AREA								1294.523
IT/ITES AREA								
TOTAL IT AREA = FLOOR PLATE AREA-NON F.A.R. AREA--SERVICES AREA								1811.504

Sudheer Kumar Digitally signed by Sudheer Kumar Date: 2024.12.11 15:56:36 +05'30'

Musharraf Yusuf Digitally signed by Musharraf Yusuf Date: 2024.12.07 22:49:34 +05'30'

AREA USAGE

- IT/ITES
- SERVICE
- NON F.A.R.

SUBMISSION

PROJECT :
PROPOSED INSTITUTIONAL BUILDING
AT SECTOR TECH ZONE-4, PLOT-7,
GREATER NOIDA
M/S A.L. SOFTWEB PVT.LTD.

DRAWING TITLE :
IT BLOCK 3

AMISH BHUTANI Digitally signed by AMISH BHUTANI Date: 2024.12.4 11:33:40 +05'30'

ROHIT SAINI Digitally signed by ROHIT SAINI Date: 2024.12.05 11:00:40 +05'30'

OWNER'S SIGN | ARCHITECT'S SIGN

ARCHITECT : ACPL Design Ltd

SCALE 1:250	DEALT BY	DATE - 08.04.2019
DESIGN BY	CHECKED BY	DRG. No. SD1089-18

FIRST, SECOND & THIRD MLCP FLOOR PLAN

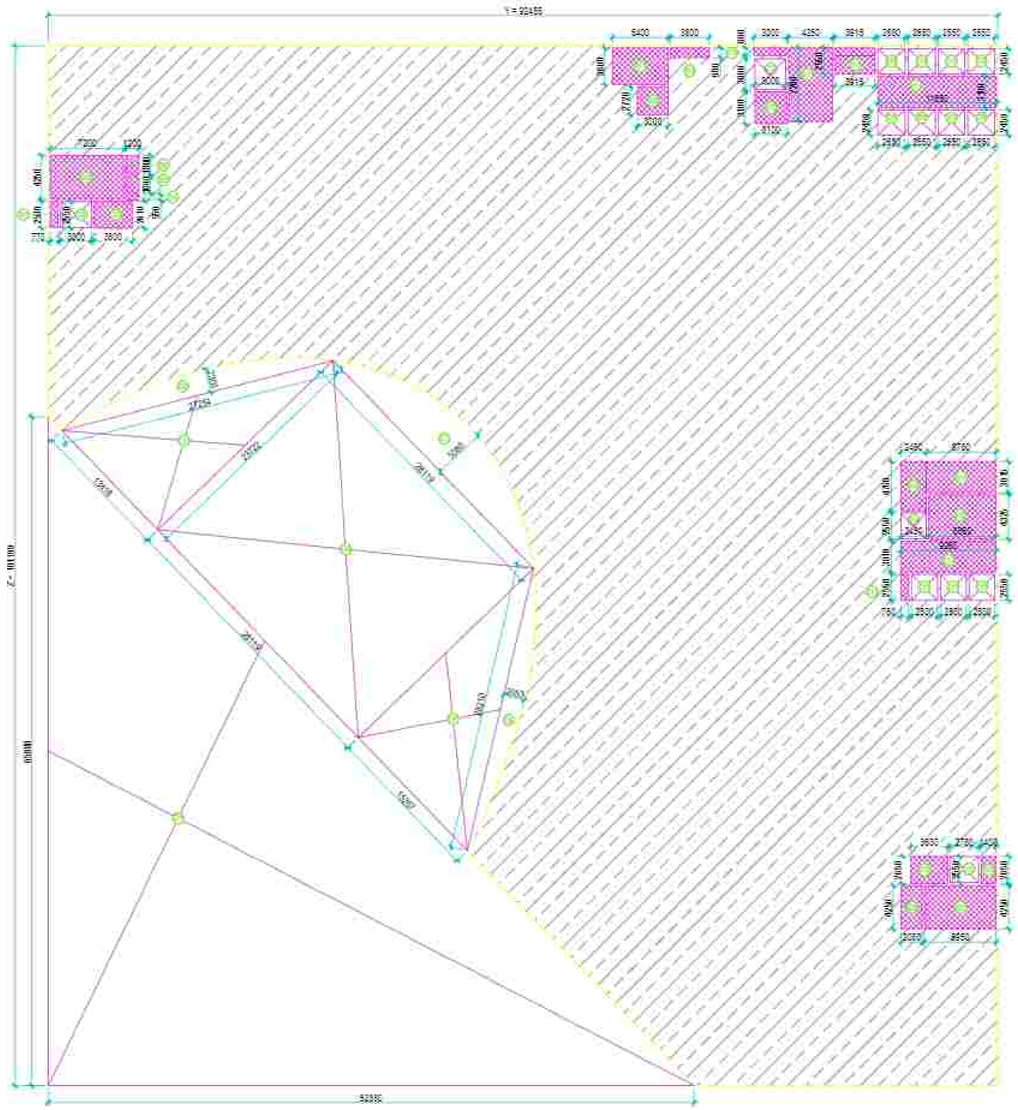

FIRST, SECOND & THIRD FLOOR AREA DETAIL (MLCP)

1ST, 2ND, 3RD FLOOR AREA DETAIL									
ITEM	WIDTH	X	LENGTH	X	FACTOR	X	NOS	AREA (SQMT)
NON-FAR (MLCP)								
T1 + T2	92.455	X	106.199	X	1	X	1	9816.314

DEDUCTION AREA								
ITEM	WIDTH	X	LENGTH	X	FACTOR	X	NOS	AREA (SQMT)
D1	62.950	X	15.080	X	0.5	X	1	474.170
D2	27.204	X	2.305	X	0.667	X	1	41.921
D3	13.918	X	22.722	X	0.5	X	1	158.152
D4	28.119	X	23.122	X	1	X	1	650.203
D5	24.247	X	24.722	X	0.5	X	1	299.369
D6	28.21	X	3.025	X	0.667	X	1	56.620
D7	28.179	X	5.060	X	0.667	X	1	95.177
D8	3.000	X	2.353	X	1	X	1	7.059
D9	3.650	X	2.910	X	1	X	4	38.966
D10	2.350	X	2.810	X	1	X	1	12.405
D11	2.300	X	2.350	X	1	X	2	10.810
D12	2.750	X	2.550	X	1	X	1	7.013
D13	5.000	X	3.000	X	1	X	1	15.000
D14	2.450	X	2.350	X	1	X	1	5.758
TOTAL AREA								1929.730
T1/2 - (DEDUCTION AREA) = FLOOR PLATE AREA								6887.173
1ST, 2ND, 3RD FLOOR MLCP PLATE AREA =								6887.173

SERVICES AREA								
S1	2.720	X	2.580	X	1	X	1	7.018
S2	7.100	X	4.250	X	1	X	1	30.175
S3	3.800	X	2.600	X	1	X	1	9.880
S4	1.200	X	3.000	X	1	X	1	3.600
S5	1.200	X	1.550	X	1	X	1	1.860
S6	1.200	X	1.800	X	1	X	1	2.160
S7	3.400	X	2.900	X	1	X	1	9.860
S8	3.000	X	2.700	X	1	X	1	8.100
S9	1.800	X	2.080	X	1	X	1	3.744
S10	1.700	X	2.000	X	1	X	1	3.400
S11	2.415	X	2.550	X	1	X	1	6.158
S12	1.100	X	3.100	X	1	X	1	3.410
S13	4.250	X	7.250	X	1	X	1	30.813
S14	11.100	X	3.100	X	1	X	1	34.410
S15	6.750	X	2.605	X	1	X	1	17.582
S16	3.900	X	6.750	X	1	X	1	26.325
S16	6.350	X	4.125	X	1	X	1	26.194
S17	9.250	X	2.300	X	1	X	1	21.275
S18	2.750	X	2.350	X	1	X	1	6.463
S19	3.600	X	1.050	X	1	X	1	3.780
S20	2.200	X	4.250	X	1	X	1	9.350
S21	4.950	X	4.250	X	1	X	1	21.038
S22	1.400	X	2.850	X	1	X	1	3.990
TOTAL SERVICE AREA								309.195
TOTAL PLATE AREA - SERVICES AREA = NON-FAR AREA								5738.354

3rd FLOOR PARKING AREA - NON F.A.R. AREA		
5738.354		
MLCP PARKING DETAIL @ 30 E.C.S.		
3rd FLOOR TOTAL PARKING	=	191
1ST FLOOR EQUAL TO 2ND FLOOR PARKING	=	191
2ND FLOOR EQUAL TO 3RD FLOOR PARKING	=	191
TOTAL PARKING @ 1ST TO 3RD FLOOR	=	573

Sudheer Kumar

Digitally signed by Sudheer Kumar
Date: 2024.12.11 15:57:33 +05'30'

Musharraf Yusuf

Digitally signed by Musharraf Yusuf
Date: 2024.12.07 22:56:09 +05'30'

AREA USAGE

- INSTITUTIONAL FACILITY
- RESIDENTIAL
- SERVICE
- NON F.A.R.

SUBMISSION

PROJECT :
PROPOSED INSTITUTIONAL BUILDING
AT SECTOR TECH ZONE-4, PLOT-7,
GREATER NOIDA
M/S A.L. SOFTWEB PVT.LTD

DRAWING TITLE :
IT BLOCK 3

AMISH BHUTANI — Digitally signed by AMISH BHUTANI

ROHIT SAINI — Digitally signed by ROHIT SAINI, Date: 2023.07.28 11:02:40 +05'30'

OWNER'S SIGN | ARCHITECT'S SIGN

ARCHITECT : ACPL — ACPL Design Ltd

SCALE 1:250	DEALT BY	DATE - 08.04.2019
DESIGN BY	CHECKED BY	DRG. No SD1089-18

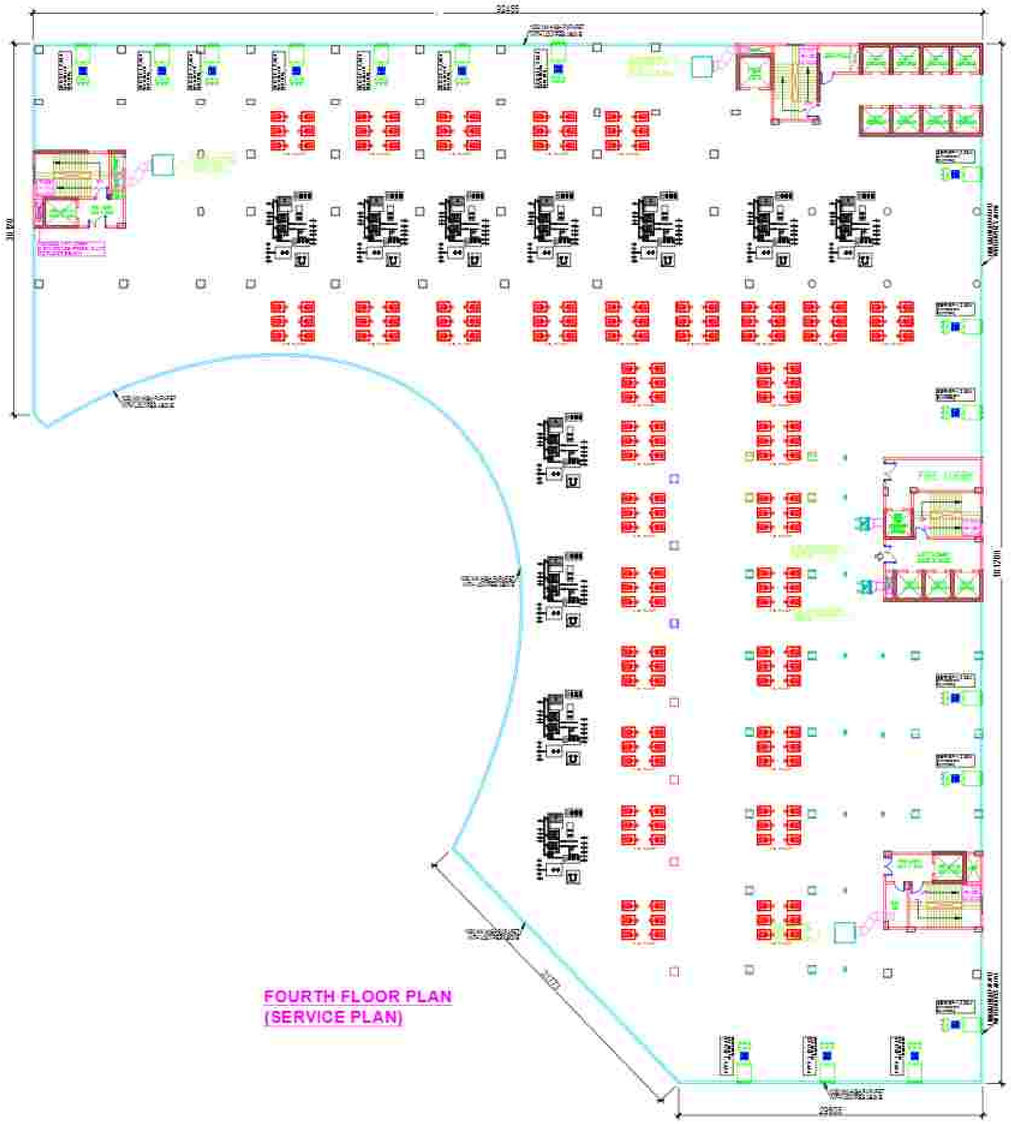

FOURTH FLOOR PLAN
(SERVICE PLAN)

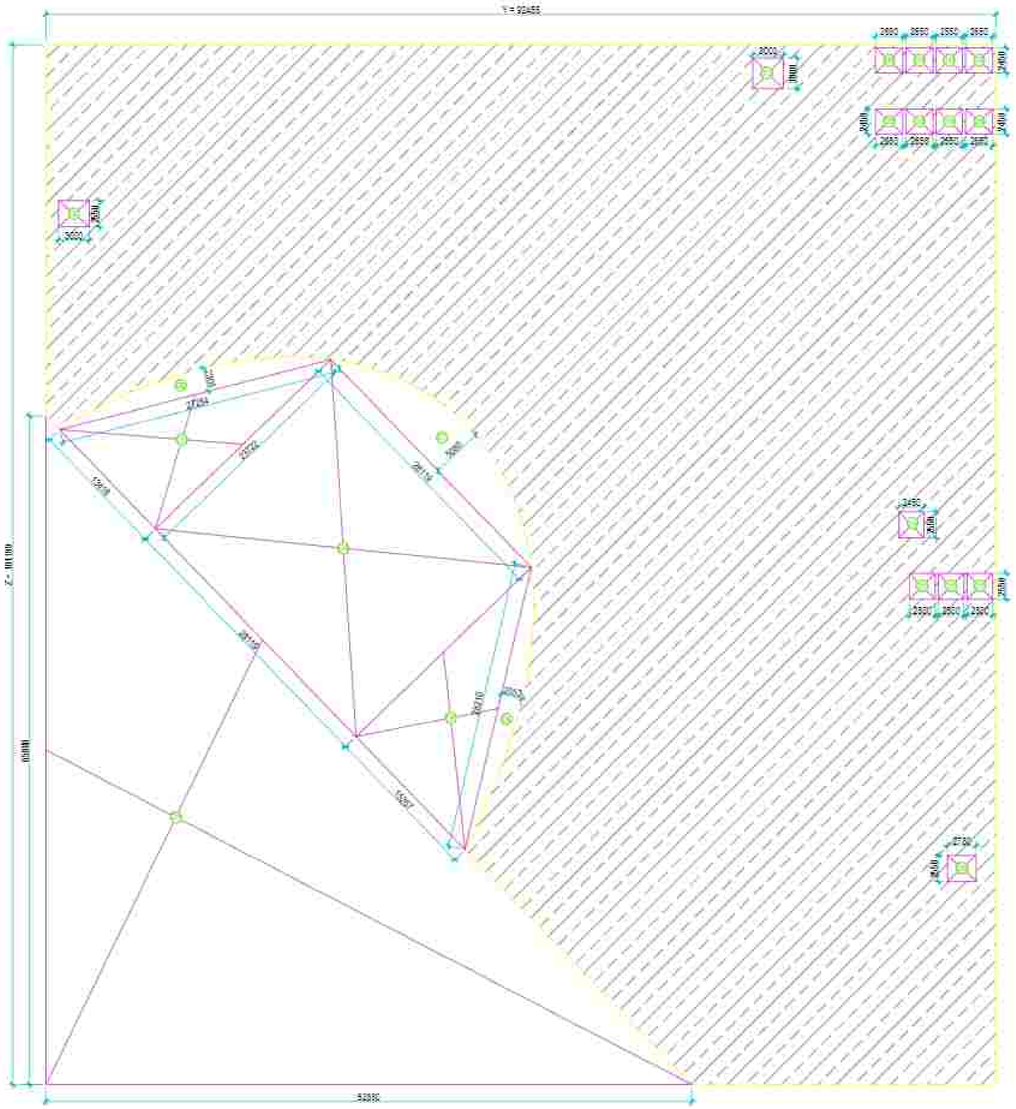

FOURTH FLOOR AREA DETAIL
(SERVICE PLAN)

4TH FLOOR AREA DETAIL IN NON-F.A.R (IT- TOWER)									
ITEM	WIDTH	X	LENGTH	X	FACTOR	X	NOS	AREA (SQMT)
NON-FAR (SERVICE)								
*1 + 71	52.455	X	103.195	X	1	X	1	9106.154
DEDUCTION AREA								
ITEM	WIDTH	X	LENGTH	X	FACTOR	X	NOS	AREA (SQMT)
D1	62.850	X	66.580	X	0.5	X	1	2346.130
D2	27.254	X	2.305	X	0.867	X	1	54.901
D3	13.418	X	23.722	X	0.5	X	1	159.151
D4	28.114	X	23.722	X	1	X	1	667.104
D5	15.267	X	23.722	X	0.5	X	1	181.382
D6	28.21	X	2.057	X	0.867	X	1	50.825
D7	28.114	X	5.080	X	0.667	X	1	95.277
D8	3.000	X	2.350	X	1	X	1	7.050
D9	2.850	X	2.450	X	1	X	5	35.265
D10	2.550	X	2.450	X	1	X	2	12.495
D11	2.500	X	2.550	X	1	X	3	19.125
D12	2.700	X	2.550	X	1	X	1	7.080
D13	3.000	X	3.000	X	1	X	1	9.000
D14	2.450	X	2.550	X	1	X	1	6.248
TOTAL AREA								3328.730
Y22 - (DEDUCTION AREA) - FLOOR PLATE AREA								6027.573
4TH FLOOR NON-FAR AREA =								6027.573

Sudheer Kumar Digitally signed by Sudheer Kumar Date: 2024.12.11 15:58:32 +05'30'

Musharraf Yusuf Digitally signed by Musharraf Yusuf Date: 2024.12.07 23:03:03 +05'30'

AREA USAGE

- INSTITUTIONAL FACILITY
- RESIDENTIAL
- SERVICE
- NON F.A.R.

SUBMISSION

PROJECT :
PROPOSED INSTITUTIONAL BUILDING
AT SECTOR TECH ZONE-4, PLOT-7,
GREATER NOIDA
M/S A.L. SOFTWEB PVT.LTD.

DRAWING TITLE :
IT BLOCK 3

AMISH BHUTANI — OWNER'S SIGN

ROHIT SAINI Digitally signed by ROHIT SAINI Date: 2023.07.28 11:03:40 +05'30' — ARCHITECT'S SIGN

ARCHITECT : ACPL Design Ltd

SCALE 1:250	DEALT BY	DATE -	08.04.2019
DESIGN BY	CHECKED BY	DRG. No.	SD1089-18

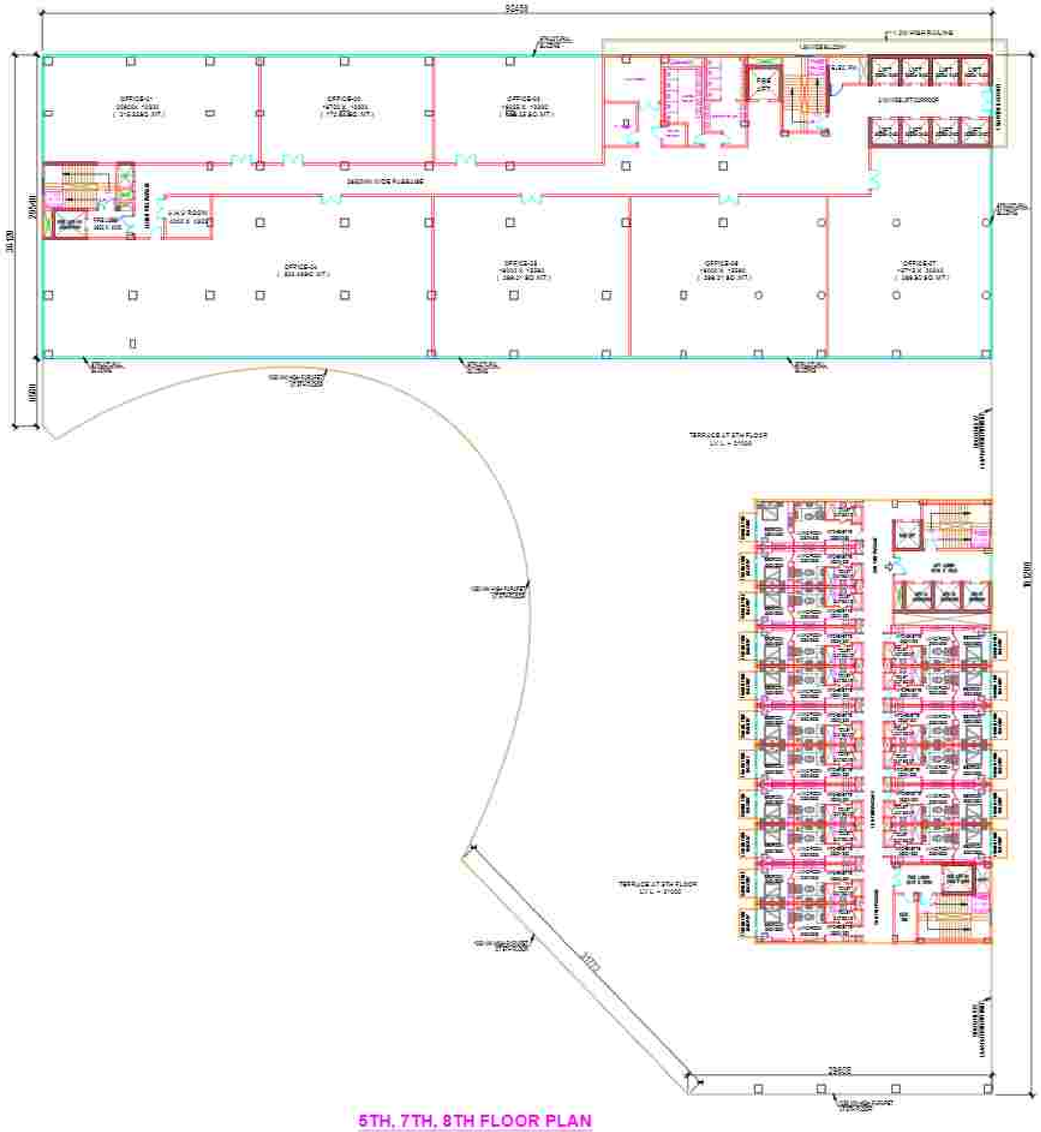

5TH, 7TH, 8TH FLOOR PLAN

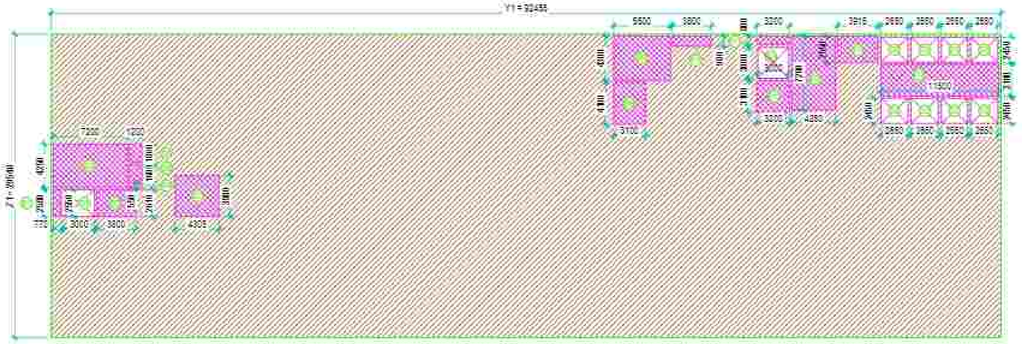

5TH, 7TH, 8TH FLOOR PLAN AREA DETAIL

5TH, 7TH, 8TH FLOOR PLAN AREA DETAIL								
ITEM	WIDTH	X	LENGTH	X	FACTOR	X	NOS	AREA (SQMT)
IT FAR AREA								
Y1 x Z1	92.455	X	29.540	X	1	X	1	2731.121
DEDUCTION AREA								
ITEM	WIDTH	X	LENGTH	X	FACTOR	X	NOS	AREA (SQMT)
D1	3.000	X	2.550	X	1	X	1	7.650
D2	2.850	X	2.450	X	1	X	8	58.140
D3	2.550	X	2.450	X	1	X	2	12.495
D4A	2.550	X	2.450	X	1	X	1	6.248
TOTAL AREA =								85.348
Y2- DEDUCTION AREA = TOTAL IT PLATE AREA								2645.773
SERVICES AREA								
ITEM	WIDTH	X	LENGTH	X	FACTOR	X	NO'S	TOWER - 1 AREA (SQMT)
S1	0.775	X	2.580	X	1	X	1	1.987
S2	7.200	X	4.250	X	1	X	1	30.600
S3	3.800	X	2.610	X	1	X	1	9.918
S4	1.200	X	0.550	X	1	X	1	0.660
S5	1.200	X	1.600	X	1	X	1	1.920
S6	1.200	X	1.800	X	1	X	1	2.160
S7	4.305	X	3.580	X	1	X	1	15.414
S8	5.500	X	4.300	X	1	X	1	23.650
S9	4.500	X	4.100	X	1	X	1	18.450
S10	3.800	X	0.980	X	1	X	1	3.724
S11	3.200	X	0.800	X	1	X	1	2.560
S12	6.300	X	3.100	X	1	X	1	19.530
S13A	4.250	X	7.200	X	1	X	1	30.600
S14	3.815	X	2.550	X	1	X	1	9.730
S15	11.500	X	4.100	X	1	X	1	47.150
TOTAL SERVICE AREA								192.866
TOTAL IT PLATE AREA - SERVICE AREA = IT FAR AREA								2452.907
5TH, 7TH, 8TH FLOOR PLAN AREA DETAIL								2452.907
RESIDENTIAL FAR AREA								
Y2 x Z2	21.100	X	43.585	X	1	X	1	919.574
DEDUCTION AREA								
ITEM	WIDTH	X	LENGTH	X	FACTOR	X	NOS	AREA (SQMT)
D4	0.340	X	0.400	X	1	X	2	0.544
D5	0.85	X	1.200	X	1	X	19	21.700
D6	2.500	X	2.250	X	1	X	3	28.125
D7	0.850	X	1.200	X	1	X	1	1.112
D8	2.150	X	2.250	X	1	X	1	4.838
D9	2.450	X	2.550	X	1	X	1	6.248
TOTAL AREA =								55.568
Y2- DEDUCTION AREA = TOTAL RESIDENTIAL PLATE AREA								941.610
SERVICES AREA								
ITEM	WIDTH	X	LENGTH	X	FACTOR	X	NO'S	TOWER - 1 AREA (SQMT)
S16	2.510	X	1.795	X	1	X	1	4.505
S17	4.595	X	4.625	X	1	X	1	21.329
S18	8.200	X	3.010	X	1	X	1	24.682
S19	0.950	X	2.550	X	1	X	1	2.423
S20	3.100	X	2.750	X	1	X	1	8.525
S21	2.100	X	4.500	X	1	X	1	9.450
S22	6.550	X	4.250	X	1	X	1	27.838
S23	1.400	X	2.650	X	1	X	1	3.710
TOTAL SERVICE AREA								112.134
TOTAL RESIDENTIAL PLATE AREA - SERVICE AREA = FAR AREA								829.516
5TH, 7TH, 8TH FLOOR PLAN AREA DETAIL								829.516

AREA USAGE

- INSTITUTIONAL FACILITY
- RESIDENTIAL
- SERVICE
- NON F.A.R.

Sudheer Kumar — Digitally signed by Sudheer Kumar Date: 2024.12.11 15:59:38 +05'30'

Musharraf Yusuf — Digitally signed by Musharraf Yusuf Date: 2024.12.07 23:07:25 +05'30'

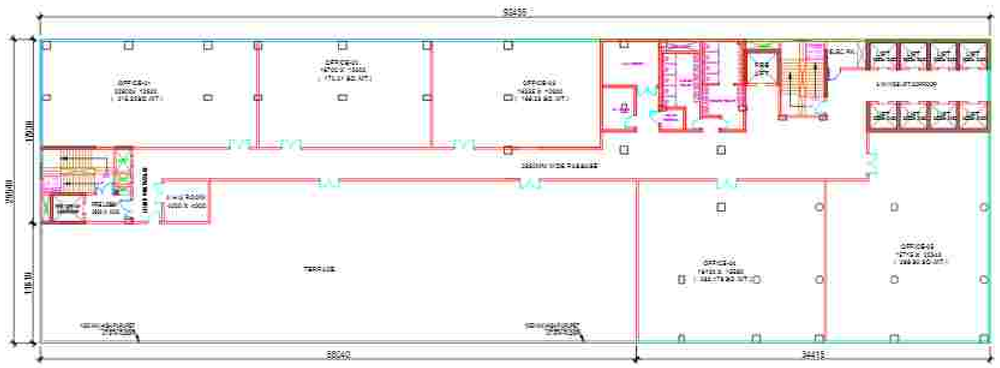

TENTH FLOOR PLAN

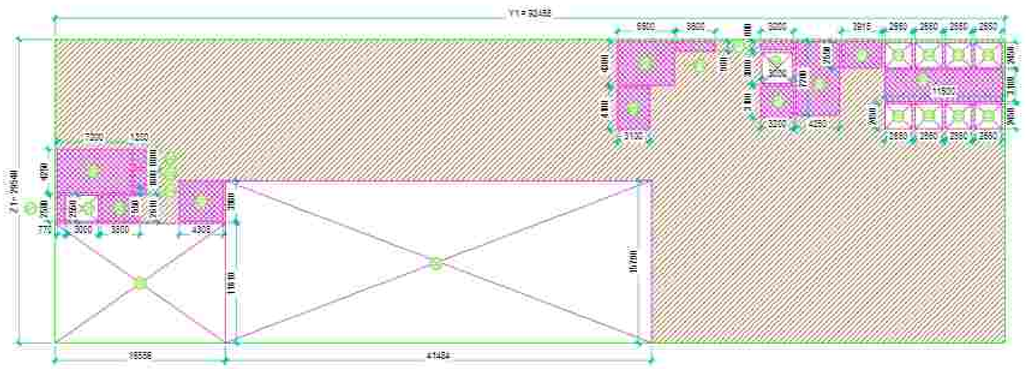

TENTH FLOOR AREA DETAIL

10TH FLOOR IT/ITES AREA DETAIL								
ITEM	WIDTH	X	LENGTH	X	FACTOR	X	NOS	AREA (SQMT)
IT FAR AREA								
Y1 x Z1	92.455	X	29.540	X	1	X	1	2731.121
DEDUCTION AREA								
ITEM	WIDTH	X	LENGTH	X	FACTOR	X	NOS	AREA (SQMT)
D1	3.000	X	2.550	X	1	X	1	7.650
D2	2.850	X	2.450	X	1	X	8	58.140
D3	2.550	X	2.450	X	1	X	2	12.495
D4	6.000	X	6.000	X	1	X	1	36.000
D5	26.350	X	11.600	X	1	X	1	305.723
D6	41.484	X	15.750	X	1	X	1	653.532
TOTAL AREA =								915.540
Y2- DEDUCTION AREA = TOTAL IT PLATE AREA								1815.573
SERVICES AREA								
ITEM	WIDTH	X	LENGTH	X	FACTOR	X	NO'S	TOWER - 1 AREA (SQMT)
S1	0.775	X	2.580	X	1	X	1	1.987
S2	7.200	X	4.250	X	1	X	1	30.600
S3	3.800	X	2.610	X	1	X	1	9.918
S4	1.200	X	0.550	X	1	X	1	0.660
S5	1.200	X	1.600	X	1	X	1	1.920
S6	1.200	X	1.800	X	1	X	1	2.160
S7	4.305	X	3.580	X	1	X	1	15.414
S8	5.500	X	4.300	X	1	X	1	23.650
S9	4.500	X	4.100	X	1	X	1	18.450
S10	3.800	X	0.980	X	1	X	1	3.724
S11	3.200	X	0.800	X	1	X	1	2.560
S12	6.300	X	3.100	X	1	X	1	19.530
S13A	4.250	X	7.200	X	1	X	1	30.600
S14	3.815	X	2.550	X	1	X	1	9.730
S15	11.500	X	4.100	X	1	X	1	47.150
TOTAL SERVICE AREA								192.860
TOTAL IT PLATE AREA - SERVICE AREA = IT FAR AREA								1622.907
10TH FLOOR IT FAR AREA								1622.907

SUBMISSION

PROJECT:
PROPOSED INSTITUTIONAL BUILDING
AT SECTOR TECH ZONE-4, PLOT-7,
GREATER NOIDA
M/S A.L. SOFTWEB PVT.LTD

DRAWING TITLE:
IT BLOCK 3

AMISH BHUTANI — Digitally signed by AMISH BHUTANI Date: 2024.12.14 11:13:40 +05'30'

ROHIT SAINI — Digitally signed by ROHIT SAINI Date: 2023.07.28 11:00:46 +05'30'

OWNER'S SIGN | ARCHITECT'S SIGN

ARCHITECT: ACPL Design Ltd

SCALE 1:250	DRAWN BY	DATE - 08.04.2019
DESIGN BY	CHECKED BY	DRG. No. SD1089-18

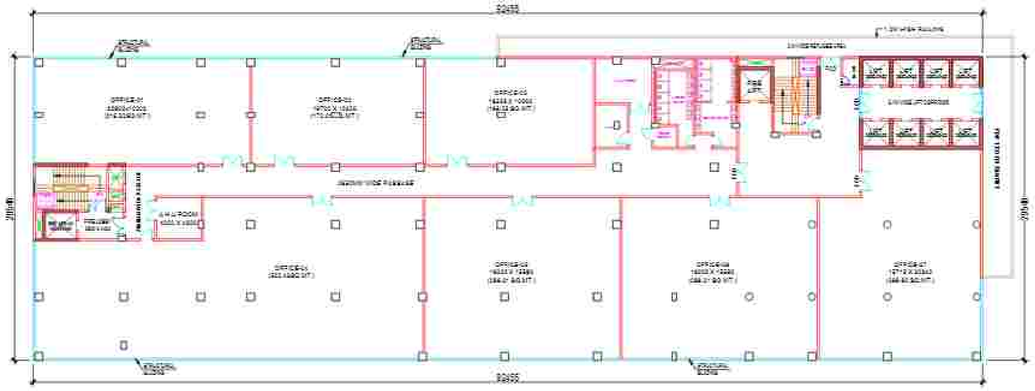

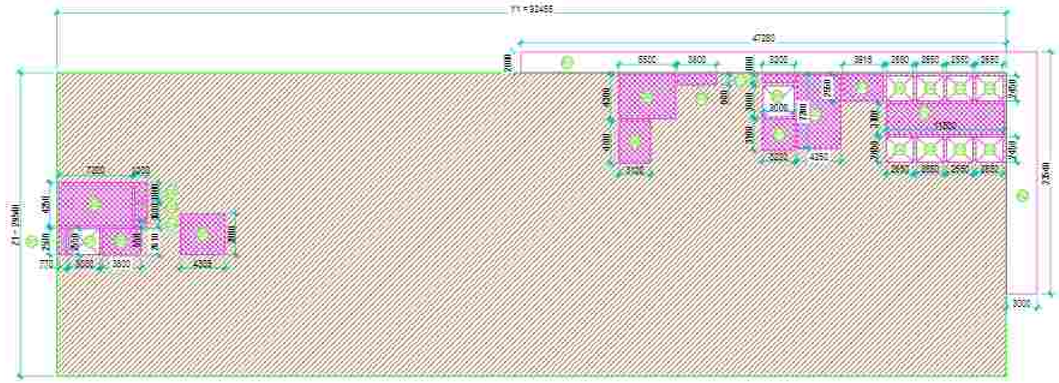

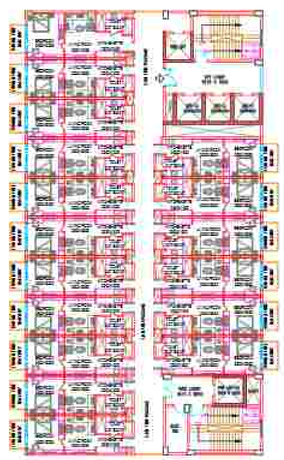

6TH & 9TH FLOOR PLAN (REFUGE)

6TH & 9TH FLOOR PLAN (REFUGE)

6TH & 9TH FLOOR PLAN AREA DETAIL (REFUGE FLOOR)									
ITEM	WIDTH	X	LENGTH	X	FACTOR	X	NOS	AREA (SQMT)	
IT FAR AREA									
Y2 x Z1	92.455	X	29.581	X	1	X	1	2711.523	
R1	47.280	X	2.000	X	1	X	1	94.560	
R2	23.540	X	3.000	X	1	X	1	70.620	
TOTAL ENVELOPE AREA =								2876.701	
DEDUCTION AREA									
ITEM	WIDTH	X	LENGTH	X	FACTOR	X	NOS	AREA (SQMT)	
D1	3.000	X	2.550	X	1	X	1	7.650	
D2	2.550	X	2.450	X	1	X	6	38.955	
D3	2.550	X	2.450	X	1	X	2	12.495	
D3A	3.000	X	3.000	X	1	X	1	9.000	
TOTAL AREA =								68.100	
Y2. DEDUCTION AREA + TOTAL IT PLATE AREA								2826.201	
SERVICES AREA									
ITEM	WIDTH	X	LENGTH	X	FACTOR	X	NO'S	TOWER - 2 AREA (SQMT)	
S1	0.770	X	2.580	X	1	X	1	1.987	
S2	7.350	X	4.250	X	1	X	1	31.238	
S3	2.800	X	2.530	X	1	X	1	7.084	
S4	6.300	X	0.150	X	1	X	1	0.945	
S5	1.200	X	1.600	X	1	X	1	1.920	
S6	1.200	X	1.800	X	1	X	1	2.160	
S7	4.305	X	3.980	X	1	X	1	17.134	
S8	5.500	X	4.300	X	1	X	1	23.650	
S9	3.200	X	4.100	X	1	X	1	13.120	
S10	3.800	X	0.980	X	1	X	1	3.724	
S11	3.000	X	0.800	X	1	X	1	2.400	
S12	4.250	X	7.200	X	1	X	1	30.600	
S13	3.500	X	3.300	X	1	X	1	11.550	
S14	3.915	X	2.500	X	1	X	1	9.788	
S15	11.300	X	3.100	X	1	X	1	35.030	
R1	47.280	X	2.000	X	1	X	1	94.560	
R2	23.540	X	3.000	X	1	X	1	70.620	
TOTAL SERVICE AREA								357.899	
TOTAL IT PLATE AREA - SERVICE AREA + IT FAR AREA								2470.352	
6TH & 9TH FLOOR PLAN IT FAR AREA								2470.352	
RESIDENTIAL FAR AREA									
Y2 x Z2	23.100	X	43.185	X	1	X	1	997.574	
DEDUCTION AREA									
ITEM	WIDTH	X	LENGTH	X	FACTOR	X	NOS	AREA (SQMT)	
D4	0.650	X	0.900	X	1	X	2	0.650	
D5	0.65	X	1.200	X	1	X	19	13.700	
D6	2.500	X	2.350	X	1	X	3	18.125	
D7	9.350	X	1.200	X	1	X	1	11.112	
D8	2.750	X	2.550	X	1	X	1	7.013	
D9	2.450	X	2.550	X	1	X	1	6.248	
TOTAL AREA A =								45.070	
Y2. DEDUCTION AREA + TOTAL RESIDENTIAL PLATE AREA								997.896	
SERVICES AREA									
ITEM	WIDTH	X	LENGTH	X	FACTOR	X	NO'S	TOWER - 2 AREA (SQMT)	
S16	2.510	X	1.795	X	1	X	1	4.505	
S17	6.550	X	4.525	X	1	X	1	29.629	
S18	8.200	X	3.010	X	1	X	1	24.682	
S19	11.796	X	2.550	X	1	X	1	1.938	
S20	5.610	X	2.750	X	1	X	1	5.985	
S21	2.200	X	4.500	X	1	X	1	9.900	
S22	6.996	X	4.250	X	1	X	1	29.728	
S23	1.400	X	2.650	X	1	X	1	3.710	
TOTAL SERVICE AREA								112.134	
TOTAL RESIDENTIAL PLATE AREA - SERVICE AREA +FAR AREA								885.763	
6TH & 9TH FLOOR PLAN RESIDENTIAL FAR AREA								885.763	

Sudheer Kumar
Digitally signed by Sudheer Kumar
Date: 2024.12.11 16:02:38 +05'30'

Musharraf Yusuf
Digitally signed by Musharraf Yusuf
Date: 2024.12.07 23:12:25 +05'30'

AREA USAGE

- INSTITUTIONAL FACILITY
- RESIDENTIAL
- SERVICE
- NON F.A.R.

SUBMISSION

PROJECT :
PROPOSED INSTITUTIONAL BUILDING AT SECTOR TECH ZONE-4, PLOT-7, GREATER NOIDA
M/S A.L. SOFTWEB PVT.LTD

DRAWING TITLE :
IT BLOCK 3

AMISH BHUTANI
ROHIT SAINI
Digitally signed by ROHIT SAINI Date: 2023.07.20 11:03:40 +05'30'

OWNER'S SIGN | ARCHITECT'S SIGN

ARCHITECT :
ACPL
ACPL Design Ltd

SCALE 1:250	DEALT BY	DATE -	08.04.2019
DESIGN BY	CHECKED BY	DRG. NO.	SD1089-18

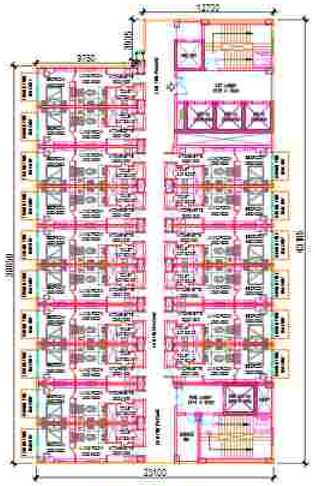

TENTH FLOOR

TENTH FLOOR AREA DETAIL

10TH FLOOR PLAN AREA DETAIL									
ITEM	WIDTH	X	LENGTH	X	FACTOR	X	NOS	AREA (SQMT)	
RESIDENTIAL FAR AREA									
F.A.R	23.100	X	43.155	X	1	X	1	997.574	
DEDUCTION AREA									
ITEM	WIDTH	X	LENGTH	X	FACTOR	X	NOS	AREA (SQMT)	
D1	0.650	X	0.700	X	1	X	9	5.135	
D2	0.85	X	1.200	X	1	X	15	13.770	
D3	2.500	X	2.550	X	1	X	3	19.125	
D3A	4.000	X	4.000	X	1	X	1	8.000	
D4	0.900	X	1.200	X	1	X	1	13.112	
D5	2.700	X	2.550	X	1	X	1	7.889	
D6	9.700	X	4.525	X	1	X	1	44.216	
Other	0.to.0	X	0.to.0	X	1	X	1	0.000	
TOTAL AREA =								105.125	
Y2- DEDUCTION AREA + TOTAL RESIDENTIAL PLATE AREA								892.449	
SERVICES AREA									
ITEM	WIDTH	X	LENGTH	X	FACTOR	X	NO'S	TOWER - 1 AREA (SQMT)	
S1	2.510	X	1.700	X	1	X	1	4.305	
S7	6.500	X	4.925	X	1	X	1	32.026	
S9	6.200	X	4.000	X	1	X	1	24.800	
S4	0.700	X	2.850	X	1	X	1	1.998	
S5	0.900	X	2.750	X	1	X	1	2.475	
S6	2.100	X	4.500	X	1	X	1	9.450	
S7	6.500	X	4.550	X	1	X	1	29.575	
S8	1.400	X	2.850	X	1	X	1	3.990	
TOTAL SERVICE AREA								112.194	
TOTAL RESIDENTIAL PLATE AREA - SERVICE AREA =FAR AREA								780.254	
10TH FLOOR PLAN RESIDENTIAL FAR AREA								780.254	

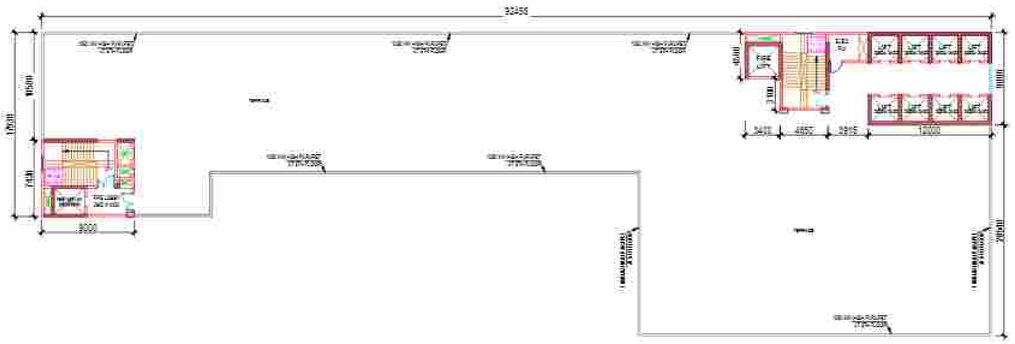

TERRACE FLOOR PLAN

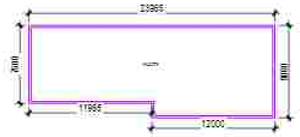

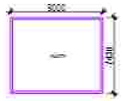



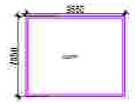

ROOF PLAN

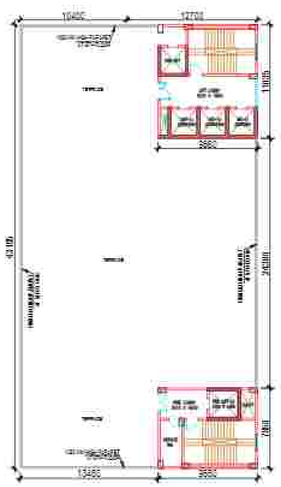

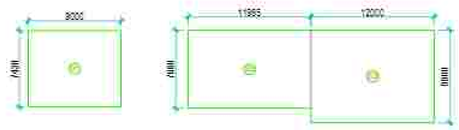



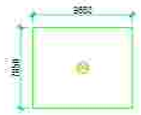

MUMTY +MACHINE ROOM AREA DETAIL

MUMTY+MACHINE ROOM AREA								
IT BLOCK								
ITEM	WIDTH	X	LENGTH	X	FACTOR	X	NO'S	TOWER - 1 AREA (SQMT)
S1	9.800	X	7.600	X	1	X	1	66.824
S2	12.800	X	7.600	X	1	X	1	96.904
S26	12.000	X	4.900	X	1	X	1	58.800
IT BLOCK MUMTY+MACHINE ROOM+OHT AREA								225.504
RESIDENTIAL BLOCK								
S3	9.660	X	11.095	X	1	X	1	106.998
S4	9.650	X	7.900	X	1	X	1	75.758
RESIDENTIAL BLOCK MUMTY+MACHINE ROOM+OHT AREA								182.756
TOTAL MUMTY+MACHINE ROOM+OHT AREA								408.260

AREA USAGE

- INSTITUTIONAL FACILITY
- RESIDENTIAL
- SERVICE
- NON F.A.R.

Sudheer Kumar — Digitally signed by Sudheer Kumar Date: 2024.12.11 16:04:13 +05'30'

Musharraf Yusuf — Digitally signed by Musharraf Yusuf Date: 2024.12.07 23:18:17 +05'30'

SUBMISSION

PROJECT:
PROPOSED INSTITUTIONAL BUILDING
AT SECTOR TECH ZONE-4, PLOT-7,
GREATER NOIDA
M/S A.L. SOFTWEB PVT.LTD.

DRAWING TITLE:
IT BLOCK 3

AMISH BHUTANI — Digitally signed by AMISH BHUTANI Date: 2024.12.4 12:13:41 +05'30'

ROHIT SAINI — Digitally signed by ROHIT SAINI Date: 2023.07.28 11:02:40 +05'30'

OWNER'S SIGN. | ARCHITECT'S SIGN.

ARCHITECT: ACPL Design Ltd

SCALE 1:250	DEALT BY	DATE - 08.04.2019
DESIGN BY	CHECKED BY	DRG. No. SD1089-18



ELEVATION-01

ELEVATION - 01

Sudheer Kumar — Digitally signed by Sudheer Kumar Date: 2024.12.11 16:05:15 +05'30'

Musharraf Yusuf — Digitally signed by Musharraf Yusuf Date: 2024.12.07 23:25:12 +05'30'

SUBMISSION

PROJECT:

PROPOSED INSTITUTIONAL BUILDING AT SECTOR TECH ZONE-4, PLOT-7, GREATER NOIDA
M/S A.L. SOFTWEB PVT.LTD.

DRAWING TITLE :

SITE ELEVATION (ELEVATION - 01)

AMISH BHUTANI — Digitally signed by AMISH BHUTANI Date: 2024.11.14 15:11:31 +05'30'

ROHIT SAINI — Digitally signed by ROHIT SAINI Date: 2024.07.26 11:02:48 +05'30'

OWNER'S SIGN. | ARCHITECT'S SIGN.

ARCHITECT :

ACPL

ACPL Design Ltd

SCALE : 1:400	DEALT BY	DATE - 04.08.2019
DESIGN BY	CHECKED BY	DRG. No. SB/1089-05



ELEVATION - 02

Sudheer Kumar
Digitally signed by Sudheer Kumar
Date: 2024.12.11 16:06:10 +05'30'

Musharraf Yusuf
Digitally signed by Musharraf Yusuf
Date: 2024.12.07 23:30:05 +05'30'

SUBMISSION

PROJECT:

PROPOSED INSTITUTIONAL BUILDING AT SECTOR TECH ZONE-4, PLOT-7, GREATER NOIDA
M/S A.L. SOFTWEB PVT.LTD.

DRAWING TITLE :

SITE ELEVATION (ELEVATION - 02)

AMISH BHUTANI
Digitally signed by AMISH BHUTANI
Date: 2024.11.14 15:11:31 +05'30'

ROHIT SAINI
Digitally signed by ROHIT SAINI
Date: 2024.07.29 11:02:48 +05'30'

OWNER'S SIGN.

ARCHITECT'S SIGN.

ARCHITECT :

ACPL

ACPL Design Ltd

SCALE : 1:400	DEALT BY	DATE : 04.08.2019
DESIGN BY	CHECKED BY	DRG. NO. SB/1089-05

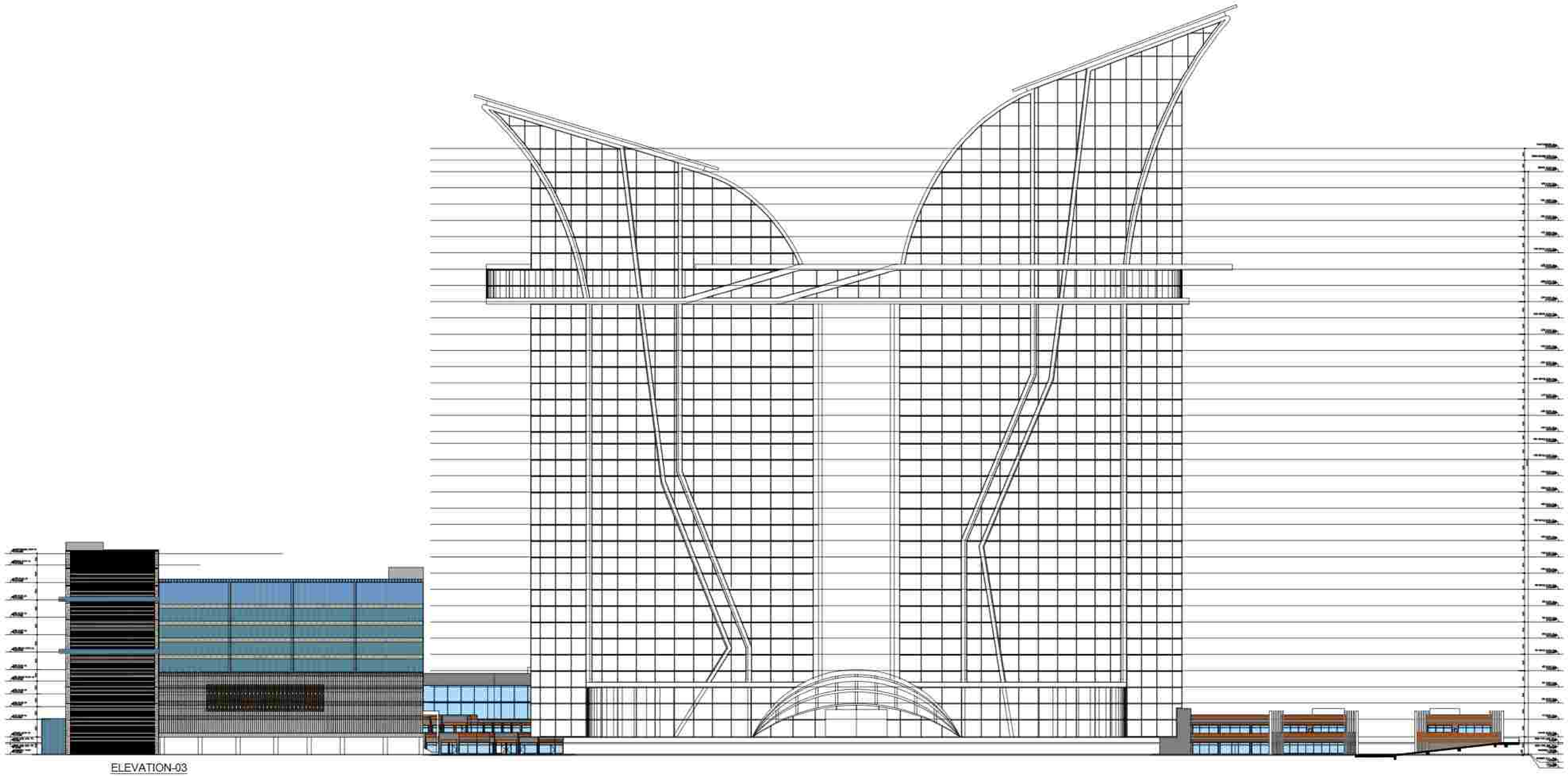

ELEVATION-03

ELEVATION - 03

Sudheer Kumar
Digitally signed by Sudheer Kumar
Date: 2024.12.11 16:07:59 +05'30'

Musharraf Yusuf
Digitally signed by Musharraf Yusuf
Date: 2024.12.07 23:35:28 +05'30'

SUBMISSION

PROJECT:
PROPOSED INSTITUTIONAL BUILDING AT SECTOR TECH ZONE-4, PLOT-7, GREATER NOIDA
M/S A.L. SOFTWEB PVT.LTD.

DRAWING TITLE :
SITE ELEVATION (ELEVATION - 03)

AMISH BHUTANI
Digitally signed by AMISH BHUTANI
Date: 2024.11.14 15:12:31 +05'30'

ROHIT SAINI
Digitally signed by ROHIT SAINI
Date: 2024.12.28 11:52:40 +05'30'

OWNER'S SIGN. | ARCHITECT'S SIGN.

ARCHITECT :
ACPL
ACPL Design Ltd.

SCALE : 1:400	DEALT BY	DATE : 04.08.2019
DESIGN BY	CHECKED BY	DRG. NO. SB/1089-05

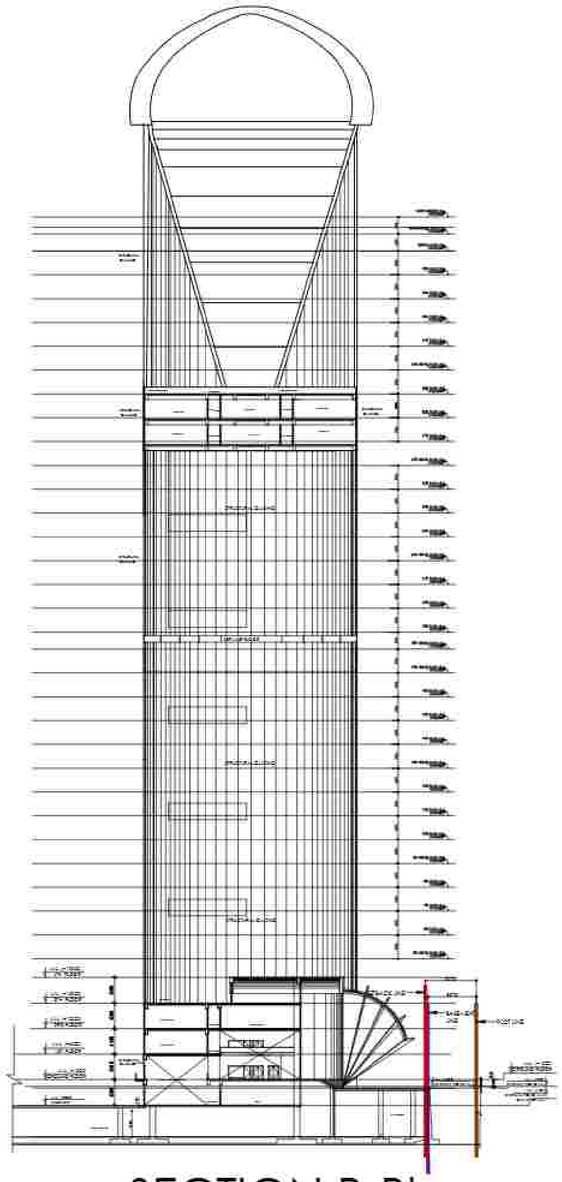

SECTION B-B'

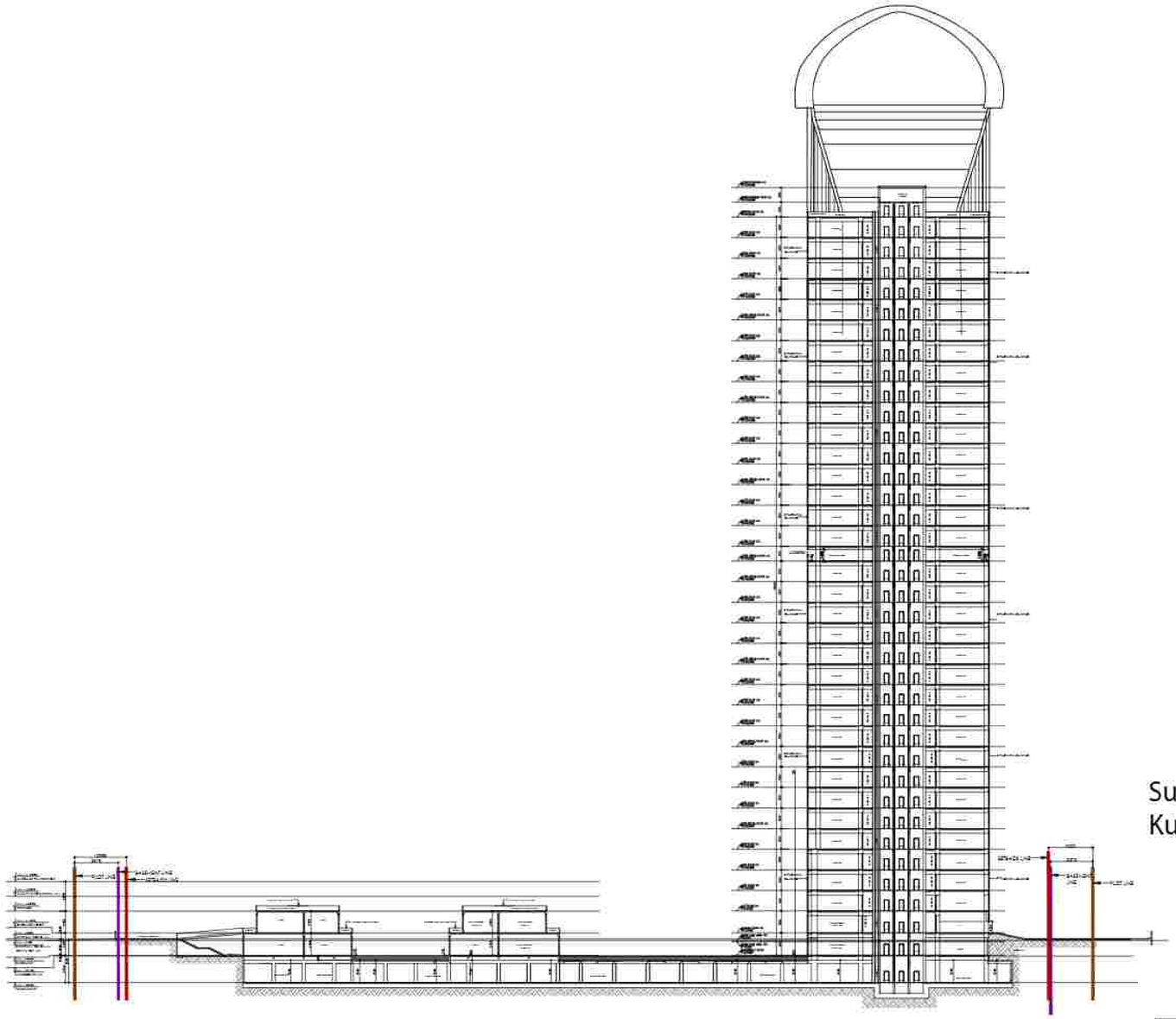

SECTION A-A'

Sudheer Kumar
Digitally signed by Sudheer Kumar
Date: 2024.12.11 16:09:04 +05'30'

Musharraf Yusuf
Digitally signed by Musharraf Yusuf
Date: 2024.12.07 23:41:19 +05'30'

SUBMISSION

PROJECT:
PROPOSED INSTITUTIONAL BUILDING AT SECTOR TECH ZONE-4, PLOT-7, GREATER NOIDA
M/S A.L. SOFTWEB PVT.LTD.

DRAWING TITLE:
SITE SECTION
(SECTIONS-AA' & BB')

AMISH BHUTANI
Digitally signed by AMISH BHUTANI
Date: 2024.11.14 15:11:31 +05'30'

ROHIT SAINI
Digitally signed by ROHIT SAINI
Date: 2023.02.28 11:02:40 +05'30'

OWNER'S SIGN.
ARCHITECT'S SIGN.

ARCHITECT:
ACPL
ACPL Design Ltd

SCALE :	DEALT BY:	DATE : 08.04.2019
DESIGN BY	CHECKED BY	DRG. NO SB/1089-04





SECTIONS-CC'

Musharraf Yusuf — Digitally signed by Musharraf Yusuf Date: 2024.12.07 23:47:45 +05'30'

Sudheer Kumar — Digitally signed by Sudheer Kumar Date: 2024.12.11 16:10:39 +05'30'

SUBMISSION

PROJECT:

PROPOSED INSTITUTIONAL BUILDING AT SECTOR TECH ZONE-4, PLOT-7, GREATER NOIDA
M/S A.L. SOFTWEB PVT.LTD.

DRAWING TITLE :

SITE SECTION
(SECTIONS-CC')

AMISH BHUTANI — Digitally signed by AMISH BHUTANI Date: 2024.12.11 16:12:31 +05'30'

ROHIT SAINI — Digitally signed by ROHIT SAINI Date: 2024.12.29 11:02:48 +05'30'

OWNER'S SIGN. | ARCHITECT'S SIGN.

ARCHITECT :

ACPL
ACPL Design Ltd

SCALE :	DEALT BY	DATE : 08.04.2019
DESIGN BY	CHECKED BY	DRG. No SB/1089-04