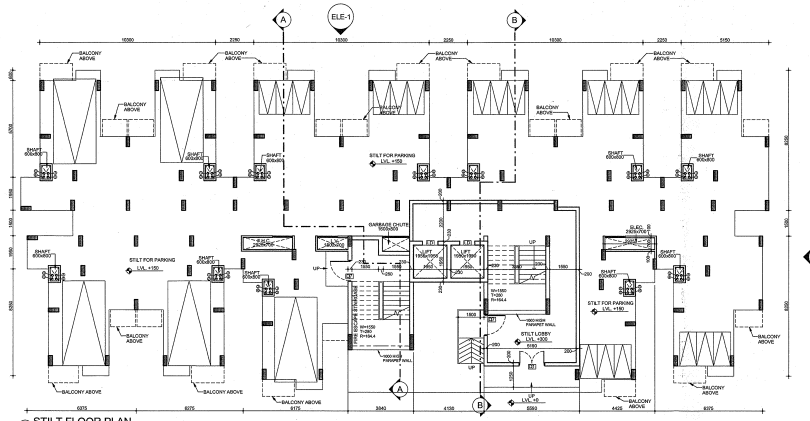

① STILT FLOOR PLAN
1 : 100

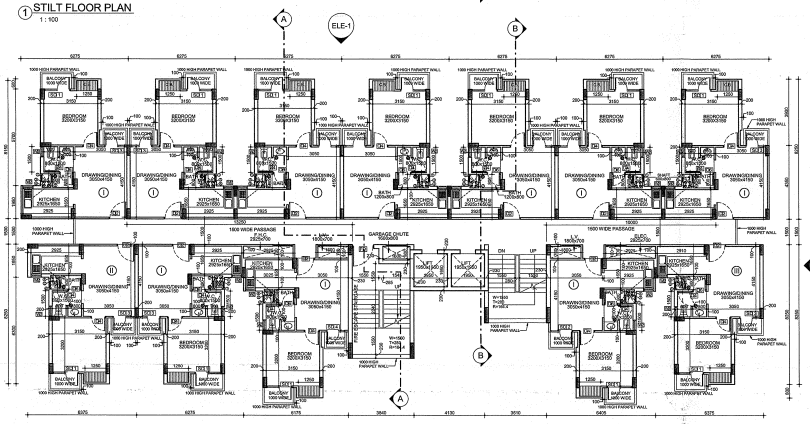

② 1ST TO 4TH FLOOR PLAN
1 : 100

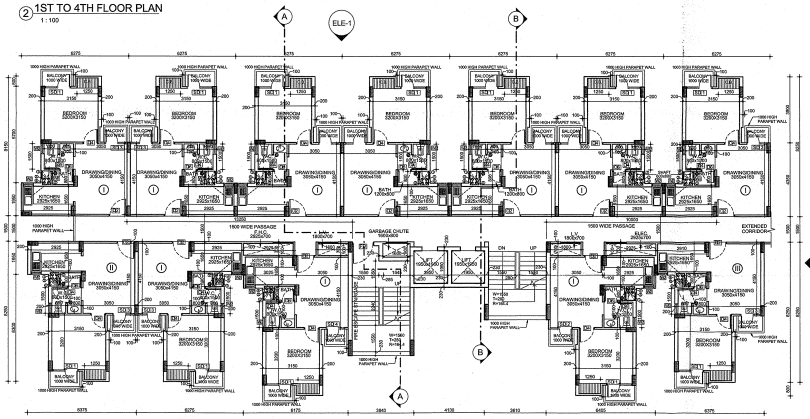

③ 5TH FLOOR PLAN
1 : 100

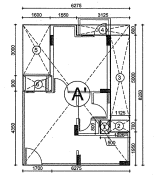

AREA DIAGRAM - UNIT-III

AREA DETAIL OF UNIT PLAN - IV					
= A' - (TOTAL OF 1 TO 6)					
= 51.769 -	15.088				
= 36.681	SQ.M.				
A = 6.275 X	8.250			=	51.769 SQ.M.
DETAILS OF DEDUCTIONS					
1 = 0.500	X	0.800		=	0.400 SQ.M.
2 = 0.700	X	1.225		=	0.858 SQ.M.
3 = 1.125	X	5.000		=	5.625 SQ.M.
4 = 0.600	X	3.125		=	1.875 SQ.M.
5 = 3.000	X	1.600		=	4.800 SQ.M.
6 = 0.900	X	1.700		=	1.530 SQ.M.
TOTAL OF (1 TO 6)				=	15.088 SQ.M.

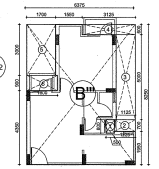

AREA DIAGRAM - UNIT-VI

AREA DETAIL OF UNIT PLAN - V					
= B' - (TOTAL OF 1 TO 6)					
= 52.594 -	15.718				
= 36.876	SQ.M.				
B = 6.375 X	8.250			=	52.594 SQ.M.
DETAILS OF DEDUCTIONS					
1 = 0.500	X	0.800		=	0.400 SQ.M.
2 = 0.700	X	1.225		=	0.858 SQ.M.
3 = 1.125	X	5.000		=	5.625 SQ.M.
4 = 0.600	X	3.125		=	1.875 SQ.M.
5 = 3.000	X	1.600		=	4.800 SQ.M.
6 = 0.900	X	1.700		=	1.530 SQ.M.
TOTAL OF (1 TO 6)				=	15.718 SQ.M.

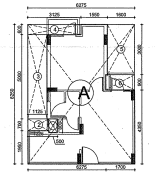

AREA DIAGRAM - UNIT-I

AREA DETAIL OF UNIT PLAN - I					
= A - (TOTAL OF 1 TO 6)					
= 51.769 -	15.088				
= 36.681	SQ.M.				
A = 6.275 X	8.250			=	51.769 SQ.M.
DETAILS OF DEDUCTIONS					
1 = 0.500	X	0.800		=	0.400 SQ.M.
2 = 0.700	X	1.225		=	0.858 SQ.M.
3 = 1.125	X	5.000		=	5.625 SQ.M.
4 = 0.600	X	3.125		=	1.875 SQ.M.
5 = 3.000	X	1.600		=	4.800 SQ.M.
6 = 0.900	X	1.700		=	1.530 SQ.M.
TOTAL OF (1 TO 6)				=	15.088 SQ.M.

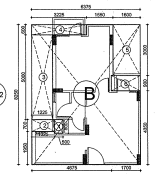

AREA DIAGRAM - UNIT-II

AREA DETAIL OF UNIT PLAN - II					
= B - (TOTAL OF 1 TO 6)					
= 52.594 -	15.718				
= 36.876	SQ.M.				
B = 6.375 X	8.250			=	52.594 SQ.M.
DETAILS OF DEDUCTIONS					
1 = 0.500	X	0.800		=	0.400 SQ.M.
2 = 0.700	X	1.225		=	0.858 SQ.M.
3 = 1.125	X	5.000		=	5.625 SQ.M.
4 = 0.600	X	3.125		=	1.875 SQ.M.
5 = 3.000	X	1.600		=	4.800 SQ.M.
6 = 0.900	X	1.700		=	1.530 SQ.M.
TOTAL OF (1 TO 6)				=	15.718 SQ.M.

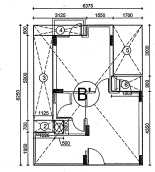

AREA DIAGRAM - UNIT-III

AREA DETAIL OF UNIT PLAN - III					
= B' - (TOTAL OF 1 TO 6)					
= 52.594 -	15.478				
= 37.116	SQ.M.				
B' = 6.375 X	8.250			=	52.594 SQ.M.
DETAILS OF DEDUCTIONS					
1 = 0.500	X	0.800		=	0.400 SQ.M.
2 = 0.700	X	1.225		=	0.858 SQ.M.
3 = 1.125	X	5.000		=	5.625 SQ.M.
4 = 0.600	X	3.125		=	1.875 SQ.M.
5 = 3.000	X	1.600		=	4.800 SQ.M.
6 = 1.800	X	0.900		=	1.620 SQ.M.
TOTAL OF (1 TO 6)				=	15.478 SQ.M.

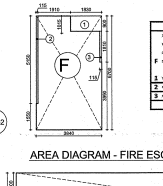

AREA DIAGRAM - FIRE ESCAPE STAIRCASE

AREA DETAIL OF FIRE STAIRCASE						
= F - (DEDUCTIONS)						
= 25.728 -	2.447					
= 23.281	SQ.M.					
F = 6.700 X	3.840			=	25.728 SQ.M.	
DETAILS OF DEDUCTIONS						
1 = 1.830	X	0.900	X 1	=	1.647	SQ.M.
2 = 0.115	X	1.810	X 1	=	0.208	SQ.M.
3 = 0.115	X	5.150	X 1	=	0.592	SQ.M.
TOTAL OF (1 TO 3)				=	2.447	SQ.M.

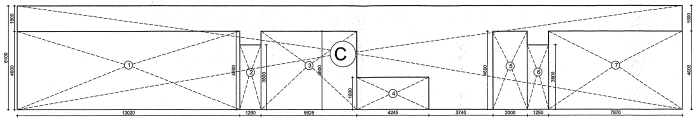

AREA DIAGRAM - TYPICAL CIRCULATION

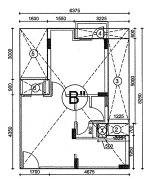

AREA DIAGRAM - UNIT-V

AREA DETAIL OF UNIT PLAN - VI					
= B'' - (TOTAL OF 1 TO 6)					
= 52.594 -	15.478				
= 37.116	SQ.M.				
B'' = 6.375 X	8.250			=	52.594 SQ.M.
DETAILS OF DEDUCTIONS					
1 = 0.500	X	0.800		=	0.400 SQ.M.
2 = 0.700	X	1.225		=	0.858 SQ.M.
3 = 1.125	X	5.000		=	5.625 SQ.M.
4 = 0.600	X	3.125		=	1.875 SQ.M.
5 = 3.000	X	1.700		=	5.100 SQ.M.
6 = 1.800	X	0.900		=	1.620 SQ.M.
TOTAL OF (1 TO 6)				=	15.478 SQ.M.

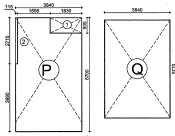

AREA DIAGRAM - MUMTY TERRACE

AREA DETAIL OF MUMTY TERRACE					
= P - (TOTAL OF 1 TO 2)+Q					
= 25.728 -	1.699				
= 23.769	SQ.M. +	22.157 =		45.926	
P = 3.840 X	6.700			=	25.728 SQ.M.
DETAILS OF DEDUCTIONS					
1 = 1.830	X	0.900		=	1.647 SQ.M.
2 = 0.115	X	2.710		=	0.312 SQ.M.
TOTAL OF (1 TO 2)				=	1.959 SQ.M.
Q = 3.840 X	5.770			=	22.157 SQ.M.

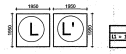

AREA DIAGRAM - LIFT WELL

AREA DETAIL OF LIFT WELL					
L1 = 1.950	X	1.950	X 2	=	7.605 SQ.M.
TOTAL				=	7.605 SQ.M.

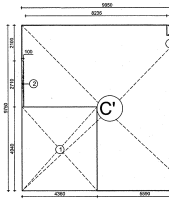

AREA DIAGRAM - GROUND FLOOR CIRCULATION

AREA DETAIL OF CIRCULATION ON GROUND FLOOR INCLUDING ENTRANCE LOBBY					
= C' - (TOTAL OF 1 TO 3)					
= 97.013 -	22.697				
= 74.315	SQ.M.				
C' = 9.850 X	9.750			=	97.013 SQ.M.
DETAILS OF DEDUCTIONS					
1 = 4.940	X	4.360		=	21.538 SQ.M.
2 = 2.710	X	0.100		=	0.271 SQ.M.
3 = 1.450	X	0.600		=	0.869 SQ.M.
TOTAL OF (1 TO 3)				=	22.697 SQ.M.

AREA DIAGRAM - RIGHT SIDE CONNECTING CORRIDOR

AREA DETAIL OF EXTRA CIRCULATION ON 5th & 10th FL.						
TOTAL OF X=Y	=	4.558	x	2.85	=	7.388
X (LEFT SIDE CONNECTION)	=	3.025	x	1.5	=	4.538
Y (RIGHT SIDE CONNECTION)	=	1.9	x	1.5	=	2.85

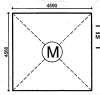

AREA DIAGRAM MACHINE ROOM

AREA DETAIL OF MACHINE ROOM			
M=	4.55 X	4.55	
=	20.9304 SQ.M.		

AREA DETAIL OF CIRCULATION ON TYPICAL FLOOR						
= C - (TOTAL OF 1 TO 7)- LIFT WELL AREA						
= 237.900 -	148.692 -	7.605				
= 81.603	SQ.M.					
C = 39.000 X	6.100			=	237.900 SQ.M.	
DETAILS OF DEDUCTIONS						
1 = 4.600	X	13.020		=	59.892 SQ.M.	
2 = 5.800	X	1.250		=	4.750 SQ.M.	
3 = 5.635	X	4.600		=	25.875 SQ.M.	
4 = 4.245	X	1.890		=	8.023 SQ.M.	
5 = 2.000	X	4.600		=	9.200 SQ.M.	
6 = 1.250	X	3.800		=	4.750 SQ.M.	
7 = 7.670	X	4.600		=	35.282 SQ.M.	
TOTAL OF (1 TO 7)				=	148.692 SQ.M.	

नगरीय योजनाएँ एवं नगर विकास विभाग द्वारा अधिसूचित मानचित्र निर्गत किया जाता है।

प्रयोगकर्ता की दृष्टि में राजस्व अन्य निर्गत मानचित्रों के अलावा अन्य सभी मानचित्र अप्रिमाणित है।

मानचित्र में नगरीय निकायों की सीमाएँ दर्शाया जाना संभव नहीं है।

मानचित्र में नगरीय निकायों की सीमाओं को भूमि पर दर्शाया जाना संभव नहीं है। अगर भी भूमि पर इस प्रकार तय करने की भूमि को भूमि पर मिलाने के लिए भू सर्वेक्षण चाहिए।

मानचित्र सम्बन्धी किसी भी विवाद की स्थिति में मानचित्र की स्वीकृति, निरस्त समझी जायेगी।

DOOR SCHEDULE							
Sr. No.	TYPE	SIZE WIDTH	SIZE HEIGHT	SILL LVL.	LIN LVL.	TENTATIVE LOCATION	MATERIAL
01	D1	1800	2285	00	2285	LOBBY	UPVC
02	D2	1050	2285	00	2285	MAIN ENTRY	PANELED
03	D4	900	2285	00	2285	BEDROOM	SKIN MOULDED
04	D6	800	2285	00	2285	BEDROOM	SKIN MOULDED
05	D7	1250	2285	00	2285	STAIRCASE	AS/SPEC.
06	FD	1250	2285	00	2285	STAIRCASE	AS/SPEC.
07	LD	900	2100	00	2100	LIFT	AS/ SPEC.

WINDOWS SCHEDULE							
Sr. No.	TYPE	SIZE WIDTH	SIZE HEIGHT	SILL LVL.	LIN LVL.	TENTATIVE LOCATION	MATERIAL
01	W1	450	1235	1050	2285	TOILET	UPVC
02	W2	600	1235	1050	2285	KITCHEN	UPVC

DOOR WINDOWS SCHEDULE							
Sr. No.	TYPE	SIZE WIDTH	SIZE HEIGHT	SILL LVL.	LIN LVL.	TENTATIVE LOCATION	MATERIAL
01	SD 1	1800	2285	00/100	2285	BEDROOM TO BALCONY	UPVC
02	SD 2	1300	2285	00/100	2285	BEDROOM TO BALCONY	UPVC
03	SD 3	1200	2285	00/100	2285	DINING/DRAWING TO BALCONY	UPVC
04	SD 4	1100	2285	00/100	2285	DINING/DRAWING TO BALCONY	UPVC

S.NO.	DESCRIPTION	SYMBOL
1.	100Ø CI SOIL & VENT PIPE	①
2.	100Ø CI WASTE PIPE	②
3.	COLD WATER PIPE	③
4.	150Ø RAIN WATER PIPE	④
5.	FLOOR TRAP	FT
6.	FLOOR DRAIN	FD
7.	DRAIN POINT	DP

NOTES:
1. ALL DIMENSIONS ARE IN MILLIMETERS UNLESS NOTED OTHERWISE
2. WRITTEN DIMENSIONS ARE TO BE FOLLOWED. DRAWINGS ARE NOT BE SCALED
3. ANY DISCREPANCY IN THE DRAWINGS SHALL BE BROUGHT TO THE NOTICE OF THE ARCHITECTS
4. THIS DRAWING SHALL BE READ IN CONJUNCTION WITH OTHER RELEVANT DRAWINGS.

AREA SUMMARY TOWER E,G,N

1 COVERED AREA ON GROUND FLOOR UNDER TOWER -TOWER E,G,N = 598.620 SQ.M.
= (I)X10+(II)+(III)+TYPICAL FLOOR CIRCULATION AREA+CONNECTION AREA
= 36.681 x 10 + 36.876 + 37.11625 + 2.850
= 440.175 + 36.876 + 37.11625 + 81.60295 + 2.850
= 598.620

2 COVERED AREA ON GROUND FLOOR AS/F.A.R CALCULATION UNDER GROUND FLOOR CIRCULATION AREA & ENTRANCE LOBBY = 74.315 SQ.M.
= 74.3151
= 74.315

3 COVERED AREA ON 1ST TO 4TH FLOOR -TOWER E,G,N = 522.408 SQ.M.
= (I)X10+(II)+(III)+TYPICAL FLOOR CIRCULATION AREA
= 36.681 X 10 + 36.876 + 37.116 + 81.603
= 366.813 + 36.876 + 37.116 + 81.603
= 522.408

4 COVERED AREA ON TYPICAL 5TH -TOWER E,G,N = 525.258 SQ.M.
= (I)X10+(II)+(III)+(IV)+TYPICAL FLOOR CIRCULATION AREA+ AREA OF CONNCTING CORRIDORS ON LEFT SIDE(*)
= 36.681 X 10 + 36.876 + 37.116 + 81.603 + 2.850
= 366.813 + 36.876 + 37.116 + 81.603 + 2.850
= 525.258

5 COVERED AREA ON TYPICAL 6TH TO 8TH -TOWER E,G,N = 522.408 SQ.M.
= (I)X9+(II)+(IV)+(V)+TYPICAL FLOOR CIRCULATION AREA
= 36.681 X 9 + 37.116 + 36.681 + 36.876 + 81.603
= 330.131 + 37.116 + 36.681 + 36.876 + 81.603
= 522.408

6 COVERED AREA ON TYPICAL 9TH -TOWER E,G,N = 522.408 SQ.M.
= (I)X5+(II)+(IV)X5+(V)+TYPICAL FLOOR CIRCULATION AREA
= 36.681 X 5 + 37.116 + 183.406 + 36.876 + 81.603
= 183.406 + 37.116 + 183.406 + 36.876 + 81.603
= 522.408

7 COVERED AREA ON TYPICAL 10TH -TOWER E,G,N = 525.258 SQ.M.
= (I)X3+(II)+(IV)X3+(V)+TYPICAL FLOOR CIRCULATION AREA+ AREA OF CONNCTING CORRIDORS ON LEFT SIDE(*)
= 36.681 X 5 + 37.116 + 183.406 + 36.876 + 81.603 + 2.850
= 183.406 + 37.116 + 183.406 + 36.876 + 81.603 + 2.850
= 525.258

8 COVERED AREA ON TYPICAL 11TH&12TH -TOWER E,G,N = 522.408 SQ.M.
= (I)X2+(II)+(IV)X8+(V)+TYPICAL FLOOR CIRCULATION AREA
= 36.681 X 2 + 37.116 + 293.450 + 36.876 + 81.603
= 73.363 + 37.116 + 293.450 + 36.876 + 81.603
= 522.408

9 COVERED AREA ON TYPICAL 13&14TH -TOWER E,G,N = 522.408 SQ.M.
= (I)X10+(V)+(VI)+TYPICAL FLOOR CIRCULATION AREA
= 36.681 X 10 + 36.876 + 37.116 + 81.603
= 366.813 + 36.876 + 37.116 + 81.603
= 522.408

10 TOTAL COVERED AREA ON ALL FLOORS -TOWER E,G,N = 7918.032 SQ.M.
= 1+(3X4)+(4)+[5X3]+(6)+(7)+(8X2)+(9X2)
= 598.620 + 2089.632 + 525.258 + 1567.224 + 522.408 + 525.258 + 1044.816 + 1044.816
= 7918.032

11 COVERED AREA ON STILT FOR PARKING = 524.305 SQ.M.
= COVERED AREA ON GROUND FLOOR-(AREA OF GROUND FLOOR UNITS+CIRCULATION+ENTRANCE LOBBY)
= 598.620 - 74.315
= 524.305

12 TOTAL COVERED AREA ON ALL FLOORS AS/F.A.R. CALCULATION UNDER -TOWER E,G,N = 7393.726 SQ.M.
= 11 - 1
= 7918.032 - 524.305
= 7393.726

For Keen Associates Pvt. Ltd.
H-51, 1st Floor, Sector-63
Noida-201301, U.P. ------63

Job Title :
PROPOSED GROUP HOUSING SHAHPUR-BAMHETA,GHAZIABAD (UP) ON KHASRA NO.:- 2243, 2244, 2246, 2247, 2375, 2377, 2378, 2379, 2380, 2381, 2382, 2383, 2384, 2385, 2388, 2396, 2399, 2400, 2401, 2402, 2403, 2406, 2407, 2410, 2411, 2422

Owner :
UTILITY ESTATE PVT. LTD. & OTHERS
G - 79, PREET VIHAR, DELHI-110092

DRAWING TITLE: PLANS (TOWER E,G&N)

For N+U Design Studio
Kalpana Hingorani
Architect
CA/2000/57539
ARCHITECT:

For Utility Estates Private Limited
Authorised Signatory/Director
OWNER:

SCALE: 1:100
DWG. NO. SUB/EGN/01 27
PROJECT TEAM: NUPC
DATE: 2014
NORTH:

N + U DESIGN STUDIO
Architecture • Project Management
Urban Planning • Product Design

A - 243, OKHLA PHASE - I,
NEW DELHI - 110020 , INDIA
Telephone : +91-11-26816414 / 15
Facsimile : +91-11-26816013
Website : www.nplusu.in
E.Mail : info@nplusu.in

© N+U Design Studio This drawing/design is property of N+U Design Studio, No part of this may be reproduced or implemented in any form without prior permission inwriting from Architects. Any person doing so, shall be liable to criminal prosecution and civil claims for damages.

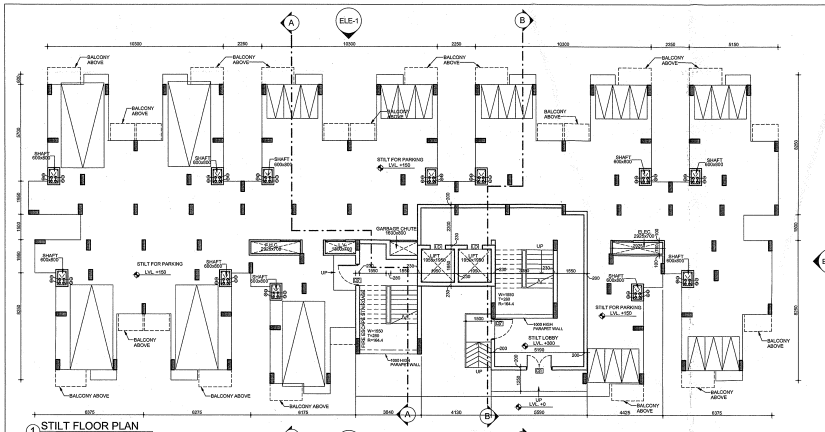

1 STILT FLOOR PLAN
1 : 100

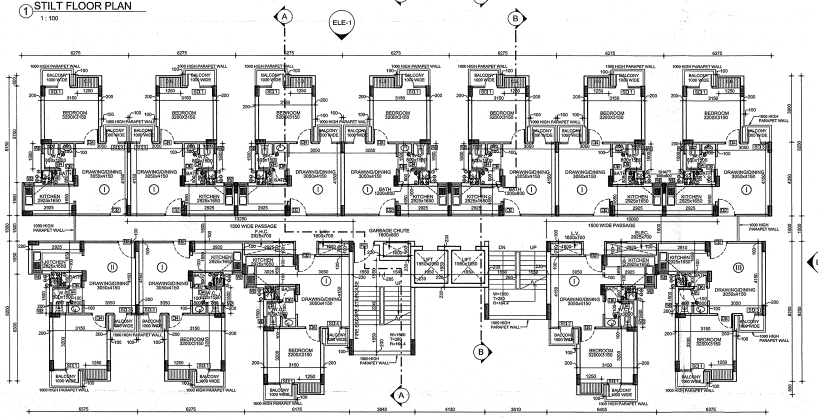

2 1ST TO 4TH FLOOR PLAN
1 : 100

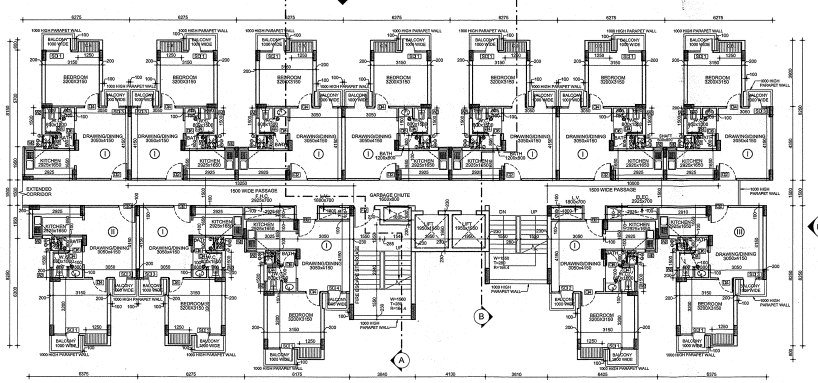

3 5TH FLOOR PLAN
1 : 100

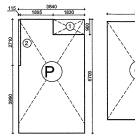

AREA DIAGRAM - MUMTY TERRACE

AREA DETAIL OF MUMTY TERRACE				
= P - (TOTAL OF 1 TO 2)+Q				
= 25.728		1.859		
= 23.769		SQ.M.	+ 22.157 =	45.926
F = 3.840 X		6.700	=	25.728 SQ.M.
DETAILS OF DEDUCTIONS				
1 = 1.830	X	0.900	=	1.647 SQ.M.
2 = 0.115	X	3.710	=	0.312 SQ.M.
TOTAL OF (1 TO 3)			=	1.959 SQ.M.
Q = 3.840	X	5.770	=	22.157 SQ.M.

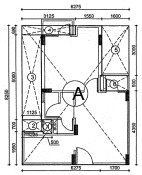

AREA DIAGRAM - UNIT-I

AREA DETAIL OF UNIT PLAN - I				
= A - (TOTAL OF 1 TO 6)				
= 51.769		15.088		
= 36.681		SQ.M.		
A = 6.375 X		8.250	=	51.769 SQ.M.
DETAILS OF DEDUCTIONS				
1 = 0.500	X	0.800	=	0.400 SQ.M.
2 = 0.700	X	1.225	=	0.858 SQ.M.
3 = 1.125	X	5.000	=	5.625 SQ.M.
4 = 0.600	X	3.125	=	1.875 SQ.M.
5 = 3.000	X	1.600	=	4.800 SQ.M.
6 = 0.800	X	1.700	=	1.530 SQ.M.
TOTAL OF (1 TO 6)			=	15.088 SQ.M.

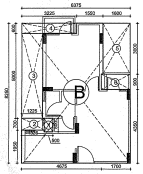

AREA DIAGRAM - UNIT-II

AREA DETAIL OF UNIT PLAN - II				
= B - (TOTAL OF 1 TO 6)				
= 52.594		15.718		
= 36.876		SQ.M.		
B = 6.375 X		8.250	=	52.594 SQ.M.
DETAILS OF DEDUCTIONS				
1 = 0.500	X	0.800	=	0.400 SQ.M.
2 = 0.700	X	1.225	=	0.858 SQ.M.
3 = 1.125	X	5.000	=	5.625 SQ.M.
4 = 0.600	X	3.125	=	1.875 SQ.M.
5 = 3.000	X	1.600	=	4.800 SQ.M.
6 = 0.800	X	1.700	=	1.530 SQ.M.
TOTAL OF (1 TO 6)			=	15.718 SQ.M.

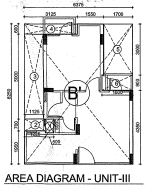

AREA DIAGRAM - UNIT-III

AREA DETAIL OF UNIT PLAN - III				
= B'- (TOTAL OF 1 TO 6)				
= 52.594		15.476		
= 37.116		SQ.M.		
B' = 6.375 X		8.250	=	52.594 SQ.M.
DETAILS OF DEDUCTIONS				
1 = 0.500	X	0.800	=	0.400 SQ.M.
2 = 0.700	X	1.225	=	0.858 SQ.M.
3 = 1.125	X	5.000	=	5.625 SQ.M.
4 = 0.600	X	3.125	=	1.875 SQ.M.
5 = 3.000	X	1.600	=	4.800 SQ.M.
6 = 0.800	X	1.700	=	1.530 SQ.M.
TOTAL OF (1 TO 6)			=	15.476 SQ.M.

AREA DETAIL OF CIRCULATION ON GROUND FLOOR INCLUDING ENTRANCE LOBBY				
= C' - (TOTAL OF 1 TO 3)				
= 97.013		22.697		
= 74.315		SQ.M.		
C' = 9.350 X		9.750	=	97.013 SQ.M.
DETAILS OF DEDUCTIONS				
1 = 4.940	X	4.360	=	21.538 SQ.M.
2 = 2.710	X	0.100	=	0.271 SQ.M.
3 = 1.480	X	0.600	=	0.888 SQ.M.
TOTAL OF (1 TO 3)			=	22.697 SQ.M.

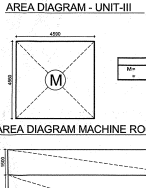

AREA DIAGRAM MACHINE ROOM

AREA DETAIL OF MACHINE ROOM				
M=	4.52 X	4.50		
=	20.3504 SQ.M.			

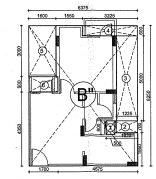

AREA DIAGRAM - UNIT-V

AREA DETAIL OF UNIT PLAN - V				
= B" - (TOTAL OF 1 TO 6)				
= 52.594		15.718		
= 36.876		SQ.M.		
B = 6.375 X		8.250	=	52.594 SQ.M.
DETAILS OF DEDUCTIONS				
1 = 0.500	X	0.800	=	0.400 SQ.M.
2 = 0.700	X	1.225	=	0.858 SQ.M.
3 = 1.125	X	5.000	=	5.625 SQ.M.
4 = 0.600	X	3.125	=	1.875 SQ.M.
5 = 3.000	X	1.600	=	4.800 SQ.M.
6 = 0.900	X	1.700	=	1.530 SQ.M.
TOTAL OF (1 TO 6)			=	15.718 SQ.M.

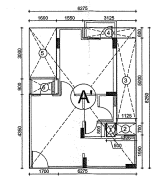

AREA DIAGRAM - UNIT-III

AREA DETAIL OF UNIT PLAN - IV				
= A' - (TOTAL OF 1 TO 6)				
= 51.769		15.088		
= 36.681		SQ.M.		
A = 6.375 X		8.250	=	51.769 SQ.M.
DETAILS OF DEDUCTIONS				
1 = 0.500	X	0.800	=	0.400 SQ.M.
2 = 0.700	X	1.225	=	0.858 SQ.M.
3 = 1.125	X	5.000	=	5.625 SQ.M.
4 = 0.600	X	3.125	=	1.875 SQ.M.
5 = 3.000	X	1.600	=	4.800 SQ.M.
6 = 0.900	X	1.700	=	1.530 SQ.M.
TOTAL OF (1 TO 6)			=	15.088 SQ.M.



AREA DIAGRAM - UNIT-VI

AREA DETAIL OF UNIT PLAN - VI				
= B"- (TOTAL OF 1 TO 6)				
= 52.594		15.476		
= 37.116		SQ.M.		
B' = 6.375 X		8.250	=	52.594 SQ.M.
DETAILS OF DEDUCTIONS				
1 = 0.500	X	0.800	=	0.400 SQ.M.
2 = 0.700	X	1.225	=	0.858 SQ.M.
3 = 1.125	X	5.000	=	5.625 SQ.M.
4 = 0.600	X	3.125	=	1.875 SQ.M.
5 = 3.000	X	1.700	=	5.100 SQ.M.
6 = 1.800	X	0.900	=	1.620 SQ.M.
TOTAL OF (1 TO 6)			=	15.478 SQ.M.

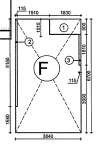

AREA DIAGRAM - FIRE ESCAPE STAIRCASE

AREA DETAIL OF FIRE STAIRCASE							
= F - (DEDUCTIONS)							
= 25.728	-	2.447					
= 23.281		SQ.M.					
F = 6.700 X		3.840				=	25.728 SQ.M.
DETAILS OF DEDUCTIONS							
1 = 1.830	X	0.900	X	1		=	1.647 SQ.M.
2 = 0.115	X	1.810	X	1	=	0.208	SQ.M.
3 = 0.115	X	5.150	X	1	=	0.592	SQ.M.
TOTAL OF (1 TO 3)					=	2.447	SQ.M.

AREA DIAGRAM - LIFT WELL

AREA DETAIL OF LIFT WELL					
LL = 1.955	X	1.900	X	2 =	7.685 SQ.M.
TOTAL				=	7.685 SQ.M.

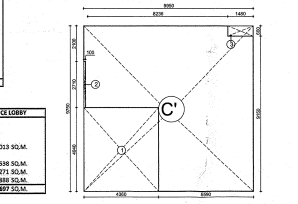

AREA DIAGRAM - GROUND FLOOR CIRCULATION

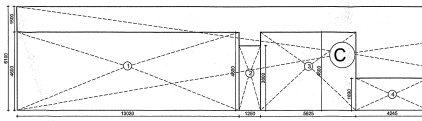

AREA DIAGRAM - LEFT SIDE CONNECTING CORRIDOR

AREA DETAIL OF EXTRA CIRCULATION ON 5th & 10th FL							
TOTAL OF 8nos	=	4.536	x	2.85	=	7.388	
X (LEFT SIDE CONNECTION)	=	3.025	x	1.5	=	4.538	
Y (RIGHT SIDE CONNECTION)	=	1.5	x	1.5	=	2.25	

AREA DIAGRAM - TYPICAL CIRCULATION

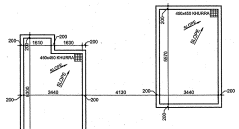

4 MUMTY TERRACE
1 : 100

AREA SUMMARY TOWER D,J,L			
1 COVERED AREA ON GROUND FLOOR UNDER TOWER -TOWER D,J,L	=	600.308	SQ.M.
= (I)(X10+(II)+(III)+(IV)+TYPICAL FLOOR CIRCULATION AREA+CONNECTION AREA			
= 36.681 x 10 + 36.876 + 37.11625 + 4.538			
= 440.175 + 36.876 + 37.11625 + 81.60295 + 4.538			
= 600.308			
COVERED AREA ON GROUND FLOOR AS/F.A.R CALCULATION UNDER	=	74.315	SQ.M.
2 TOWER -D,J,L			
= GROUND FLOOR CIRCULATION AREA & ENTRANCE LOBBY			
= 74.3151			
= 74.315			
3 COVERED AREA ON 1ST TO 4TH FLOOR -TOWER D,J,L	=	522.408	SQ.M.
= (I)(X10+(II)+(III)+(IV)+TYPICAL FLOOR CIRCULATION AREA			
= 36.681 X 10 + 36.876 + 37.116 + 81.603			
= 366.813 + 36.876 + 37.116 + 81.603			
= 522.408			
4 COVERED AREA ON TYPICAL 5TH -TOWER D,J,L	=	526.946	SQ.M.
= (I)(X10+(II)+(III)+(IV)+TYPICAL FLOOR CIRCULATION AREA+ AREA OF CONNCTING CORRIDORS ON LEFT SIDE(N)			
= 36.681 X 10 + 36.876 + 37.116 + 81.603 + 4.538			
= 366.813 + 36.876 + 37.116 + 81.603 + 4.538			
= 526.946			
5 COVERED AREA ON TYPICAL 6TH TO 8TH -TOWER D,J,L	=	522.408	SQ.M.
= (I)(X9+(II)+(III)+(IV)+(V)+TYPICAL FLOOR CIRCULATION AREA			
= 36.681 X 9 + 37.116 + 36.681 + 36.876 + 81.603			
= 330.131 + 37.116 + 36.681 + 36.876 + 81.603			
= 522.408			
6 COVERED AREA ON TYPICAL 9TH -TOWER D,J,L	=	522.408	SQ.M.
= (I)(X5+(II)+(III)+(IV)(X4+(V)+TYPICAL FLOOR CIRCULATION AREA			
= 36.681 X 5 + 37.116 + 183.406 + 36.876 + 81.603			
= 183.406 + 37.116 + 183.406 + 36.876 + 81.603			
= 522.408			
7 COVERED AREA ON TYPICAL 10TH -TOWER D,J,L	=	526.946	SQ.M.
= (I)(X5+(II)+(III)+(IV)(X4+(V)+TYPICAL FLOOR CIRCULATION AREA+ AREA OF CONNCTING CORRIDORS ON LEFT SIDE(N)			
= 36.681 X 5 + 37.116 + 183.406 + 36.876 + 81.603 + 4.538			
= 183.406 + 37.116 + 183.406 + 36.876 + 81.603 + 4.538			
= 526.946			
8 COVERED AREA ON TYPICAL 11TH&12TH -TOWER D,J,L	=	522.408	SQ.M.
= (I)(X=(II)+(III)+(IV)(X=(V)+TYPICAL FLOOR CIRCULATION AREA			
= 36.681 X 2 + 37.116 + 293.450 + 36.876 + 81.603			
= 73.363 + 37.116 + 293.450 + 36.876 + 81.603			
= 522.408			
9 COVERED AREA ON TYPICAL 13&14TH -TOWER D,J,L	=	522.408	SQ.M.
= (IV)X10+(V)+(VI)+TYPICAL FLOOR CIRCULATION AREA			
= 36.681 X 10 + 36.876 + 37.116 + 81.603			
= 366.813 + 36.876 + 37.116 + 81.603			
= 522.408			
10 TOTAL COVERED AREA ON ALL FLOORS -TOWER D,J,L	=	7923.096	SQ.M.
= 1+(3X4)+(4)+(5X3)+(6)+(7)+(8X2)+(9X2)			
= 600.308 + 2089.632 + 526.946 + 1567.224 + 522.408 + 526.946 + 1044.816 + 1044.816			
= 7923.096			
11 COVERED AREA ON STILT FOR PARKING	=	525.993	SQ.M.
= COVERED AREA ON GROUND FLOOR-(AREA OF GROUND FLOOR UNITS+CIRCULATION+ENTRANCE LOBBY)			
= 600.308 - 74.315			
= 525.993			
12 TOTAL COVERED AREA ON ALL FLOORS AS/F.A.R. CALCULATION UNDER -TOWER D,J,L	=	7397.102	SQ.M.
= 10 - 11			
= 7923.096 - 525.993			
= 7397.102			

NOTES:
1. ALL DIMENSIONS ARE IN MILLIMETRES UNLESS NOTED OTHERWISE
2. WRITTEN DIMENSIONS ARE TO BE FOLLOWED, DRAWINGS ARE NOT BE SCALED
3. ANY DISCREPANCY IN THE DRAWINGS SHALL BE BROUGHT TO THE NOTICE OF THE ARCHITECTS
4. THIS DRAWING SHALL BE READ IN CONJUNCTION WITH OTHER RELEVANT DRAWINGS.

DOOR SCHEDULE							
Sr. No.	TYPE	SIZE WIDTH	SIZE HEIGHT	SILL LVL	LIN. LVL	TENTATIVE LOCATION	MATERIAL
01	D1	1500	2285	00	2285	LOBBY	UPVC
02	D2	1050	2285	00	2285	MAIN ENTRY	PANELED
03	D4	900	2285	00	2285	BEDROOM	SKIN MOULDED
04	D6	800	2285	00	2285	BEDROOM	SKIN MOULDED
05	D7	1250	2285	00	2285	STAIRCASE	ASI SPEC.
06	FD	1250	2285	00	2285	STAIRCASE	ASISPEC.
07	LD	900	2100	00	2100	LIFT	ASI SPEC.

WINDOWS SCHEDULE							
Sr. No.	TYPE	SIZE WIDTH	SIZE HEIGHT	SILL LVL	LIN. LVL	TENTATIVE LOCATION	MATERIAL
01	W1	450	1235	1050	2285	TOILET(Typical)	UPVC
02	W2	600	1235	1050	2285	KITCHEN	UPVC

DOOR WINDOWS SCHEDULE							
Sr. No.	TYPE	SIZE WIDTH	SIZE HEIGHT	SILL LVL	LIN. LVL	TENTATIVE LOCATION	MATERIAL
01	SD 1	1500	2285	00/100	2285	BEDROOM TO BALCONY	UPVC
02	SD 2	1300	2285	00/100	2285	BEDROOM TO BALCONY	UPVC
03	SD 3	1200	2285	00/100	2285	DINING/DRAWING TO BALCONY	UPVC
04	SD 4	1100	2285	00/100	2285	DINING/DRAWING TO BALCONY	UPVC

S.NO.	DESCRIPTION	SYMBOL
1.	100Ø CI SOIL & VENT PIPE	1
2.	100Ø CI WASTE PIPE	2
3.	COLD WATER PIPE	3
4.	150Ø RAIN WATER PIPE	4
5.	FLOOR TRAP	FT
6.	FLOOR DRAIN	FD
7.	DRAIN POINT	DP

Job Title :
PROPOSED GROUP HOUSING SHAHPUR-BAMHETA,GHAZIABAD (UP) ON KHASRA NO.:- 2243, 2244, 2246, 2247, 2375, 2377, 2378, 2379, 2380, 2381, 2382, 2383, 2384, 2385, 2388, 2396, 2399, 2400, 2401, 2402, 2403, 2406, 2407, 2410, 2411, 2422

Owner :
UTILITY ESTATE PVT. LTD. & OTHERS
G - 79, PREET VIHAR, DELHI-110092

DRAWING TITLE: PLANS (TOWER D,J&L)

ARCHITECT: N+U Design Studio, Kelan Hingorjiwar, Architect, CA/2008/37535

OWNER: For Utility Estates Private Limited, Authorised Signatory

SCALE: 1:100

DWG. NO. SUB/DJL/01 23

PROJECT TEAM: NUPC

DATE: 2014

NORTH:

N+U DESIGN STUDIO
Architecture • Project Management
Urban Planning • Product Design

A - 24/2, OKHLA PHASE - I, NEW DELHI - 110020 , INDIA
Telephone: +91-11-26818414 / 15
Facsimile: +91-11-26818013
Website: www.nplusu.in
E.Mail: info@nplusu.in

For Keen Associates Pvt. Ltd.
H.No. 1st Floor, 123 Bank Commercial Area, ... 03
Authorised Signatory

© N+U Design Studio This drawing/design is property of N+U Design Studio, No part of this may be reproduced or implemented in any form without prior permission inwriting from Architects. Any person doing so, shall be liable to criminal prosecution and civil claims for damages.

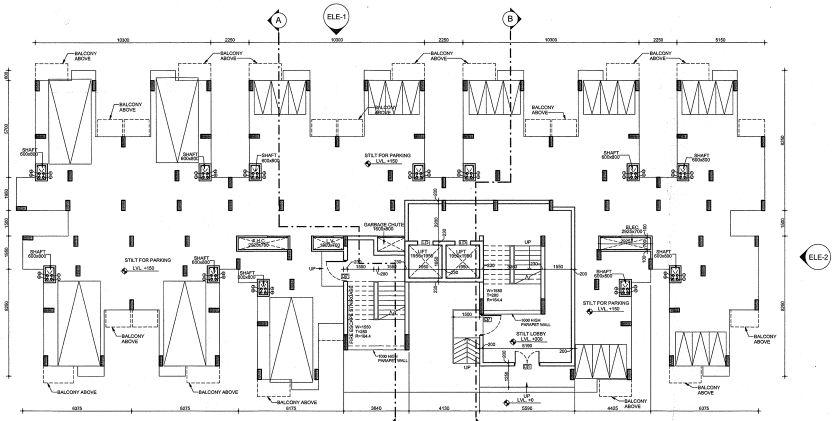

1 STILT FLOOR PLAN
1 : 100

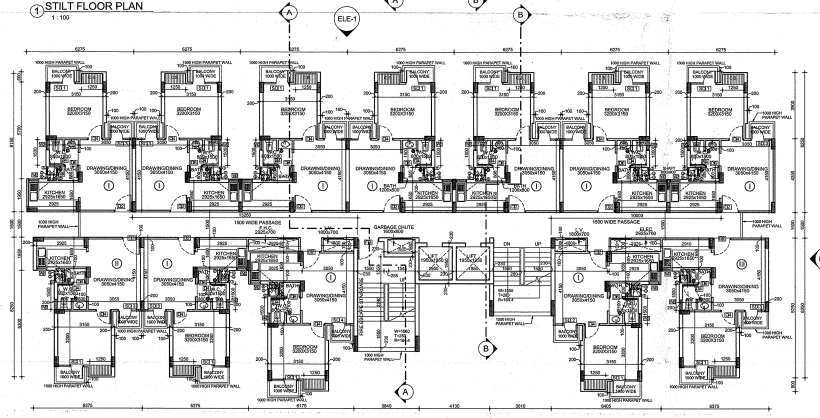

2 1ST TO 4TH FLOOR PLAN
1 : 100

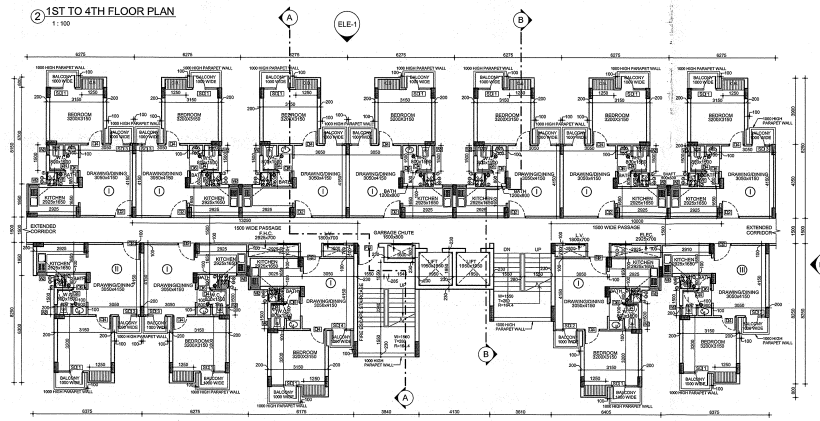

3 5TH FLOOR PLAN
1 : 100

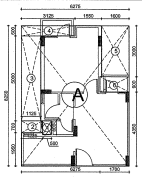

AREA DIAGRAM - UNIT-I

AREA DETAIL OF UNIT PLAN - I					
= A - (TOTAL OF 1 TO 6)					
= 51.769 -	15.088				
= 36.681	SQ.M.				
A = 6.375 X	8.250		=	51.769 SQ.M.	
DETAILS OF DEDUCTIONS					
1 = 0.500	X	0.800		=	0.400 SQ.M.
2 = 0.700	X	1.225		=	0.858 SQ.M.
3 = 1.125	X	5.000		=	5.625 SQ.M.
4 = 0.600	X	3.125		=	1.875 SQ.M.
5 = 3.000	X	1.600		=	4.800 SQ.M.
6 = 0.900	X	1.700		=	1.530 SQ.M.
TOTAL OF (1 TO 6)				=	15.088 SQ.M.

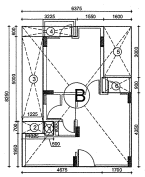

AREA DIAGRAM - UNIT-II

AREA DETAIL OF UNIT PLAN - II					
= B - (TOTAL OF 1 TO 6)					
= 52.594 -	15.718				
= 36.876	SQ.M.				
B = 6.375 X	8.250		=	52.594 SQ.M.	
DETAILS OF DEDUCTIONS					
1 = 0.500	X	0.800		=	0.400 SQ.M.
2 = 0.700	X	1.325		=	0.928 SQ.M.
3 = 1.125	X	5.500		=	6.125 SQ.M.
4 = 0.600	X	3.125		=	1.875 SQ.M.
5 = 3.000	X	1.600		=	4.800 SQ.M.
6 = 0.900	X	1.700		=	1.530 SQ.M.
TOTAL OF (1 TO 6)				=	15.718 SQ.M.

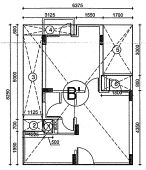

AREA DIAGRAM - UNIT-III

AREA DETAIL OF UNIT PLAN - III					
= B' - (TOTAL OF 1 TO 6)					
= 52.594 -	15.478				
= 37.116	SQ.M.				
B' = 6.375 X	8.250		=	52.594 SQ.M.	
DETAILS OF DEFUCTIONS					
1 = 0.500	X	0.800		=	0.400 SQ.M.
2 = 0.700	X	1.225		=	0.858 SQ.M.
3 = 1.125	X	5.000		=	5.625 SQ.M.
4 = 0.600	X	3.125		=	1.875 SQ.M.
5 = 3.000	X	1.700		=	5.100 SQ.M.
6 = 1.800	X	0.900		=	1.620 SQ.M.
TOTAL OF (1 TO 6)				=	15.478 SQ.M.

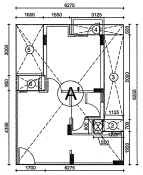

AREA DIAGRAM - UNIT-IV

AREA DETAIL OF UNIT PLAN - IV					
= A' - (TOTAL OF 1 TO 6)					
= 51.769 -	15.088				
= 36.681	SQ.M.				
A = 6.375 X	8.250		=	51.769 SQ.M.	
DETAILS OF DEDUCTIONS					
1 = 0.500	X	0.800		=	0.400 SQ.M.
2 = 0.700	X	1.225		=	0.858 SQ.M.
3 = 1.125	X	5.000		=	5.625 SQ.M.
4 = 0.600	X	3.125		=	1.875 SQ.M.
5 = 3.000	X	1.600		=	4.800 SQ.M.
6 = 0.900	X	1.700		=	1.530 SQ.M.
TOTAL OF (1 TO 6)				=	15.088 SQ.M.

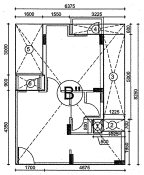

AREA DIAGRAM - UNIT-V

AREA DETAIL OF UNIT PLAN - V					
= B' - (TOTAL OF 1 TO 6)					
= 52.594 -	15.718				
= 36.876	SQ.M.				
B = 6.375 X	8.250		=	52.594 SQ.M.	
DETAILS OF DEDUCTIONS					
1 = 0.500	X	0.800		=	0.400 SQ.M.
2 = 0.700	X	1.325		=	0.928 SQ.M.
3 = 1.125	X	5.000		=	6.125 SQ.M.
4 = 0.600	X	3.125		=	1.875 SQ.M.
5 = 3.000	X	1.600		=	4.800 SQ.M.
6 = 0.900	X	1.700		=	1.530 SQ.M.
TOTAL OF (1 TO 6)				=	15.718 SQ.M.

AREA DETAIL OF LIFT WELL					
L1 = 1.950	X	1.950	X	2	= 7.605 SQ.M.
TOTAL					= 7.605 SQ.M.

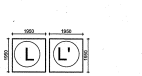

AREA DIAGRAM - LIFT WELL

AREA DETAIL OF CIRCULATION ON TYPICAL FLOOR					
= C - (TOTAL OF 1 TO 7) - LIFT WELL AREA					
= 237.500 -	148.692	7.605			
= 81.603	SQ.M.				
C = 39.000 X	6.100		=	237.900 SQ.M.	
DETAILS OF DEDUCTIONS					
1 = 4.600	X	13.000		=	59.892 SQ.M.
2 = 3.800	X	1.250		=	4.750 SQ.M.
3 = 5.625	X	4.600		=	25.875 SQ.M.
4 = 4.245	X	1.890		=	8.023 SQ.M.
5 = 2.000	X	4.600		=	9.200 SQ.M.
6 = 1.250	X	3.800		=	4.750 SQ.M.
7 = 7.670	X	4.600		=	35.282 SQ.M.
TOTAL OF (1 TO 7)				=	148.692 SQ.M.

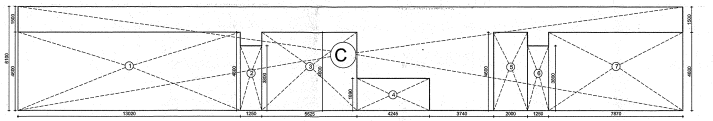

AREA DIAGRAM - TYPICAL CIRCULATION

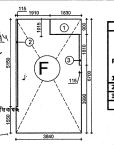

AREA DIAGRAM - FIRE ESCAPE STAIRCASE

AREA DETAIL OF FIRE STAIRCASE					
= F - (DEDUCTIONS)					
= 25.728 -	2.447				
= 23.281	SQ.M.				
F = 6.700 X	3.841		=	25.728 SQ.M.	
DETAILS OF DEDUCTIONS					
1 = 1.830	X	0.900	X 1	=	1.647 SQ.M.
2 = 0.115	X	1.830	X 1	=	0.210 SQ.M.
3 = 0.115	X	5.150	X 1	=	0.592 SQ.M.
TOTAL OF (1 TO 3)				=	2.447 SQ.M.

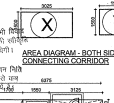

AREA DIAGRAM - BOTH SIDE CONNECTING CORRIDOR

AREA DETAIL OF EXTRA CIRCULATION ON 5th & 10th FL.					
TOTAL OF X+Y	=	4.535	+ 2.85	=	7.385
X (LEFT SIDE CONNECTION)	=	3.021	+ 1.5	=	4.521
Y (RIGHT SIDE CONNECTION)	=	1.9	X 1.5	=	2.85

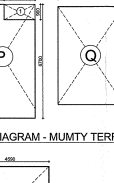

AREA DIAGRAM - UNIT-VI

AREA DETAIL OF UNIT PLAN - VI					
= B'' - (TOTAL OF 1 TO 6)					
= 52.594 -	15.478				
= 37.116	SQ.M.				
B'' = 6.375 X	8.250		=	52.594 SQ.M.	
DETAILS OF DEDUCTIONS					
1 = 0.500	X	0.800		=	0.400 SQ.M.
2 = 0.700	X	1.225		=	0.858 SQ.M.
3 = 1.125	X	5.000		=	5.625 SQ.M.
4 = 0.600	X	3.125		=	1.875 SQ.M.
5 = 3.000	X	1.700		=	5.100 SQ.M.
6 = 1.800	X	0.900		=	1.620 SQ.M.
TOTAL OF (1 TO 6)				=	15.478 SQ.M.



AREA DIAGRAM - MUMTY TERRACE

AREA DETAIL OF MUMTY TERRACE					
= P - (TOTAL OF 1 TO 2)+Q					
= 23.728 -	1.959				
= 21.769	SQ.M. +	22.157 =	45.926		
P = 3.640 X	6.700		=	25.728 SQ.M.	
DETAILS OF DEDUCTIONS					
1 = 1.830	X	0.900		=	1.647 SQ.M.
2 = 0.115	X	2.710		=	0.312 SQ.M.
TOTAL OF (1 TO 3)				=	1.959 SQ.M.
Q = 3.640	X	5.770		=	22.157 SQ.M.

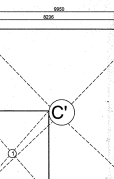

AREA DIAGRAM MACHINE ROOM

AREA DETAIL OF MACHINE ROOM			
M =	4.53 X	4.56	
=	20.6904 SQ.M.		



AREA DIAGRAM - GROUND FLOOR CIRCULATION

AREA DETAIL OF CIRCULATION ON GROUND FLOOR INCLUDING ENTRANCE LOBBY					
= C' - (TOTAL OF 1 TO 3)					
= 97.013 -	22.697				
= 74.315	SQ.M.				
C' = 9.850 X	9.750		=	97.013 SQ.M.	
DETAILS OF DEDUCTIONS					
1 = 4.940	X	4.360		=	21.538 SQ.M.
2 = 2.710	X	0.100		=	0.271 SQ.M.
3 = 1.480	X	0.600		=	0.888 SQ.M.
TOTAL OF (1 TO 3)				=	22.697 SQ.M.

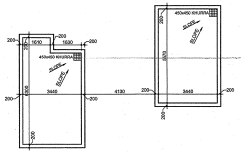

5 MUMTY TERRACE
1 : 100

NOTES:
1. ALL DIMENSIONS ARE IN MILLIMETERS UNLESS NOTED OTHERWISE.
2. WRITTEN DIMENSIONS ARE TO BE FOLLOWED. DRAWINGS ARE NOT BE SCALED.
3. ANY DISCREPANCY IN THE DRAWINGS SHALL BE BROUGHT TO THE NOTICE OF THE ARCHITECTS.
4. THIS DRAWING SHALL BE READ IN CONJUNCTION WITH OTHER RELEVANT DRAWINGS.

DOOR SCHEDULE							
Sr. No.	TYPE	SIZE WIDTH	SIZE HEIGHT	SILL LVL.	LIN. LVL.	TENTATIVE LOCATION	MATERIAL
01	D1	1500	2285	00	2285	LOBBY	UPVC
02	D2	1050	2285	00	2285	MAIN ENTRY	PANELED
03	D4	900	2285	00	2285	BEDROOM	SKIN MOULDED
04	D6	800	2285	00	2285	BEDROOM	SKIN MOULDED
05	D7	1250	2285	00	2285	STAIRCASE	AS/ SPEC.
06	FD	1250	2285	00	2285	STAIRCASE	AS/SPEC.
07	LD	900	2100	00	2100	LIFT	AS/ SPEC.

WINDOWS SCHEDULE							
Sr. No.	TYPE	SIZE WIDTH	SIZE HEIGHT	SILL LVL.	LIN LVL.	TENTATIVE LOCATION	MATERIAL
01	W1	450	1235	1050	2285	TOILET	UPVC
02	W2	600	1235	1050	2285	KITCHEN	UPVC

DOOR WINDOWS SCHEDULE							
Sr. No.	TYPE	SIZE WIDTH	SIZE HEIGHT	SILL LVL.	LIN LVL.	TENTATIVE LOCATION	MATERIAL
01	SD 1	1500	2285	00/100	2285	BEDROOM TO BALCONY	UPVC
02	SD 2	1300	2285	00/100	2285	BEDROOM TO BALCONY	UPVC
03	SD 3	1200	2285	00/100	2285	DINING/DRAWING TO BALCONY	UPVC
04	SD 4	1100	2285	00/100	2285	DINING/DRAWING TO BALCONY	UPVC

S.NO.	DESCRIPTION	SYMBOL
1.	100Ø CI SOIL & VENT PIPE	V
2.	100Ø CI WASTE PIPE	W
3.	COLD WATER PIPE	C
4.	100Ø RAIN WATER PIPE	R
5.	FLOOR TRAP	FT
6.	FLOOR DRAIN	FD
7.	DRAIN POINT	DP

AREA SUMMARY TOWER H&M				
1 COVERED AREA ON GROUND FLOOR UNDER TOWER -TOWER H&M			= 603.158	SQ.M.
= (((X1X=(II)+(III)+TYPICAL FLOOR CIRCULATION AREA+CONNECTION AREA				
= 36.681 X 10 + 36.876 + 37.11625 + 7.388				
= 440.175 + 36.876 + 37.11625 + 81.60295 + 7.388				
= 603.158				
COVERED AREA ON GROUND FLOOR AS/F.A.R CALCULATION UNDER 2 TOWER -H&M			= 74.315	SQ.M.
= GROUND FLOOR CIRCULATION AREA & ENTRANCE LOBBY				
= 74.3151				
= 74.315				
3 COVERED AREA ON 1ST TO 4TH FLOOR -TOWER H&M			= 522.408	SQ.M.
= (((X1X=(II)+(III)+TYPICAL FLOOR CIRCULATION AREA				
= 36.681 X 10 + 36.876 + 37.116 + 81.603				
= 366.813 + 36.876 + 37.116 + 81.603				
= 522.408				
4 COVERED AREA ON TYPICAL 5TH -TOWER H&M			= 529.796	SQ.M.
= (((X1X=(II)+(III)+(IV)+TYPICAL FLOOR CIRCULATION AREA+ AREA OF CONNCTING CORRIDORS ON LEFT SIDE(★★Y)				
= 36.681 X 10 + 36.876 + 37.116 + 81.603 + 7.388				
= 366.813 + 36.876 + 37.116 + 81.603 + 7.388				
= 529.796				
5 COVERED AREA ON TYPICAL 6TH TO 8TH -TOWER H&M			= 522.408	SQ.M.
= (((X9=(II)+(IV)+(V)+TYPICAL FLOOR CIRCULATION AREA				
= 36.681 X 9 + 37.116 + 36.681 + 36.876 + 81.603				
= 330.131 + 37.116 + 36.681 + 36.876 + 81.603				
= 522.408				
6 COVERED AREA ON TYPICAL 9TH -TOWER H&M			= 522.408	SQ.M.
= (((X5=(II)+(IV)(X5=(V)+TYPICAL FLOOR CIRCULATION AREA				
= 36.681 X 5 + 37.116 + 183.406 + 36.876 + 81.603				
= 183.406 + 37.116 + 183.406 + 36.876 + 81.603				
= 522.408				
7 COVERED AREA ON TYPICAL 10TH -TOWER H&M			= 529.796	SQ.M.
= (((X5=(II)+(IV)(X5=(V)+TYPICAL FLOOR CIRCULATION AREA+ AREA OF CONNCTING CORRIDORS ON LEFT SIDE(★★Y)				
= 36.681 X 5 + 37.116 + 183.406 + 36.876 + 81.603 + 7.388				
= 183.406 + 37.116 + 183.406 + 36.876 + 81.603 + 7.388				
= 529.796				
8 COVERED AREA ON TYPICAL 11TH&12TH -TOWER H&M			= 522.408	SQ.M.
= (((X2=(II)+(IV)(X2=(V)+TYPICAL FLOOR CIRCULATION AREA				
= 36.681 X 2 + 37.116 + 293.450 + 36.876 + 81.603				
= 73.363 + 37.116 + 293.450 + 36.876 + 81.603				
= 522.408				
9 COVERED AREA ON TYPICAL 13&14TH -TOWER H&M			= 522.408	SQ.M.
= (IV)X1=(V)+(VI)+TYPICAL FLOOR CIRCULATION AREA				
= 36.681 X 10 + 36.876 + 37.116 + 81.603				
= 366.813 + 36.876 + 37.116 + 81.603				
= 522.408				
10 TOTAL COVERED AREA ON ALL FLOORS -TOWER H&M			= 7931.646	SQ.M.
= 1+(3X4)+(4)+(5X3)+(6)+(7)+(8X2)+(9X2)				
= 603.158 + 2089.632 + 529.796 + 1567.224 + 522.408 + 529.796 + 1044.816				
= 1044.816				
= 7931.646				
11 COVERED AREA ON STILT FOR PARKING			= 528.843	SQ.M.
= COVERED AREA ON GROUND FLOOR (AREA OF GROUND FLOOR UNITS+CIRCULATION+ENTRANCE LOBBY)				
= 603.158 - 74.315				
= 528.843				
12 TOTAL COVERED AREA ON ALL FLOORS AS/F.A.R. CALCULATION UNDER -TOWER H,M			= 7402.802	SQ.M.
10 - 11				
= 7931.646 - 528.843				
= 7402.802				

For Keen Associates Pvt. Ltd.
H-53, 1st Floor, Opp. [illegible]
Commercial Area, Sector-63
Noida-201301, U.P.

Job Title :
PROPOSED GROUP HOUSING SHAHPUR-BAMHETA,GHAZIABAD (UP) ON KHASRA NO.:- 2243, 2244, 2246, 2247, 2375, 2377, 2378, 2379, 2380, 2381, 2382, 2383, 2384, 2385, 2388, 2396, 2399, 2400, 2401, 2402, 2403, 2406, 2407, 2410, 2411, 2422

Owner :
UTILITY ESTATE PVT. LTD. & OTHERS
G - 79, PREET VIHAR, DELHI-110092

DRAWING TITLE: PLANS (TOWER H&M)

ARCHITECT: For N+U Design Studio, Kirtan Hingwalkar, Architect, CA/2003/37535

OWNER: For Utility Estates Private Limited, Authorised Signatory

SCALE: 1:100

DWG. NO. SUB/HM/01 44

PROJECT TEAM: NUPC

DATE: 2014

NORTH:

N + U DESIGN STUDIO
Architecture • Project Management
Urban Planning • Product Design

A - 243, OKHLA PHASE - I, NEW DELHI - 110020 , INDIA
Telephone : +91-11-26816414 / 15
Facsimile : +91-11-26816013
Website : www.nplusu.in
E.Mail : info@nplusu.in

© N+U Design Studio This drawing/design is property of N+U Design Studio, No part of this may be reproduced or implemented in any form without prior permission inwriting from Architects. Any person doing so, shall be liable to criminal prosecution and civil claims for damages.