PLOT AREA CALCULATION

			UNIT
PLOT AREA (Sqm)		20000.000	SQMT
Main FAR @ 3.5	3.50	70000.000	SQMT
Permissible Commercial FAR @ 1% of MAIN FAR	0.01	700.000	SQMT
NET PERMISSIBLE RESIDENTIAL FAR		69300.000	SQMT
PERMISSIBLE GROUND COVERAGE (35% OF PLOT)	0.35	7000.000	SQMT
PERMISSIBLE DENSITY @ 2100 PPH		2100.000	PPH
Permissible No of Persons @4.5 Persons Per Unit		4200.000	NO'S
PERMISSIBLE ANCILLARY AREA (15% OF 3.5 FAR)	0.15	10500.000	SQMT
PROPOSED RESIDENTIAL FAR		32879.059	SQMT
PROPOSED GROUND COVERAGE		2844.092	SQMT
PROPOSED ANCILLARY AREA		5327.903	SQMT
PROPOSED COMMERCIAL FAR		699.155	SQMT
PROPOSED POPULATION		1728.000	NO'S

PLOT 3C (ALL AREAS ARE IN SQMT)

TOTAL RESIDENTIAL FAR	TOTAL COMMERCIAL FAR	TOTAL NON FAR	TOTAL 15% FAR	TOTAL BUILT UP AREA
32,879.059	699.155	15,778.640	5,327.903	54,684.757

FUSION HOUSING, GREATER NOIDA

RERA CARPET AREA OF UNITS

UNIT TYPE	RERA CARPET AREA SQMT	RERA CARPET AREA SQFT
TYPE 2A	53.850	579.638
TYPE 2A (RF)	44.779	482.004
TYPE 3A	59.941	645.206
TYPE 3B	59.892	644.672
TYPE 3B (RF)	46.581	501.401
TYPE 3D	77.103	829.936
TYPE 4A	98.820	1063.696
TYPE 4A (RF)	81.829	880.807

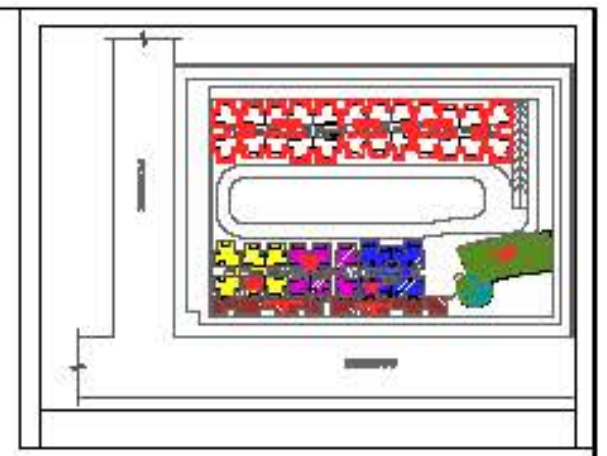

ANCILLARY AREA CHART

(Fire stair case, Lift Lobby, Lift Shaft & Fire, L.V. & Electrical Shafts) + (Visitors & H. Toilet)

Floors	TOWER C	TOWER B	TOWER A	COMMUNITY	S.T.P.	U.G. Tank & Pump room	Watchman Shelter	L.T Panel Room	Solid Waste Plant	Visitors Toilet	10M Staircase	Total Ancillary Area of Plot
	/ TOWER	/ TOWER	/ TOWER									
Basement Floor	10.397	9.675	12.772									32.844
Podium/Stilt Floor	18.230	17.842	17.386	49.835								135.484
First Floor	81.236	55.037	52.945	32.367								201.054
Second Floor	81.236	55.037	52.945	4.526								173.211
Third Floor	81.236	55.037	52.945									188.687
Fourth Floor	81.236	55.037	52.945									188.687
Fifth Floor	81.236	55.037	52.945									188.687
Sixth Floor	81.236	55.037	52.945									188.687
Seventh Floor	81.236	55.037	52.945									188.687
Eighth Floor	81.236	55.037	52.945									188.687
Ninth Floor	81.236	55.037	52.945									188.687
Tenth Floor	81.236	55.037	52.945									188.687
Eleventh Floor	81.236	55.037	52.945									188.687
Twelfth Floor	81.236	55.037	52.945									188.687
Thirteenth Floor	81.236	55.037	52.945									188.687
Fourteenth Floor	81.236	55.037	52.945									188.687
Fifteenth Floor	81.236	55.037	52.945									188.687
Sixteenth Floor	81.236	55.037	52.945									188.687
Seventeenth Floor	81.236	55.037	52.945									188.687
Eighteenth Floor	81.236	55.037	52.945									188.687
Nineteenth Floor	80.836	55.037	52.945									188.687
Twentieth Floor	81.236	55.037	52.945									188.687
Twenty first Floor	81.236	55.037	52.945									188.687
Twenty Second Floor	81.236	55.037	52.945									188.687
Twenty Third Floor	81.236	55.037	52.945									188.687
Twenty Fourth Floor	81.236	55.037	52.945									188.687
Terrace/Mumty/OHT	37.922	37.922	37.932									113.776
STP					212.081							212.081
UG Tank & Pump Room						268.168						268.168
Watchman Shelter / Security Cabin							21.235					21.235
LT Panel Room								149.488				149.488
Solid Waste Plant									30.072			30.072
Visitors Toilet (Stilt+Commercial)										60.957		60.957
10M Staircase											24.515	24.515
Refuge Area	75.622	17.553	11.698									98.873
Total Area	1864.811	1413.099	1307.791	82.631	212.081	268.168	21.235	149.488	30.072	60.957	24.515	5327.903

Tower Floorwise Area Details

	FAR Tower C	FAR Tower B	FAR Tower A	FAR Meter Room	FAR Community	FAR Total	FAR Commercial	NON FAR Tower C	NON FAR Tower B	NON FAR Tower A	NON FAR Basement	NON FAR Podium (Non Tower)	TOTAL NON FAR
NO. OF TOWERS								1	1	1			
TOTAL	16802.373	9740.167	10032.171	53.346	1561.008	32079.059	699.155	[illegible]	[illegible]	[illegible]	[illegible]	[illegible]	[illegible]

TOWER C

	NO. OF TOWER	3BHK + 2T (TYPE 3A)	3BHK + 2T (TYPE 3A)	3BHK + 2T (TYPE 3B)	3BHK + 2T (TYPE 3B)	3BHK + 2T (TYPE 3B(RF))	2BHT + 2T (TYPE 2D)	2BHT + 2T (TYPE 2D)	Balcony in F.A.R.	Circulation / Core FAR	SINGLE TOWER FAR	Cupboard Area (Ancillary area)	Ground Coverage of one tower	Fire stair (Ancillary area)	Stilt Area (Non FAR)	M.R. mumty (Ancillary area)	Fire Ele. & L.V. Shafts & Cutouts (Ancillary area)	Lift Lobby area (Ancillary area)	LIFT SHAFT (Ancillary area)	Total Ancillary area of Tower	No. of units / Floor / Tower
Total Per Tower	[illegible]	[illegible]	[illegible]	[illegible]	[illegible]	[illegible]	[illegible]	[illegible]	[illegible]	[illegible]	[illegible]	[illegible]	[illegible]	[illegible]	[illegible]	[illegible]	[illegible]	[illegible]	[illegible]	[illegible]	[illegible]

TOWER B

	NO. OF TOWER	3BHK + 2T (TYPE 3A)	3BHK + 2T (TYPE 3A)	3BHK + 2T (TYPE 3A)	3BHK + 2T (TYPE 3A)	2BHT + 2T (TYPE 2A)	2BHT + 2T (TYPE 2A)	1BHT + 1T (TYPE 2A(RF))	Balcony in F.A.R.	Circulation / Core FAR	SINGLE TOWER FAR	Cupboard Area (Ancillary area)	Ground Coverage of one tower	Fire stair (Ancillary area)	Stilt Area (Non FAR)	M.R. mumty (Ancillary area)	Fire Ele. & L.V. Shafts (Ancillary area)	Lift Lobby area (Ancillary area)	LIFT SHAFT (Ancillary area)	Total Ancillary area of Tower	No. of units / Floor / Tower
Total Per Tower	[illegible]	[illegible]	[illegible]	[illegible]	[illegible]	[illegible]	[illegible]	[illegible]	[illegible]	[illegible]	[illegible]	[illegible]	[illegible]	[illegible]	[illegible]	[illegible]	[illegible]	[illegible]	[illegible]	[illegible]	[illegible]

TOWER A

	NO. OF TOWER	4BHK + 3T (TYPE 4A)	4BHK + 3T (TYPE 4A)	4BHK + 3T (TYPE 4A)	4BHK + 3T (TYPE 4A)	3BHK + 2T (TYPE 4A(RF))	Balcony in F.A.R.	Circulation / Core FAR	SINGLE TOWER FAR	Cupboard Area (Ancillary area)	Ground Coverage of one tower	Fire stair (Ancillary area)	Stilt Area (Non FAR)	M.R. mumty (Ancillary area)	Fire Ele. & L.V. Shafts & Cutouts (Ancillary area)	Lift Lobby area (Ancillary area)	LIFT SHAFT (Ancillary area)	Total Ancillary area of Tower	No. of units / Floor / Tower
Total Per Tower	[illegible]	[illegible]	[illegible]	[illegible]	[illegible]	[illegible]	[illegible]	[illegible]	[illegible]	[illegible]	[illegible]	[illegible]	[illegible]	[illegible]	[illegible]	[illegible]	[illegible]	[illegible]	[illegible]

UNIT & POPULATION CHART

TOWER C

FLOORS	No. of Towers (N1)	Main Unit 3A (P) Per Tower	Main Unit 3B (Q) Per Tower	Main Unit 3B(RF) (Q1) Per Tower	Main Unit 3D (R) Per Tower	Population Factor, F	Population, 3A Per Tower (PP) = (P * F)	Population, 3B Per Tower (PQ) = (Q * F)	Population, 3B(RF) Per Tower (PQ1) = (Q1 * F)	Population, 3D Per Tower (PR) = (R * F)	Total Population Per Tower (P1) (PP + PQ + PQ1 + PR)	Total No. of Units Per (U1) Tower (P+Q+Q1+R)
Podium/Stilt Floor Plan	1	0	0	0	0	0	0	0	0	0	0	0
First Floor		2	2	0	2	4.5	9	9	0	9	27	6
Second Floor		2	2	0	2	4.5	9	9	0	9	27	6
Third Floor		2	2	0	2	4.5	9	9	0	9	27	6
Fourth Floor		2	2	0	2	4.5	9	9	0	9	27	6
Fifth Floor		2	2	0	2	4.5	9	9	0	9	27	6
Sixth Floor		2	2	0	2	4.5	9	9	0	9	27	6
Seventh Floor		2	2	0	2	4.5	9	9	0	9	27	6
Eighth Floor		2	2	0	2	4.5	9	9	0	9	27	6
Ninth Floor		2	2	0	2	4.5	9	9	0	9	27	6
Tenth Floor		2	2	0	2	4.5	9	9	0	9	27	6
Eleventh Floor		2	2	0	2	4.5	9	9	0	9	27	6
Twelfth Floor		2	2	0	2	4.5	9	9	0	9	27	6
Thirteen Floor		2	2	0	2	4.5	9	9	0	9	27	6
Fourteenth Floor		2	2	0	2	4.5	9	9	0	9	27	6
Fifteenth Floor		2	2	0	2	4.5	9	9	0	9	27	6
Sixteenth Floor		2	2	0	2	4.5	9	9	0	9	27	6
Seventeenth Floor		2	2	0	2	4.5	9	9	0	9	27	6
Eighteenth Floor		2	2	0	2	4.5	9	9	0	9	27	6
Nineteenth Floor		2	[illegible]	1	2	4.5	9	4.5	4.5	9	27	6
Twentieth Floor		2	2	0	2	4.5	9	9	0	9	27	6
Twenty One Floor		2	2	0	2	4.5	9	9	0	9	27	6
Twenty Two Floor		2	2	0	2	4.5	9	9	0	9	27	6
Twenty Third Floor		2	2	0	2	4.5	9	9	0	9	27	6
Twenty Fourth Floor		2	2	0	2	4.5	9	9	0	9	27	6
Total		48	47	1	48		216	211.5	4.5	216	648	144

TOWER B

FLOORS	No. of Towers (N2)	Main Unit 3A (S) Per Tower	Main Unit 2A (T) Per Tower	Main Unit 2A(RF) (T1) Per Tower	Population Factor, F	Population, 3A Per Tower (PS) = (S * F)	Population, 2A Per Tower (PT) = (T * F)	Population, 2A(RF) Per Tower (PT1) = (T1 * F)	Total Population Per Tower (P2) (PS+PT+PT1)	Total No. of Units Per (U2) Tower (S+T)
Podium/Stilt Floor Plan	1	0	0	0	0	0	0	0	0	0
First Floor		4	2	0	4.5	18	9	0	27	6
Second Floor		4	2	0	4.5	18	9	0	27	6
Third Floor		4	2	0	4.5	18	9	0	27	6
Fourth Floor		4	2	0	4.5	18	9	0	27	6
Fifth Floor		4	2	0	4.5	18	9	0	27	6
Sixth Floor		4	2	0	4.5	18	9	0	27	6
Seventh Floor		4	2	0	4.5	18	9	0	27	6
Eighth Floor		4	2	0	4.5	18	9	0	27	6
Ninth Floor		4	2	0	4.5	18	9	0	27	6
Tenth Floor		4	2	0	4.5	18	9	0	27	6
Eleventh Floor		4	2	0	4.5	18	9	0	27	6
Twelfth Floor		4	2	0	4.5	18	9	0	27	6
Thirteen Floor		4	2	0	4.5	18	9	0	27	6
Fourteenth Floor		4	2	0	4.5	18	9	0	27	6
Fifteenth Floor		4	2	0	4.5	18	9	0	27	6
Sixteenth Floor		4	2	0	4.5	18	9	0	27	6
Seventeenth Floor		4	2	0	4.5	18	9	0	27	6
Eighteenth Floor		4	2	0	4.5	18	9	0	27	6
Nineteenth Floor		4	[illegible]	1	4.5	18	4.5	4.5	27	6
Twentieth Floor		4	2	0	4.5	18	9	0	27	6
Twenty One Floor		4	2	0	4.5	18	9	0	27	6
Twenty Two Floor		4	2	0	4.5	18	9	0	27	6
Twenty Third Floor		4	2	0	4.5	18	9	0	27	6
Twenty Fourth Floor		4	2	0	4.5	18	9	0	27	6
Total		96	47	1		432	211.5	4.5	648	144

TOWER A

FLOORS	No. of Towers (N3)	Main Unit 4A (U) Per Tower	Main Unit 4A(RF) (U1) Per Tower	Population Factor, F	Population, 4A Per Tower (PU) = (U * F)	Population, 4A(RF) Per Tower (PU1) = (U1 * F)	Total population, 4A Per Tower (P3) = (PU+PU1)	Total No. of Units Per Tower (U3)	TOTAL POPULATION FOR ALL TOWERS (C)	TOTAL POPULATION FOR ALL TOWERS (B)	TOTAL POPULATION FOR ALL TOWERS (A)	TOTAL PROPOSED POPULATION	TOTAL PROPOSED UNITS (U1*N1+U2*N2+U3*N3)
Podium/Stilt Floor Plan	1	0	0	0	0	0	0	0	0	0	0	0	0
First Floor		4	0	4.5	18	0	18	4	27	27	18	72	16
Second Floor		4	0	4.5	18	0	18	4	27	27	18	72	16
Third Floor		4	0	4.5	18	0	18	4	27	27	18	72	16
Fourth Floor		4	0	4.5	18	0	18	4	27	27	18	72	16
Fifth Floor		4	0	4.5	18	0	18	4	27	27	18	72	16
Sixth Floor		4	0	4.5	18	0	18	4	27	27	18	72	16
Seventh Floor		4	0	4.5	18	0	18	4	27	27	18	72	16
Eighth Floor		4	0	4.5	18	0	18	4	27	27	18	72	16
Ninth Floor		4	0	4.5	18	0	18	4	27	27	18	72	16
Tenth Floor		4	0	4.5	18	0	18	4	27	27	18	72	16
Eleventh Floor		4	0	4.5	18	0	18	4	27	27	18	72	16
Twelfth Floor		4	0	4.5	18	0	18	4	27	27	18	72	16
Thirteen Floor		4	0	4.5	18	0	18	4	27	27	18	72	16
Fourteenth Floor		4	0	4.5	18	0	18	4	27	27	18	72	16
Fifteenth Floor		4	0	4.5	18	0	18	4	27	27	18	72	16
Sixteenth Floor		4	0	4.5	18	0	18	4	27	27	18	72	16
Seventeenth Floor		4	0	4.5	18	0	18	4	27	27	18	72	16
Eighteenth Floor		4	0	4.5	18	0	18	4	27	27	18	72	16
Nineteenth Floor		[illegible]	[illegible]	4.5	13.5	4.5	18	4	27	27	18	72	16
Twentieth Floor		4	0	4.5	18	0	18	4	27	27	18	72	16
Twenty One Floor		4	0	4.5	18	0	18	4	27	27	18	72	16
Twenty Two Floor		4	0	4.5	18	0	18	4	27	27	18	72	16
Twenty Third Floor		4	0	4.5	18	0	18	4	27	27	18	72	16
Twenty Fourth Floor		4	0	4.5	18	0	18	4	27	27	18	72	16
Total							432	96	648	648	432	1728	384

Sudheer Kumar Digitally signed by Sudheer Kumar Date: 2022.06.01 16:15:55 +05'30'

AMIT VARMA Digitally signed by AMIT VARMA Date: 2022.06.01 13:18:12 +05'30'

MEENA BHARGAVA Digitally signed by MEENA BHARGAVA Date: 2022.06.06 16:25:54 +05'30'

SHWETA SHRIVASTAVA GANGIL Digitally signed by SHWETA SHRIVASTAVA GANGIL Date: 2022.05.27 11:18:40 +05'30'

SUBMISSION DRAWING

GENERAL NOTES:
1-ALL DIMENSIONS ARE IN MM UNLESS MENTIONED OTHERWISE (U.N.O.)
2-NO DIMENSIONS ARE TO BE SCALED FROM THIS DRAWING.

DRAWING TITLE:

AREA CHART

PROJECT TITLE:

BROOK

Group Housing at
Plot No. 3C, Sector 12
Greater Noida (West)
Uttar Pradesh 201308

CLIENT / OWNER:

FUSION

BLESSINGS HOME PRIVATE LIMITED
A-5, GROUND FLOOR, YOJANA VIHAR, DELHI - 110092

ARCHITECT'S SIGNATURE:

ANAND SHARMA Digitally signed by ANAND SHARMA Date: 2022.05.23 14:11:51 +05'30'

OWNER'S SIGNATURE:

BRIJESH KUMAR Digitally signed by BRIJESH KUMAR Date: 2022.05.26 14:09:09 +05'30'

ARCHITECTS:

DESIGN FORUM INTERNATIONAL

Address : K-47 , KAILASH COLONY , NEW DELHI -48
Phone : 011-46038900,46038901 , FAX - 46038901
Website: www.designforuminternational.com

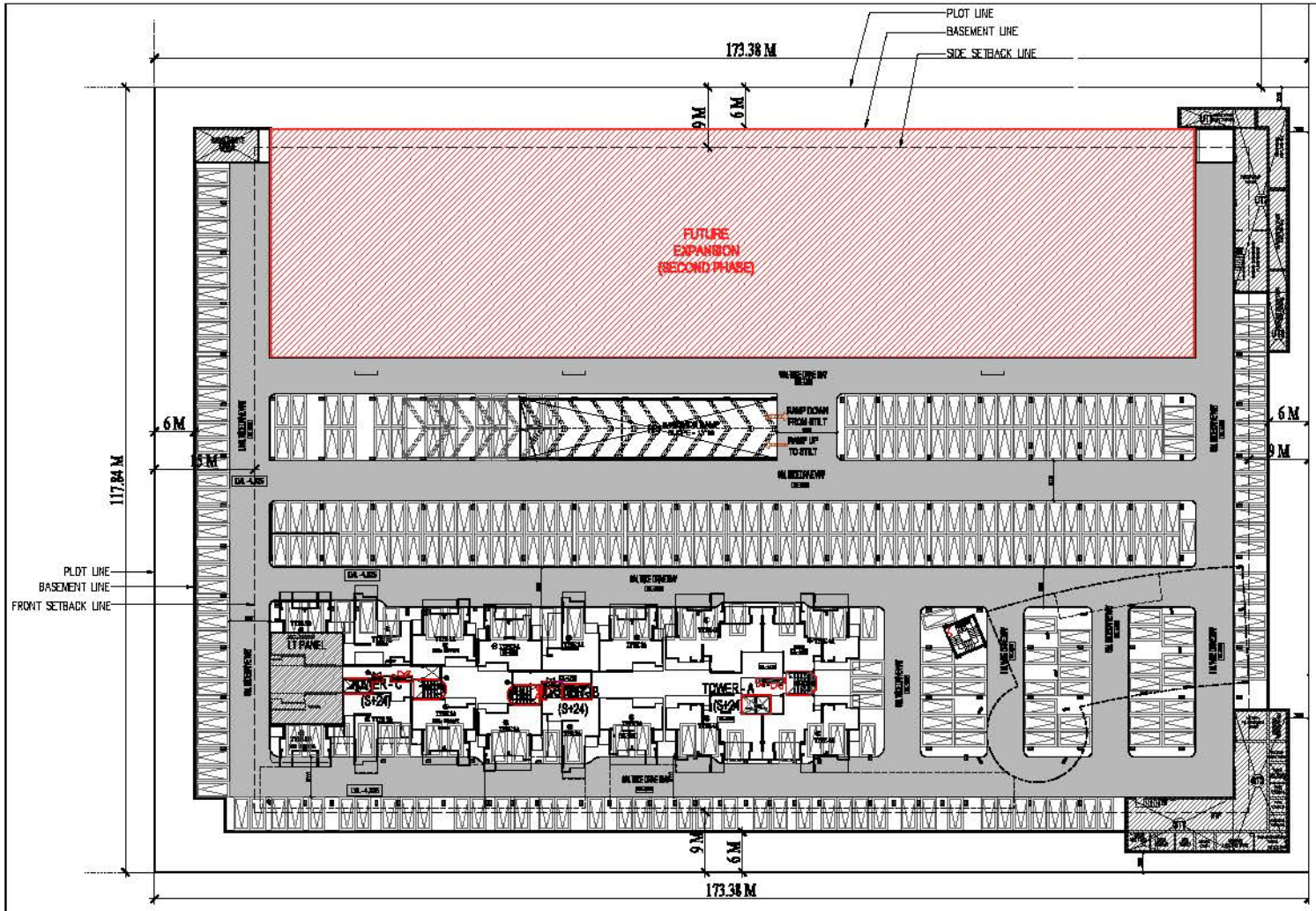

BASEMENT					
AREA STATEMENT OF BASEMENT					
TITLE	NO.	SHAPE	LENGTH (L) (IN M)	WIDTH (W) (IN M)	AREA (L X W) (IN SQM)
B1	1	RC	15.500	108.841	1,119.665
B2	1	RC	7.016	6.000	42.050
B3	1	RC	126.359	71.341	9,144.140
B4	1	RC	23.521	74.847	1,600.000
B5	1	RC	3.000	21.450	64.350
B6	1	RC	3.000	36.741	110.223
B7	1	RC	13.270	32.471	432.943
B8	1	RC	2.330	3.216	7.529
TOTAL BASEMENT AREA (TBA)					12,559.919
DEDUCTION AREA					
CORE - TOWER A					
No of Towers, N1					1.000
D1	1	AS PER PLAN FOR FUTURE			1.065
D2	1	RC	3.700	4.150	15.049
D3	1	RC	4.250	0.750	3.188
D4	1	RC	4.500	2.300	13.050
CORE DEDUCTION AREA , D1					32.352
TOTAL CORE DEDUCTION AREA , T1 (N1 X D1)					32.352
CORE - TOWER B					
No of Towers, N2					1
D5	1	RC	0.140	0.200	0.028
D6	1	RC	AS PER PLAN FOR FUTURE		1.045
D7	1	RC	4.910	2.350	12.231
D8	1	RC	0.606	1.650	2.120
D9	1	RC	1.300	0.800	1.040
D10	1	RC	4.500	2.350	16.575
CORE DEDUCTION AREA , D2					33.039
TOTAL CORE DEDUCTION AREA , T2 (N2 X D2)					33.039
CORE - TOWER C					
No of Towers, N3					1
D11	1	RC	4.500	2.350	10.575
D12	1	RC	0.100	0.300	0.030
D13	1	RC	1.500	0.800	1.200
D14	1	RC	0.900	1.150	1.035
D15	1	RC	4.910	2.450	12.031
D16	1	RC	0.140	0.200	0.028
D17	1	RC	AS PER PLAN FOR FUTURE		1.045
CORE DEDUCTION AREA , D3					26.173
TOTAL CORE DEDUCTION AREA , T3 (N3 X D3)					26.173
DEDUCTION SERVICES					
SOLID WASTE ROOM					
No. of Rooms, N4					1
D18	1	RC	5.54	9.23	50.04
TOTAL DEDUCTION AREA , D4					50.04
TOTAL SOLID WASTE ROOM DEDUCTION AREA , T4 (N4 X D4)					50.04
LT PANEL ROOM					
No. of Rooms, N5					1
D19	1	RC	10.95	14.63	160.47
TOTAL DEDUCTION AREA , D5					160.47
TOTAL LT PANEL ROOM DEDUCTION AREA , T5 (N5 X D5)					160.47
DG Water Tank					
No. of Tanks, N6					1
D20	1	RC	8.50	4.23	35.91
D21	1	RC	6.80	27.43	186.55
D22	1	RC	3.15	6.50	20.48
TOTAL DEDUCTION AREA , D6					242.97
TOTAL DG DEDUCTION AREA , T6 (N6 X D6)					242.97
STP					
No. of STP N7					1
D23	1	RC	15.22	9.00	136.93
D24	1	RC	8.50	11.49	176.04
TOTAL DEDUCTION AREA , D7					312.98
TOTAL STP DEDUCTION AREA , T7 (N7 X C7)					312.98
RAMP DEDUCTION					
No. of Ramp, N8					1
D25	1	RC	16.58	9.00	147.18
TOTAL DEDUCTION AREA , D8					147.18
TOTAL RAMP DEDUCTION AREA , T8 (N8 X D8)					147.18
STAIRCASE DEDUCTION					
No. of Staircase, N9					1
D26	1	RC	3.90	6.86	26.81
TOTAL DEDUCTION AREA , D9					26.81
TOTAL STAIRCASE DEDUCTION AREA , T9 (N9 X D9)					26.81
TOTAL DEDUCTIONS, TD (T1 + T2 + T3 + T4 + T5 + T6 + T7 + T8 + T9 + T10)					1257.73
TOTAL BASEMENT PARKING AREA (BA - TD)					11302.18

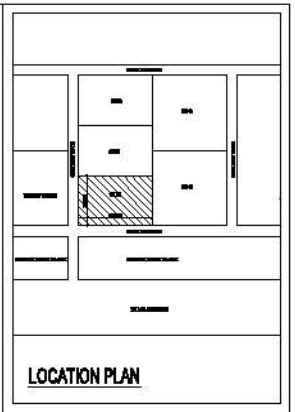

LOCATION PLAN

MEENA BHARGAVA — Digitally signed by MEENA BHARGAVA Date: 2022.06.06 16:28:29 +05'30'

Sudheer Kumar — Digitally signed by Sudheer Kumar Date: 2022.06.01 16:17:59 +05'30'

AMIT VARMA — Digitally signed by AMIT VARMA Date: 2022.06.01 13:19:28 +05'30'

SUBMISSION DRAWING

GENERAL NOTES:
1-ALL DIMENSIONS ARE IN MM UNLESS MENTIONED OTHERWISE (U.N.O.)
2-NO DIMENSIONS ARE TO BE SCALED FROM THIS DRAWING.

DRAWING TITLE:
BASEMENT PLAN

PROJECT TITLE :
Group Housing at
Plot No. 3C, Sector 12
Greater Noida (West)
Uttar Pradesh 201308

CLIENT / OWNER :
FUSION — BLESSINGS HOME PRIVATE LIMITED, A-4, GROUND FLOOR, YOJANA VIHAR, DELHI - 110092

ARCHITECT'S SIGNATURE:
ANAND SHARMA — Digitally signed by ANAND SHARMA Date: 2022.05.25 13:50:59 +05'30'

OWNER'S SIGNATURE:
BRIJESH KUMAR — Digitally signed by BRIJESH KUMAR Date: 2022.05.26 14:14:15 +05'30'

ARCHITECTS:-
DESIGN FORUM INTERNATIONAL
Address : K-47 , KAILASH COLONY , NEW DELHI -48
Phone : 011-46568600,46568601 , FAX - 46568601
Website: www.designforuminternational.com

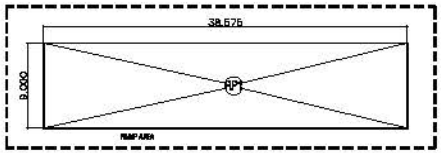

BASEMENT AREA CHART (SUMMARY)				
	FAR (A)	NON-FAR (B)	ANCILLARY AREA (C)	
	PCA + FCC + FCC	TBA - (A + C)	CORE ANCILLARY AREA (DC+DB+DA)	SERVICES (T8+T9+T10+T7+T5)
AREA	55.763	13649.356	32.030	922.76
TOTAL AREA	55.763	13649.356	954.794	
TOTAL BASEMENT AREA (A + B + C)				12559.913

*NOTE - FOR FAR AND CORE ANCILLARY AREA CALCULATION, REFER TOWER PLANS

BASEMENT PARKING		
TOTAL AREA OF BASEMENT (A)	12559.91	SQMT
AREA OF SERVICES IN BASEMENT	1169.96	SQMT
TOWER CORE AREA IN BASEMENT	87.77	SQMT
TOTAL DEDUCTION OF BASEMENT (INCLUDING SERVICES AND CORE), B	1257.73	SQMT
PARKING AREA OF BASEMENT, C (A-B)	11302.18	SQMT
PROPOSED PARKING IN BASEMENT @1 ECS PER 30 SQM>PARKING AREA (PB), C/30	376.74	ECS
say approx.	377	ECS

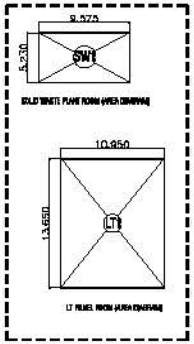

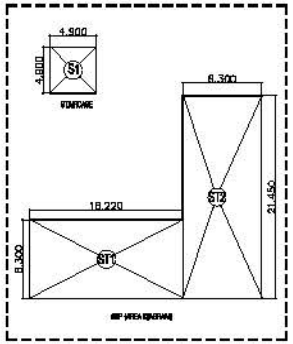

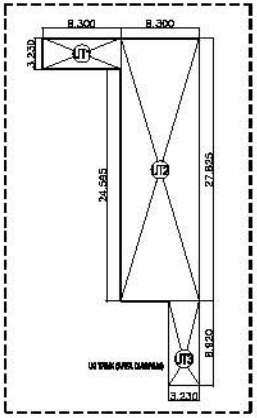

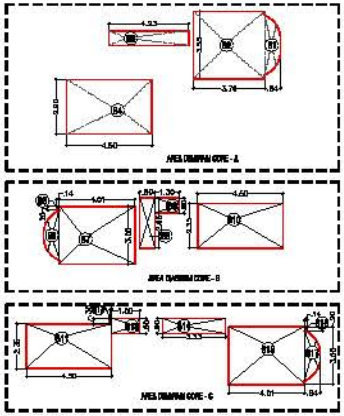

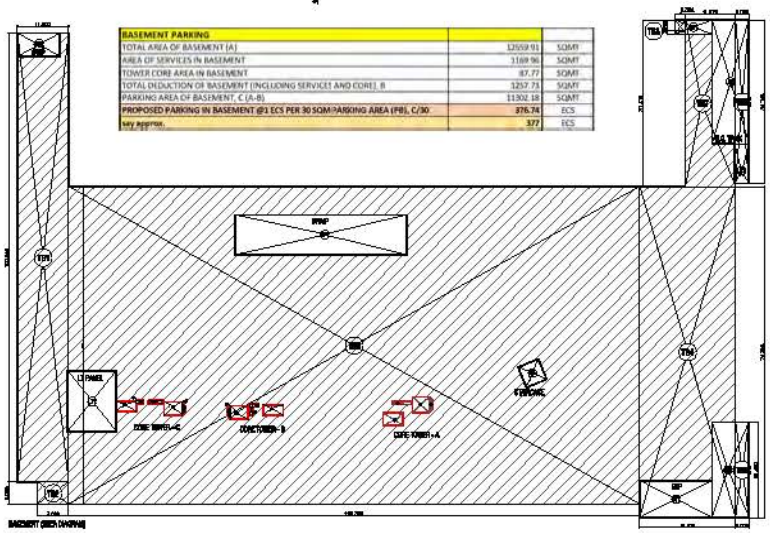

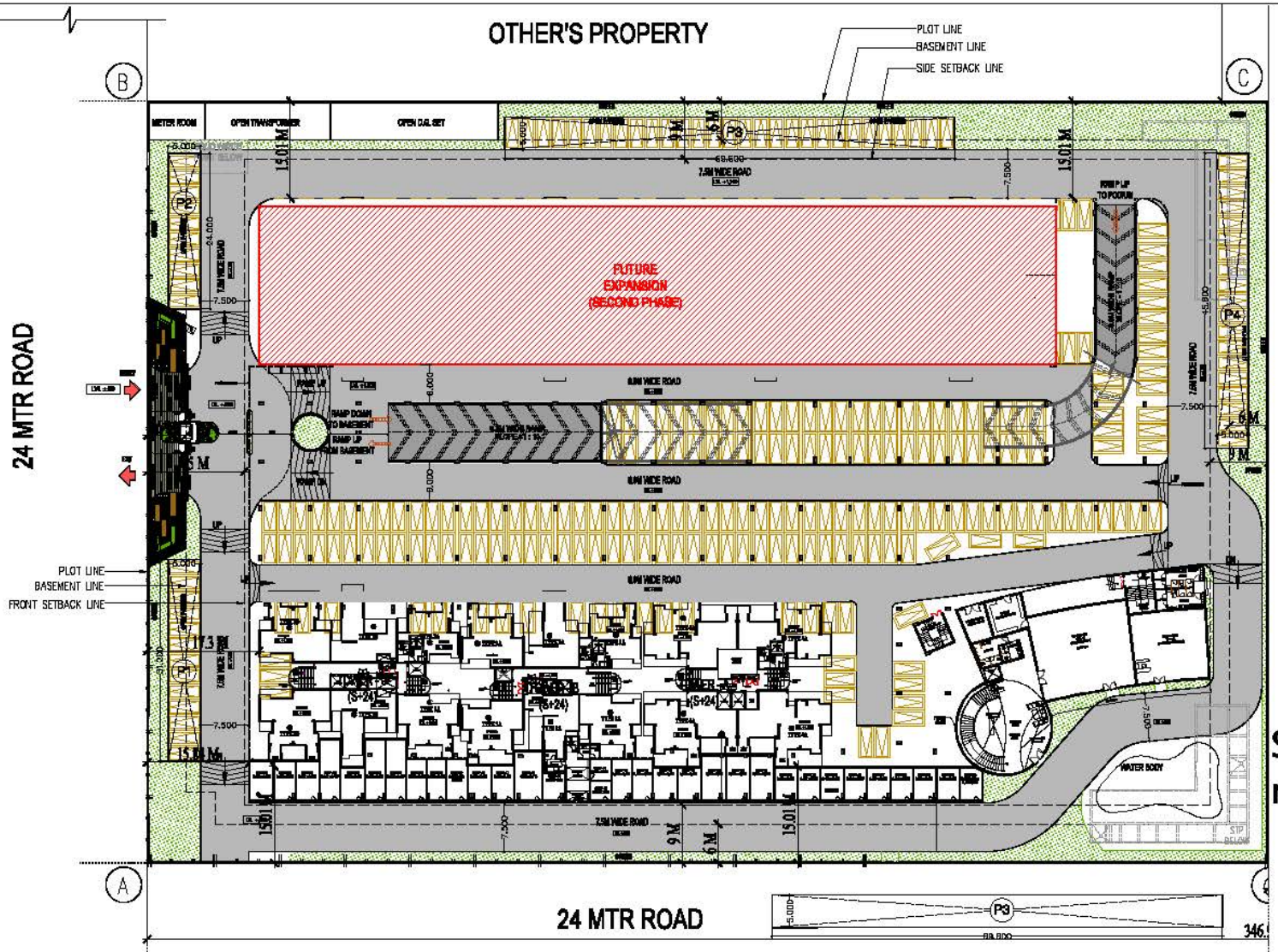

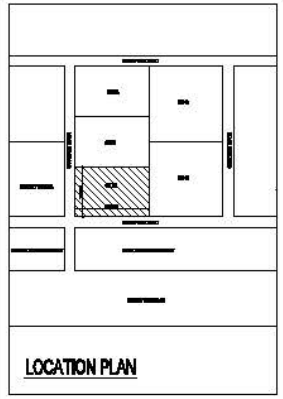

PARKING DETAILS		UNIT
PROPOSED F.A.R.	32879.26	SQMT
REQUIRED PARKING @1 ECS PER 80 SQM FAR	410.99	ECS
BASEMENT PARKING		
TOTAL AREA OF BASEMENT (A)	12559.31	SQMT
AREA OF SERVICES IN BASEMENT	1169.96	SQMT
TOWER CORE AREA IN BASEMENT	87.77	SQMT
TOTAL DEDUCTION OF BASEMENT (INCLUDING SERVICES & NO CORE), B	1257.73	SQMT
PARKING AREA OF BASEMENT C (A-B)	11302.18	SQMT
PROPOSED PARKING IN BASEMENT @1 ECS PER 30 SQM PARKING AREA (PB) C/30	376.74	ECS
say approx.	377	ECS
PARKING IN STILT AREA		
TOTAL AREA OF FIRST FLOOR, D	8796.43	SQMT
DEDUCTION, E (CORE AREA + COMMERCIAL + STILT TOILETS)	827.36	SQMT
TOTAL STILT KAR PARKING AREA ((D-E)+(62.267+319.755)	8031.32	SQMT
PROPOSED CAR PARKING @1 ICS PER 30 SQM STILT PARKING AREA (PS)	267.72	ECS
say approx.	268	ECS
TOTAL COVERED CAR PARKING PROVIDED,CP (PB + PS)	644.46	ECS
say approx.	645	ECS
PARKING IN OPEN AREA / SURFACE PARKING		
TOTAL AREA OF SURFACE PARKING	852.30	SQMT
PROPOSED SURFACE CAR PARKING @1 ECS PER 20SQM STILT PARKING AREA (OP)	42.60	ECS
say approx.	43	ECS
TOTAL CAR PARKING PROPOSED IN THE PLOT (OP + CP)	687.06	ECS
say approx.	687	ECS

SURFACE PARKING AREA CALCULATION					
TITLE	NO.	SHAPE	LENGTH (L) (IN M)	WIDTH (W) (IN M)	AREA (L X W) (IN SQM)
P1	1	REC	5.000	31.200	156.000
P2	1	REC	5.000	24.000	120.000
P3	1	REC	69.600	5.000	348.000
P4	1	REC	5.000	45.600	228.000
SURFACE PARKING (SP)					852.000

STILT TOILETS					
TITLE	NO.	SHAPE	LENGTH (L) (IN M)	WIDTH (W) (IN M)	AREA (L X W) (IN SQM)
TOWER C	1	REC	AS PER POLYLINE		13.896
TOWER B	1	REC	AS PER POLYLINE		13.896
TOWER A	1	REC	AS PER POLYLINE		13.896
STILT TOILET AREA (ST)					41.688

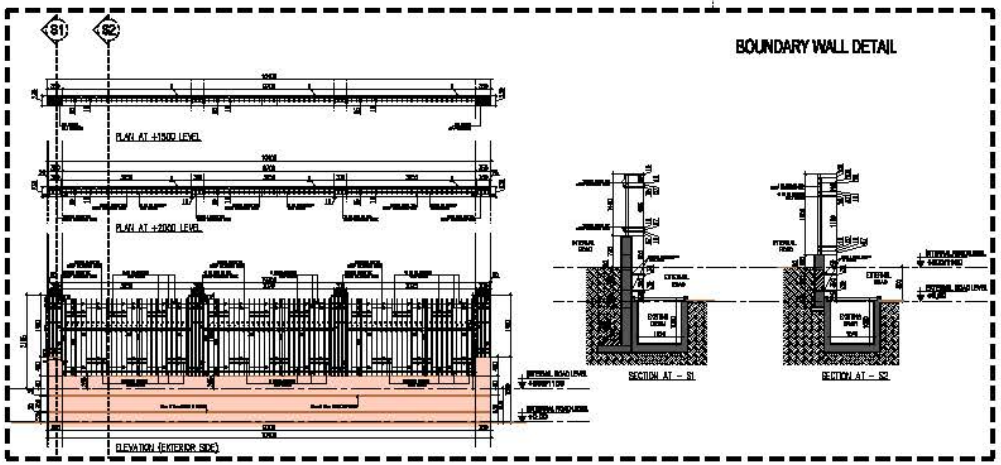

MEENA BHARGAVA Digitally signed by MEENA BHARGAVA Date: 2022.05.26 16:20:51 +05'30'

SHWETA SHRIVASTAVA GANGIL Digitally signed by SHWETA SHRIVASTAVA GANGIL Date: 2022.05.27 11:21:33 +05'30'

Sudheer Kumar Digitally signed by Sudheer Kumar Date: 2022.06.01 16:19:54 +05'30'

AMIT VARMA Digitally signed by AMIT VARMA Date: 2022.06.01 13:20:33 +05'30'

SUBMISSION DRAWING

GENERAL NOTES:
1–ALL DIMENSIONS ARE IN MM UNLESS MENTIONED OTHERWISE (U.N.O.)
2–NO DIMENSIONS ARE TO BE SCALED FROM THIS DRAWING.

DRAWING TITLE:
SITE PLAN AT STILT / PODIUM LEVEL (3C)

PROJECT TITLE:
Group Housing at
Plot No. 3C, Sector 12
Greater Noida (West)
Uttar Pradesh 201308

CLIENT / OWNER:
BLESSINGS HOME PRIVATE LIMITED
A-5, GROUND FLOOR, VOJANA VIHAR, DELHI - 110092

ARCHITECT's SIGNATURE:
ANAND SHARMA Digitally signed by ANAND SHARMA Date: 2022.05.25 14:55:55 +05'30'

OWNER's SIGNATURE:
BRIJESH KUMAR Digitally signed by BRIJESH KUMAR Date: 2022.05.26 14:15:57 +05'30'

ARCHITECTS:
DESIGN FORUM INTERNATIONAL
Address : K-17 , KAILASH COLONY , NEW DELHI -48
Phone : 011-46508800,46508801 , FAX - 46508801
Website: www.designforuminternational.com

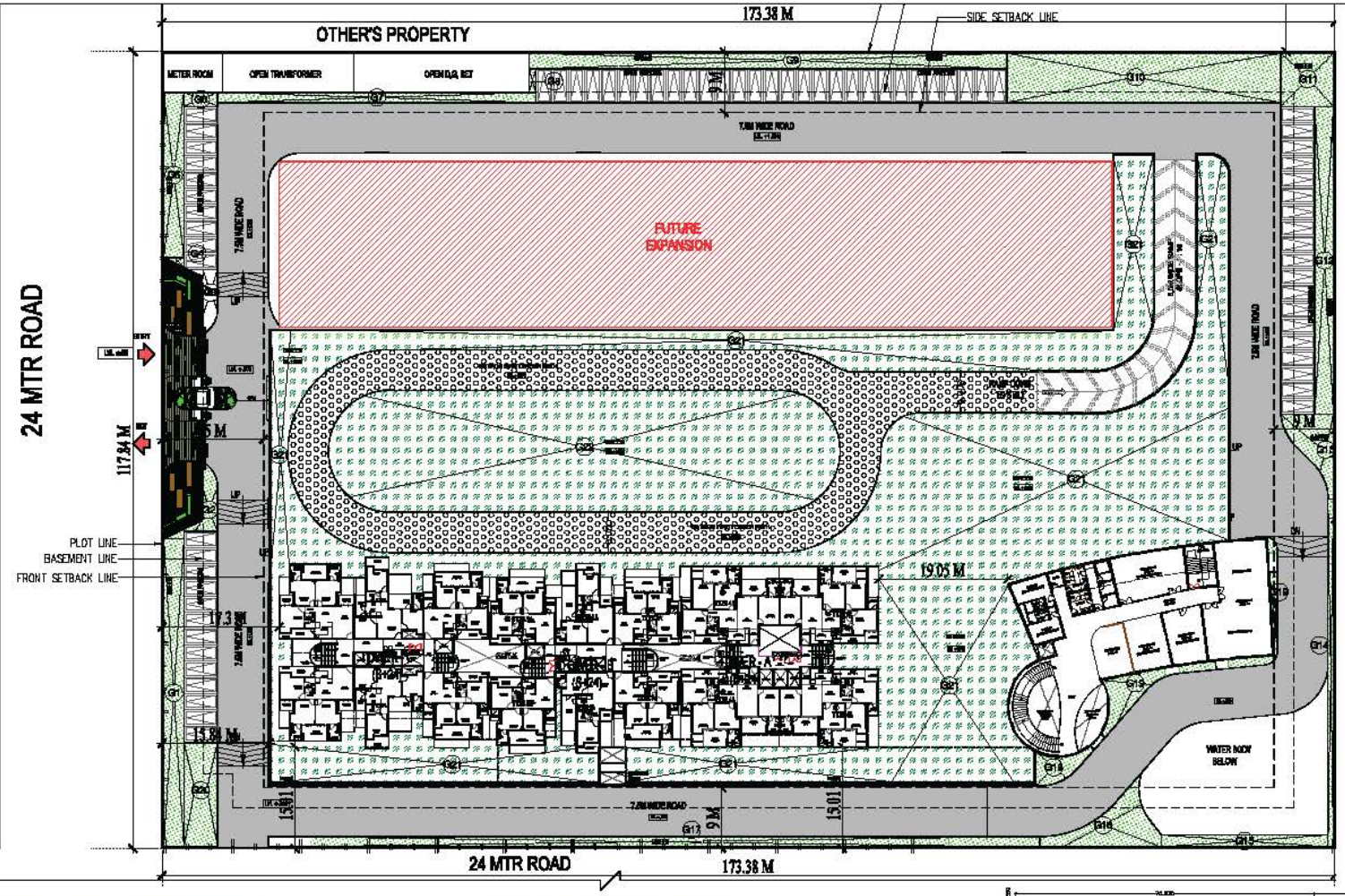

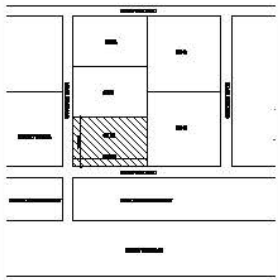

LOCATION PLAN

MEENA BHARGAVA Digitally signed by MEENA BHARGAVA Date: 2022.06.06 18:23:16 +05'30'

Sudheer Kumar Digitally signed by Sudheer Kumar Date: 2022.06.01 16:21:47 +05'30'

AMIT VARMA Digitally signed by AMIT VARMA Date: 2022.06.01 13:21:43 +05'30'

SUBMISSION DRAWING

GENERAL NOTES:
1–ALL DIMENSIONS ARE IN MM UNLESS MENTIONED OTHERWISE (U.N.O.)
2–NO DIMENSIONS ARE TO BE SCALED FROM THIS DRAWING.

GREEN AREA DETAIL		
REQUIRED GREEN AREA	50% OF OPEN AREA	
OPEN AREA , F	PLOT AREA - PERM. GR. COV	
	13000.00	SQMT
GREEN AREA REQUIRED (F/2)	6500.00	SQMT
GREEN AREA AT FIRST FLOOR LEVEL (P)	4974.70	SQMT
GREEN AREA AT PODIUM/STILT LEVEL (S)	1538.26	SQMT
TOTAL G.REEN AREA PROPOSED, P + S	6512.95	SQMT

GREEN AREA CALCULATION				
GREEN AREA AT PODIUM/STILT FLOOR LEVEL				
TITLE	NO.	LENGTH (L) (IN M)	WIDTH (W) (IN M)	AREA (L X W) (IN SQM)
G1	1	2.995	45.547	136.413
G2	1	VS/POLYINE		26.935
G3	1	VS/POLYINE		20.307
G4	1	VS/POLYINE		2.190
G5	1	2.991	24.427	73.158
G6	1	5.009	2.153	10.785
G7	1	47.001	1.510	71.068
G8	1	1.033	3.490	3.595
G9	1	70.600	2.280	161.036
G10	1	40.480	7.280	294.767
G11	1	7.774	7.850	60.995
G12	1	2.771	45.600	126.403
G13	1	VS/POLYINE		51.240
G14	1	0.771	51.600	39.629
G15	1	24.600	1.770	43.548
G16	1	VS/POLYINE		78.133
G17	1	114.000	1.540	175.560
G18	1	VS/POLYINE		26.655
G19	1	VS/POLYINE		58.059
G20	1	5.000	15.500	77.500
GREEN AREA AT STILT FLOOR				1538.258

GREEN AREA AT FIRST FLOOR LEVEL				
TITLE	NO.	LENGTH (L) (IN M)	WIDTH (W) (IN M)	AREA (L X W) (IN SQM)
K21	1	VS/POLYINE		3682.628
K22	1	VS/POLYINE		1292.067
GREEN AREA AT PODIUM LEVEL				4974.695
TOTAL GREEN AREA AT SITE				6512.953

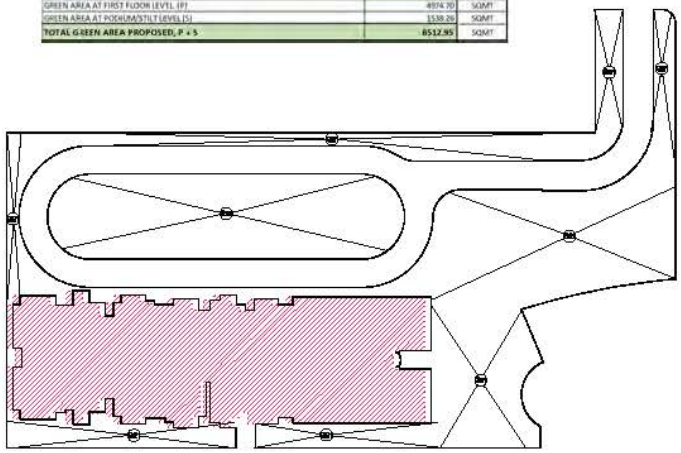

PODIUM LEVEL GREEN AREA DIAGRAM

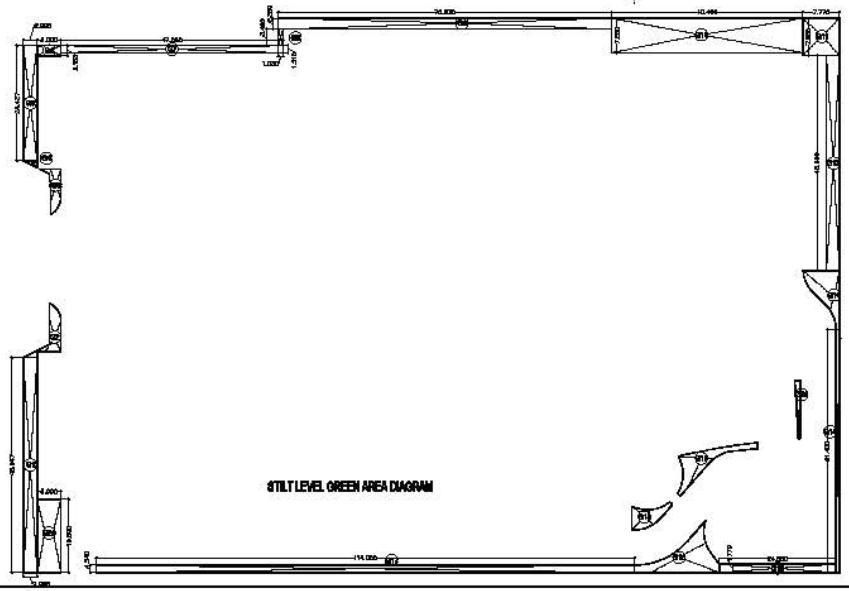

STILT LEVEL GREEN AREA DIAGRAM

DRAWING TITLE:

SITE PLAN - FIRST FLOOR LEVEL

PROJECT TITLE:

Group Housing at
Plot No. 3C, Sector 12
Greater Noida (West)
Uttar Pradesh 201308

CLIENT / OWNER:

FUSION — BLESSINGS HOME PRIVATE LIMITED, A-5, GROUND FLOOR, VOJANA VIHAR, DELHI - 110092

AREA: | SCALE: | DATE: | DRAWING NO.:

ARCHITECT's SIGNATURE:

ANAND SHARMA Digitally signed by ANAND SHARMA Date: 2022.06.26 14:48:06 +05'30'

OWNER's SIGNATURE:

BRIJESH KUMAR Digitally signed by BRIJESH KUMAR Date: 2022.06.26 14:16:54 +05'30'

ARCHITECTS:-
DESIGN FORUM INTERNATIONAL
Address : K-17 , KAILASH COLONY , NEW DELHI -48
Phone : 011-46568600,46568601 , FAX - 46568601
Website: www.designforuminternational.com

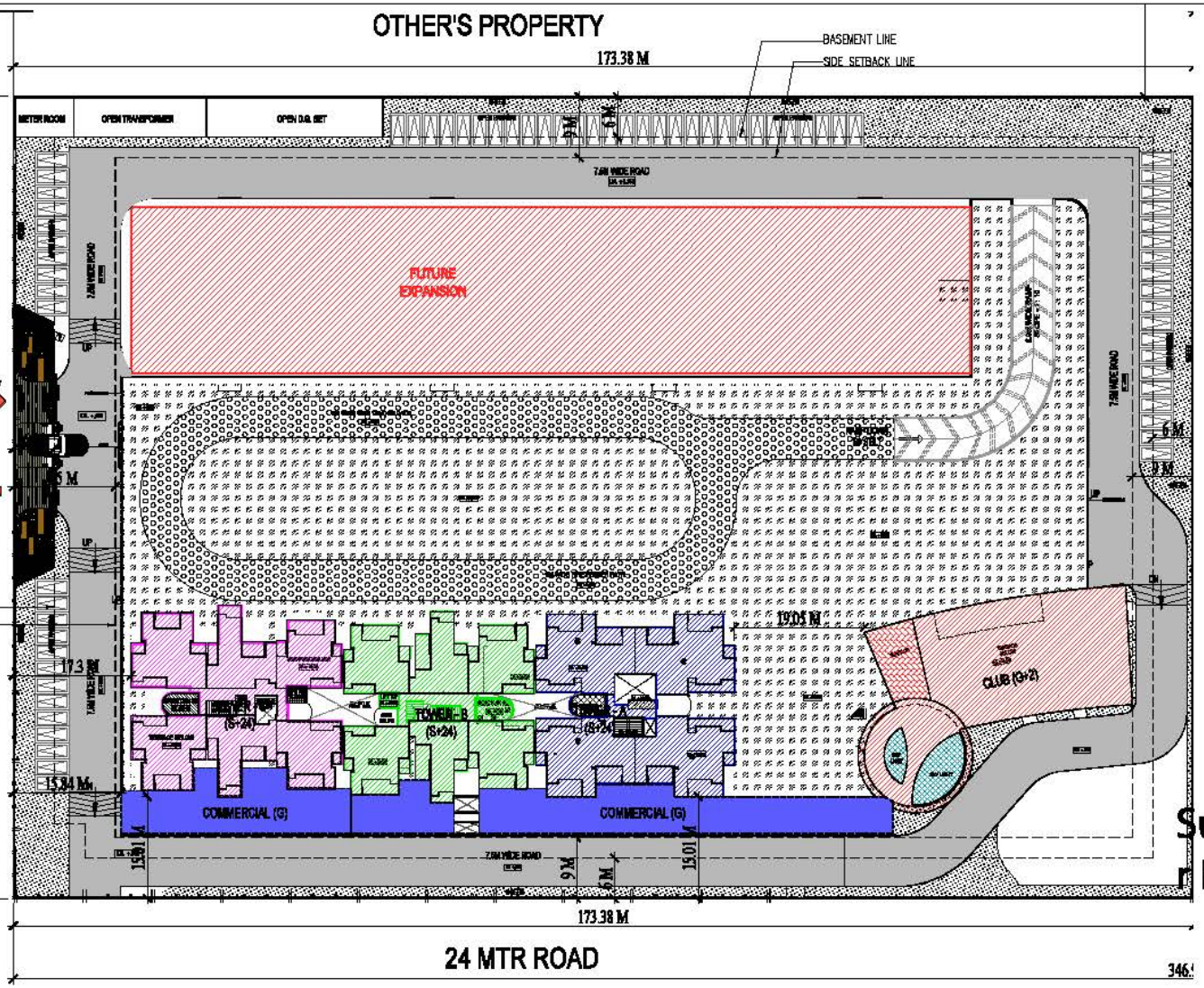

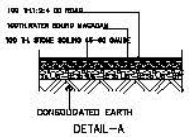

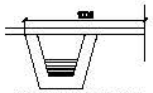

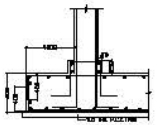

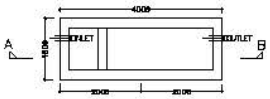

RAIN WATER HARVESTING DETAIL (NTS)

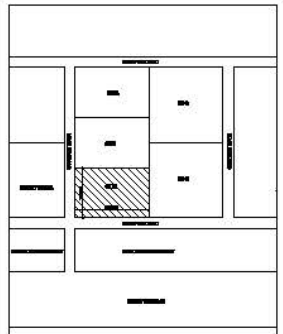

LOCATION PLAN

MEENA BHARGAVA Digitally signed by MEENA BHARGAVA Date: 2022.06.06 14:53:42 +05'30'

Sudheer Kumar Digitally signed by Sudheer Kumar Date: 2022.06.01 16:23:48 +05'30'

AMIT VARMA Digitally signed by AMIT VARMA Date: 2022.06.01 13:23:36 +05'30'

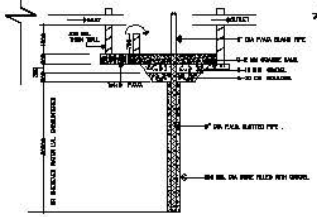

SECTION A-B
RAIN WATER HARVESTING DETAIL (NTS)

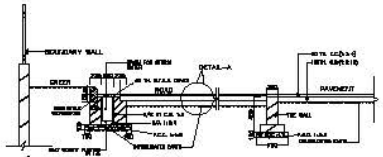

ROAD SECTION

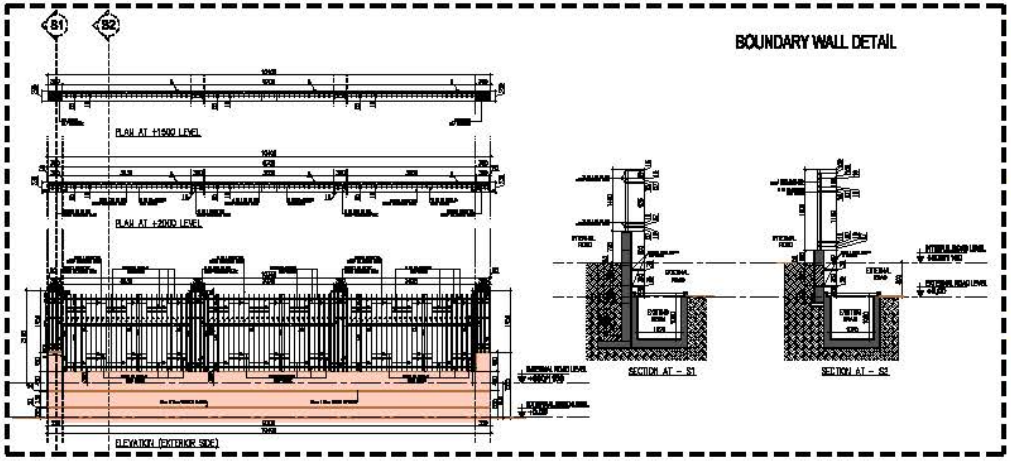

BOUNDARY WALL DETAIL

PARKING DETAILS		UNIT
PROPOSED F.A.R.	3,879.06	SQMT
REQUIRED PARKING @1 ECS PER 80 SQM FAR	410.99	ECS
BASEMENT PARKING		
TOTAL AREA OF BASEMENT (A)	3,559.91	SQMT
AREA OF STRUCTURE IN BASEMENT	1,668.96	SQMT
TOWER CORE AREA IN BASEMENT	87.77	SQMT
TOTAL DEDUCTION OF BASEMENT (INCLUDING SERVICES AND CORE) B	1257.73	SQMT
PARKING AREA OF BASEMENT, C (A-B)	1,302.18	SQMT
PROPOSED PARKING IN BASEMENT @ 1 ECS PER 30 SQM PARKING AREA (PB), C/30	376.24	ECS
say approx.	377	ECS
PARKING IN STILT AREA		
TOTAL AREA OF FIRST FLOOR, D	1796.03	SQMT
DEDUCTION, E (CORE AREA + COMMERCIAL + STILT TOILETS)	827.06	SQMT
TOTAL STILT CAR PARKING AREA ((D-E)*(62.267+319.755))	1031.52	SQMT
PROPOSED CAR PARKING (@1 ECS PER 30 SQM STILT PARKING AREA (PS)	267.72	ECS
say approx.	268	ECS
TOTAL COVERED CAR PARKING PROVIDED (P (PB + PS)	644.40	ECS
say approx.	644	ECS
PARKING IN OPEN AREA / SURFACE PARKING		
TOTAL AREA OF SURFACE PARKING	853.00	SQMT
PROPOSED SURFACE CAR PARKING @1 ECS PER 20 SQM STILT PARKING AREA (SP)	42.65	ECS
say approx.	43	ECS
TOTAL CAR PARKING PROPOSED IN THE PLOT (CR + CF)	687.05	ECS
say approx.	687	ECS

SUBMISSION DRAWING

GENERAL NOTES:
1-ALL DIMENSIONS ARE IN MM UNLESS MENTIONED OTHERWISE (U.N.O.)
2-NO DIMENSIONS ARE TO BE SCALED FROM THIS DRAWING.

DRAWING TITLE:
SITE PLAN - TERRACE LEVEL

PROJECT TITLE:
Group Housing at
Plot No. 3C, Sector 12
Greater Noida (West)
Uttar Pradesh 201308

CLIENT / OWNER:
FUSION
BLESSINGS HOME PRIVATE LIMITED
A-5, GROUND FLOOR, VOJANA VIHAR, DELHI - 110092

AREA:
SCALE:
DATE:
DRAWING NO.:
NORTH:

ARCHITECT'S SIGNATURE:
ANAND SHARMA Digitally signed by ANAND SHARMA Date: 2022.06.29 14:09:48 +05'30'

OWNER'S SIGNATURE:
BRIJESH KUMAR Digitally signed by BRIJESH KUMAR Date: 2022.06.29 14:17:08 +05'30'

ARCHITECTS:-
DESIGN FORUM INTERNATIONAL
Address : K-47, KAILASH COLONY, NEW DELHI -48
Phone : 011-46508800,46508801, FAX - 46508801
Website: www.designforuminternational.com

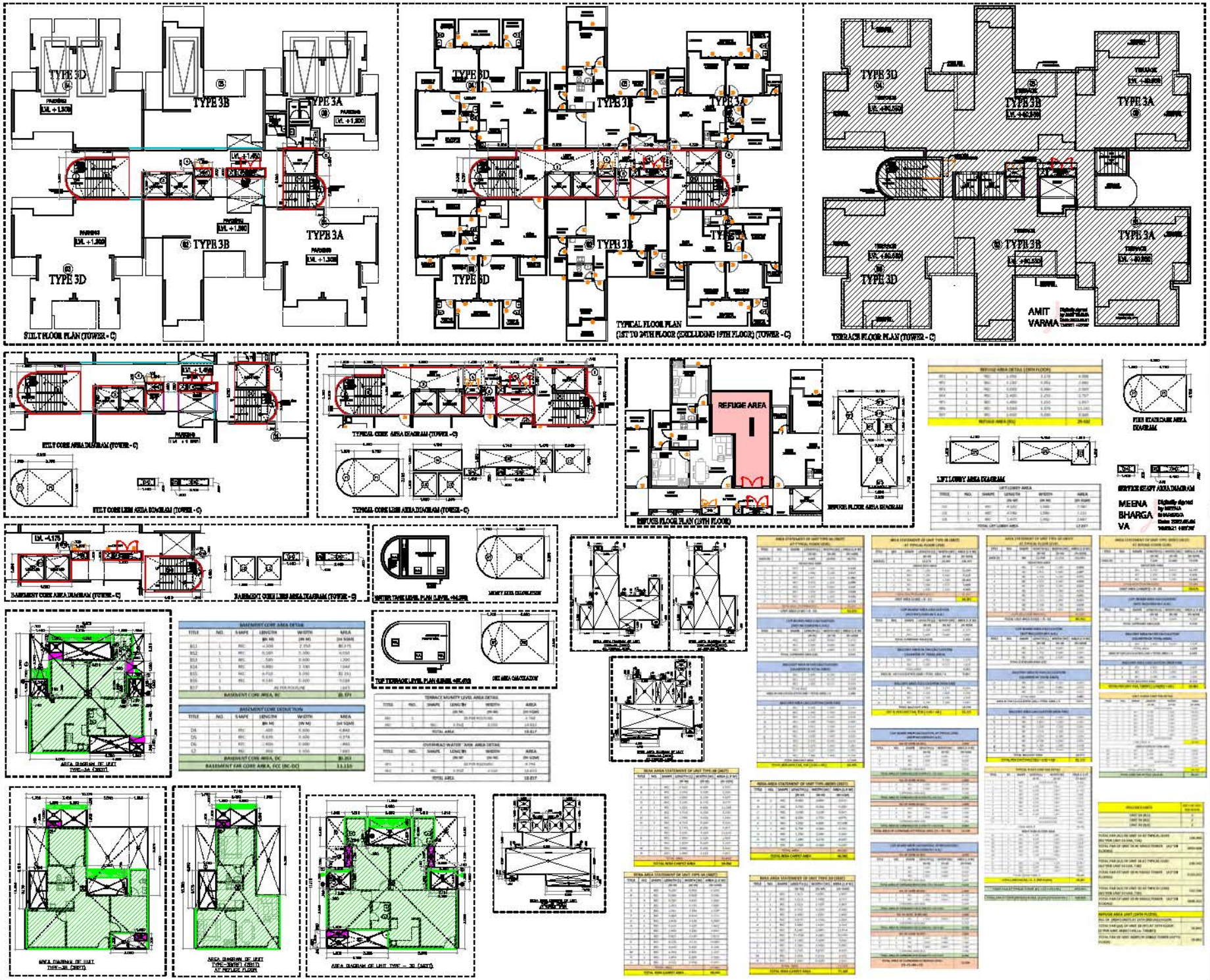

KEY PLAN

TOWER - C

DOOR AND WINDOW SCHEDULE (UNITS)

TYPE	SIZE (W x H)	DEL	LIN TEL	REMARKS	UNIT TYPE
					UNIT 3B/UNIT 3B/UNIT 3D
DOOR TYPICAL FLOOR					
D1	1800x2400	—	+0.150	FLAT ENTRY DOOR	
D2	900x2100	—	+0.150	BEDROOM DOOR	
D3	750x2100	—	+0.150	TOILET DOOR	
DOOR - REFUGE FLOOR					
DF1	1800x2400	1800/3/4	+0.150		
DF2	1800x2400	40	+0.150		
DF3	1500x2400	40	+0.150		
DF4	1500x2400	40	+0.150		
DF5	900x2400	40	+0.150		
DOOR					
W1	900x1800	4 TYP	+0.150	TOILET	
DOOR & WINDOW FRAMES TYPE					
F1	100x75mm	+150	+0.150	PVC	
F2	100x75mm	+150	+0.150	PVC DOUBLEWINDOW SASH	
F3	80x40mm	+150	+0.150	PVC DOOR (Lever Handle)	

FIRE, ELECTRICAL SHAFT OF SHAFT AREA

TITLE	NO.	SHAPE	LENGTH (IN M)	WIDTH (IN M)	AREA (IN SQMT)
[illegible]	[illegible]	[illegible]	[illegible]	[illegible]	[illegible]
TOTAL SHAFT AREA					[illegible]

FIRE STAIRCASE AREA

TITLE	NO.	SHAPE	LENGTH (IN M)	WIDTH (IN M)	AREA (IN SQMT)
[illegible]	[illegible]	[illegible]	[illegible]	[illegible]	[illegible]
TOTAL FIRE STAIRCASE AREA (FS)					[illegible]

Sudheer Kumar

Digitally signed by Sudheer Kumar
Date: 2022.06.01 16:26:11 +05'30'

SUBMISSION DRAWING

GENERAL NOTES:
1-ALL DIMENSIONS ARE IN MM UNLESS MENTIONED OTHERWISE (U.N.O.)
2-NO DIMENSIONS ARE TO BE SCALED FROM THIS DRAWING.

DRAWING TITLE:
TOWER - C
(ALL FLOOR PLANS & AREA CALCULATION)

PROJECT TITLE:
Group Housing at
Plot No. 3C, Sector 12
Greater Noida (West)
Uttar Pradesh 201308

CLIENT / OWNER:
BLESSINGS HOMZ PRIVATE LIMITED
A-4, GROUND FLOOR, YOJANA VIHAR, DELHI - 110092

ARCHITECT'S SIGNATURE:
ANAND SHARMA
Digitally signed by ANAND SHARMA
Date: 2022.05.25 14:52:22 +05'30'

OWNER'S SIGNATURE:
BRIJESH KUMAR
Digitally signed by BRIJESH KUMAR
Date: 2022.05.26 14:18:18 +05'30'

ARCHITECTS-
DESIGN FORUM INTERNATIONAL
Address : K-67 , KAILASH COLONY , NEW DELHI -48
Phone : 011-46202001,46202001 , FAX - 46202001
Website: www.designforuminternational.com

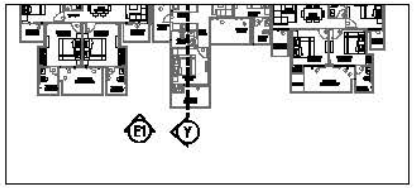

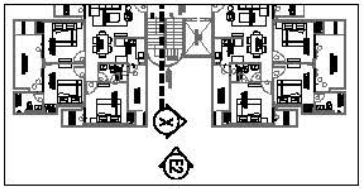

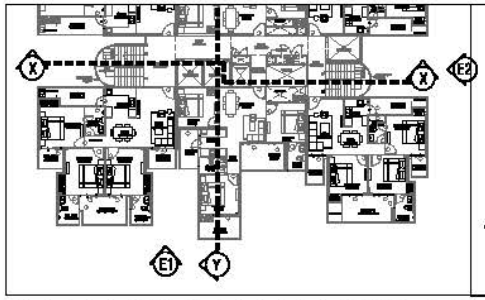

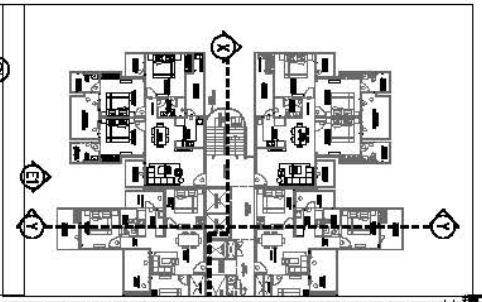

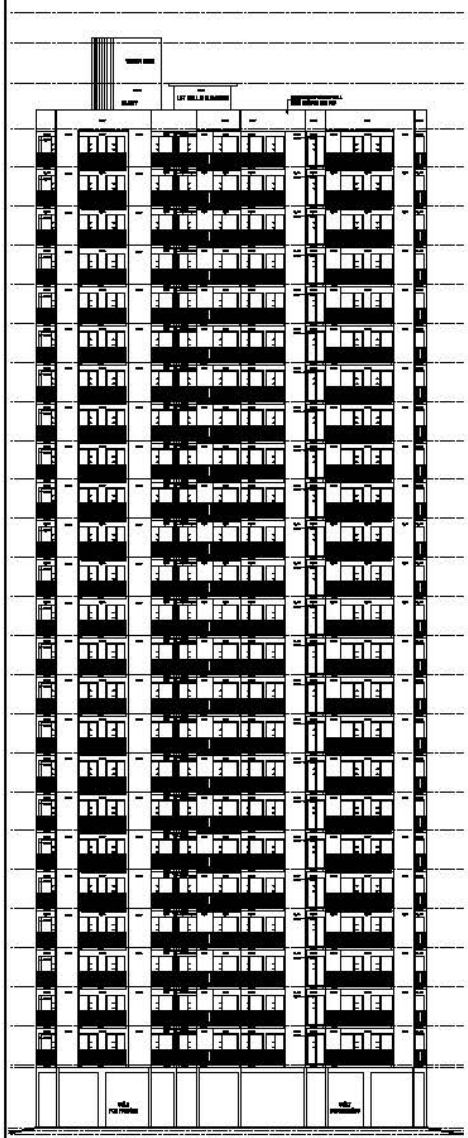

ELEVATION - E1



ELEVATION - E2



SECTION - XX

Y - YY

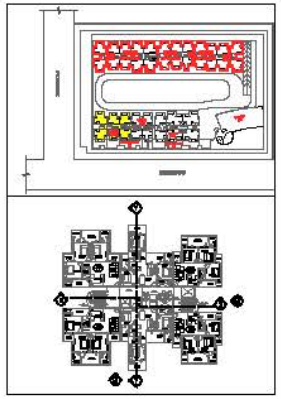

KEY PLAN

MEENA BHARGAVA

Digitally signed by MEENA BHARGAVA Date: 2022.06.01 18:08:49 +05'30'

Sudheer Kumar

Digitally signed by Sudheer Kumar Date: 2022.06.01 16:28:10 +05'30'

REFUGE FLOOR SECTION

AMIT VARMA

Digitally signed by AMIT VARMA Date: 2022.06.01 13:27:10 +05'30'

SUBMISSION DRAWING

GENERAL NOTES:

1-ALL DIMENSIONS ARE IN MM UNLESS MENTIONED OTHERWISE (U.N.O.)
2-NO DIMENSIONS ARE TO BE SCALED FROM THIS DRAWING.

DRAWING TITLE:

TOWER - C
(BUILDING ELEVATION & SECTIONS)

PROJECT TITLE :

BROOK

Group Housing at
Plot No. 3C, Sector 12
Greater Noida (West)
Uttar Pradesh 201308

CLIENT / OWNER :

FUSION

BLESSINGS HOME PRIVATE LIMITED
A-5, GROUND FLOOR, VOJANA VIHAR,
DELHI - 110092

AREA:

SCALE:

DATE:

DRAWING NO.:

N E W S

ARCHITECT'S SIGNATURE:

ANAND SHARMA

Digitally signed by ANAND SHARMA Date: 2022.06.25 13:57:12 +05'30'

OWNER'S SIGNATURE:

BRIJESH KUMAR

Digitally signed by BRIJESH KUMAR Date: 2022.06.26 14:30:11 +05'30'

ARCHITECTS-

DESIGN FORUM INTERNATIONAL

Address : K-17 , KAILASH COLONY , NEW DELHI -48
Phone : 011-46508800,46508801 , FAX - 46508801
Website: www.designforuminternational.com

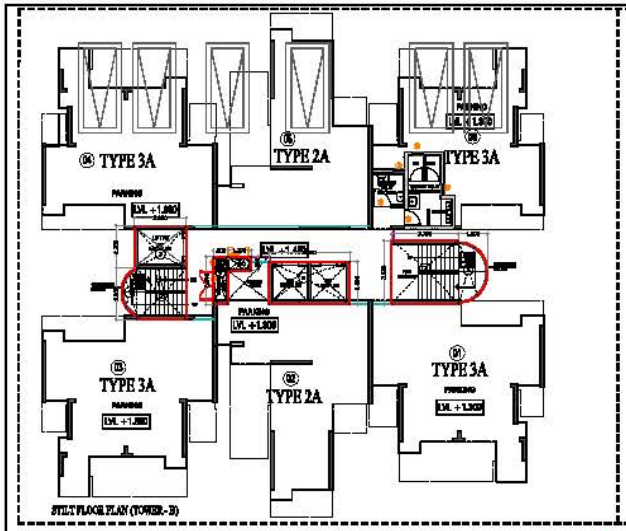

STILT FLOOR PLAN (TOWER - B)

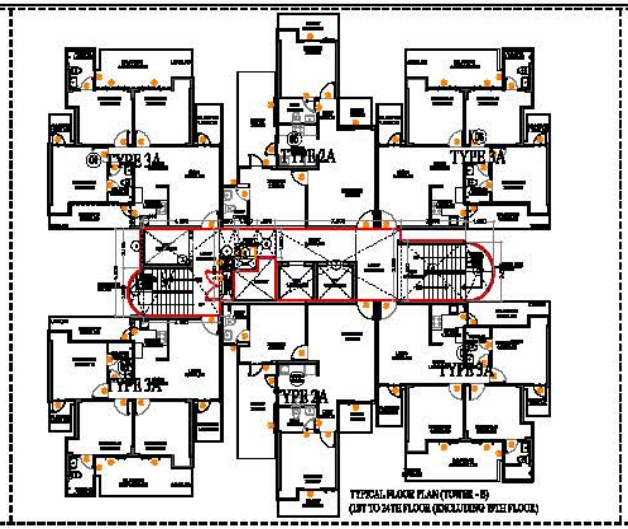

TYPICAL FLOOR PLAN (TOWER - B)
(1ST TO 24TH FLOOR (INCLUDING 19TH FLOOR))

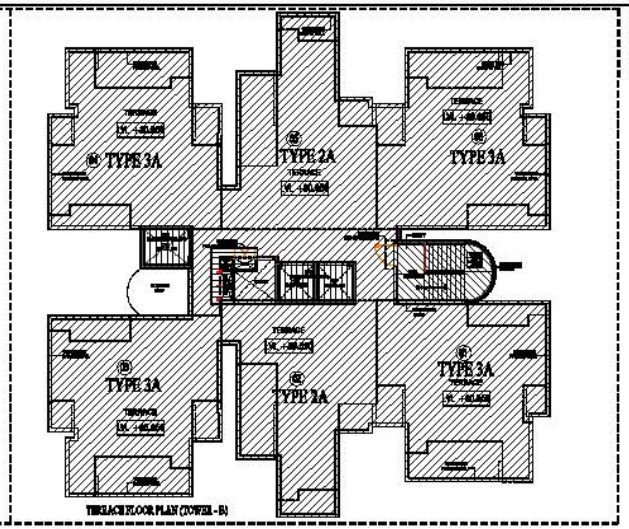

TERRACE FLOOR PLAN (TOWER - B)

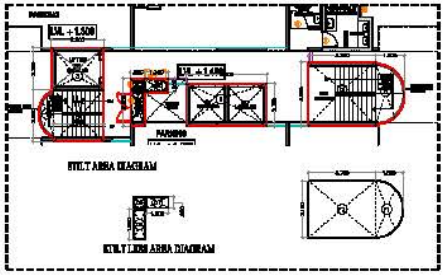

STILT AREA DIAGRAM

STILT LIFT AREA DIAGRAM

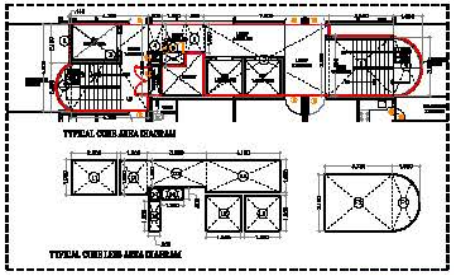

TYPICAL CORE AREA DIAGRAM

TYPICAL CORE LIFT AREA DIAGRAM

REFUGE AREA DETAIL (19TH FLOOR)					
[illegible]	[illegible]	[illegible]	[illegible]	[illegible]	[illegible]

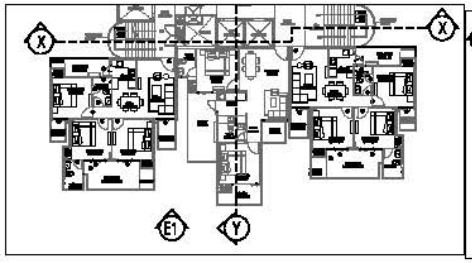

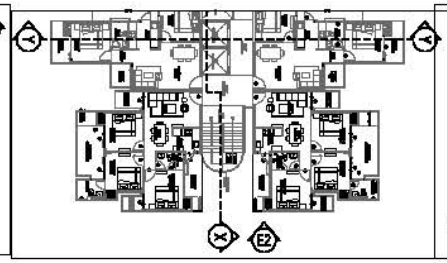

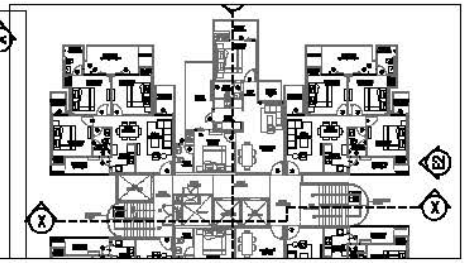

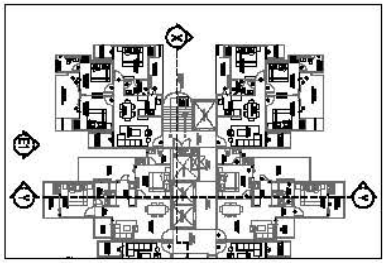



ELEVATION - E1



ELEVATION - E2



SECTION - XX



SECTION - YY

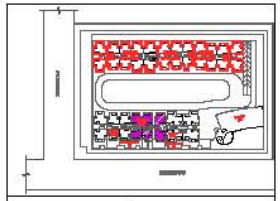

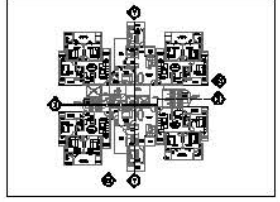

KEY PLAN

MEENA BHARGAVA

Sudheer Kumar

Digitally signed by Sudheer Kumar
Date: 2022.06.01 16:33:12 +05'30'

REFUGE FLOOR SECTION

AMIT VARMA

Digitally signed by AMIT VARMA
Date: 2022.06.01 13:29:50 +05'30'

SUBMISSION DRAWING

GENERAL NOTES:

1–ALL DIMENSIONS ARE IN MM UNLESS MENTIONED OTHERWISE (U.N.O.)
2–NO DIMENSIONS ARE TO BE SCALED FROM THIS DRAWING.

DRAWING TITLE:

TOWER - B
(BUILDING ELEVATIONS & SECTIONS)

PROJECT TITLE :

BROOK

Group Housing at
Plot No. 3C, Sector 12
Greater Noida (West)
Uttar Pradesh 201308

CLIENT / OWNER :

FUSION

BLESSINGS HOME PRIVATE LIMITED
A-5, GROUND FLOOR, VOJANA VIHAR,
DELHI - 110092

AREA:

SCALE:

DATE:

DRAWING NO.:

N E W S

ARCHITECT'S SIGNATURE:

ANAND SHARMA

Digitally signed by ANAND SHARMA
Date: 2022.05.25 14:63:07 +05'30'

OWNER'S SIGNATURE:

BRIJESH KUMAR

Digitally signed by BRIJESH KUMAR
Date: 2022.05.26 14:22:38 +05'30'

ARCHITECTS:-

DESIGN FORUM INTERNATIONAL

Address : K-17 , KAILASH COLONY , NEW DELHI -48
Phone : 011-46508600,46508601 , FAX - 46508601
Website: www.designforuminternational.com

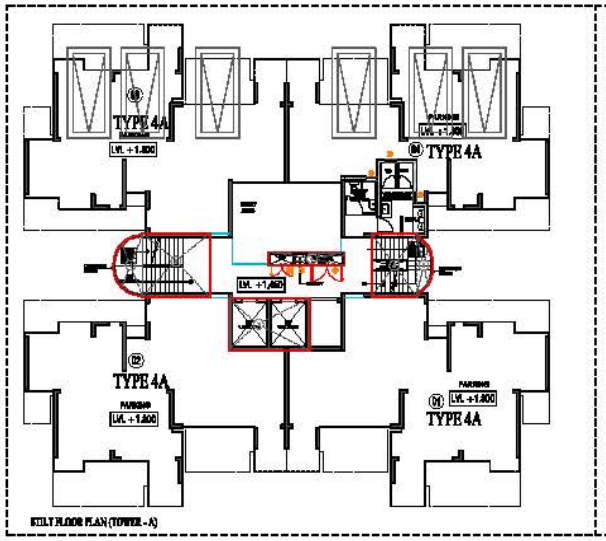

STILT FLOOR PLAN (TOWER - A)

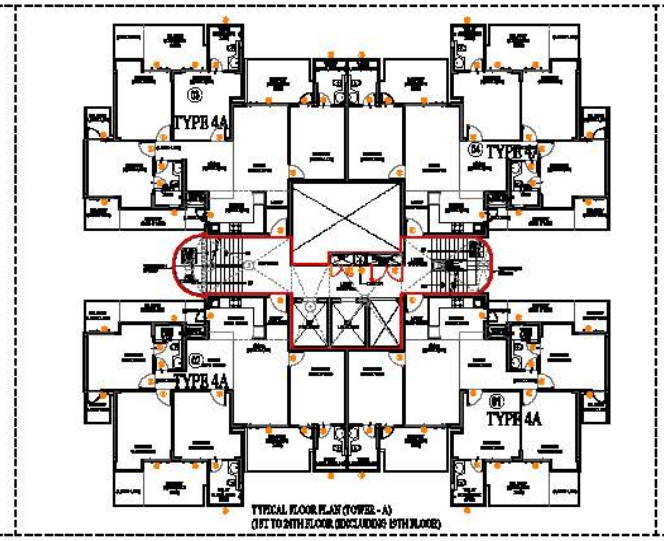

TYPICAL FLOOR PLAN (TOWER - A)
(1ST TO 20TH FLOOR (EXCLUDING 19TH FLOOR))

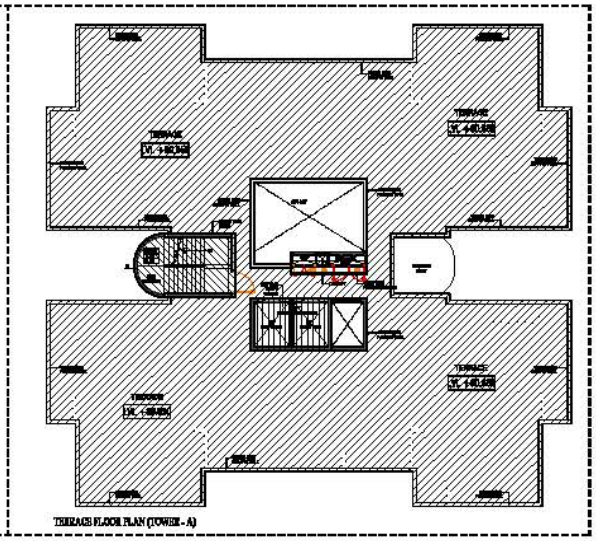

TERRACE FLOOR PLAN (TOWER - A)

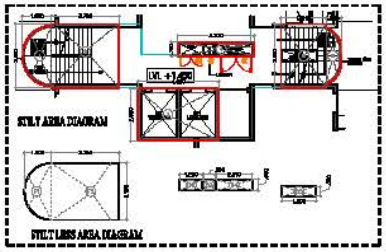

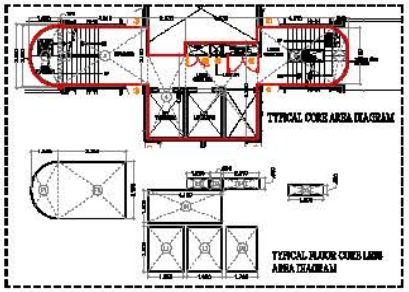

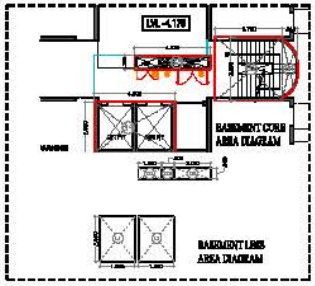

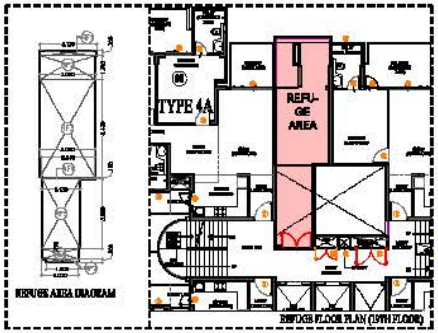

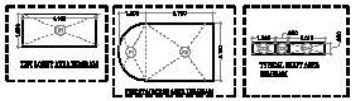

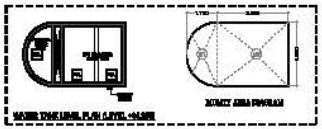

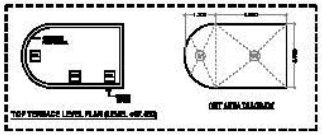

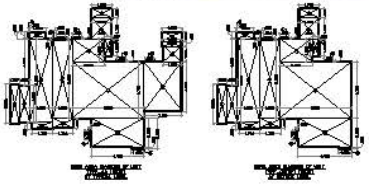

AREA STATEMENT OF UNIT TYPE-4A (4BHT) AT TYPICAL FLOOR LEVEL					
TITLE	NO.	SHAPE	LENGTH (L) (IN M)	WIDTH (W) (IN M)	AREA (L X W) (IN SQM)
AREA (A)	1	REC	14.500	11.810	172.195
DEDUCTION AREA					
1	1	REC	1.420	0.100	0.142
2	1	REC	1.620	0.380	0.616
3	1	REC	4.210	1.320	13.243
4	1	REC	0.600	1.720	1.032
5	1	REC	2.970	6.400	17.040
6	1	REC	1.810	1.910	3.458
7	1	REC	0.930	0.685	0.637
8	1	REC	3.045	2.840	8.648
9	1	REC	5.555	1.580	8.777
10	1	REC	0.230	0.600	0.138
TOTAL DEDUCTION AREA (D)					48.612
TOTAL UNIT AREA (UNIT = A - D)					123.583

AREA STATEMENT OF UNIT TYPE-4A-RF) (1BHT) AT TYPICAL FLOOR LEVEL					
TITLE	NO.	SHAPE	LENGTH (L) (IN M)	WIDTH (W) (IN M)	AREA (L X W) (IN SQM)
AREA (A)	1	REC	11.500	11.810	135.815
DEDUCTION AREA					
1	1	REC	1.420	0.100	0.142
2	1	REC	1.620	0.380	0.616
3	1	REC	4.210	1.320	13.243
4	1	REC	0.600	1.720	1.032
5	1	REC	2.970	6.400	17.040
6	1	REC	1.810	1.910	3.458
7	1	REC	0.930	0.685	0.637
8	1	REC	3.045	2.840	8.648
9	1	REC	5.555	1.580	8.777
10	1	REC	0.230	0.600	0.138
TOTAL DEDUCTION AREA (D)					49.894
TOTAL UNIT AREA (UNIT = A - D)					85.921

CUP-BOARD AREA CALCULATION (NOT INCLUDED IN F.A.R.)					
TITLE	NO.	SHAPE	LENGTH (IN M)	WIDTH (IN M)	AREA (IN SQM)
1	1	REC	1.070	0.600	0.642
2	1	REC	1.070	0.600	0.642
3	1	REC	1.320	0.600	0.792
4	1	REC	1.820	0.600	1.092
TOTAL CUPBOARD AREA (CB)					3.168

CUP-BOARD AREA TAKE CALCULATION (NOT INCLUDED IN F.A.R.)					
TITLE	NO.	SHAPE	LENGTH (IN M)	WIDTH (IN M)	AREA (IN SQM)
1	1	REC	1.070	0.600	0.642
2	1	REC	1.070	0.600	0.642
3	1	REC	1.320	0.600	0.792
4	1	REC	1.820	0.600	1.092
TOTAL CUPBOARD AREA (CB)					3.168

BALCONY AREA IN FAR CALCULATION (CLAIMED 50% OF TOTAL AREA)					
4	1	REC	1.470	0.100	0.147
5	1	REC	1.470	0.100	0.147
6	1	REC	3.070	1.020	3.131
7	1	REC	3.620	1.020	3.692
8	1	REC	3.920	0.150	0.588
TOTAL AREA					8.024
AREA IN FAR CALCULATION (AB = TOTAL AREA / 2					3.988

BALCONY AREA CALCULATION (NON FAR)					
9	1	REC	0.970	1.400	1.358
10	1	REC	1.220	1.500	1.830
11	1	REC	1.270	1.500	1.905
12	1	REC	1.470	0.800	1.176
13	1	REC	3.620	1.500	5.430
14	1	REC	3.920	1.500	5.880
15	1	REC	0.970	1.400	1.358
16	1	REC	1.220	1.500	1.830
17	1	REC	1.270	1.500	1.905
18	1	REC	1.470	0.800	1.176
19	1	REC	3.620	1.500	5.430
20	1	REC	3.920	1.500	5.880
21	1	REC	0.970	1.400	1.358
22	1	REC	1.220	1.500	1.830
23	1	REC	1.270	1.500	1.905
24	1	REC	1.470	0.800	1.176
25	1	REC	3.620	1.500	5.430
26	1	REC	3.920	1.500	5.880
27	1	REC	0.970	1.400	1.358
28	1	REC	1.220	1.500	1.830
29	1	REC	1.270	1.500	1.905
30	1	REC	1.470	0.800	1.176
31	1	REC	3.620	1.500	5.430
32	1	REC	3.920	1.500	5.880
TOTAL AREA					23.047
TOTAL FAR UNIT FAR (TAU = UAA + AB					106.011

INCLUDED UNITS	NO'S
UNIT 4A (N)	4

TOTAL FAR (A1) OF UNIT 4A AT TYPICAL LEVEL (N*PER UNIT 4A FAR, T44)	424.044
TOTAL FAR OF UNIT 4A IN SINGLE TOWER (A1*24 FLOORS)	10177.061

REFUGE AREA UNIT (19TH FLOOR)	
NO. OF 4A(RF) UNITS AT 19TH (REFUGE) FLOOR	1
TOTAL FAR (A2) OF UNIT 4A(RF) AT 19TH FLOOR (1*PER UNIT 4A(RF) FAR,i.e. T4A(RF))	87.603
TOTAL FAR OF UNIT 4A(RF) IN SINGLE TOWER (A3*01 FLOOR)	87.603

RERA AREA STATEMENT OF UNIT TYPE-4A (4BHT)					
TITLE	NO.	SHAPE	LENGTH (L) (IN M)	WIDTH (W) (IN M)	AREA (L X W) (IN SQM)
A	1	REC	0.100	0.580	0.058
B	1	REC	1.277	0.680	0.872
C	1	REC	0.310	0.100	0.031
D	1	REC	0.750	0.200	0.150
E	1	REC	0.750	0.100	0.075
F	2	REC	0.750	0.100	0.150
G	1	REC	1.725	0.680	1.173
H	1	REC	1.825	1.725	3.146
I	1	REC	2.525	1.920	4.848
J	1	REC	0.300	1.420	0.426
K	1	REC	0.100	1.100	0.110
L	1	REC	1.925	4.710	9.067
M	1	REC	4.410	2.387	10.528
N	1	REC	0.050	0.200	0.010
O	1	REC	0.300	0.750	0.225
P	1	REC	1.345	4.516	6.074
Q	1	REC	1.910	3.990	7.620
R	1	REC	1.725	0.680	1.173
S	1	REC	1.700	0.680	1.020
T	1	REC	0.875	1.900	1.663
U	1	REC	0.750	1.250	0.938
TOTAL AREA					49.820
TOTAL RERA CARPET AREA					49.820

RERA AREA STATEMENT OF UNIT TYPE-4A(RF) (1BHT)					
TITLE	NO.	SHAPE	LENGTH (L) (IN M)	WIDTH (W) (IN M)	AREA (L X W) (IN SQM)
A	1	REC	0.100	0.580	0.058
B	1	REC	1.277	0.680	0.872
C	1	REC	0.310	0.100	0.031
D	1	REC	0.750	0.200	0.150
E	1	REC	0.750	0.100	0.075
F	2	REC	0.750	0.100	0.150
G	1	REC	1.725	0.680	1.173
H	1	REC	1.825	1.725	3.146
I	1	REC	2.525	1.920	4.848
J	1	REC	0.300	1.420	0.426
K	1	REC	0.100	1.100	0.110
L	1	REC	1.925	4.710	9.067
M	1	REC	4.410	2.387	10.528
N	1	REC	0.050	0.200	0.010
O	1	REC	0.300	0.750	0.225
P	1	REC	1.345	4.516	6.074
Q	1	REC	1.910	3.990	7.620
R	1	REC	1.725	0.680	1.173
S	1	REC	1.700	0.680	1.020
T	1	REC	0.875	1.900	1.663
U	1	REC	0.750	1.250	0.938
TOTAL AREA					49.820
TOTAL RERA CARPET AREA					49.820

AMIT VARMA
Digitally signed by AMIT VARMA
Date: 2022.06.01 13:31:14 +05'30'

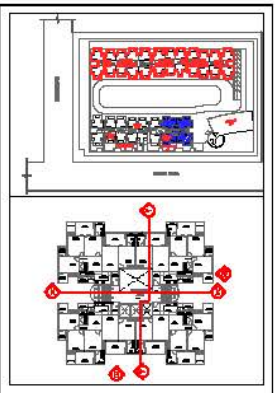

KEY PLAN

TOWER - A					
DOOR-WINDOW SCHEDULE (UNITS)					
TYPE	SIZE (WxH)	SILL	LINTEL	REMARKS	UNIT TYPE
					UEET 4A
DOOR (TYPICAL FLOOR)					
D1	1000x2100	—	+0.140	FLAT ENTRY DOOR	
D2	900x2100	—	+0.140	BEDROOM DOOR	
D3	750x2100	—	+0.140	TOILET DOOR	
DOOR-WINDOW (TYPICAL FLOOR)					
W1	1200x1200	1050	+0.140		
W2	1200x1200	450	+0.140		
W3	1200x1200	450	+0.140		
W4	1200x1200	450	+0.140		
WINDOW					
W5	1600x1200	+0.140	+0.140	TOILET	
DOOR & WINDOW (TERRACE AREA)					
D6	1000x2100	+0.140	+0.140	FIRE	
D7	1000x2100	+0.140	+0.140	FIRE DOOR(TERRACE AREA)	
W6	1800x1200	+0.140	+0.140	FIRE EXTINGUISHER	

MEENA BHARGAVA
Digitally signed by MEENA BHARGAVA
Date: 2022.06.06 14:23:48 +05'30'

Sudheer Kumar
Digitally signed by Sudheer Kumar
Date: 2022.06.01 16:35:33 +05'30'

SUBMISSION DRAWING

GENERAL NOTES:
1-ALL DIMENSIONS ARE IN MM UNLESS MENTIONED OTHERWISE (U.U.O.)
2-NO DIMENSIONS ARE TO BE SCALED FROM THIS DRAWING.

DRAWING TITLE:
TOWER - A
(ALL FLOOR PLANS & AREA CALCULATION)

PROJECT TITLE :
Group Housing at
Plot No. 3C, Sector 12
Greater Noida (West)
Uttar Pradesh 201308

CLIENT / OWNER :
FUSION
BLESSINGS HOMES PRIVATE LIMITED
A-4, GROUND FLOOR, YOJANA VIHAR, DELHI - 110092

JOB NO.
SCALE:
TITLE:
DATE:
DRAWING NO.

ARCHITECT'S SIGNATURE:
ANAND SHARMA
Digitally signed by ANAND SHARMA
Date: 2022.05.25 14:57:34 +05'30'

OWNER'S SIGNATURE:
BRIJESH KUMAR
Digitally signed by BRIJESH KUMAR
Date: 2022.05.28 14:23:58 +05'30'

ARCHITECTS:-
DESIGN FORUM INTERNATIONAL
Address : K-47 , KAILASH COLONY , NEW DELHI -48
Phone : 011-46606001,46606001 , FAX - 46606001
Website: www.designforuminternational.com

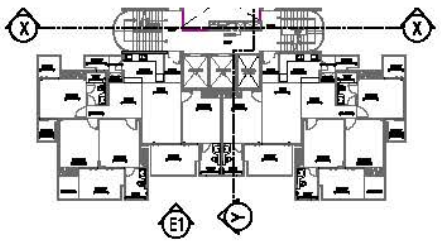

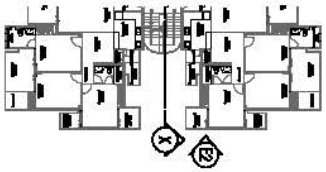

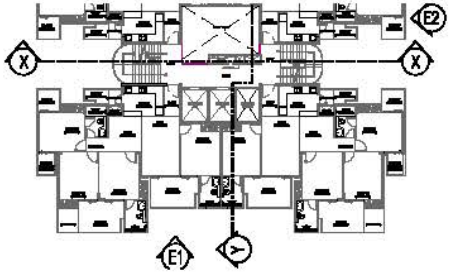

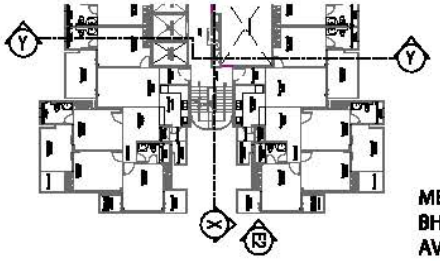

MEENA BHARGAVA Digitally signed by MEENA BHARGAVA Date: 2022.06.01 16:38:59 +05'30'

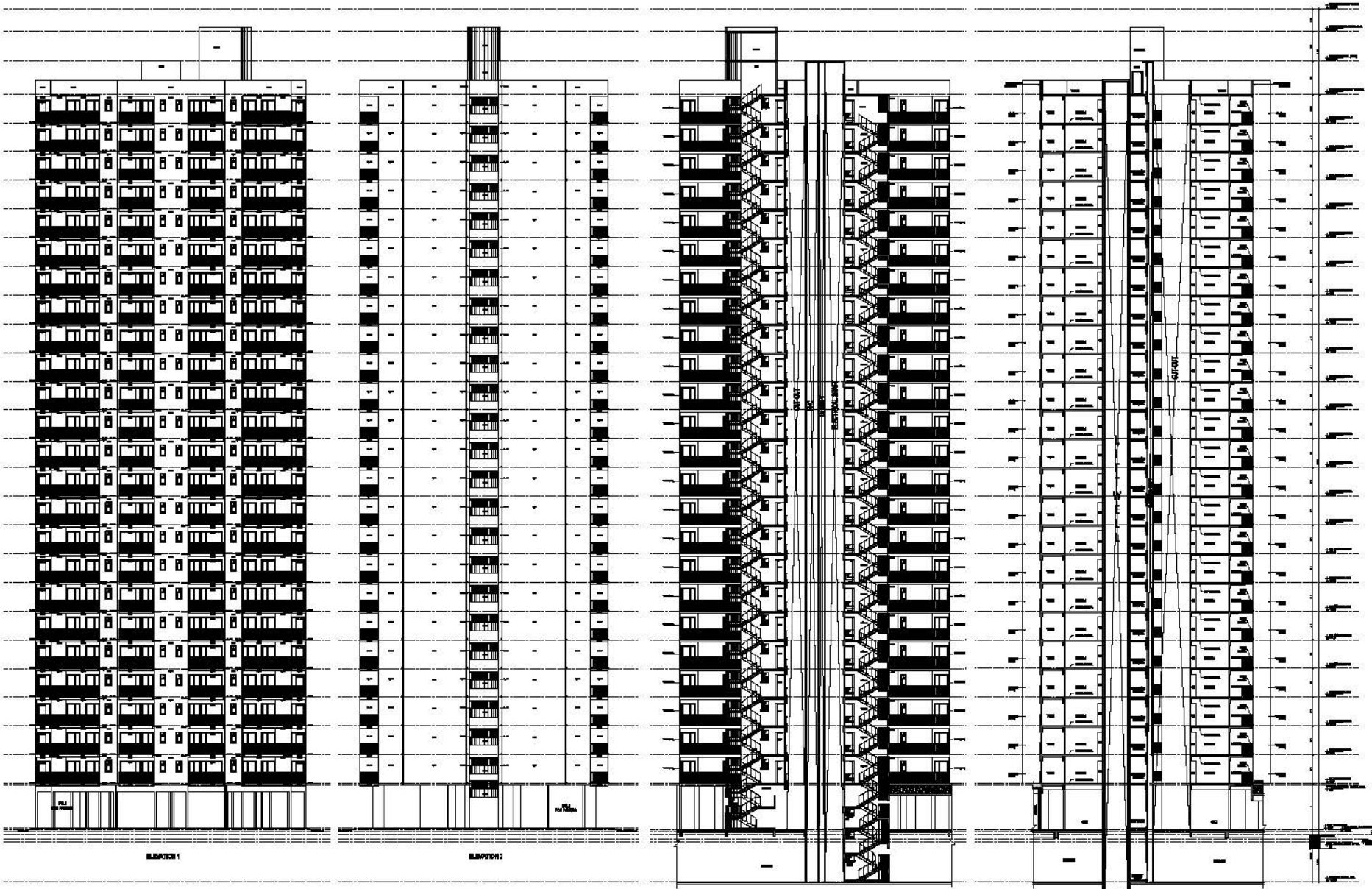

ELEVATION 1

ELEVATION 2

SECTION - XX

SECTION - YY

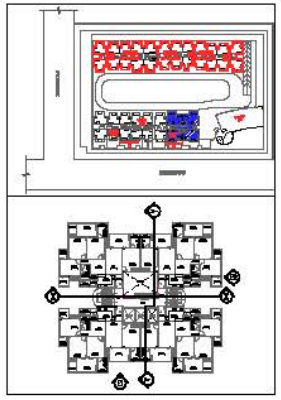

KEY PLAN

Sudheer Kumar Digitally signed by Sudheer Kumar Date: 2022.06.01 16:38:34 +05'30'

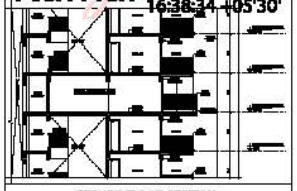

REFUGE FLOOR SECTION

AMIT VARMA Digitally signed by AMIT VARMA Date: 2022.06.01 13:32:48 +05'30'

SUBMISSION DRAWING

GENERAL NOTES:

1–ALL DIMENSIONS ARE IN MM UNLESS MENTIONED OTHERWISE (U.N.O.)
2–NO DIMENSIONS ARE TO BE SCALED FROM THIS DRAWING.

DRAWING TITLE:

TOWER - A
(BUILDING ELEVATION & SECTION)

PROJECT TITLE :

BROOK

Group Housing at
Plot No. 3C, Sector 12
Greater Noida (West)
Uttar Pradesh 201308

CLIENT / OWNER :

FUSION

BLESSINGS HOME PRIVATE LIMITED
A-5, GROUND FLOOR, VOJANA VIHAR,
DELHI - 110092

AREA:

SCALE:

DATE:

DRAWING NO.:

N E W S

ARCHITECT'S SIGNATURE:

ANAND SHARMA Digitally signed by ANAND SHARMA Date: 2022.05.26 14:04:40 +05'30'

OWNER'S SIGNATURE:

BRIJESH KUMAR Digitally signed by BRIJESH KUMAR Date: 2022.05.26 14:25:18 +05'30'

ARCHITECTS:-

DESIGN FORUM INTERNATIONAL

Address : K-17 , KAILASH COLONY , NEW DELHI -48
Phone : 011-46508600,46508601 , FAX - 46508601
Website: www.designforuminternational.com

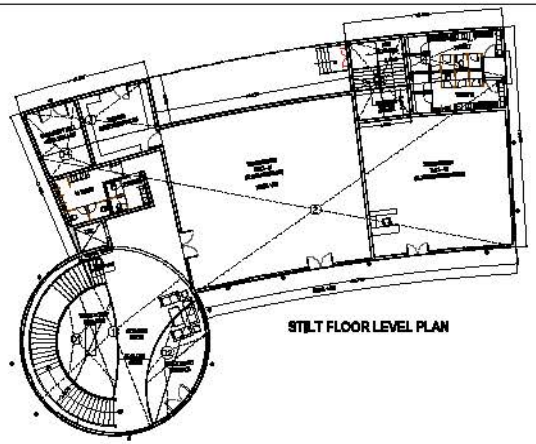

STILT FLOOR LEVEL PLAN

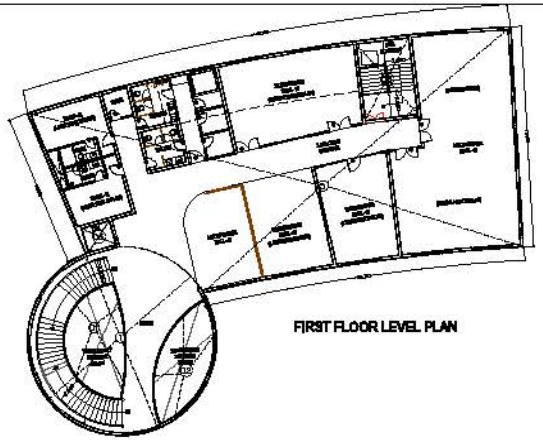

FIRST FLOOR LEVEL PLAN

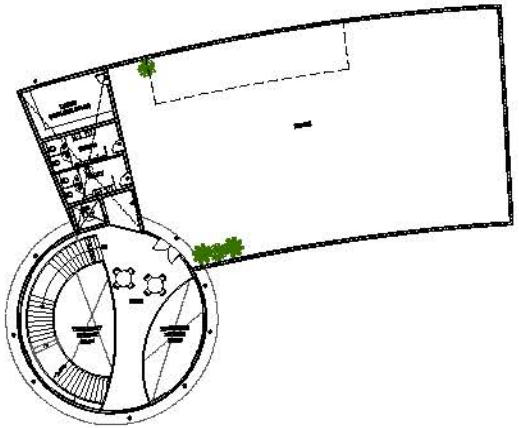

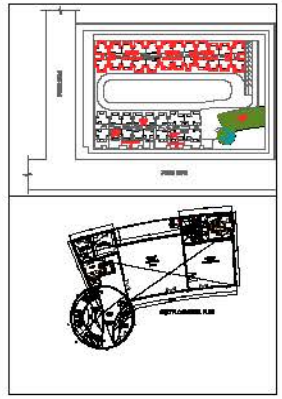

KEY PLAN

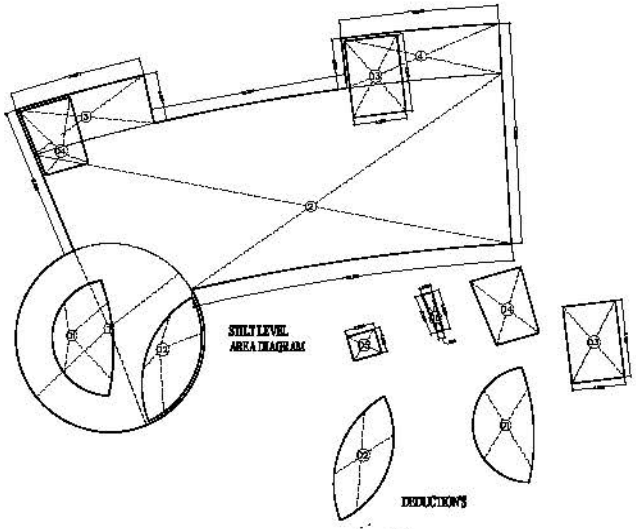

STILT LEVEL
AREA DIAGRAM

DEDUCTION'S

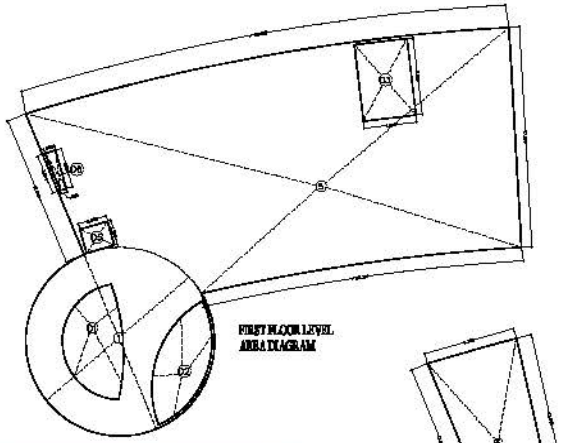

FIRST FLOOR LEVEL
AREA DIAGRAM

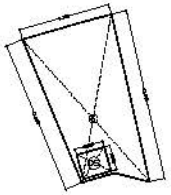

TERRACE LEVEL
AREA DIAGRAM

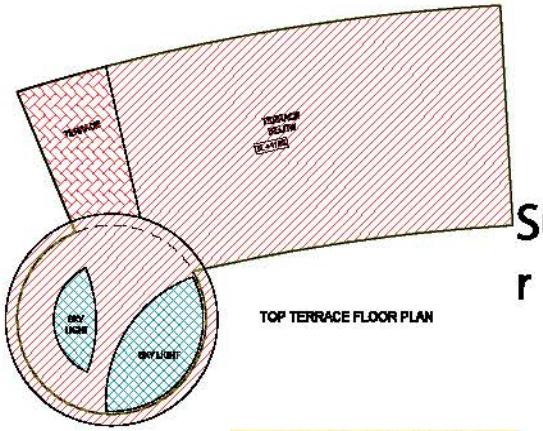

TOP TERRACE FLOOR PLAN

AREA CHART (SUMMARY)		
	FAR	EFFECTIVE AREA (AND CLAIM)
	M	N (O+P+Q)
PODIUM/STILT FLOOR	605.064	605.064
	N	S (O1 + O2 + O3)
FIRST FLOOR	681.585	32.367
	O	R (O4)
SECOND FLOOR	74.364	4.524
TOTAL AREA S	TOTAL FAR (M+N+O) 1361.013	TOTAL EFFECTIVE AREA (N+S+R) 641.955

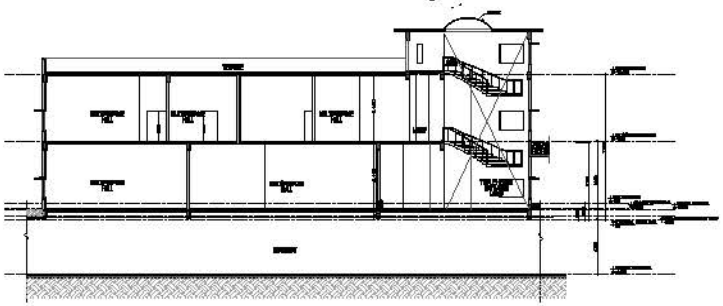

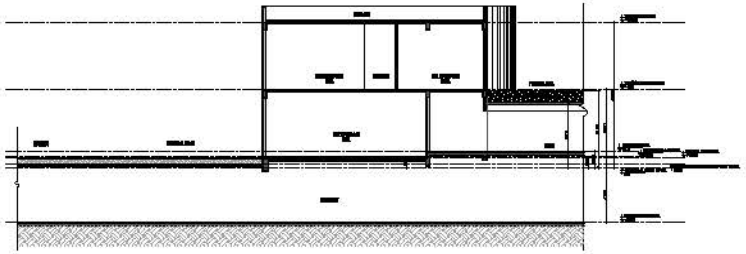

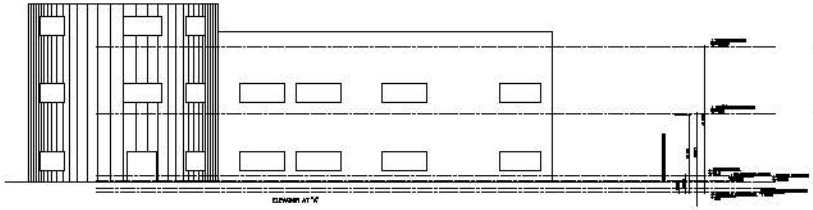

SECTION AT 'X'

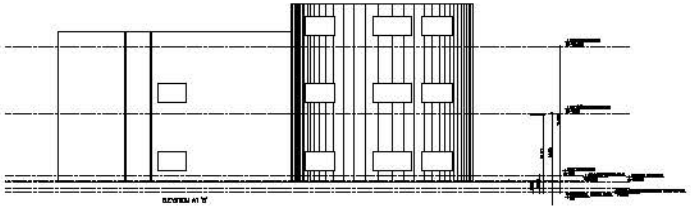

SECTION AT 'Y'

AREA STATEMENT OF COMMUNITY				
PODIUM/STILT FLOOR PLAN				
TITLE	NO.	LENGTH (L) (IN M)	WIDTH (W) (IN M)	AREA (L X W) (IN SQM)
		A1/POLYLINE		176.721
1	1	A1/POLYLINE		448.649
2	1	A1/POLYLINE		99.554
3	1	A1/POLYLINE		80.660
4	1	A1/POLYLINE		
PODIUM/STILT FLOOR AREA (A)				714.58
DEDUCTIONS				
TITLE	NO.	LENGTH (L) (IN M)	WIDTH (W) (IN M)	AREA (L X W) (IN SQM)
D1	1	A1/POLYLINE		33.106
D2	1	A1/POLYLINE		22.575
D3	1	A1/POLYLINE		21.707
D4	1	A1/POLYLINE		10.932
TOTAL DEDUCTIONS (P)				109.520
TOTAL PODIUM/STILT FLOOR FAR (M = A-P)				605.064
FIRST FLOOR PLAN				
TITLE	NO.	LENGTH (L) (IN M)	WIDTH (W) (IN M)	AREA (L X W) (IN SQM)
1	1	A1/POLYLINE		176.721
2	1	A1/POLYLINE		505.101
FIRST FLOOR AREA (B)				736.929
DEDUCTIONS				
TITLE	NO.	LENGTH (L) (IN M)	WIDTH (W) (IN M)	AREA (L X W) (IN SQM)
D1	1	A1/POLYLINE		33.106
D2	1	A1/POLYLINE		22.575
D3	1	A1/POLYLINE		21.707
D5	1	2.375	1.980	4.703
D6	1	A1/POLYLINE		2.130
TOTAL DEDUCTIONS (Q)				55.344
TOTAL FIRST FLOOR FAR (N = B-Q)				681.585
SECOND FLOOR PLAN				
TITLE	NO.	LENGTH (L) (IN M)	WIDTH (W) (IN M)	AREA (L X W) (IN SQM)
4	1	A1/POLYLINE		78.888
SECOND FLOOR AREA (C)				78.888
DEDUCTIONS				
TITLE	NO.	LENGTH (L) (IN M)	WIDTH (W) (IN M)	AREA (L X W) (IN SQM)
D5	1	2.375	1.980	4.524
TOTAL DEDUCTIONS (R)				4.524
TOTAL SECOND FLOOR FAR (O = C-R)				74.364
TOTAL COMMUNITY FAR (M+N+O)				1361.013

MEENA BHARGAVA — Digitally signed by MEENA BHARGAVA Date: 2022.06.06 17:00:29 +05'30'

Sudheer Kumar — Digitally signed by Sudheer Kumar Date: 2022.06.01 16:40:50 +05'30'

AMIT VARMA — Digitally signed by AMIT VARMA Date: 2022.06.01 13:34:15 +05'30'

SUBMISSION DRAWING

GENERAL NOTES:

1-ALL DIMENSIONS ARE IN MM UNLESS MENTIONED OTHERWISE (U.N.O.)
2-NO DIMENSIONS ARE TO BE SCALED FROM THIS DRAWING.

DRAWING TITLE:

COMMUNITY - ALL FLOOR PLAN, ELEVATION, SECTION & AREA CALCULATION

PROJECT TITLE :

BROOK

Group Housing at
Plot No. 3C, Sector 12
Greater Noida (West)
Uttar Pradesh 201308

CLIENT / OWNER :

FUSION

BLESSINGS HOME PRIVATE LIMITED
A-4, GROUND FLOOR, YOJANA VIHAR,
DELHI - 110092

ARE NO.

SCALE :

SCALE :

DRAWING NO.

DATE:

N E W S

ARCHITECT'S SIGNATURE:

ANAND SHARMA — Digitally signed by ANAND SHARMA Date: 2022.05.25 14:12:31 +05'30'

OWNER'S SIGNATURE:

BRIJESH KUMAR — Digitally signed by BRIJESH KUMAR Date: 2022.05.26 14:06:05 +05'30'

ARCHITECTS:-
DESIGN FORUM INTERNATIONAL
Address : K-47 , KAILASH COLONY , NEW DELHI -48
Phone : 011-46568600,46568601 , FAX - 46568601
Website: www.designforuminternational.com

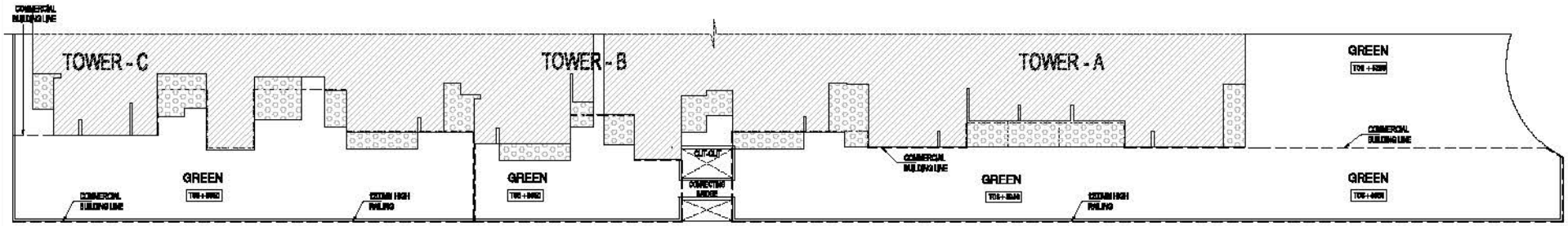

COMMERCIAL BLOCK
(TERRACE PLAN)

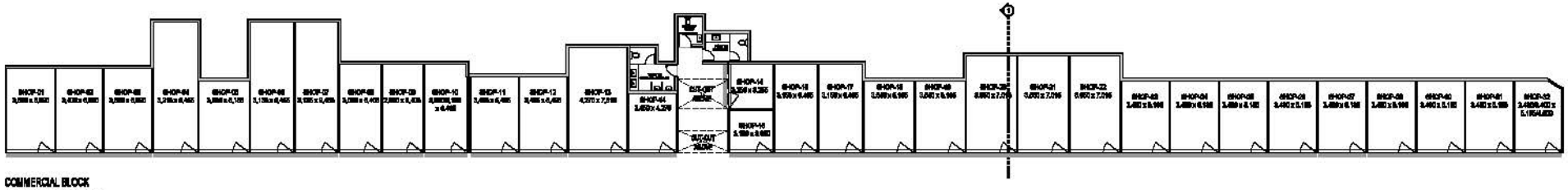

COMMERCIAL BLOCK
(GROUND FLOOR PLAN)

COMMERCIAL BLOCK ELEVATION

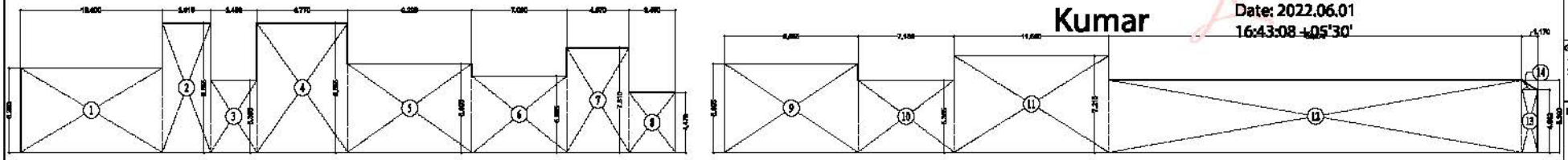

COMMERCIAL BLOCK - AREA DIAGRAM

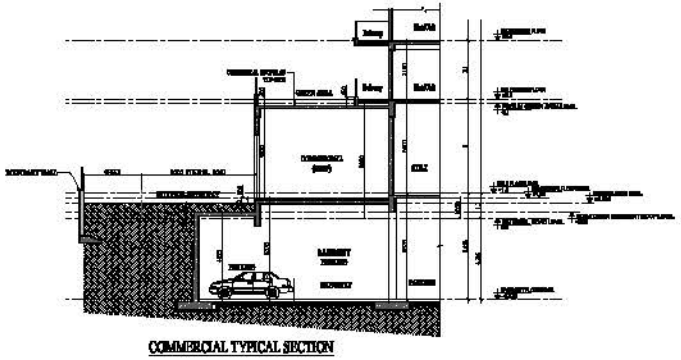

COMMERCIAL TYPICAL SECTION

AREA STATEMENT OF COMMERCIAL					
TITLE	NO.	SHAPE	LENGTH (L)	WIDTH (W)	AREA (L X W)
			(IN M)	(IN M)	(IN SQM)
1	1	REC	10.600	6.290	66.674
2	1	REC	3.615	9.655	34.903
3	1	REC	3.450	5.385	18.578
4	1	REC	6.770	9.655	65.364
5	1	REC	9.290	6.605	61.360
6	1	REC	7.080	5.695	40.321
7	1	REC	4.670	7.810	36.473
8	1	REC	3.450	4.470	15.422
9	1	REC	9.955	6.605	65.753
10	1	REC	7.180	5.385	38.664
11	1	REC	11.560	7.215	83.405
12	1	REC	30.870	5.390	166.389
13	1	REC	1.170	4.662	5.455
14	1		AS PER POLYLINE		0.394
TOAL FAR OF COMMERCIAL					699.155

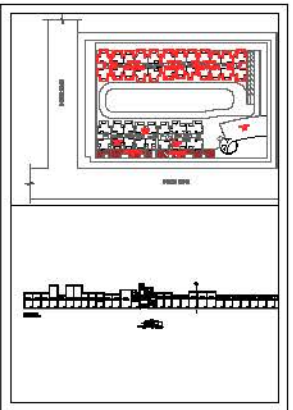

KEY PLAN

MEENA BHARGAVA
Digitally signed by MEENA BHARGAVA
Date: 2022.06.06 17:04:44 +05'30'

Sudheer Kumar
Digitally signed by Sudheer Kumar
Date: 2022.06.01 16:43:08 +05'30'

AMIT VARMA
Digitally signed by AMIT VARMA
Date: 2022.06.01 13:35:48 +05'30'

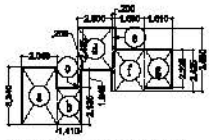

VISITOR'S TOILET AREA DIAGRAM

AREA OF VISITORS TOILET					
TITLE	NO.	SHAPE	LENGTH (L)	WIDTH (W)	AREA (L X W)
			(IN M)	(IN M)	(IN SQM)
a	1	REC	2.040	3.340	6.814
b	1	REC	1.410	2.135	3.010
c	1	REC	0.200	1.045	0.209
d	1	REC	2.000	2.435	4.870
e	1	REC	0.200	3.680	0.736
f	1	REC	1.690	2.425	4.098
g	1	REC	1.610	2.225	3.582
TOTAL AREA OF VISITOR'S TOILET					23.319

SUBMISSION DRAWING

GENERAL NOTES:
1-ALL DIMENSIONS ARE IN MM UNLESS MENTIONED OTHERWISE (U.N.O.)
2-NO DIMENSIONS ARE TO BE SCALED FROM THIS DRAWING.

DRAWING TITLE:
COMMERCIAL - ALL FLOOR PLAN, ELEVATION, SECTION & AREA CALCULATION

PROJECT TITLE:
BROOK
Group Housing at
Plot No. 3C, Sector 12
Greater Noida (West)
Uttar Pradesh 201308

CLIENT / OWNER:
FUSION
BLESSINGS HOMZ PRIVATE LIMITED
A-4, GROUND FLOOR, YOJANA VIHAR, DELHI - 110092

JOB NO.
SCALE:
DATE:
DRAWING NO.
N E W S

ARCHITECT'S SIGNATURE:
ANAND SHARMA
Digitally signed by ANAND SHARMA
Date: 2022.06.25 14:12:56 +05'30'

OWNER'S SIGNATURE:
BRIJESH KUMAR
Digitally signed by BRIJESH KUMAR
Date: 2022.06.26 14:28:23 +05'30'

ARCHITECTS:-
DESIGN FORUM INTERNATIONAL
Address : K-47 , KAILASH COLONY , NEW DELHI -48
Phone : 011-46606600,46606601 , FAX - 46606601
Website: www.designforuminternational.com