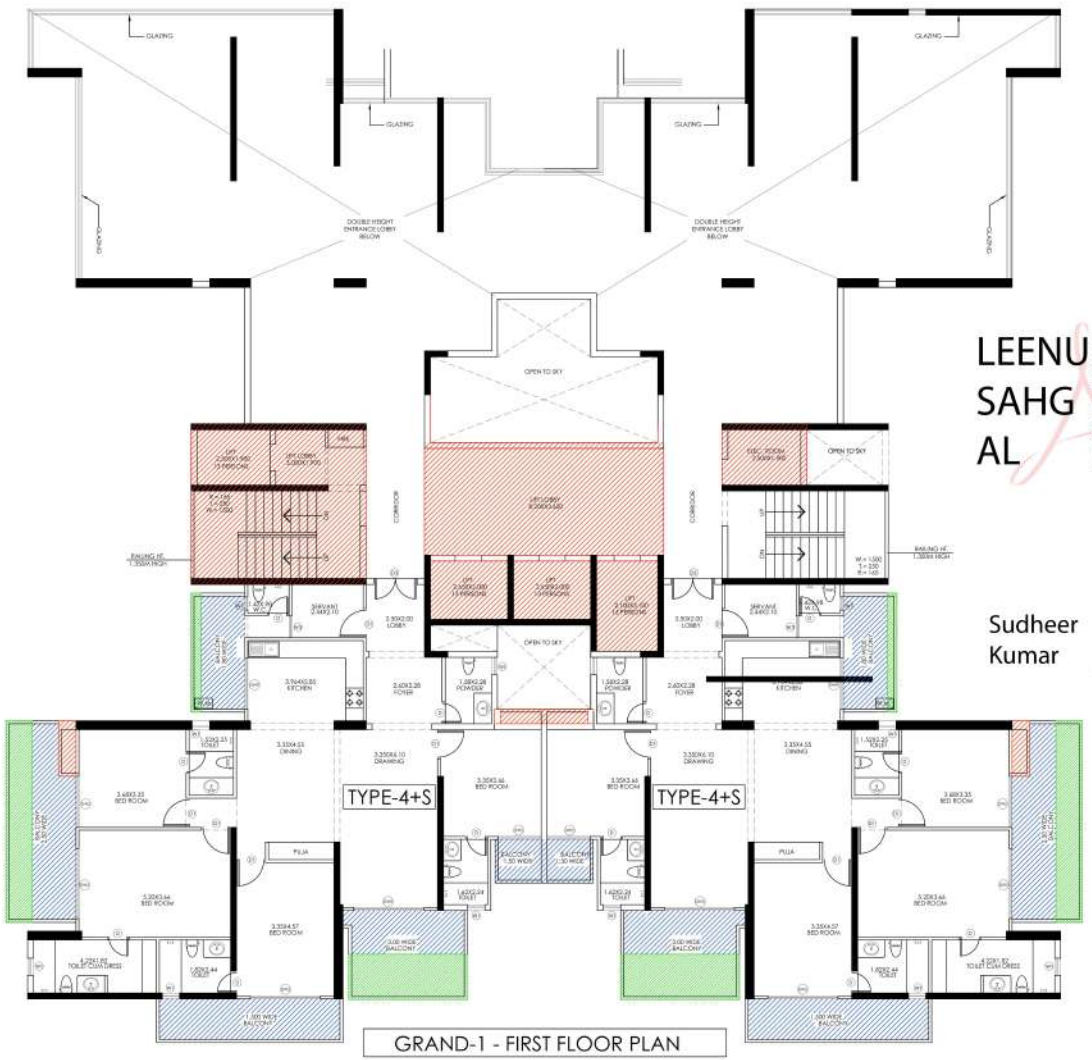

GRAND-1 - FIRST FLOOR PLAN

LEENU SAHGAL Digitally signed by LEENU SAHGAL Date: 2025.02.07 16:29:22 +05'30'

Sudheer Kumar Digitally signed by Sudheer Kumar Date: 2025.01.18 14:50:12 +05'30'

Amit Varma Digitally signed by Amit Varma Date: 2025.01.15 09:34:12 +05'30'

LAL SINGH Digitally signed by LAL SINGH Date: 2025.01.16 13:00:06 +05'30'

CIRCULATION AREA ON TYPICAL FLOOR:

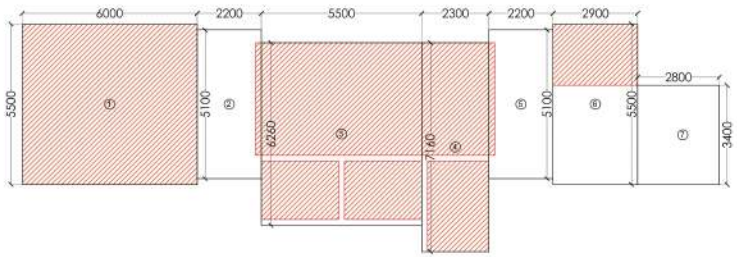

CIRCULATION AREA DETAIL						
1	6.000	X	5.500	=	33.000
2	2.200	X	5.100	=	11.220
3	5.500	X	6.260	=	34.430
4	2.300	X	7.160	=	16.468
5	2.200	X	5.100	=	11.220
6	2.900	X	5.500	=	15.950
7	2.800	X	3.400	=	9.520
			TOTAL AREA	=	131.808

COVERED AREA OF CIRCULATION AT ONE FLOOR:-

=TOTAL CIRCULATION AREA -[A+B+C+D]

=131.808-[33.000+31.652+6.090+17.110]
=131.808-(87.852)

=43.956 SQM

15% ADDITIONAL F.A.R. ON TYPICAL FLOOR:

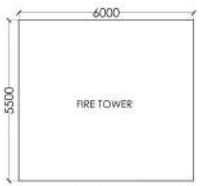

FIRE TOWER					
S.NO.	DIMENSION (M)		DIMENSION (M)		TOTAL (SQ.M.)
1	6.000	X	5.500	=	33.000
A			TOTAL AREA	=	33.000

LIFT LOBBY AREA DETAIL					
S.NO.	DIMENSION (M)		DIMENSION (M)		TOTAL (SQ.M.)
1	8.200	X	3.650	=	29.930
B			TOTAL AREA	=	29.930

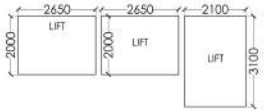

LIFT WELL AREA DETAIL					
S.NO.	DIMENSION (M)		DIMENSION (M)		TOTAL (SQ.M.)
1	2.650	X	2.000	=	5.300
2	2.650	X	2.000	=	5.300
3	2.100	X	3.100	=	6.510
C			TOTAL AREA	=	17.110

SERVICE AREA DETAIL					
S.NO.	DIMENSION (M)		DIMENSION (M)		TOTAL (SQ.M.)
1	2.900	X	2.100	=	6.090
D			TOTAL AREA	=	6.090

F.A.R AREA DETAIL AT STILT:-

=LIFT AREA+STAIRCASE +ENT. LOBBY:-
=(22.430)+(20.400)+(166.978X2)

=376.786 SQ.M.

F.A.R. AREA DETAIL AT FIRST FLOOR:-

=(TYPE-4+SX2)+(CIRCULATION AR. AT TYPICAL FLOOR) :-
=(170.451X2)+(43.956)

= **384.858 SQ.M.**

F.A.R. AREA DETAIL AT TYPICAL FLOOR

=(TYPE-4+SX4)+(CIRCULATION AR. AT TYPICAL FLOOR) :-
=(170.451X4)+(43.956)

= **725.760 SQ.M.**

15% EXTRA FAR AREA DET. ON STILT FLOOR :-

= FIRE TOWER+LIFT LOBBY+SERVICE SH.+CONNECTION:-

= 33.000 + 29.930 + 6.090
=69.020 SQ.M.

15% EXTRA FAR AR. DETAIL ON FIRST FLOOR :-

= FIRE TOWER +LIFT LOBBY+SERVICE SHAFT
+LIFT WELL+CUP BOARD(TYPE 4)X2:-

=33.0+29.930+6.090+17.110+(1.940X2)

= **90.010 SQ.M.**

15% EXTRA FAR AR. DETAIL ON TYPICAL FLOOR :-

= FIRE TOWER +LIFT LOBBY+SERVICE SHAFT
+LIFT WELL+CUP BOARD(TYPE 4)X4

=33.0+29.930+6.090+17.110+(1.940X4)

=93.890 SQ.M.

15% EXTRA FAR AR. DETAIL ON 18TH & 27TH FLOOR :-

=FIRE TOWER +LIFT LOBBY+SERVICE SHAFT
+LIFT WELL+CUP BOARD(TYPE 4)X4+ REFUGE AREA

=33.0+29.930+6.090+17.110+(1.94X4)+(3.000X5.500)

=110.39 SQ.M.

15% EXTRA FAR AREA DETAIL ON ALL FL. OF GRAND-1:-

=STILT FLOOR +1ST FLOOR+18TH &27TH FLOOR +2ND TO 33TH FLOOR +TERRACE FLOOR

=3383.510 SQ.M.

SCHEDULE OF DOOR & WINDOWS

SN.	TYPE	SIZE	CILL LVL.	LTL. LVL.
1.	D	750 X 2100	-	2100
2.	D1	900 X 2100	-	2100
3.	D2	1050 X 2100	-	2100
4.	D3	1500 X 2100	-	2100
5.	W	600 X 900	1200	2100
6.	W1	600 X 900	1200	2100
7.	W2	540 X 900	1200	2100
8.	W3	825 X 1200	900	2100
9.	W4	1225 X 1050	1050	2100
10.	W5	450 X 900	1200	2100
11.	DW1	1060 X 2100	-	2100
12.	DW2	1500 X 2100	-	2100
13.	DW3	1555 X 2100	-	2100
14.	DW4	1240 X 2100	-	2100
15.	DW5	2400 X 2100	-	2100
16.	DW6	1105 X 2100	-	2100
17.	DW7	1800 X 2100	-	2100
18.	DW8	1050 X 2100	-	2100
19.	DW9	1790 X 2100	-	2100
20.	DW10	2100 X 2100	-	2100
21.	DW11	2600 X 2100	-	2100

TYPE 4+S FAR AREA DETAIL					
	17.710	X	14.410	=	**255.201**
b1			as/figure	=	1.5770
b2			as/figure	=	1.5540
b3			as/figure	=	0.3420
			TOTAL	=	**258.674**
	DEDUCTIONS				
S.NO.	DIMENSION (M)		DIMENSION (M)		TOTAL (SQ.M.)
1	11.610	X	0.200	=	2.322
2	2.300	X	2.500	=	5.750
3	1.600	X	4.980	=	7.968
4	1.830	X	2.440	=	4.465
5	7.443	X	4.680	=	34.843
6	6.900	X	3.030	=	20.907
7	1.660	X	7.210	=	11.969
			TOTAL DEDUCTIONS	=	**88.223**
			NET FAR AREA	=	**170.451**

SIGNATURE AND SEAL OF ARCHITECT :

Pankaj Nath Andley Digitally signed by Pankaj Nath Andley Date: 2025.01.14 19:37:17 +05'30'

SIGNATURE AND SEAL OF OWNER :

RAKESH KUMAR Digitally signed by RAKESH KUMAR Date: 2025.01.14 20:41:57 +05'30'

Authorised Signatory

PROJECT :-

GROUP HOUSING PROJECT **NIRALA GRAND (FORMERLY KNOWN AS MORPHEUS PRATIKSHA)**
DEVELOPED by **M/S SRK BUILDWELL PVT. LTD.** FOR
M/S MORPHEUS DEVELOPERS PVT. LTD.
PLOT NO. GH-16A, SECTOR-1, GREATER NOIDA

REVISED SUBMISSION DRAWING

DWG. TITLE : GRAND-1 : FIRST FLOOR PLAN

SCALE: 1:200 | DWG. NO. : 26

CLIENT : Aakash | DATE: 11/09/2024

ARCHITECTS :-

ANDLEYS ASSOCIATES PVT.LTD.
ARCHITECTS ENGINEERS PLANNERS
34 HOUSING SOCIETY NOIDA-1 NOIDA-201301

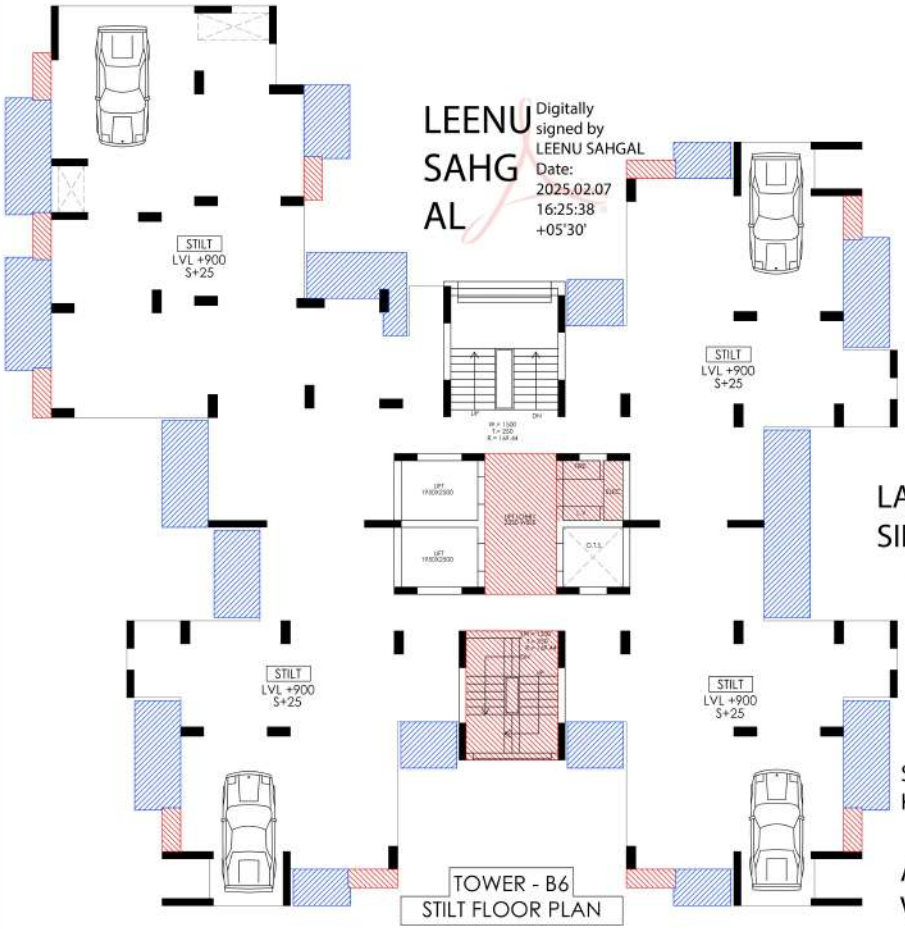

TOWER - B6
STILT FLOOR PLAN

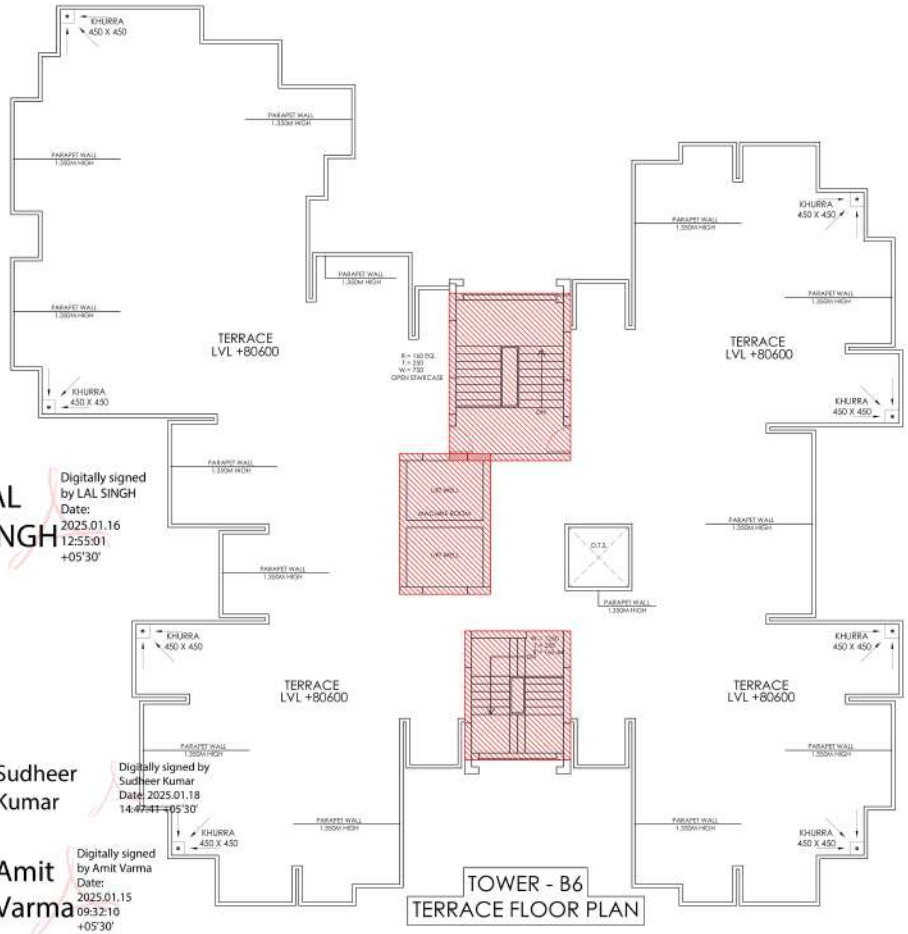

TOWER - B6
TERRACE FLOOR PLAN

LEENU SAHGAL
Digitally signed by LEENU SAHGAL
Date: 2025.02.07 16:25:38 +05'30'

LAL SINGH
Digitally signed by LAL SINGH
Date: 2025.01.16 12:55:01 +05'30'

Sudheer Kumar
Digitally signed by Sudheer Kumar
Date: 2025.01.18 14:47:41 +05'30'

Amit Varma
Digitally signed by Amit Varma
Date: 2025.01.15 09:32:10 +05'30'

SCHEDULE OF DOOR & WINDOWS

SN.	TYPE	SIZE	CILL LVL.	LTL. LVL.
1.	D	750 X 2100	-	2100
2.	D1	900 X 2100	-	2100
3.	D2	1050 X 2100	-	2100
4.	D3	1500 X 2100	-	2100
5.	W	600 X 900	1200	2100
6.	W1	600 X 900	1200	2100
7.	W2	540 X 900	1200	2100
8.	W3	825 X 1200	900	2100
9.	W4	1225 X 1050	1050	2100
10.	W5	450 X 900	1200	2100
11.	DW1	1060 X 2100	-	2100
12.	DW2	1500 X 2100	-	2100
13.	DW3	1555 X 2100	-	2100
14.	DW4	1240 X 2100	-	2100
15.	DW5	2400 X 2100	-	2100
16.	DW6	1105 X 2100	-	2100
17.	DW7	1800 X 2100	-	2100
18.	DW8	1050 X 2100	-	2100
19.	DW9	1790 X 2100	-	2100
20.	DW10	2100 X 2100	-	2100
21.	DW11	2600 X 2100	-	2100

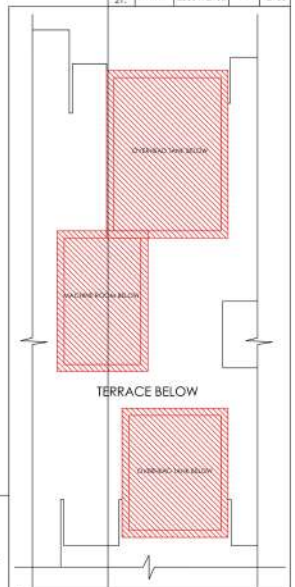

TOWER - B5 - PART PLAN FOR WATER TANK

F.A.R. ON STILT FLOOR:

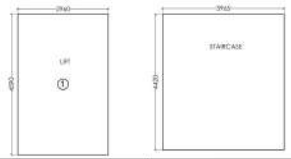

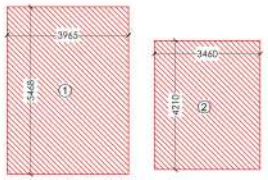

MUMTY AREA DIAGRAM

MUMTY DETAIL

S.NO.	DIMENSION (M)		DIMENSION (M)		TOTAL (SQ.M.)
1	3.965	X	5.468	=	21.681
2	3.460	X	4.120	=	14.255
			TOTAL AREA	=	**35.936**

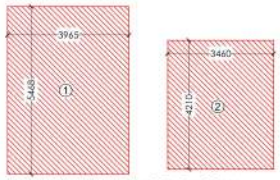

OVER HEAD TANK AREA DIAGRAM

O.H.W. TANK DETAIL

S.NO.	DIMENSION (M)		DIMENSION (M)		TOTAL (SQ.M.)
1	3.965	X	5.468	=	21.681
2	3.460	X	4.120	=	14.255
			TOTAL AREA	=	**35.936**

LIFT LOBBY AREA DETAIL

S.NO.	DIMENSION (M)		DIMENSION (M)		TOTAL (SQ.M.)
1	4.590	X	2.330	=	10.693
			TOTAL AREA	=	**10.693**

LIFT WELL AREA DETAIL

S.NO.	DIMENSION (M)		DIMENSION (M)		TOTAL (SQ.M.)
1	1.930	X	2.500	=	4.825
2	1.930	X	2.500	=	4.825
D			TOTAL AREA	=	9.7500

STAIRWELL AREA DETAIL

S.NO.	DIMENSION (M)		DIMENSION (M)		TOTAL (SQ.M.)
1	0.808	X	1.900	=	0.959
E			TOTAL AREA	=	**0.959**

MACHINE ROOM AREA DIAGRAM

MACHINE ROOM DETAIL

S.NO.	DIMENSION (M)		DIMENSION (M)		TOTAL (SQ.M.)
1	2.960	X	4.590	=	13.586
			TOTAL AREA	=	**13.586**

15% EXTRA FAR AR. DETAIL AT TERRACE FLOOR :-

= MUMTY + O.H.W.TANK + MACHINE ROOM AREA

=35.936 + 35.936 + 13.586

= **85.458 SQ.M.**

GROUND COVERAGE AREA DETAIL :-

=(CIRCULATION AREA AT GR. FLOOR)+(TYPE-3X3)+(TYPE-3+S)+ FIRESCAPE STAIR+CUP BOARD((TYPE 3)+(TYPE 3+S)+LIFT LOBBY+SERVICE SHAFT+STAIRWELL +LIFT WELL:-

=(31.399)+(87.810X3)+(145.446X1)+12.63+[(5.490+1.785)]+10.695+4.251+0.959+9.750

=485.835 SQ.M.

F.A.R AREA DETAIL ON STILT FLOOR :-

=LIFT AREA+STAIRCASE :-

=(3.965X4.420)+(2.960X4.590)

=31.111 SQ.M.

F.A.R AREA DETAIL AT TYPICAL FLOOR:-

=(TYPE-3X3)+(TYPE-3+SX1)
+(CIRCULATION AREA AT ONE FLOOR):-

=(87.81X3)+(145.446X1)+(31.399)
=(263.430)+(145.446)+(31.399)

= **440.275 SQ.M.**

15% EXTRA FAR AREA DET. ON STILT FLOOR :-

= FIRESCAPE STAIR + LIFT LOBBY+SERVICE SHAFT:-

= 12.63+10.695+4.251

= **27.576 SQ.M.**

15% EXTRA FAR AR. DETAIL ON TYPICAL FLOOR :-

= FIRESCAPE STAIR+CUP BOARD((TYPE 3)+
(TYPE 3+S)+LIFT LOBBY+SERVICE SHAFT+LIFT WELL:-
= 12.63+[(5.490+1.785)]+10.695+4.251+9.750

= **44.601 SQ.M.**

15% EXTRA FAR AREA DETAIL ON ALL FL. OF BLOCK B-6:-

=STILT FLOOR +1ST FLOOR TO 25TH FLOOR
+TERRACE FLOOR
=27.576+(44.601X25)+85.458

=1,228.059 SQ.M.

NON F.A.R.
STILT AREA DETAIL FOR PARKING :-

=(TYPE-3X3)+(TYPE-3+SX1)
=(87.810X3)+(145.446X1)

=408.876 SQ.M.

SIGNATURE AND SEAL OF ARCHITECT :

Pankaj Nath Andley
Digitally signed by Pankaj Nath Andley
Date: 2025.01.14 19:54:42 +05'30'

SIGNATURE AND SEAL OF OWNER :

RAKESH KUMAR
Digitally signed by RAKESH KUMAR
Date: 2025.01.14 20:55:11 +05'30'
Authorised Signatory

PROJECT :-

GROUP HOUSING PROJECT **NIRALA GRAND (FORMERLY KNOWN AS MORPHEUS PRATIKSHA)** DEVELOPED by **M/S SRK BUILDWELL PVT. LTD.** FOR M/S MORPHEUS DEVELOPERS PVT. LTD.,
PLOT NO. GH-16A, SECTOR-1, GREATER NOIDA

REVISED SUBMISSION DRAWINGS

DWG. TITLE
TOWER B-6 : STILT & TERRACE FLOOR PLAN

SCALE: 1:200 | DWG. NO. : 22

DLT.BY : Akshesh | DATE: 11/09/2024

ARCHITECTS :-

ANDLEYS ASSOCIATES PVT.LTD.
ARCHITECTS ENGINEERS PLANNERS
SR HOUSING IDOOTP HOLDLS RDWTDEP - UBDR

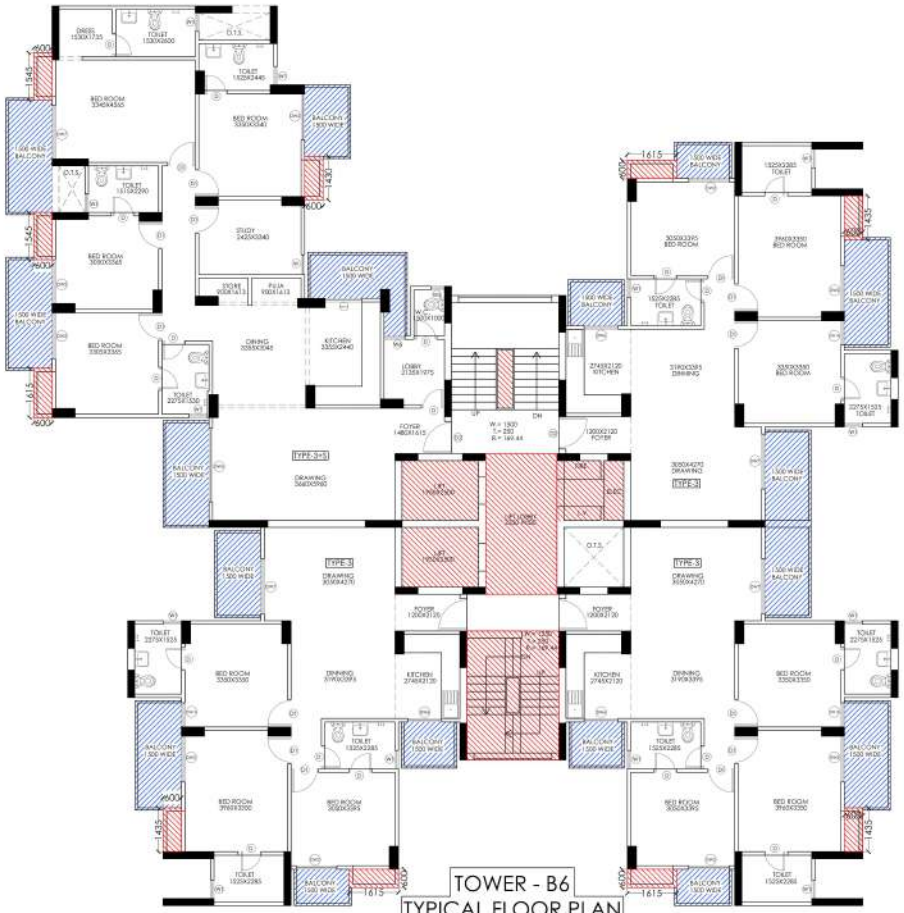

TOWER - B6
TYPICAL FLOOR PLAN

15% ADDITIONAL F.A.R. ON TYPICAL FLOOR:

FIRE STAIRCASE AREA DETAIL					
S.NO.	DIMENSION (M)		DIMENSION (M)		TOTAL (SQ.M.)
1	3.980	X	4.210	=	12.630
A	TOTAL AREA			=	12.630

LIFT LOBBY AREA DETAIL					
S.NO.	DIMENSION (M)		DIMENSION (M)		TOTAL (SQ.M.)
1	4.590	X	2.300	=	10.695
B	TOTAL AREA			=	10.695

SHAFT AREA DETAIL							
S.NO.	DIMENSION (M)		DIMENSION (M)				TOTAL (SQ.M.)
1	2.180	X	1.950	X	1	=	4.251
C	TOTAL AREA					=	4.251

LIFT WELL AREA DETAIL					
S.NO.	DIMENSION (M)		DIMENSION (M)		TOTAL (SQ.M.)
1	1.950	X	2.500	=	4.875
2	1.950	X	2.500	=	4.875
D	TOTAL AREA			=	9.7500

STAIRWELL AREA DETAIL					
S.NO.	DIMENSION (M)		DIMENSION (M)		TOTAL (SQ.M.)
1	0.500	X	1.900	=	0.950
E	TOTAL AREA			=	0.950

F.A.R AREA DETAIL ON STILT FLOOR :-

=LIFT AREA+STAIRCASE :-

=(3.965X4.420)+(2.960X4.590)

=31.111 SQ.M.

F.A.R AREA DETAIL AT TYPICAL FLOOR:-

=(TYPE-3X3)+(TYPE-3+SX1)
+(CIRCULATION AREA AT ONE FLOOR):-

=(87.81X3)+(145.446X1)+(31.399)
=(263.430)+(145.446)+(31.399)

= **440.275 SQ.M.**

15% EXTRA FAR AREA DET. ON STILT FLOOR :-

= FIRESCAPE STAIR + LIFT LOBBY+SERVICE SHAFT:-

= 12.63+10.695+4.251

= **27.576 SQ.M.**

15% EXTRA FAR AR. DETAIL ON TYPICAL FLOOR :-

= FIRESCAPE STAIR+CUP BOARD([TYPE 3]+
(TYPE 3+S)+LIFT LOBBY+SERVICE SHAFT+LIFT WELL:-
= 12.63+[(5.490+1.785)]+10.695+4.251+9.750

= **44.601 SQ.M.**

15% EXTRA FAR AREA DETAIL ON ALL FL. OF BLOCK B-6:-

=STILT FLOOR +1ST FLOOR TO 25TH FLOOR
+TERRACE FLOOR
=27.576+(44.601X25)+85.458

=1,228.059 SQ.M.

NON F.A.R.
STILT AREA DETAIL FOR PARKING :-

=(TYPE-3X3)+(TYPE-3+SX1)
=(87.810X3)+(145.446X1)

=408.876 SQ.M.

SCHEDULE OF DOOR & WINDOWS

SN.	TYPE	SIZE	CILL LVL	LTL LVL
1.	D	750 X 2100	-	2100
2.	D1	900 X 2100	-	2100
3.	D2	1050 X 2100	-	2100
4.	D3	1500 X 2100	-	2100
5.	W	600 X 900	1200	2100
6.	W1	600 X 900	1200	2100
7.	W2	540 X 900	1200	2100
8.	W3	825 X 1200	900	2100
9.	W4	1225 X 1050	1050	2100
10.	W5	450 X 900	1200	2100
11.	DW1	1060 X 2100	-	2100
12.	DW2	1500 X 2100	-	2100
13.	DW3	1555 X 2100	-	2100
14.	DW4	1240 X 2100	-	2100
15.	DW5	2400 X 2100	-	2100
16.	DW6	1105 X 2100	-	2100
17.	DW7	1800 X 2100	-	2100
18.	DW8	1050 X 2100	-	2100
19.	DW9	1790 X 2100	-	2100
20.	DW10	2100 X 2100	-	2100
21.	DW11	2600 X 2100	-	2100

LEENU SAHGAL Digitally signed by LEENU SAHGAL Date: 2025.02.07 16:26:22 +05'30'

Sudheer Kumar Digitally signed by Sudheer Kumar Date: 2025.01.18 14:48:19 +05'30'

LAL SINGH Digitally signed by LAL SINGH Date: 2025.01.16 12:56:13 +05'30'

Amit Varma Digitally signed by Amit Varma Date: 2025.01.15 09:32:37 +05'30'

CIRCULATION AREA ON TYPICAL FLOOR:

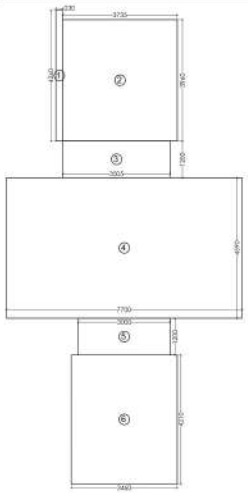

CIRCULATION AREA DETAIL					
1	0.250	X	4.060	=	0.988
2	3.735	X	3.960	=	14.791
3	3.360	X	1.200	=	4.032
4	7.700	X	4.590	=	35.343
5	3.000	X	1.200	=	3.600
6	3.460	X	4.210	=	14.567
	TOTAL AREA			=	73.486

COVERED AREA OF
CIRCULATION AT ONE FLOOR:-

=TOTAL CIRCULATION AREA-
(FIRE STAIRCASE + LIFT LOBBY+LIFT WELL
+SERVICE SHAFT+STAIRWELL+O.T.S.)

=73.486-(12.63+10.695+9.750+4.251
+0.959+3.802)
=73.486-(42.087)

=31.399 SQM

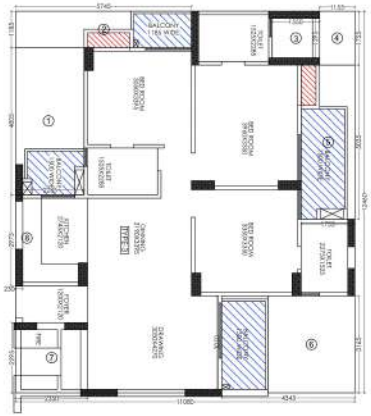

TYPE 3 FAR AREA DETAIL					
	12.460	X	11.08	=	138.057
	DEDUCTIONS				
S.NO.	DIMENSION (M)		DIMENSION (M)		TOTAL (SQ.M.)
1	4.805	X	2.235	=	10.739
2	1.185	X	5.745	=	6.808
3	1.295	X	1.550	=	2.007
4	1.755	X	1.155	=	2.027
5	5.035	X	1.755	=	8.836
6	3.165	X	4.345	=	13.752
7	2.295	X	2.350	=	5.393
8	2.975	X	0.230	=	0.684
	TOTAL DEDUCTIONS			=	50.247
	NET FAR AREA			=	87.810

TYPE 3+S FAR AREA DETAIL					
	13.045	X	17.02	=	222.026
	DEDUCTIONS				
S.NO.	DIMENSION (M)		DIMENSION (M)		TOTAL (SQ.M.)
1	5.885	X	0.115	=	0.677
2	5.125	X	3.585	=	18.373
3	1.075	X	1.515	=	1.629
4	5.690	X	2.570	=	14.623
5	2.475	X	6.975	=	17.263
6	2.090	X	6.580	=	13.752
7	10.840	X	0.230	=	2.493
8	0.095	X	0.975	=	0.093
9	0.675	X	0.750	=	0.506
10	0.860	X	0.770	=	0.662
11	1.845	X	2.410	=	4.446
12	2.330	X	0.885	=	2.062
	TOTAL DEDUCTIONS			=	76.580
	NET FAR AREA			=	145.446

SIGNATURE AND SEAL OF ARCHITECT :

Pankaj Nath Andley — Digitally signed by Pankaj Nath Andley Date: 2025.01.14 19:35:22 +05'30'

SIGNATURE AND SEAL OF OWNER :

RAKESH KUMAR — Digitally signed by RAKESH KUMAR Date: 2025.01.14 20:57:58 +05'30'

Authorised Signatory

PROJECT :-

GROUP HOUSING PROJECT **NIRALA GRAND (FORMERLY KNOWN AS MORPHEUS PRATIKSHA)** DEVELOPED by **M/S SRK BUILDWELL PVT. LTD.** FOR M/S MORPHEUS DEVELOPERS PVT. LTD.
PLOT NO. GH-16A, SECTOR-1, GREATER NOIDA

REVISED SUBMISSION DRAWING

DRG. TITLE :-

TOWER B-6 : TYPICAL FLOOR PLAN

SCALE: 1:200 | DRG. NO. :- 22

CLT.BY : AAAAAH | DATE: 11/09/2024

ARCHITECTS :-

ANDLEYS ASSOCIATES PVT.LTD.
ARCHITECTS ENGINEERS PLANNERS
24 - HOSHANG 100/107 - NEZULI-I NEW DELHI - 110049



RIGHT SIDE ELEVATION

LEENU SAHGAL Digitally signed by LEENU SAHGAL Date: 2025.02.07 16:27:15 +05'30'

Sudheer Kumar Digitally signed by Sudheer Kumar Date: 2025.01.18 14:48:55 +05'30'



LAL SINGH Digitally signed by LAL SINGH Date: 2025.01.16 12:57:29 +05'30'

FRONT ELEVATION

Amit Varma Digitally signed by Amit Varma Date: 2025.01.15 09:33:07 +05'30'



SECTION "AA"

PROJECT:-

GROUP HOUSING PROJECT **NIRALA GRAND**
(FORMERLY KNOWN AS MORPHEUS PRATIKSHA)
DEVELOPED by **M/S SRK BUILDWELL PVT. LTD.** FOR M/S MORPHEUS DEVELOPERS PVT. LTD.
PLOT NO. GH-16A, SECTOR-1,GREATER NOIDA

SIGNATURE AND SEAL OF OWNER :

RAKESH KUMAR Digitally signed by RAKESH KUMAR Date: 2025.01.24 20:52:19 +05'30'

Authorised Signatory

SIGNATURE AND SEAL OF ARCHITECT :

Pankaj Nath Andley Digitally signed by Pankaj Nath Andley Date: 2025.01.14 19:35:59 +05'30'

REVISED SUBMISSION DRAWING

ORG. TITLE:-
FRONT ELEVATION, SIDE ELEVATION & SECTION "AA" [TOWER-B-6]

SCALE:- 1:200 | ORG. NO.:- 24

DLT.BY:- Mukesh | DATE:-11/09/2024

ARCHITECTS:-

ANDLEYS ASSOCIATES PVT.LTD.
ARCHITECTS ENGINEERS PLANNERS
24 HOUSING SOCIETY N.D.S.I.I NEW DELHI - 110049

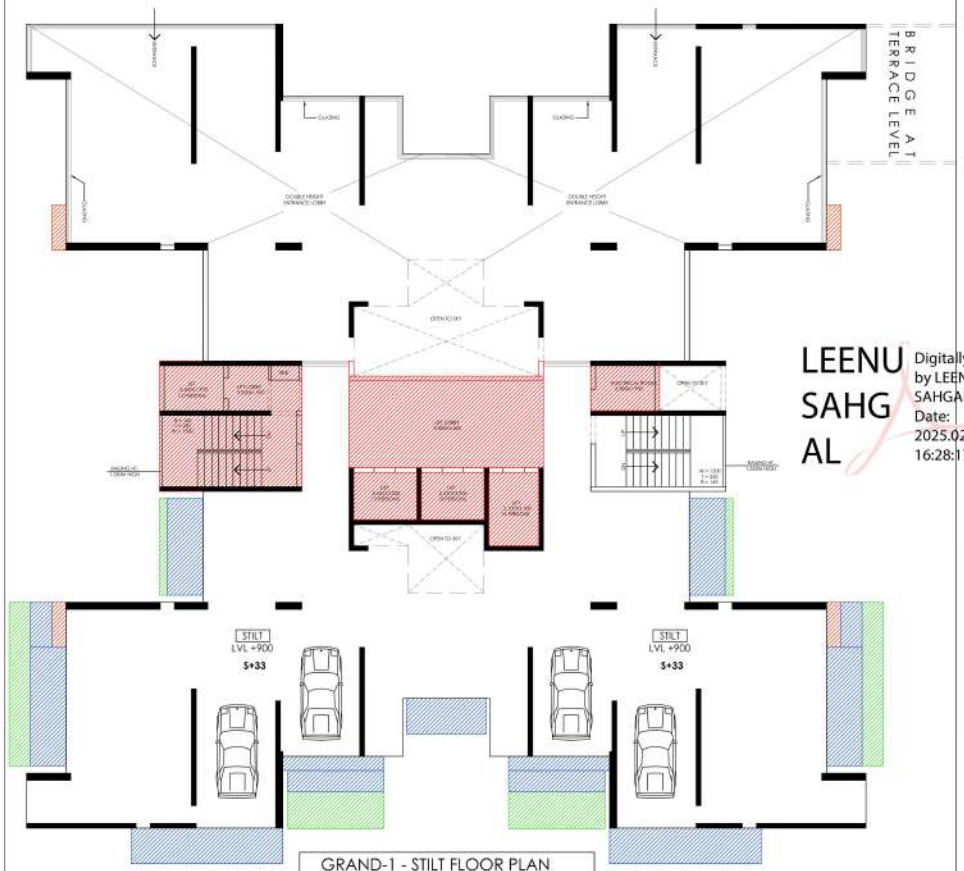

LEENU SAHGAL Digitally signed by LEENU SAHGAL Date: 2025.02.07 16:28:17 +05'30'

GRAND-1 - STILT FLOOR PLAN

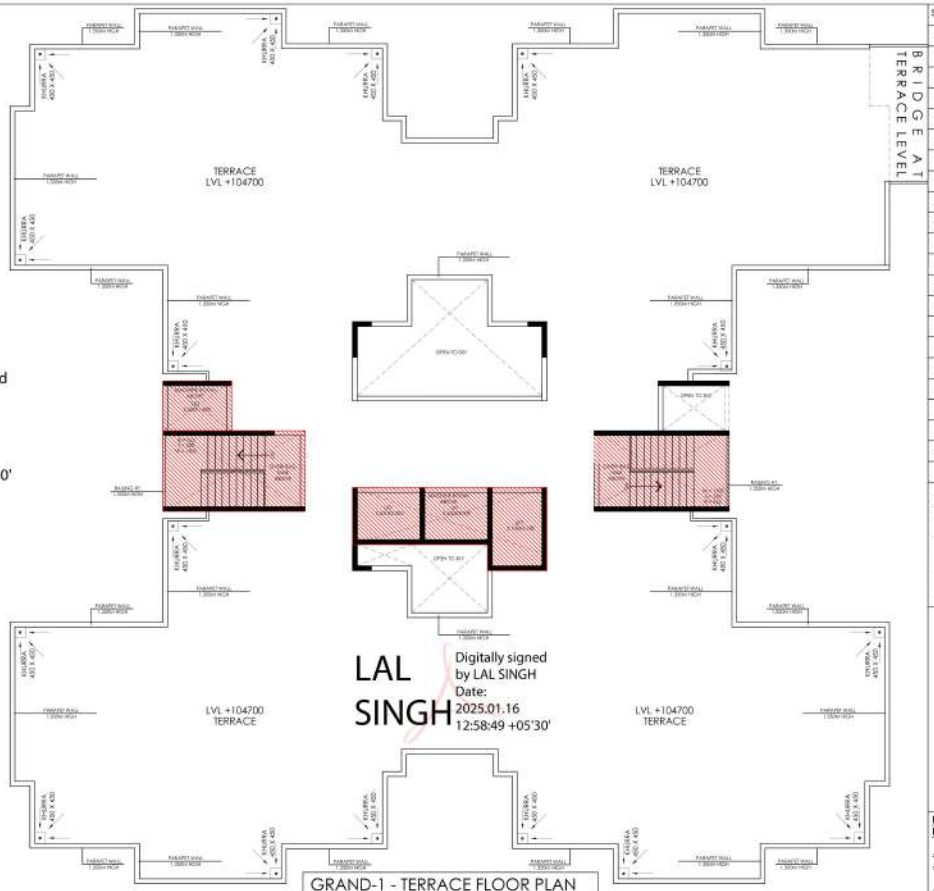

LAL SINGH Digitally signed by LAL SINGH Date: 2025.01.16 12:58:49 +05'30'

GRAND-1 - TERRACE FLOOR PLAN

SCHEDULE OF DOOR & WINDOWS

SN.	TYPE	SIZE	CILL LVL.	LTL LVL.
1.	D	750 X 2100	-	2100
2.	D1	900 X 2100	-	2100
3.	D2	1050 X 2100	-	2100
4.	D3	1500 X 2100	-	2100
5.	W	600 X 900	1200	2100
6.	W1	600 X 900	1200	2100
7.	W2	540 X 900	1200	2100
8.	W3	825 X 1200	900	2100
9.	W4	1225 X 1050	1050	2100
10.	W5	450 X 900	1200	2100
11.	DW1	1060 X 2100	-	2100
12.	DW2	1500 X 2100	-	2100
13.	DW3	1555 X 2100	-	2100
14.	DW4	1240 X 2100	-	2100
15.	DW5	2400 X 2100	-	2100
16.	DW6	1105 X 2100	-	2100
17.	DW7	1800 X 2100	-	2100
18.	DW8	1050 X 2100	-	2100
19.	DW9	1790 X 2100	-	2100
20.	DW10	2100 X 2100	-	2100
21.	DW11	2600 X 2100	-	2100

15% EXTRA FAR AR. DETAIL AT TERRACE FLOOR :-

= MUMTY + O.H.W.TANK
+ MACHINE ROOM AREA

=39.780 + 39.780 + 28.520

= **108.060 SQ.M.**

NON F.A.R. STILT AREA DETAIL FOR PARKING :-

=TYPE (4+5)X2
=(170.451X2)

=340.902 S.Q.M.

DOUBLE HEIGHT ENTRANCE LOBBY DETAIL AT STILT FLOOR:-

ENTRANCE LOBBY FAR AREA DETAIL

	35.420 X	14.410	=	**510.402**
		TOTAL	=	**510.402**
	DEDUCTIONS			
S.NO.	DIMENSION (M)	DIMENSION (M)		TOTAL (SQ.M.)
1	11.610 X	0.200	=	2.322
2	7.800 X	2.500	=	19.500
3	3.200 X	2.480	=	7.936
4	3.660 X	2.440	=	8.930
5	13.880 X	3.000	=	41.814
6	1.660 X	7.210	=	11.969
7	7.445 X	4.680	=	34.843
8	7.445 X	4.680	=	34.843
9	1.660 X	7.210	=	11.969
10	11.610 X	0.200	=	2.322
	TOTAL DEDUCTIONS		=	**176.447**
	NET FAR AREA		=	**333.955**

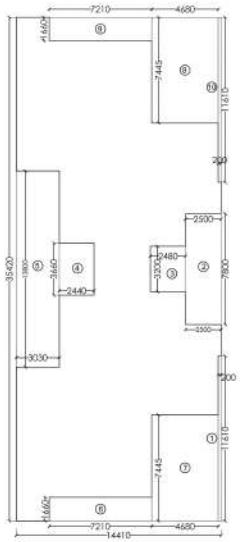

F.A.R AREA DETAIL AT STILT FLOOR :

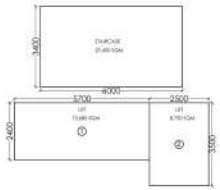

F.A.R AREA DETAIL AT STILT:-

=LIFT AREA+STAIRCASE +ENT. LOBBY:-
=(22.430)+(20.400)+(166.978X2)

=376.786 SQ.M.

15% ADDITIONAL F.A.R. ON STILT FL.:

LIFT LOBBY AREA DETAIL

S.NO	DIMENSION (M)	DIMENSION (M)		TOTAL (SQ.M.)
1	5.700 X	3.650	=	20.805
2				
		TOTAL AREA	=	**20.805**

SERVICE AREA DETAIL

S.NO	DIMENSION (M)	DIMENSION (M)		TOTAL (SQ.M.)
1	2.900 X	2.100	=	6.090
2				
		TOTAL AREA	=	**6.090**

FIRE TOWER

S.NO	DIMENSION (M)	DIMENSION (M)		TOTAL (SQ.M.)
1	6.000 X	3.000	=	18.000
2				
		TOTAL AREA	=	**18.000**

BRIDGE AT TERRACE LEVEL:

CONNECTION AT TERRACE LEVEL :-

=(20.508)+(3.150)+(26.08)
=49.738 SQ.M.

Sudheer Kumar Digitally signed by Sudheer Kumar Date: 2025.01.18 14:49:33 +05'30'

Amit Varma Digitally signed by Amit Varma Date: 2025.01.15 09:33:40 +05'30'

PART PLAN FOR WATER TANK

MUMTY AREA DIAGRAM

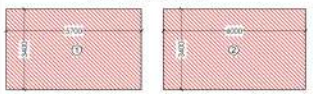

MUMTY DETAIL

S.NO	DIMENSION (M)	DIMENSION (M)		TOTAL (SQ.M.)
1	5.700 X	2.800	=	15.960
2	6.000 X	2.800	=	16.800
		TOTAL AREA	=	**31.760**

OVER HEAD TANK AREA DIAGRAM

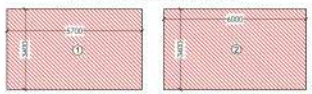

O.H.W. TANK DETAIL

S.NO	DIMENSION (M)	DIMENSION (M)		TOTAL (SQ.M.)
1	5.700 X	2.800	=	15.960
2	6.000 X	2.800	=	16.800
		TOTAL AREA	=	**31.760**

MACHINE ROOM AREA DIAGRAM

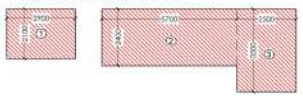

MACHINE ROOM DETAIL

S.NO	DIMENSION (M)	DIMENSION (M)		TOTAL (SQ.M.)
1	2.900 X	2.100	=	6.090
2	5.700 X	2.800	=	15.960
3	2.500 X	2.800	=	7.000
4	5.700 X	2.800	=	15.960
		TOTAL AREA	=	**44.010**

GR. COVERAGE AREA DETAIL AT STILT FLOOR:-

=(TYPE-4+5X4)+(CIRCULATION AR. AT TYPICAL FLOOR) +FIRE TOWER +LIFT LOBBY +SERVICE SHAFT +LIFT WELL +CLIP BOARD (TYPE 4)X4 +CONNECTION +REFUGE AREA:-

=(170.451X4) +(43.956) +33.0 +29.930 6.090+ 17.110 +(1.94X4) +49.738+16.500

=885.888 SQ.M.

SIGNATURE AND SEAL OF ARCHITECT :

Pankaj Nath Andley Digitally signed by Pankaj Nath Andley Date: 2025.01.14 19:36:36 +05'30'

SIGNATURE AND SEAL OF OWNER :

RAKESH KUMAR Digitally signed by RAKESH KUMAR Date: 2025.01.14 20:42:24 +05'30'

Authorised Signatory

PROJECT :-

GROUP HOUSING PROJECT **NIRALA GRAND (FORMERLY KNOWN AS MORPHEUS PRATIKSHA)**
DEVELOPED by **M/S SIRK BUILDWELL PVT. LTD.** FOR M/S MORPHEUS DEVELOPERS PVT. LTD.
PLOT NO. GH-16A SECTOR-1, GREATER NOIDA

REVISED SUBMISSION DRAWING

DWG. TITLE : GRAND-1 : STILT FLOOR PLAN

SCALE: 1:200 | DWG. NO. : 25

CLIENT : AAKASH | DATE: 11/09/2024

ARCHITECTS :-

ANDLEYS ASSOCIATES PVT.LTD.
ARCHITECTS ENGINEERS PLANNERS
24 HOUSING SOCIETY NAGULA NOIDA-201301

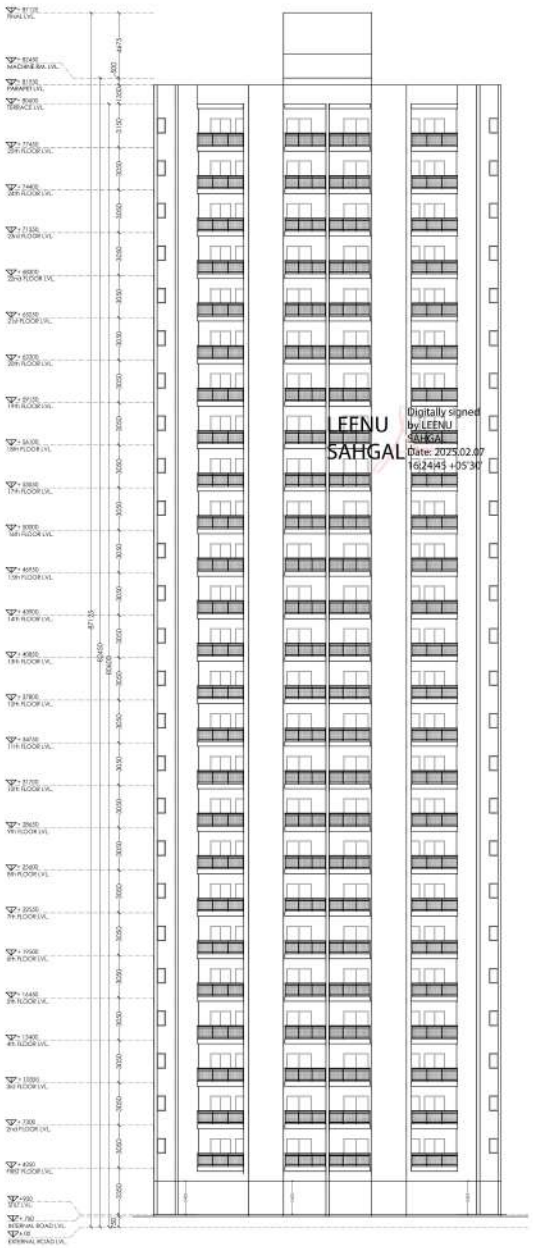

FRONT ELEVATION

LEENU SAHGAL Digitally signed by LEENU SAHGAL Date: 2025.02.07 16:24:43 +05'30'



LEFT SIDE ELEVATION

LAL SINGH Digitally signed by LAL SINGH Date: 2025.01.16 12:53:40 +05'30'

Sudheer Kumar Digitally signed by Sudheer Kumar Date: 2025.01.18 14:47:08 +05'30'

Amit Varma Digitally signed by Amit Varma Date: 2025.01.15 09:31:34 +05'30'



SECTION "AA"

PROJECT:-

GROUP HOUSING PROJECT **NIRALA GRAND**
(FORMERLY KNOWN AS MORPHEUS PRATIKSHA)
DEVELOPED by **M/S SRK BUILDWELL PVT. LTD.** FOR M/S MORPHEUS DEVELOPERS PVT. LTD.
PLOT NO. GH-16A, SECTOR-1,GREATER NOIDA

SIGNATURE AND SEAL OF OWNER :

RAKESH KUMAR Digitally signed by RAKESH KUMAR Date: 2025.01.14 20:49:49 +05'30'

Authorised Signatory

SIGNATURE AND SEAL OF ARCHITECT :

Pankaj Nath Andley Digitally signed by Pankaj Nath Andley Date: 2025.01.14 19:30:32 +05'30'

REVISED SUBMISSION DRAWING

DRG. TITLE:-
FRONT ELEVATION, SIDE ELEVATION & SECTION "AA" (TOWER-B-5)

SCALE:-1:200 | DRG. NO.:- 21

DLT.BY:-Mukesh | DATE:-11/09/2024

ARCHITECTS:-

ANDLEYS ASSOCIATES PVT.LTD.
ARCHITECTS ENGINEERS PLANNERS
39 HOUSING SOCIETY N.D.S.I.I NEW DELHI - 110049

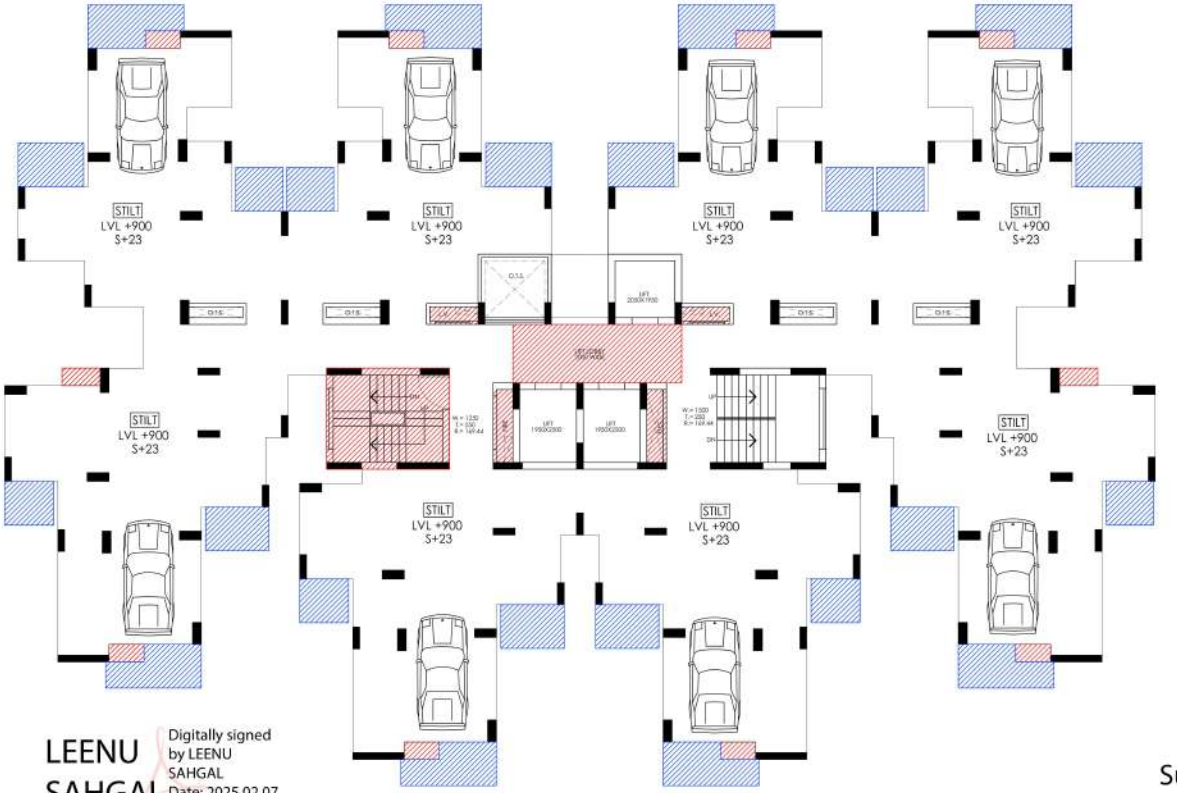

LEENU SAHGAL Digitally signed by LEENU SAHGAL Date: 2025.02.07 16:19:35 +05'30'

TOWER - B4 - STILT FLOOR PLAN

Sudheer Kumar Digitally signed by Sudheer Kumar Date: 2025.01.18 14:43:38 +05'30'

Amit Varma Digitally signed by Amit Varma Date: 2025.01.15 09:28:17 +05'30'

LAL SINGH Digitally signed by LAL SINGH Date: 2025.01.16 12:46:13 +05'30'

SCHEDULE OF DOOR & WINDOWS

SN.	TYPE	SIZE	CILL LVL.	LTL. LVL.
1.	D	750 X 2100	-	2100
2.	D1	900 X 2100	-	2100
3.	D2	1050 X 2100	-	2100
4.	D3	1500 X 2100	-	2100
5.	W	600 X 900	1200	2100
6.	W1	600 X 900	1200	2100
7.	W2	540 X 900	1200	2100
8.	W3	825 X 1200	900	2100
9.	W4	1225 X 1050	1050	2100
10.	W5	450 X 900	1200	2100
11.	DW1	1060 X 2100	-	2100
12.	DW2	1500 X 2100	-	2100
13.	DW3	1555 X 2100	-	2100
14.	DW4	1240 X 2100	-	2100
15.	DW5	2400 X 2100	-	2100
16.	DW6	1105 X 2100	-	2100
17.	DW7	1800 X 2100	-	2100
18.	DW8	1050 X 2100	-	2100
19.	DW9	1790 X 2100	-	2100
20.	DW10	2100 X 2100	-	2100
21.	DW11	2600 X 2100	-	2100

GROUND COVERAGE AREA DETAIL :-

=(TYPE-2X4)+(TYPE-2+SX2)+(TYPE-2+S(a)X2) +(CIRCULATION AREA AT GR. FLOOR)
+(FIRE FIRESCAPE STAIR +CUP BOARD(TYPE 2+TYPE 2+S+TYPE 2+S(a)] + LIFT LOBBY +SERVICE SHAFT+LIFT WELL

=(56.114X4)+(63.68X2)+(63.572X2)+(69.727)+14.676 +[(2.880+3.018+1.440] +11.570 +5.386 +13.747

=(224.456)+(127.36)+(127.144)+(69.727)+(52.717)

=601.404 SQ.M.

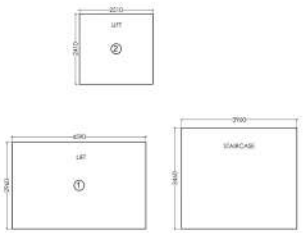

F.A.R AREA DETAIL ON STILT FLOOR :-

=LIFT AREA+STAIRCASE :-

=[(4.590X2.960)+(2.510X2.410)]+(3.960X3.460)

=[(13.586)+(6.049)]+(13.701)

=33.336 SQ.M.

15% ADDITIONAL F.A.R. ON STILT FLOOR:

FIRE STAIRCASE AREA DETAIL						
S.NO.	DIMENSION (M)		DIMENSION (M)			TOTAL (SQ.M.)
1	4.210	X	3.460	=		14.567
A			TOTAL AREA	=		**14.567**

LIFT LOBBY AREA DETAIL						
S.NO.	DIMENSION (M)		DIMENSION (M)			TOTAL (SQ.M.)
1	5.785	X	2.000	=		11.570
B			TOTAL AREA	=		**11.570**

SHAFT AREA DETAIL							
S.NO.	DIMENSION (M)		DIMENSION (M)				TOTAL (SQ.M.)
1	0.600	X	2.300	X	2	=	2.400
2	1.600	X	0.600	X	2	=	1.984
			TOTAL AREA			=	**4.384**

F.A.R AREA DETAIL ON STILT FLOOR :-

=LIFT AREA+STAIRCASE :-

=[(13.586)+(6.049)]+(13.701)

=33.336 SQ.M.

F.A.R AREA DETAIL AT TYPICAL FLOOR:-

=(TYPE-2X4)+(TYPE-2+SX2)+(TYPE-2+S(a)X2)
+(CIRCULATION AREA AT GR. FLOOR):-

=(56.114X4)+(63.680X2)+(63.572X2)+(69.727)

=(224.456)+(127.360)+(127.144)+(69.727)

=548.687 SQ.M.

NON F.A.R.

STILT AREA DETAIL FOR PARKING :-

=(TYPE-2X4)+(TYPE-2+SX2)+(TYPE-2+S(a)X2)

=(56.114X4)+(63.68X2)+(63.572X2)

=(224.456)+(127.36)+(127.144)

=478.96 SQ.M.

15% EXTRA FAR AREA DET. ON STILT FLOOR :-

= FIRESCAPE STAIR + LIFT LOBBY+SERVICE SHAFT:-

= 14.676 + 11.570 +5.386

= **31.632 SQ.M.**

15% EXTRA FAR AR. DETAIL ON TYPICAL FLOOR :-

= FIRESCAPE STAIR +CUP BOARD(TYPE 2+TYPE 2+S
+ TYPE 2+S(a)] + LIFT LOBBY +SERVICE SHAFT

= 14.676 +[(2.880+3.018+1.440] +11.570 +5.386

= **38.97 SQ.M.**

15% EXTRA FAR AREA DETAIL ON ALL FL. OF BLOCK B-4:-

=STILT FLOOR +1ST FLOOR TO 23TH FLOOR
+TERRACE FLOOR
=31.632+(38.970X23)+91.928

=1019.870 SQ.M.

SIGNATURE AND SEAL OF ARCHITECT :

Pankaj Nath Andley Digitally signed by Pankaj Nath Andley Date: 2025.01.14 19:27:12 +05'30'

SIGNATURE AND SEAL OF OWNER :

RAKESH KUMAR Digitally signed by RAKESH KUMAR Date: 2025.01.14 20:38:48 +05'30'
Authorised Signatory

PROJECT :-

GROUP HOUSING PROJECT **NIRALA GRAND (FORMERLY KNOWN AS MORPHEUS PRATIKSHA)** DEVELOPED by **M/S SRK BUILDWELL PVT. LTD.** FOR M/S MORPHEUS DEVELOPERS PVT. LTD.,
PLOT NO. GH-16A, SECTOR-1, GREATER NOIDA

REVISED SUBMISSION DRAWING

DWG. TITLE: TOWER B-4 : STILT FLOOR PLAN

SCALE: 1:200 | DWG. NO. : 15

CLT.BY : Aakash | DATE: 11/09/2024

ARCHITECTS :-

ANDLEYS ASSOCIATES PVT.LTD.
ARCHITECTS ENGINEERS PLANNERS
34 - HOSHANG 100/107 - NEUELE-I NOIDA-201301 - UP

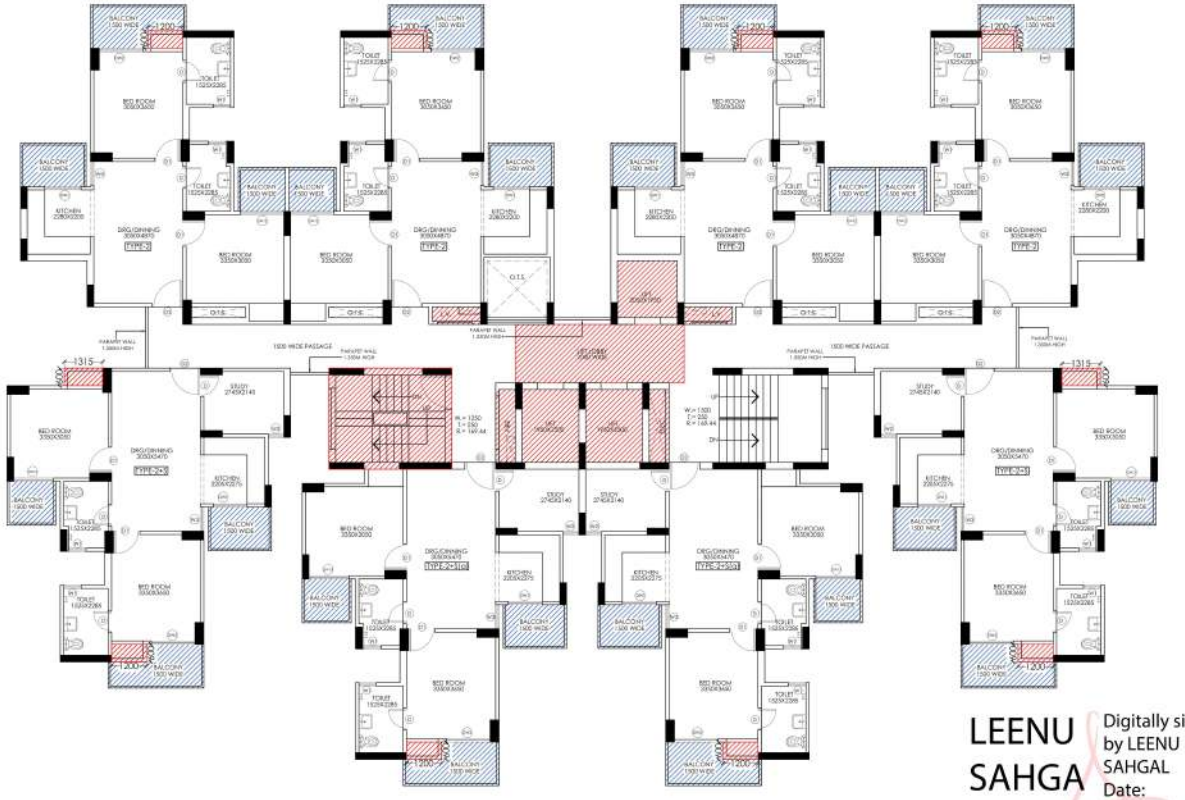

TOWER - B4 - TYPICAL FLOOR PLAN

LEENU SAHGAL Digitally signed by LEENU SAHGAL Date: 2025.02.07 16:21:12 +05'30'

FIRE STAIRCASE AREA DETAIL					
S.NO.	DIMENSION (M)		DIMENSION (M)		TOTAL (SQ.M.)
1	4.210	X	3.440	=	14.561
A			TOTAL AREA	=	**14.561**

LIFT LOBBY AREA DETAIL					
S.NO.	DIMENSION (M)		DIMENSION (M)		TOTAL (SQ.M.)
1	5.700	X	2.000	=	11.570
B			TOTAL AREA	=	**11.570**

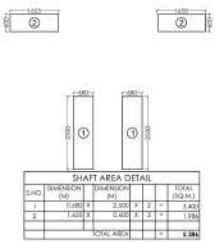

SHAFT AREA DETAIL							
S.NO.	DIMENSION (M)		DIMENSION (M)				TOTAL (SQ.M.)
1	0.680	X	2.500	X	2	=	3.400
2	1.400	X	0.905	X	2	=	2.534
			TOTAL AREA			=	**5.386**

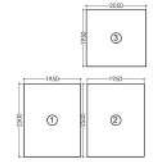

LIFT WELL AREA DETAIL					
S.NO.	DIMENSION (M)		DIMENSION (M)		TOTAL (SQ.M.)
1	1.950	X	2.500	=	4.875
2	1.950	X	2.500	=	4.875
3	2.050	X	1.950	=	3.997
D			TOTAL AREA	=	13.747

F.A.R AREA DETAIL ON STILT FLOOR :-

=LIFT AREA+STAIRCASE :-

=(13.586)+(6.049)]+(13.701)

=33.336 SQ.M.

F.A.R AREA DETAIL AT TYPICAL FLOOR:-

=(TYPE-2X4)+(TYPE-2+SX2)+(TYPE-2+S(a)X2)
+(CIRCULATION AREA AT GR. FLOOR):-

=(56.114X4)+(63.680X2)+(63.572X2)+(69.727)

=(224.456)+(127.360)+(127.144)+(69.727)

=548.687 SQ.M.

15% EXTRA FAR AREA DET. ON STILT FLOOR :-

= FIRESCAPE STAIR + LIFT LOBBY+SERVICE SHAFT:-

= 14.676 + 11.570 +5.386

= **31.632 SQ.M.**

15% EXTRA FAR AR. DETAIL ON TYPICAL FLOOR :-

= FIRESCAPE STAIR +CUP BOARD[TYPE 2+TYPE 2+S
+ TYPE 2+S(a)] + LIFT LOBBY +SERVICE SHAFT

= 14.676 +[(2.880+3.018+1.440] +11.570 +5.386

= **38.97 SQ.M.**

15% EXTRA FAR AREA DETAIL ON ALL FL. OF BLOCK B-4:-

=STILT FLOOR +1ST FLOOR TO 23TH FLOOR
+TERRACE FLOOR
=31.632+(38.970X23)+91.928

=1019.870 SQ.M.

NON F.A.R.

STILT AREA DETAIL FOR PARKING :-

=(TYPE-2X4)+(TYPE-2+SX2)+(TYPE-2+S(a)X2)

=(56.114X4)+(63.68X2)+(63.572X2)

=(224.456)+(127.36)+(127.144)

=478.96 SQ.M.

SCHEDULE OF DOOR & WINDOWS

SN.	TYPE	SIZE	CILL LVL.	LTL. LVL.
1.	D	750 X 2100	-	2100
2.	D1	900 X 2100	-	2100
3.	D2	1050 X 2100	-	2100
4.	D3	1500 X 2100	-	2100
5.	W	600 X 900	1200	2100
6.	W1	600 X 900	1200	2100
7.	W2	540 X 900	1200	2100
8.	W3	825 X 1200	900	2100
9.	W4	1225 X 1050	1050	2100
10.	W5	450 X 900	1200	2100
11.	DW1	1060 X 2100	-	2100
12.	DW2	1500 X 2100	-	2100
13.	DW3	1555 X 2100	-	2100
14.	DW4	1240 X 2100	-	2100
15.	DW5	2400 X 2100	-	2100
16.	DW6	1105 X 2100	-	2100
17.	DW7	1800 X 2100	-	2100
18.	DW8	1050 X 2100	-	2100
19.	DW9	1790 X 2100	-	2100
20.	DW10	2100 X 2100	-	2100
21.	DW11	2600 X 2100	-	2100

LAL SINGH Digitally signed by LAL SINGH Date: 2025.01.16 12:47:28 +05'30'

Amit Varma Digitally signed by Amit Varma Date: 2025.01.15 09:28:51 +05'30'

Sudheer Kumar Digitally signed by Sudheer Kumar Date: 2025.01.18 14:44:13 +05'30'

CIRCULATION AREA ON TYPICAL FLOOR:

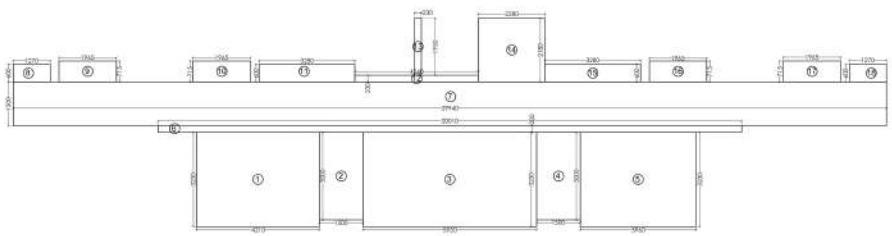

O.T.S. AREA DETAIL							
S.NO.	DIMENSION (M)		DIMENSION (M)				TOTAL (SQ.M.)
1	1.800	X	0.390	X	4	=	2.728
2	2.000	X	1.990	X	1	=	3.980
			TOTAL AREA			=	**6.708**

CIRCULATION AREA DETAIL					
1	4.210	X	3.230	=	13.598
2	1.500	X	3.000	=	4.500
3	5.950	X	3.230	=	19.219
4	1.500	X	3.000	=	4.500
5	3.960	X	3.230	=	12.791
6	30.010	X	0.230	=	6.902
7	29.940	X	1.500	=	44.910
8	1.270	X	0.600	=	0.762
9	1.965	X	0.715	=	1.405
10	1.965	X	0.715	=	1.405
11	3.280	X	0.600	=	1.968
12	4.240	X	0.230	=	0.975
13	0.230	X	1.950	=	0.449
14	2.280	X	2.180	=	4.970
15	3.280	X	0.600	=	1.968
16	1.965	X	0.715	=	1.405
17	1.965	X	0.715	=	1.405
18	1.500	X	0.600	=	0.900
			TOTAL AREA	=	121.732

COVERED AREA OF CIRCULATION AT ONE FLOOR:-

=TOTAL CIRCULATION AREA -(FIRE STAIRCASE
+ LIFT LOBBY+LIFT WELL+SERVICE SHAFT +O.T.S.)

=(121.732-[14.567+11.570+13.747+5.386+6.735)
=(121.732-[52.005)

=69.727

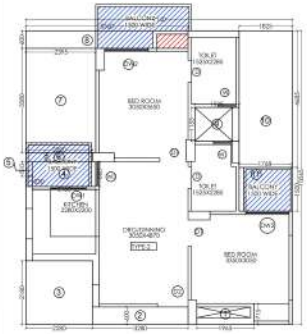

TYPE 2 FAR AREA DETAIL					
	9.140	X	10.065	=	**91.994**
	DEDUCTIONS				
S.NO.	DIMENSION (M)		DIMENSION (M)		TOTAL (SQ.M.)
1	1.965	X	0.715	=	1.405
2	3.280	X	0.600	=	1.968
3	2.280	X	2.180	=	4.970
4	2.165	X	0.860	=	1.862
5	0.230	X	0.510	=	0.117
6	2.280	X	0.300	=	0.684
7	2.395	X	3.580	=	8.574
8	5.560	X	0.600	=	3.336
9	1.525	X	1.155	=	1.761
10	1.825	X	4.665	=	8.550
11	1.768	X	1.500	=	2.652
			TOTAL DEDUCTIONS	=	**35.880**
			NET FAR AREA	=	**56.114**

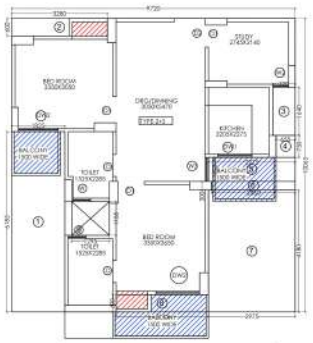

TYPE 2+S FAR AREA DETAIL					
	9.72	X	10.065	=	**97.832**
	DEDUCTIONS				
S.NO.	DIMENSION (M)		DIMENSION (M)		TOTAL (SQ.M.)
1	1.825	X	6.185	=	11.288
2	3.280	X	0.600	=	1.968
3	0.770	X	1.640	=	1.263
4	0.655	X	0.750	=	0.491
5	2.975	X	0.825	=	2.454
6	2.860	X	0.300	=	0.858
7	4.180	X	2.975	=	12.436
8	3.165	X	0.600	=	1.899
9	1.295	X	1.155	=	1.496
			TOTAL DEDUCTIONS	=	**34.152**
			NET FAR AREA	=	**63.680**

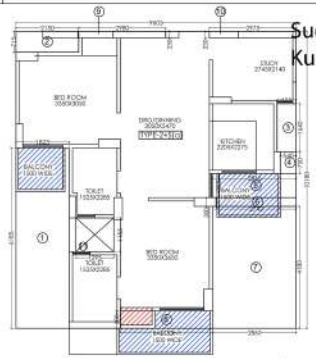

TYPE 2+S(a) FAR AREA DETAIL					
	9.605	X	10.180	=	**97.779**
	DEDUCTIONS				
S.NO.	DIMENSION (M)		DIMENSION (M)		TOTAL (SQ.M.)
1	1.825	X	6.185	=	11.288
2	2.150	X	0.715	=	1.537
3	0.655	X	1.640	=	1.074
4	0.540	X	0.750	=	0.405
5	2.860	X	0.825	=	2.360
6	2.742	X	0.300	=	0.823
7	2.860	X	4.180	=	11.955
8	3.165	X	0.600	=	1.899
9	2.980	X	0.230	=	0.685
10	2.980	X	0.230	=	0.685
11	1.295	X	1.155	=	1.496
			TOTAL DEDUCTIONS	=	**34.206**
			NET FAR AREA	=	**63.572**

SIGNATURE AND SEAL OF ARCHITECT :

Pankaj Nath Andley Digitally signed by Pankaj Nath Andley Date: 2025.01.14 19:27:45 +05'30'

SIGNATURE AND SEAL OF OWNER :

RAKESH KUMAR Digitally signed by RAKESH KUMAR Date: 2025.01.14 20:39:05 +05'30'

Authorised Signatory

PROJECT :-

GROUP HOUSING PROJECT **NIRALA GRAND (FORMERLY KNOWN AS MORPHEUS PRATIKSHA)** DEVELOPED by **M/S SRK BUILDWELL PVT. LTD.** FOR M/S MORPHEUS DEVELOPERS PVT. LTD.
PLOT NO. GH-16A, SECTOR-1, GREATER NOIDA

REVISED SUBMISSION DRAWING

DRG. TITLE :

TOWER B-4 ; TYPICAL FLOOR PLAN

SCALE : 1:200 | DWG. NO. : 6

DATE : 11/09/2024

ARCHITECTS :-

ANDLEYS ASSOCIATES PVT.LTD.
ARCHITECTS ENGINEERS PLANNERS
34 HOSHANG SOCIETY NEHRU PLACE NEW DELHI - 110019

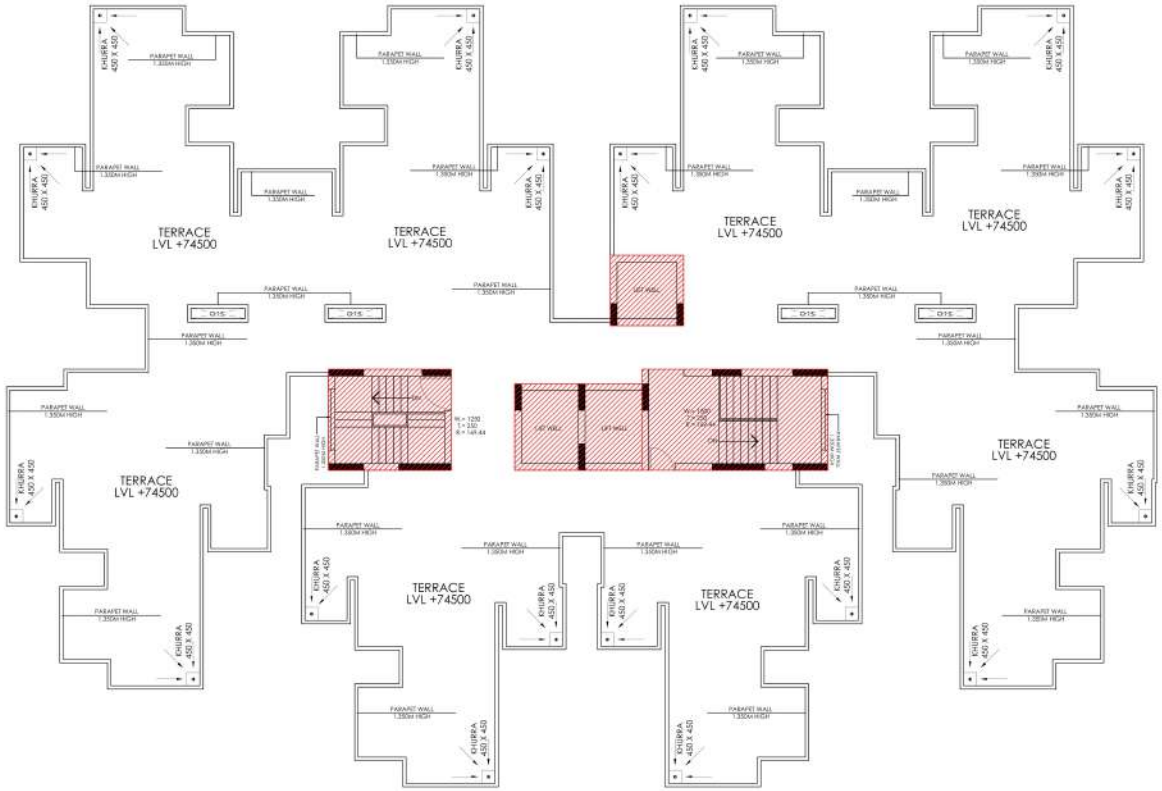

TOWER - B4 - TERRACE PLAN

15% EXTRA FAR AR. DETAIL AT TERRACE FLOOR :-

= MUMTY + O.H.W.TANK + MACHINE ROOM AREA

=36.607 + 36.607 + 18.714

= **91.928 SQ.M.**

LEENU SAHGAL Digitally signed by LEENU SAHGAL Date: 2025.02.07 16:21:54 +05'30'

Sudheer Kumar Digitally signed by Sudheer Kumar Date: 2025.01.18 14:44:41 +05'30'

LAL SINGH Digitally signed by LAL SINGH Date: 2025.01.16 12:48:40 +05'30'

Amit Varma Digitally signed by Amit Varma Date: 2025.01.15 09:29:18 +05'30'

SCHEDULE OF DOOR & WINDOWS

SN.	TYPE	SIZE	CILL LVL.	LTL. LVL.
1.	D	750 X 2100	-	2100
2.	D1	900 X 2100	-	2100
3.	D2	1050 X 2100	-	2100
4.	D3	1500 X 2100	-	2100
5.	W	600 X 900	1200	2100
6.	W1	600 X 900	1200	2100
7.	W2	540 X 900	1200	2100
8.	W3	825 X 1200	900	2100
9.	W4	1225 X 1050	1050	2100
10.	W5	450 X 900	1200	2100
11.	DW1	1060 X 2100	-	2100
12.	DW2	1500 X 2100	-	2100
13.	DW3	1555 X 2100	-	2100
14.	DW4	1240 X 2100	-	2100
15.	DW5	2400 X 2100	-	2100
16.	DW6	1105 X 2100	-	2100
17.	DW7	1800 X 2100	-	2100
18.	DW8	1050 X 2100	-	2100
19.	DW9	1790 X 2100	-	2100
20.	DW10	2100 X 2100	-	2100
21.	DW11	2600 X 2100	-	2100

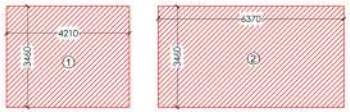

MUMTY AREA DIAGRAM

MUMTY DETAIL

S.NO.	DIMENSION (M)		DIMENSION (M)		TOTAL (SQ.M.)
1	4.210	X	3.460	=	14.567
2	6.370	X	3.460	=	22.040
			TOTAL AREA	=	**36.607**

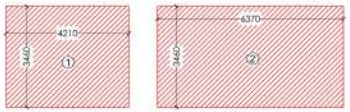

OVER HEAD TANK AREA DIAGRAM

O.H.W. TANK DETAIL

S.NO.	DIMENSION (M)		DIMENSION (M)		TOTAL (SQ.M.)
1	4.210	X	3.460	=	14.567
2	6.370	X	3.460	=	22.040
			TOTAL AREA	=	**36.607**



MACHINE ROOM AREA DIAGRAM

MACHINE ROOM DETAIL

S.NO.	DIMENSION (M)		DIMENSION (M)		TOTAL (SQ.M.)
1	2.410	X	2.410	=	5.808
2	4.360	X	2.940	=	12.906
			TOTAL AREA	=	**18.714**

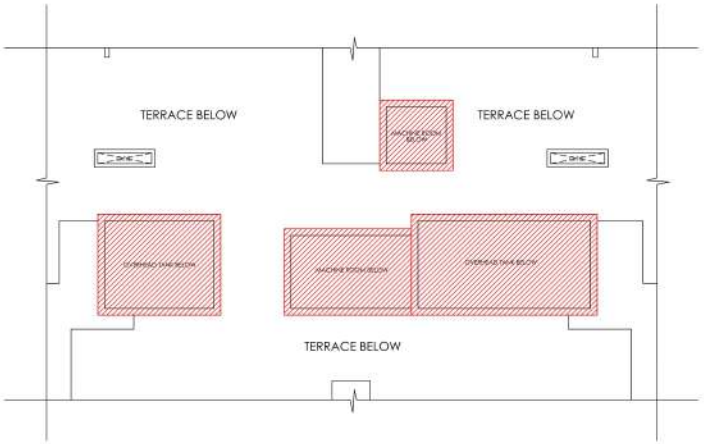

TOWER - B4 - PART PLAN FOR WATER TANK

SIGNATURE AND SEAL OF ARCHITECT :

Pankaj Nath Andley Digitally signed by Pankaj Nath Andley Date: 2025.01.14 19:28:17 +05'30'

SIGNATURE AND SEAL OF OWNER :

RAKESH KUMAR Digitally signed by RAKESH KUMAR Date: 2025.01.14 20:39:21 +05'30'

Authorised Signatory

PROJECT :-

GROUP HOUSING PROJECT **NIRALA GRAND (FORMERLY KNOWN AS MORPHEUS PRATIKSHA)** DEVELOPED by **M/S SRK BUILDWELL PVT. LTD.** FOR M/S MORPHEUS DEVELOPERS PVT. LTD. PLOT NO. GH-16A, SECTOR-1, GREATER NOIDA

REVISED SUBMISSION DRAWING

DWG. TITLE :-

TOWER B-4 ; TERRACE FLOOR PLAN

SCALE: 1:200 | DWG. NO. : T2

DLT.BY : Prakash | DATE: 11/09/2024

ARCHITECTS :-

ANDLEYS ASSOCIATES PVT.LTD.

ARCHITECTS ENGINEERS PLANNERS

34 HOUSING SOCIETY NAZULA NEW DELHI - 110048



FRONT ELEVATION



LEFT SIDE ELEVATION

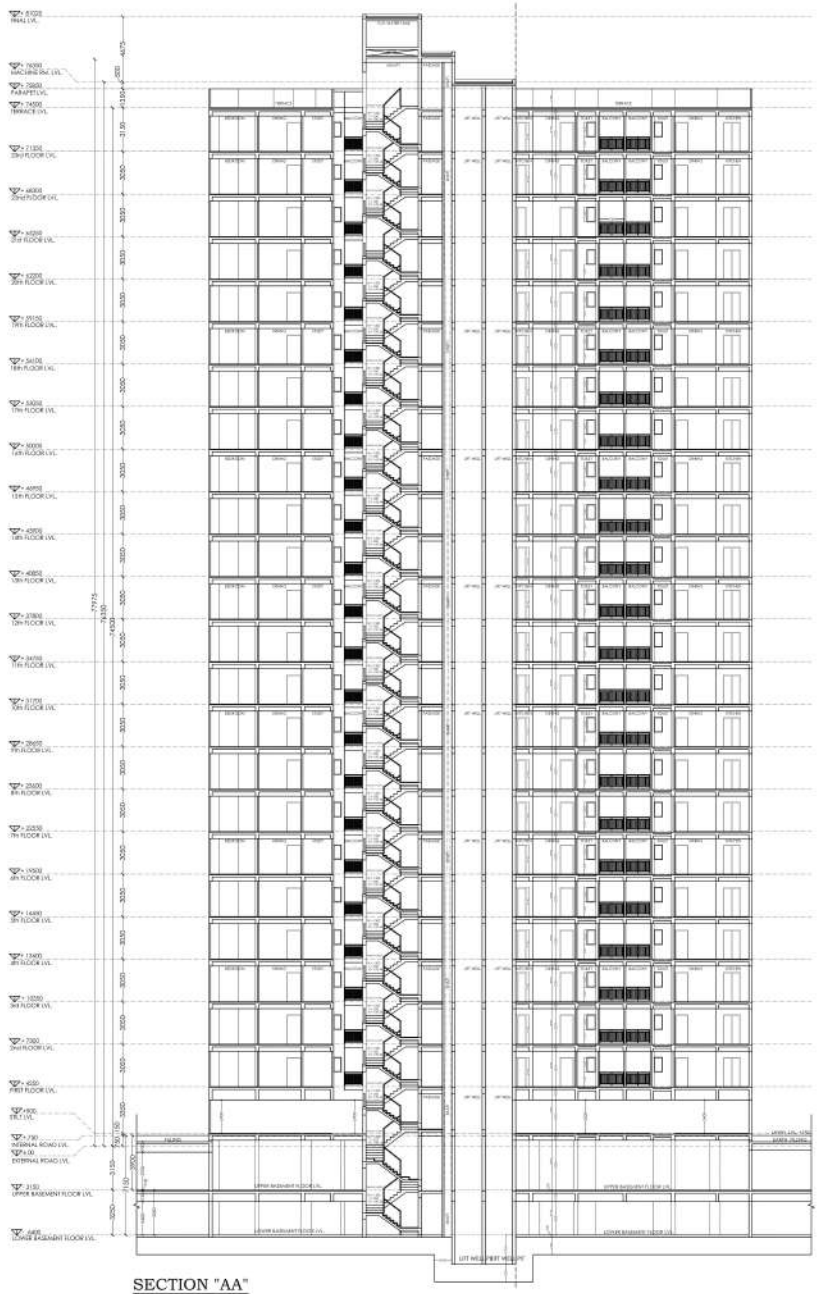

SECTION "AA"

LEENU SAHGAL Digitally signed by LEENU SAHGAL Date: 2025.02.07 16:22:38 +05'30'

LAL SINGH Digitally signed by LAL SINGH Date: 2025.01.16 12:49:51 +05'30'

Amit Varma Digitally signed by Amit Varma Date: 2025.01.15 09:29:52 +05'30'

Sudheer Kumar Digitally signed by Sudheer Kumar Date: 2025.01.18 14:45:28 +05'30'

PROJECT:-

GROUP HOUSING PROJECT **NIRALA GRAND**
(FORMERLY KNOWN AS MORPHEUS PRATIKSHA)
DEVELOPED by **M/S SRK BUILDWELL PVT. LTD.** FOR M/S MORPHEUS DEVELOPERS PVT. LTD.
PLOT NO. GH-16A, SECTOR-1,GREATER NOIDA

SIGNATURE AND SEAL OF OWNER : RAKESH KUMAR Digitally signed by RAKESH KUMAR Date: 2025.01.14 20:45:19 +05'30' Authorised Signatory

SIGNATURE AND SEAL OF ARCHITECT : Pankaj Nath Andley Digitally signed by Pankaj Nath Andley Date: 2025.01.14 19:28:53 +05'30'

REVISED SUBMISSION DRAWING

ORG. TITLE:- FRONT ELEVATION, SIDE ELEVATION & SECTION "AA" (TOWER-B-4)

SCALE:- 1:200 | ORG. NO.:- 18

DLT.BY:- Mukesh | DATE:-11/09/2024

ARCHITECTS:-

ANDLEYS ASSOCIATES PVT.LTD.
ARCHITECTS ENGINEERS PLANNERS
24 HOUSING SOCIETY N.D.S.I.I NEW DELHI - 110049

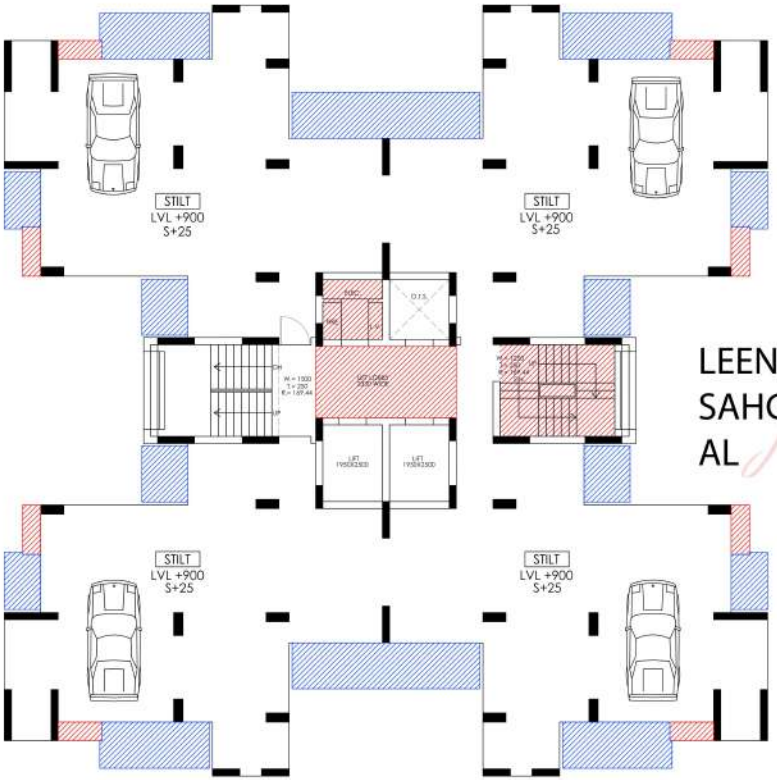

TOWER - B5 - STILT FLOOR PLAN

LEENU SAHGAL Digitally signed by LEENU SAHGAL Date: 2025.02.07 16:23:18 +05'30'

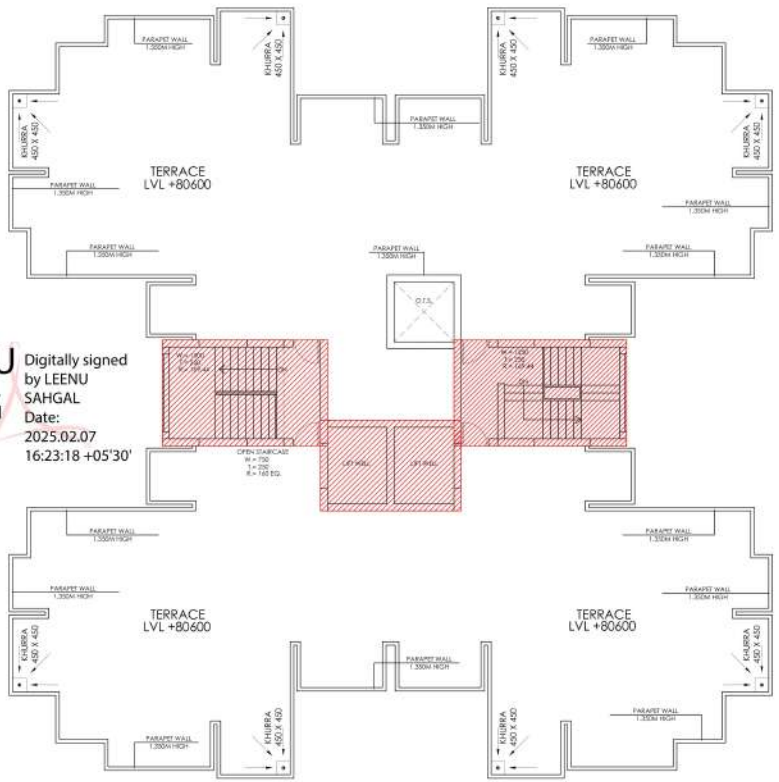

TOWER - B5 - TERRACE FLOOR PLAN

GROUND COVERAGE AREA DETAIL :-

=(CIRCULATION AREA AT TYPICAL FLOOR)+ (TYPE-3X4)+FIRESCAPE STAIR +CUP BOARD(TYPE 3)+ LIFT LOBBY +SERVICE SHAFT +LIFT WELL:-

=29.683+(87.81X4)+ 12.63+7.320+10.695+4.251 +9.750

=425.569 SQ.M.

F.A.R AREA DETAIL ON STILT FLOOR :-

=LIFT AREA+STAIRCASE :-

=(13.586)+(15.293)

= **28.879 SQ.M.**

F.A.R. AREA DETAIL AT TYPICAL FLOOR:-

=(TYPE-3X4)+(CIRCULATION AREA AT ONE FLOOR):-

=(87.81X4)+(29.683)

=(351.24)+(29.683)

= **380.923 SQ.M.**

15% EXTRA FAR AREA DET. ON STILT FLOOR :-

= FIRESCAPE STAIR + LIFT LOBBY+SERVICE SHAFT:-

= 12.63+10.695+4.251

= **27.576 SQ.M.**

15% EXTRA FAR AR. DETAIL ON TYPICAL FLOOR :-

= FIRESCAPE STAIR +CUP BOARD(TYPE 3) + LIFT LOBBY +SERVICE SHAFT

= 12.63+7.32+10.695+4.251

= **34.896 SQ.M.**

15% EXTRA FAR AREA DETAIL ON ALL FL. OF BLOCK B-5:-

=STILT FLOOR +1ST FLOOR TO 25TH FLOOR +TERRACE FLOOR
=27.576+(34.896X25)+91.928

=989.890 SQ.M.

SCHEDULE OF DOOR & WINDOWS

SN.	TYPE	SIZE	CILL LVL.	LTL LVL.
1.	D	750 X 2100	-	2100
2.	D1	900 X 2100	-	2100
3.	D2	1050 X 2100	-	2100
4.	D3	1500 X 2100	-	2100
5.	W	600 X 900	1200	2100
6.	W1	600 X 900	1200	2100
7.	W2	540 X 900	1200	2100
8.	W3	825 X 1200	900	2100
9.	W4	1225 X 1050	1050	2100
10.	W5	450 X 900	1200	2100
11.	DW1	1060 X 2100	-	2100
12.	DW2	1500 X 2100	-	2100
13.	DW3	1555 X 2100	-	2100
14.	DW4	1240 X 2100	-	2100
15.	DW5	2400 X 2100	-	2100
16.	DW6	1105 X 2100	-	2100
17.	DW7	1800 X 2100	-	2100
18.	DW8	1050 X 2100	-	2100
19.	DW9	1790 X 2100	-	2100
20.	DW10	2100 X 2100	-	2100
21.	DW11	2600 X 2100	-	2100

LAL SINGH Digitally signed by LAL SINGH Date: 2025.01.16 12:51:15 +05'30'

15% ADDITIONAL F.A.R. ON STILT FLOOR:



FIRE STAIRCASE AREA DETAIL						
S.NO.	DIMENSION (M)		DIMENSION (M)		TOTAL (SQ.M.)
1	4.210	X	3.000	=	12.630
A			TOTAL AREA	=	12.630

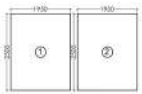

LIFT WELL AREA DETAIL					
S.NO.	DIMENSION (M)		DIMENSION (M)		TOTAL (SQ.M.)
1	1.950	X	2.500	=	4.875
2	1.950	X	2.500	=	4.875
D			TOTAL AREA	=	9.750

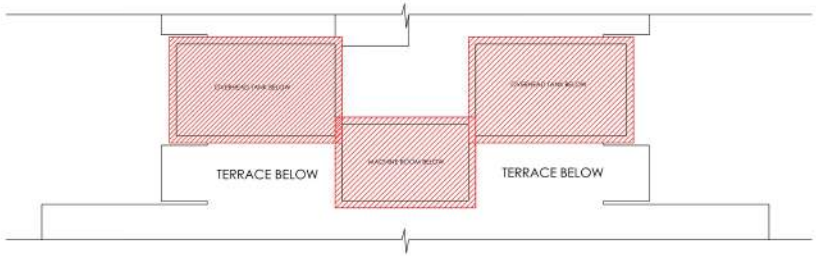

TOWER - B5 - PART PLAN FOR WATER TANK

NON F.A.R.

STILT AREA DETAIL FOR PARKING :-

=(TYPE-3X4)

=(87.81X4)

=351.24 SQ.M.

15% EXTRA FAR AR. DETAIL AT TERRACE FLOOR

= MUMTY + O.H.W.TANK + MACHINE ROOM AREA

=38.164 + 38.164 + 13.586

= **89.914 SQ.M.**

Amit Varma Digitally signed by Amit Varma Date: 2025.01.15 09:30:18 +05'30'

Sudheer Kumar Digitally signed by Sudheer Kumar Date: 2025.01.18 14:46:02 +05'30'

MACHINE ROOM AREA DIAGRAM

MACHINE ROOM DETAIL					
S.NO.	DIMENSION (M)		DIMENSION (M)		TOTAL (SQ.M.)
1	4.590	X	2.940	=	13.586
			TOTAL AREA	=	13.586

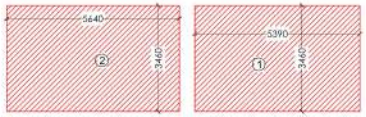

OVER HEAD TANK AREA DIAGRAM

O.H.W. TANK DETAIL					
S.NO.	DIMENSION (M)		DIMENSION (M)		TOTAL (SQ.M.)
1	5.390	X	3.460	=	18.649
2	5.640	X	3.460	=	19.514
			TOTAL AREA	=	38.163



MUMTY AREA DIAGRAM

MUMTY DETAIL					
S.NO.	DIMENSION (M)		DIMENSION (M)		TOTAL (SQ.M.)
1	5.390	X	3.460	=	18.649
2	5.640	X	3.460	=	19.514
			TOTAL AREA	=	38.163

SIGNATURE AND SEAL OF ARCHITECT :

Pankaj Nath Andley Digitally signed by Pankaj Nath Andley Date: 2025.01.14 19:29:27 +05'30'

SIGNATURE AND SEAL OF OWNER :

RAKESH KUMAR Digitally signed by RAKESH KUMAR Date: 2025.01.14 20:49:08 +05'30'

Authorised Signatory

PROJECT :-

GROUP HOUSING PROJECT **NIRALA GRAND (FORMERLY KNOWN AS MORPHEUS PRATIKSHA)** DEVELOPED by **M/S SRK BUILDWELL PVT. LTD.** FOR M/S MORPHEUS DEVELOPERS PVT. LTD. PLOT NO. GH-16A, SECTOR-1, GREATER NOIDA

REVISED SUBMISSION DRAWING

DWG. TITLE : TOWER B-5 : GROUND & TERRACE FLOOR PLAN

SCALE : 1:200 | DWG. NO. : T-9

CLIENT : AAKASHI | DATE : 11/09/2024

ARCHITECTS :-

ANDLEYS ASSOCIATES PVT.LTD.

ARCHITECTS ENGINEERS PLANNERS

34 - HOSIERY - 100007 - NEW DELHI - 110048

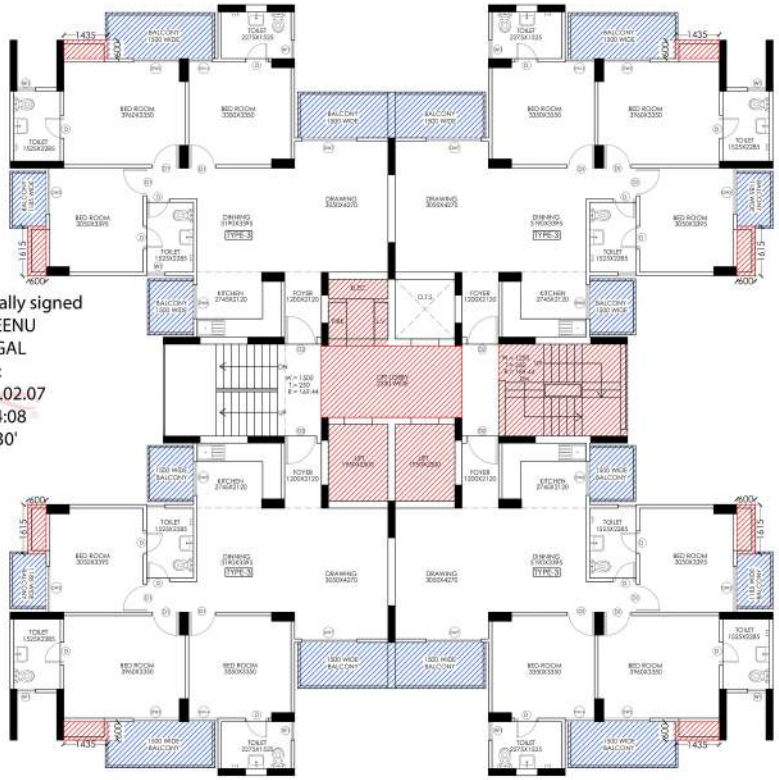

TOWER - B5 - TYPICAL FLOOR PLAN

LEENU SAHGAL Digitally signed by LEENU SAHGAL Date: 2025.02.07 16:24:08 +05'30'

GROUND COVERAGE AREA DETAIL :-

=(CIRCULATION AREA AT TYPICAL FLOOR)+ (TYPE-3X4)+FIRESCAPE STAIR +CUP BOARD(TYPE 3)+ LIFT LOBBY +SERVICE SHAFT +LIFT WELL:-

=29.683+(87.81X4)+ 12.63+7.320+10.695+4.251 +9.750

=425.569 SQ.M.

F.A.R AREA DETAIL ON STILT FLOOR :-

=LIFT AREA+STAIRCASE :-

=(13.586)+(15.293)

= **28.879 SQ.M.**

F.A.R. AREA DETAIL AT TYPICAL FLOOR:-

=(TYPE-3X4)+(CIRCULATION AREA AT ONE FLOOR):-

=(87.81X4)+(29.683)

=(351.24)+(29.683)

= **380.923 SQ.M.**

15% EXTRA FAR AREA DET. ON STILT FLOOR :-

= FIRESCAPE STAIR + LIFT LOBBY+SERVICE SHAFT:-

= 12.63+10.695+4.251

= **27.576 SQ.M.**

15% EXTRA FAR AR. DETAIL ON TYPICAL FLOOR :-

= FIRESCAPE STAIR +CUP BOARD(TYPE 3) + LIFT LOBBY +SERVICE SHAFT

= 12.63+7.32+10.695+4.251

= **34.896 SQ.M.**

NON F.A.R.

STILT AREA DETAIL FOR PARKING :-

=(TYPE-3X4)

=(87.81X4)

=351.24 SQ.M.

15% EXTRA FAR AR. DETAIL AT TERRACE FLOOR :-

= MUMTY + O.H.W.TANK + MACHINE ROOM AREA

=38.164 + 38.164 + 13.586

= **89.914 SQ.M.**

15% EXTRA FAR AREA DETAIL ON ALL FL. OF BLOCK B-5:-

=STILT FLOOR +1ST FLOOR TO 25TH FLOOR +TERRACE FLOOR
=27.576+(34.896X25)+91.928

=989.890 SQ.M.

Sudheer Kumar Digitally signed by Sudheer Kumar Date: 2025.01.18 14:46:33 +05'30'

SCHEDULE OF DOOR & WINDOWS

SN.	TYPE	SIZE	CILL LVL.	LTL LVL.
1.	D	750 X 2100	-	2100
2.	D1	900 X 2100	-	2100
3.	D2	1050 X 2100	-	2100
4.	D3	1500 X 2100	-	2100
5.	W	600 X 900	1200	2100
6.	W1	600 X 900	1200	2100
7.	W2	540 X 900	1200	2100
8.	W3	825 X 1200	900	2100
9.	W4	1225 X 1050	1050	2100
10.	W5	450 X 900	1200	2100
11.	DW1	1060 X 2100	-	2100
12.	DW2	1500 X 2100	-	2100
13.	DW3	1555 X 2100	-	2100
14.	DW4	1240 X 2100	-	2100
15.	DW5	2400 X 2100	-	2100
16.	DW6	1105 X 2100	-	2100
17.	DW7	1800 X 2100	-	2100
18.	DW8	1050 X 2100	-	2100
19.	DW9	1790 X 2100	-	2100
20.	DW10	2100 X 2100	-	2100
21.	DW11	2600 X 2100	-	2100

LAL SINGH Digitally signed by LAL SINGH Date: 2025.01.16 12:52:24 +05'30'

Amit Varma Digitally signed by Amit Varma Date: 2025.01.15 09:30:53 +05'30'

15% ADDITIONAL F.A.R. ON TYPICAL FLOOR:

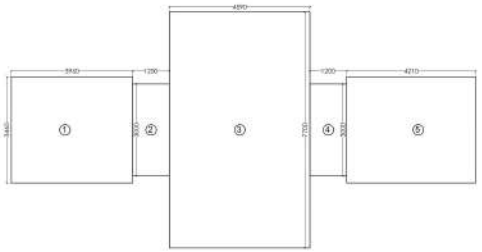

CIRCULATION AREA DETAIL					
1	3.960	X	3.460	=	13.702
2	1.200	X	3.000	=	3.600
3	4.590	X	7.700	=	35.343
4	1.200	X	3.000	=	3.600
5	4.210	X	3.460	=	14.567
			TOTAL AREA	=	70.811

COVERED AREA OF CIRCULATION AT ONE FLOOR:-

=TOTAL CIRCULATION AREA-
(FIRE STAIRCASE + LIFT LOBBY+LIFT WELL+SERVICE SHAFT+O.T.S.)

=70.811-(12.63+10.695+9.750+4.251+3.802)

=70.811-(41.128)

=29.683

FIRE STAIRCASE AREA DETAIL						
S.NO	DIMENSION (M)		DIMENSION (M)			TOTAL (SQ.M.)
1	4.210	X	3.000	=		12.630
A			TOTAL AREA	=		12.630

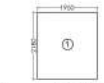

SHAFT AREA DETAIL						
S.NO	DIMENSION (M)		DIMENSION (M)			TOTAL (SQ.M.)
1	1.950	X	2.180	X 1	=	4.251
C			TOTAL AREA		=	4.251

LIFT LOBBY AREA DETAIL					
S.NO	DIMENSION (M)		DIMENSION (M)		TOTAL (SQ.M.)
1	4.590	X	2.300	=	10.693
B			TOTAL AREA	=	10.693



LIFT WELL AREA DETAIL					
S.NO	DIMENSION (M)		DIMENSION (M)		TOTAL (SQ.M.)
1	1.950	X	2.200	=	4.875
2	1.950	X	2.200	=	4.875
D			TOTAL AREA	=	9.750

TYPE 3 FAR AREA DETAIL					
	12.460	X	11.08	=	138.057
DEDUCTIONS					
S.NO.	DIMENSION (M)		DIMENSION (M)		TOTAL (SQ.M.)
1	4.805	X	2.235	=	10.739
2	1.185	X	5.745	=	6.808
3	1.295	X	1.550	=	2.007
4	1.755	X	1.155	=	2.027
5	5.035	X	1.755	=	8.836
6	3.165	X	4.345	=	13.752
7	2.295	X	2.350	=	5.393
8	2.975	X	0.230	=	0.684
	TOTAL DEDUCTIONS			=	50.247
	NET FAR AREA			=	87.810

SIGNATURE AND SEAL OF ARCHITECT :

Pankaj Nath Andley Digitally signed by Pankaj Nath Andley Date: 2025.01.14 19:30:00 +05'30'

SIGNATURE AND SEAL OF OWNER :

RAKESH KUMAR Digitally signed by RAKESH KUMAR Date: 2025.01.14 20:49:28 +05'30'

Authorised Signatory

PROJECT :-

GROUP HOUSING PROJECT **NIRALA GRAND (FORMERLY KNOWN AS MORPHEUS PRATIKSHA)** DEVELOPED by **M/S SRK BUILDWELL PVT. LTD.** FOR M/S MORPHEUS DEVELOPERS PVT. LTD. PLOT NO. GH-16A, SECTOR-1, GREATER NOIDA

REVISED SUBMISSION DRAWING

DRG. TITLE :-

TOWER B-5 : TYPICAL FLOOR PLAN

SCALE : 1:200 | DWG. NO. :- 20

CLIENT : AKAMPT | DATE : 11/09/2024

ARCHITECTS :-

ANDLEYS ASSOCIATES PVT.LTD.

ARCHITECTS ENGINEERS PLANNERS

34 HOSIERY IOOSTP NOIDA-1 KOWTHAN - 180148

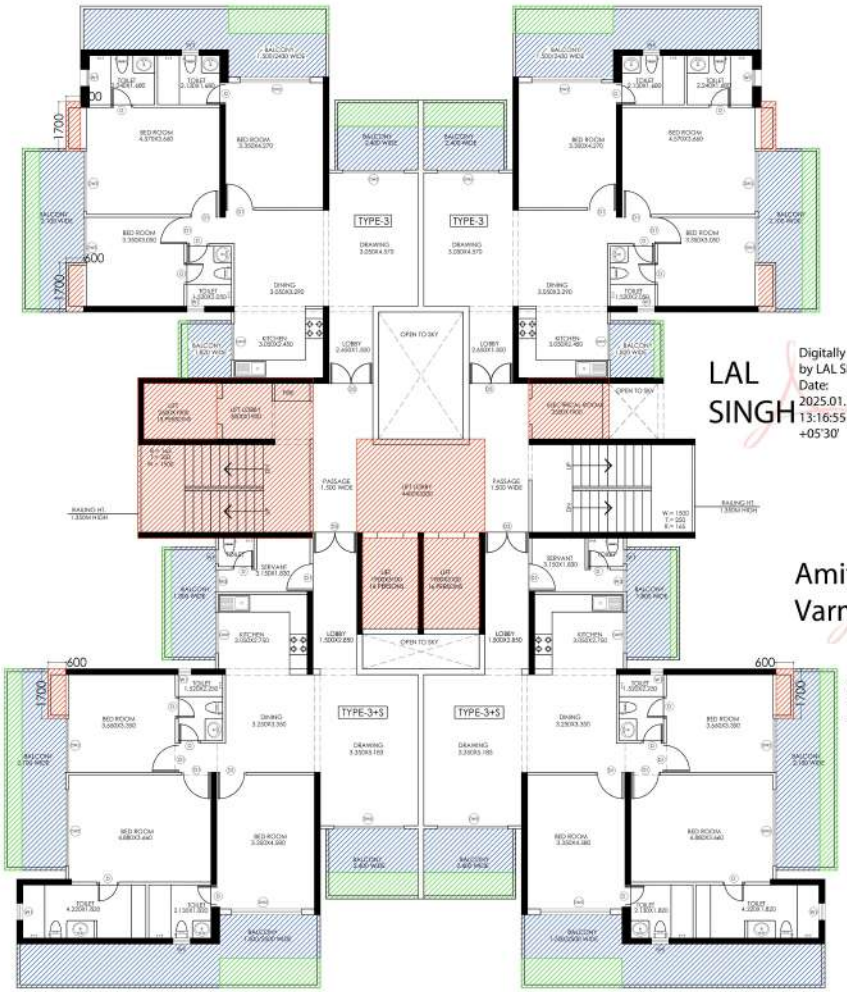

LAL SINGH
Digitally signed by LAL SINGH
Date: 2025.01.16 13:16:55 +05'30'

Amit Varma
Digitally signed by Amit Varma
Date: 2025.01.15 09:42:16 +05'30'

Sudheer Kumar
Digitally signed by Sudheer Kumar
Date: 2025.01.18 14:58:58 +05'30'

GRAND-3 - FLOOR : 4TH, 8TH, 12TH, 16TH, 20TH, 24TH, 28TH & 32ND

CIRCULATION AREA ON TYPICAL FLOOR:

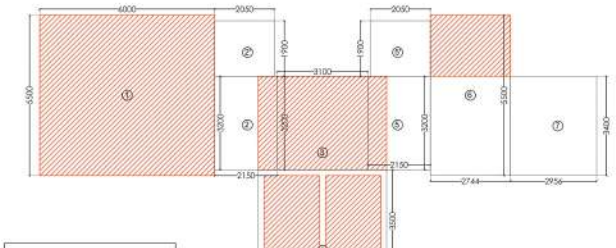

CIRCULATION AREA DETAIL					
1	6.000	X	5.500	=	33.000
2	2.150	X	3.200	=	6.880
2'	2.050	X	1.900	=	3.895
3	3.100	X	3.200	=	9.920
4	4.400	X	3.200	=	15.680
5	2.150	X	3.200	=	6.880
5'	2.050	X	1.900	=	3.895
6	2.744	X	5.500	=	15.092
7	2.956	X	3.400	=	10.050
			TOTAL AREA	=	103.012

COVERED AREA OF CIRCULATION AT ONE FLOOR:-

=TOTAL CIRCULATION AREA -15% ADDITIONAL F.A.R AREA DETAIL(A+B+C+D)

=105.012-(33.000+14.080+11.780+5.762)
=105.012-(64.622)

=40.390 SQM

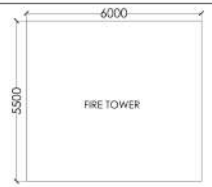

FIRE TOWER					
S.NO	DIMENSION (M)		DIMENSION (M)		TOTAL (SQ.M.)
1	6.000	X	5.500	=	33.000
A			TOTAL AREA	=	33.000

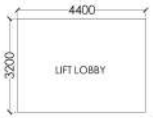

LIFT LOBBY AREA DETAIL					
S.NO	DIMENSION (M)		DIMENSION (M)		TOTAL (SQ.M.)
1	4.400	X	3.200	=	14.080
B			TOTAL AREA	=	14.080

LIFT WELL AREA DETAIL					
S.NO	DIMENSION (M)		DIMENSION (M)		TOTAL (SQ.M.)
1	1.900	X	3.100	=	5.890
2	1.900	X	3.100	=	5.890
C			TOTAL AREA	=	11.780



SERVICE AREA DETAIL					
S.NO	DIMENSION (M)		DIMENSION (M)		TOTAL (SQ.M.)
1	2.744	X	2.100	=	5.762
D			TOTAL AREA	=	5.762

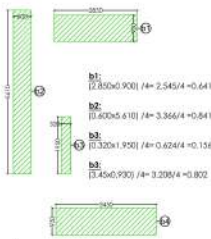

TYPE 3 FAR AREA DETAIL					
	11.670	X	11.440	=	**133.505**
b1			as/figure	=	0.6410
b2			as/figure	=	0.8410
b3			as/figure	=	0.1560
b4			as/figure	=	0.8020
			TOTAL	=	**135.945**
			DEDUCTIONS		
S.NO.	DIMENSION (M)		DIMENSION (M)		TOTAL (SQ.M.)
1	0.100	X	9.460	=	0.946
2	5.070	X	2.450	=	12.422
3	2.800	X	0.200	=	0.560
4	1.450	X	2.450	=	3.553
5	3.150	X	4.120	=	12.978
6	3.450	X	0.930	=	3.209
			TOTAL DEDUCTIONS	=	**33.667**
			NET FAR AREA	=	**102.278**

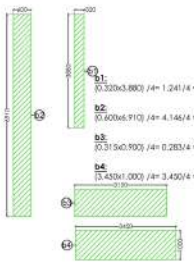

TYPE 3+S FAR AREA DETAIL					
	13.850	X	14.110	=	**195.424**
b1			as/figure	=	0.3100
b2			as/figure	=	1.0360
b3			as/figure	=	0.0700
			TOTAL	=	**196.840**
			DEDUCTIONS		
S.NO.	DIMENSION (M)		DIMENSION (M)		TOTAL (SQ.M.)
1	3.450	X	3.947	=	13.617
2	2.000	X	1.180	=	2.360
3	2.200	X	3.500	=	7.700
4	6.800	X	4.680	=	31.824
5	3.450	X	1.000	=	3.450
6	1.670	X	7.210	=	12.041
7	3.350	X	0.200	=	0.670
			TOTAL DEDUCTIONS	=	**71.662**
			NET FAR AREA	=	**125.178**

F.A.R AREA DETAIL ON STILT FLOOR :-

=LIFT AREA+STAIRCASE +ENT. LOBBY:-

=(4.40X3.50)+(5.700X3.40)+(194.257)

=229.037 SQ.M.

F.A.R AREA DETAIL AT FIRST FLOOR:-

=(TYPE-3+SX2)+CIRCULATION AREA AT TYPICAL FLOOR :-

=(125.178X2)+(40.390)

= 290.746 SQ.M.

F.A.R AREA DETAIL AT TYPICAL FLOOR:-

=(TYPE-3X2)+(TYPE-3+SX2)+(CIRCULATION AREA AT TYPICAL FLOOR) :-
=(101.476X2)+(125.178X2)+(40.390)

=493.698 SQ.M.

F.A.R AREA DETAIL AT 4TH, 8TH, 12TH, 16TH, 20TH, 24TH, 28TH & 32ND:-

=(TYPE-3X2)+(TYPE-3+SX2)+(CIRCULATION AREA AT TYPICAL FLOOR) :-
=(102.278X2)+(125.178)+(40.390)

=497.026 SQ.M.

15% EXTRA FAR AREA DET. ON STILT FLOOR :-

=FIRE STAIRCASE+LIFT LOBBY +SERVICE SHAFT

=33.000 + 14.080 + 5.762

=52.842 SQ.M.

15% EXTRA FAR AR. DETAIL ON FIRST FLOOR :-

=FIRE TOWER+ LIFT LOBBY+LIFT WELL +SERVICE SHAFT+CUP BOARD(TYPE 3+S)

=33.000 + 14.080 +11.780+ 5.762+(1.020)X2

=66.662 SQ.M.

15% EXTRA FAR AR. DETAIL ON 18TH &27TH FLOOR :-

=FIRE TOWER+ LIFT LOBBY+LIFT WELL +SERVICE SHAFT+CUP BOARD(TYPE 3)+CUP BOARD(TYPE 3+S)+ REFUGE AREA

=33.000 + 14.080 +11.780+ 5.762+(1.870)X2 +(1.020)X2 +(3.00X5.500)

=86.902 SQ.M.

15% EXTRA FAR AR. DETAIL ON TYPICAL FLOOR :-

=FIRE TOWER+ LIFT LOBBY+LIFT WELL +SERVICE SHAFT+CUP BOARD(TYPE 3)+CUP BOARD(TYPE 3+S)

=33.000 + 14.080 +11.780+ 5.762+(1.870)X2 +(1.020)X2

=70.402 SQ.M.

15% EXTRA FAR AREA DETAIL ON ALL FL. OF GRAND-3:-

=STILT FLOOR +1ST FLOOR+18TH & 27TH FLOOR TO 2ND TO 33RD FLOOR +TERRACE FLOOR

=2608.646 SQ.M.

NON F.A.R.
STILT AREA DETAIL FOR PARKING :-

=(3+SX2)
=(122.133X2)

=244.266 S.Q. M.

GR. COVERAGE AREA DETAIL AT STILT FLOOR.:-

=(TYPE-3X2)+(TYPE-3+SX2)+(CIRCULATION AREA AT ONE FLOOR) +FIRE TOWER+ LIFT LOBBY+LIFT WELL +SERVICE SHAFT+CUPBOARD(TYPE 3)+CUP BOARD(TYPE 3+S) +CONNECTION+REFUGE AREA :-

=(101.476X2)+(122.133X2)+(46.480)+33.000 + 14.080 +11.780+ 5.762+(1.870)X2+(1.020)X2+(109.874)+(16.5)

=690.474 SQ.M.

SCHEDULE OF DOOR & WINDOWS

SN.	TYPE	SIZE	CILL LVL.	LTL LVL.
1.	D	750 X 2100	-	2100
2.	D1	900 X 2100	-	2100
3.	D2	1050 X 2100	-	2100
4.	D3	1500 X 2100	-	2100
5.	W	600 X 900	1200	2100
6.	W1	600 X 900	1200	2100
7.	W2	540 X 900	1200	2100
8.	W3	825 X 1200	900	2100
9.	W4	1225 X 1050	1050	2100
10.	W5	450 X 900	1200	2100
11.	DW1	1060 X 2100	-	2100
12.	DW2	1500 X 2100	-	2100
13.	DW3	1555 X 2100	-	2100
14.	DW4	1240 X 2100	-	2100
15.	DW5	2400 X 2100	-	2100
16.	DW6	1105 X 2100	-	2100
17.	DW7	1800 X 2100	-	2100
18.	DW8	1050 X 2100	-	2100
19.	DW9	1790 X 2100	-	2100
20.	DW10	2100 X 2100	-	2100
21.	DW11	2600 X 2100	-	2100

SIGNATURE AND SEAL OF ARCHITECT :

Pankaj Nath Andley
Digitally signed by Pankaj Nath Andley
Date: 2025.01.14 19:56:19 +05'30'

SIGNATURE AND SEAL OF OWNER :

RAKESH KUMAR
Digitally signed by RAKESH KUMAR
Date: 2025.01.14 20:17:54 +05'30'
Authorised Signatory

PROJECT :-

GROUP HOUSING PROJECT **NIRALA GRAND (FORMERLY KNOWN AS MORPHEUS PRATIKSHA)** DEVELOPED by **M/S SRK BUILDWELL PVT. LTD.** FOR M/S MORPHEUS DEVELOPERS PVT. LTD.
PLOT NO. GH-16A, SECTOR-1 GREATER NOIDA

REVISED SUBMISSION DRAWING

DWG. NO.

GRAND-3 : 4TH, 8TH, 12TH, 16TH, 20TH, 24TH, 28TH & 32ND

SCALE: 1:200 | DWG. NO. :38

CLT.BY : AMANSH | DATE: 11/09/2024

ARCHITECTS :-

ANDLEYS ASSOCIATES PVT.LTD.
ARCHITECTS ENGINEERS PLANNERS
34 - HOSIERY IDUSTRY - NOIDA-1 - UP

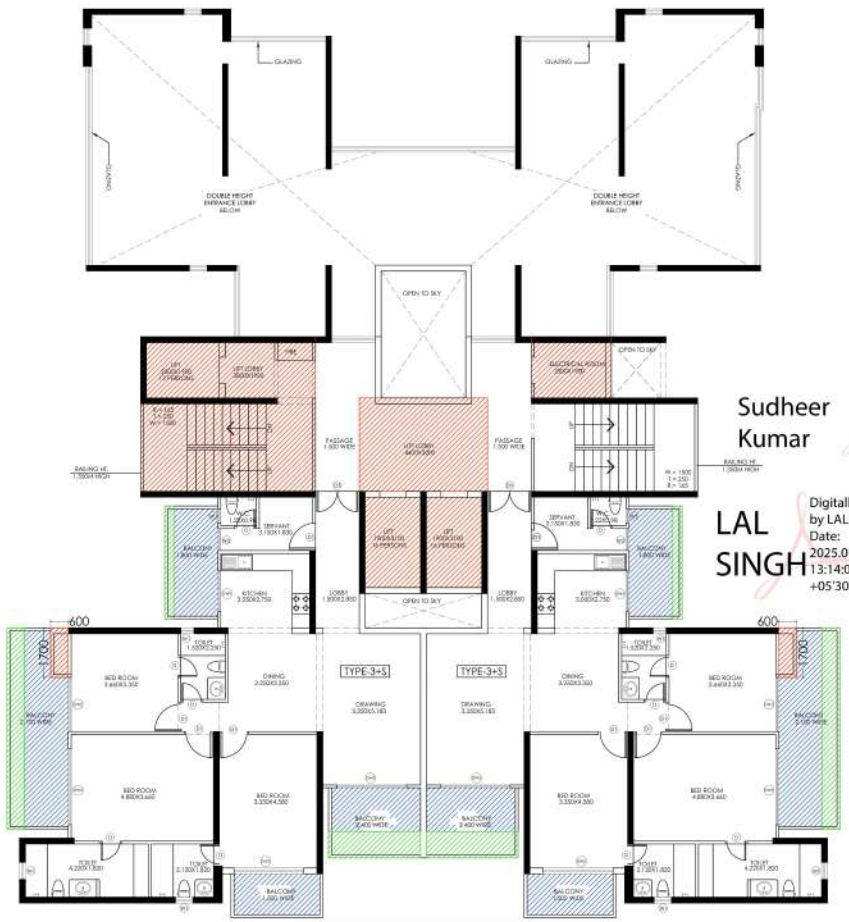

GRAND-3 - FIRST FLOOR PLAN

Sudheer Kumar
Digitally signed by Sudheer Kumar
Date: 2025.01.18 14:57:22 +05'30'

LAL SINGH
Digitally signed by LAL SINGH
Date: 2025.01.16 13:14:00 +05'30'

Amit Varma
Digitally signed by Amit Varma
Date: 2025.01.15 09:40:57 +05'30'

15% ADDITIONAL F.A.R. ON TYPICAL FLOOR:

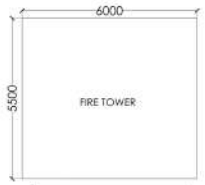

FIRE TOWER						
S.NO.	DIMENSION (M)		DIMENSION (M)		TOTAL (SQ.M.)
1	6.000	X	5.500	=	33.000
A			TOTAL AREA	=	33.000

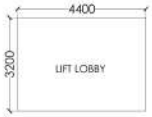

LIFT LOBBY AREA DETAIL					
S.NO.	DIMENSION (M)		DIMENSION (M)		TOTAL (SQ.M.)
1	4.400	X	3.200	=	14.080
B			TOTAL AREA	=	14.080

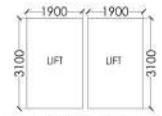

LIFT WELL AREA DETAIL					
S.NO.	DIMENSION (M)		DIMENSION (M)		TOTAL (SQ.M.)
1	1.900	X	3.100	=	5.890
2	1.900	X	3.100	=	5.890
C			TOTAL AREA	=	11.780

SERVICE AREA DETAIL					
S.NO.	DIMENSION (M)		DIMENSION (M)		TOTAL (SQ.M.)
1	2.744	X	2.100	=	5.762
D			TOTAL AREA	=	5.762

F.A.R AREA DETAIL ON STILT FLOOR :-

=LIFT AREA+STAIRCASE +ENT. LOBBY:-

=(4.40X3.50)+(5.700X3.40)+(194.257)

=229.037 SQ.M.

F.A.R AREA DETAIL AT FIRST FLOOR:-

=(TYPE-3+SX2)+CIRCULATION AREA AT TYPICAL FLOOR :-

=(125.178X2)+(40.390)

= 290.746 SQ.M.

F.A.R AREA DETAIL AT TYPICAL FLOOR:-

=(TYPE-3X2)+(TYPE-3+SX2)+(CIRCULATION AREA AT TYPICAL FLOOR) :-
=(101.476X2)+(125.178X2)+(40.390)

=493.698 SQ.M.

F.A.R AREA DETAIL AT 4TH, 8TH, 12TH, 16TH, 20TH, 24TH, 28TH & 32ND:-

=(TYPE-3X2)+(TYPE-3+SX2)+(CIRCULATION AREA AT TYPICAL FLOOR) :-
=(102.278X2)+(125.178)+(40.390)

=497.026 SQ.M.

15% EXTRA FAR AREA DET. ON STILT FLOOR :-

=FIRE STAIRCASE+LIFT LOBBY +SERVICE SHAFT

=33.000 + 14.080 + 5.762

=52.842 SQ.M.

15% EXTRA FAR AR. DETAIL ON FIRST FLOOR :-

=FIRE TOWER+ LIFT LOBBY+LIFT WELL +SERVICE SHAFT+CUP BOARD(TYPE 3+S)

=33.000 + 14.080 +11.780+ 5.762+(1.020)X2

=66.662 SQ.M.

15% EXTRA FAR AR. DETAIL ON 18TH &27TH FLOOR :-

=FIRE TOWER+ LIFT LOBBY+LIFT WELL +SERVICE SHAFT+CUP BOARD(TYPE 3)+CUP BOARD(TYPE 3+S)+ REFUGE AREA

=33.000 + 14.080 +11.780+ 5.762+(1.870)X2 +(1.020)X2 +(3.00X5.500)

=86.902 SQ.M.

15% EXTRA FAR AR. DETAIL ON TYPICAL FLOOR :-

=FIRE TOWER+ LIFT LOBBY+LIFT WELL +SERVICE SHAFT+CUP BOARD(TYPE 3)+CUP BOARD(TYPE 3+S)

=33.000 + 14.080 +11.780+ 5.762+(1.870)X2 +(1.020)X2

=70.402 SQ.M.

15% EXTRA FAR AREA DETAIL ON ALL FL. OF GRAND-3:-

=STILT FLOOR +1ST FLOOR+18TH & 27TH FLOOR TO 2ND TO 33RD FLOOR +TERRACE FLOOR

=2608.646 SQ.M.

NON F.A.R.
STILT AREA DETAIL FOR PARKING :-

=(3+SX2)
=(122.133X2)

=244.266 S.Q. M.

GR. COVERAGE AREA DETAIL AT STILT FLOOR.:-

=(TYPE-3X2)+(TYPE-3+SX2)+(CIRCULATION AREA AT ONE FLOOR) +FIRE TOWER+ LIFT LOBBY+LIFT WELL +SERVICE SHAFT+CUPBOARD(TYPE 3)+CUP BOARD(TYPE 3+S) +CONNECTION+REFUGE AREA :-

=(101.476X2)+(122.133X2)+(46.480)+33.000 + 14.080 +11.780+ 5.762+(1.870)X2+(1.020)X2+(109.874)+(16.5)

=690.474 SQ.M.

SCHEDULE OF DOOR & WINDOWS

SN.	TYPE	SIZE	CILL LVL.	LTL LVL.
1.	D	750 X 2100	-	2100
2.	D1	900 X 2100	-	2100
3.	D2	1050 X 2100	-	2100
4.	D3	1500 X 2100	-	2100
5.	W	600 X 900	1200	2100
6.	W1	600 X 900	1200	2100
7.	W2	540 X 900	1200	2100
8.	W3	825 X 1200	900	2100
9.	W4	1225 X 1050	1050	2100
10.	W5	450 X 900	1200	2100
11.	DW1	1060 X 2100	-	2100
12.	DW2	1500 X 2100	-	2100
13.	DW3	1555 X 2100	-	2100
14.	DW4	1240 X 2100	-	2100
15.	DW5	2400 X 2100	-	2100
16.	DW6	1105 X 2100	-	2100
17.	DW7	1800 X 2100	-	2100
18.	DW8	1050 X 2100	-	2100
19.	DW9	1790 X 2100	-	2100
20.	DW10	2100 X 2100	-	2100
21.	DW11	2600 X 2100	-	2100

CIRCULATION AREA ON TYPICAL FLOOR:

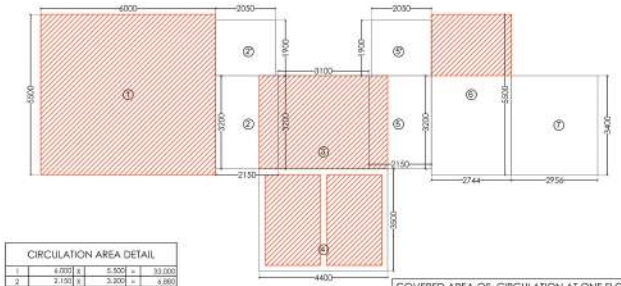

CIRCULATION AREA DETAIL					
1	6.000	X	5.500	=	33.000
2	2.150	X	3.200	=	6.880
2'	2.050	X	1.900	=	3.895
3	3.100	X	3.200	=	9.920
4	4.400	X	3.500	=	15.400
5	2.150	X	3.200	=	6.880
5'	2.050	X	1.900	=	3.895
6	2.744	X	5.500	=	15.092
7	2.956	X	3.400	=	10.050
			TOTAL AREA	=	103.012

COVERED AREA OF CIRCULATION AT ONE FLOOR:-

=TOTAL CIRCULATION AREA -15% ADDITIONAL F.A.R AREA DETAIL(A+B+C+D)

=105.012-(33.000+14.080+11.780+5.762)
=105.012-(64.622)

=40.390 SQM

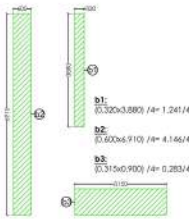

TYPE 3+S FAR AREA DETAIL					
	13.850	X	14.110	=	195.424
b1			as/figure	=	0.3100
b2			as/figure	=	1.0360
b3			as/figure	=	0.0700
			TOTAL	=	196.840
			DEDUCTIONS		
S.NO.	DIMENSION (M)		DIMENSION (M)		TOTAL (SQ.M.)
1	3.450	X	3.947	=	13.617
2	2.200	X	1.180	=	2.360
3	2.200	X	3.500	=	7.700
4	6.800	X	4.680	=	31.824
5	3.450	X	1.000	=	3.450
6	1.670	X	7.210	=	12.041
7	3.350	X	0.200	=	0.670
			TOTAL DEDUCTIONS	=	71.662
			NET FAR AREA	=	125.178

SIGNATURE AND SEAL OF ARCHITECT :

Pankaj Nath Andley
Digitally signed by Pankaj Nath Andley
Date: 2025.01.14 19:54:48 +05'30'

SIGNATURE AND SEAL OF OWNER :

RAKESH KUMAR
Digitally signed by RAKESH KUMAR
Date: 2025.01.14 20:18:28 +05'30'
Authorised Signatory

PROJECT :-

GROUP HOUSING PROJECT **NIRALA GRAND (FORMERLY KNOWN AS MORPHEUS PRATIKSHA)** DEVELOPED by **M/S SRK BUILDWELL PVT. LTD.** FOR M/S MORPHEUS DEVELOPERS PVT. LTD.
PLOT NO. GH-16A, SECTOR-1, GREATER NOIDA

REVISED SUBMISSION DRAWING

DWG. TITLE : GRAND-3 : FIRST FLOOR PLAN

SCALE: 1:200 | DWG. NO. :36

CLT.BY : AMJEEH | DATE: 11/09/2024

ARCHITECTS :-

ANDLEYS ASSOCIATES PVT.LTD.
ARCHITECTS ENGINEERS PLANNERS
24 - HOSHANG 100/27 - NAZULI 404-SHIVALIK - NOIDA

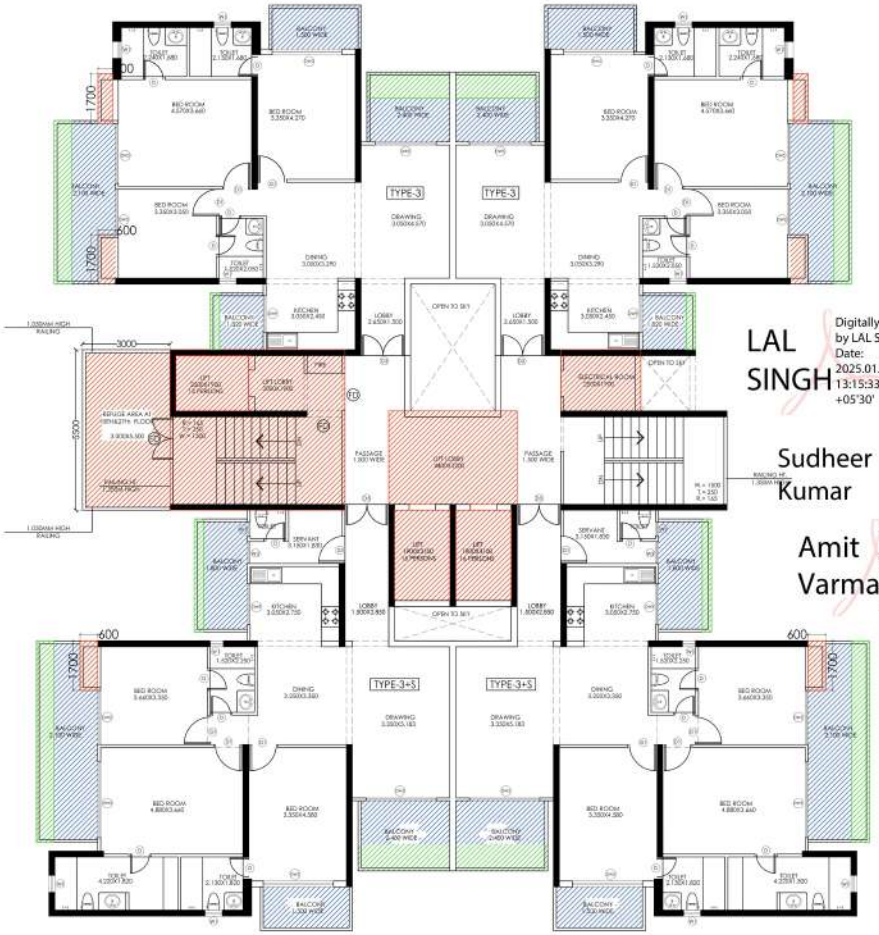

LAL SINGH Digitally signed by LAL SINGH Date: 2025.01.16 13:15:33 +05'30'

Sudheer Kumar Digitally signed by Sudheer Kumar Date: 2025.01.18 14:58:12 +05'30'

Amit Varma Digitally signed by Amit Varma Date: 2025.01.15 09:41:38 +05'30'

GRAND-3 - FLOOR : 2ND-3, 5TH-7TH, 9TH-11TH, 13TH-15TH, 17TH-19TH, 21ST-23RD, 25TH-27TH, 29TH-31ST &33RD

CIRCULATION AREA ON TYPICAL FLOOR:

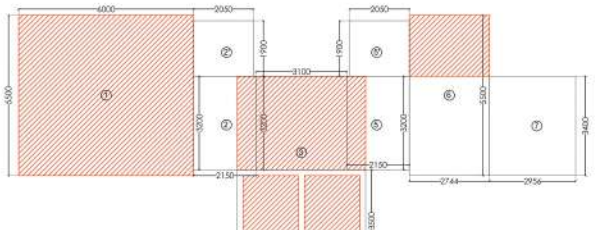

CIRCULATION AREA DETAIL					
1	6.000	X	5.500	=	33.000
2	2.150	X	2.200	=	4.730
2'	2.050	X	1.900	=	3.895
3	3.100	X	3.200	=	9.920
4	4.400	X	3.500	=	15.400
5	2.150	X	2.200	=	4.730
5'	2.050	X	1.900	=	3.895
6	2.744	X	5.500	=	15.092
7	2.956	X	3.400	=	10.050
			TOTAL AREA	=	103.012

COVERED AREA OF CIRCULATION AT ONE FLOOR:-

=TOTAL CIRCULATION AREA -15% ADDITIONAL F.A.R AREA DETAIL(A+B+C+D)

=105.012-(33.000+14.080+11.780+5.762)
=105.012-(64.622)

=40.390 SQM

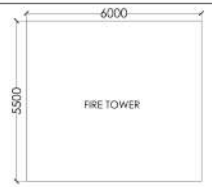

FIRE TOWER					
S.NO.	DIMENSION (M)		DIMENSION (M)		TOTAL (SQ.M.)
1	6.000	X	5.500	=	33.000
A			TOTAL AREA	=	33.000

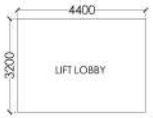

LIFT LOBBY AREA DETAIL					
S.NO.	DIMENSION (M)		DIMENSION (M)		TOTAL (SQ.M.)
1	4.400	X	3.200	=	14.080
B			TOTAL AREA	=	14.080

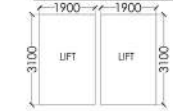

LIFT WELL AREA DETAIL					
S.NO.	DIMENSION (M)		DIMENSION (M)		TOTAL (SQ.M.)
1	1.900	X	3.100	=	5.890
2	1.900	X	3.100	=	5.890
C			TOTAL AREA	=	11.780



SERVICE AREA DETAIL					
S.NO.	DIMENSION (M)		DIMENSION (M)		TOTAL (SQ.M.)
1	2.744	X	2.100	=	5.762
D			TOTAL AREA	=	5.762

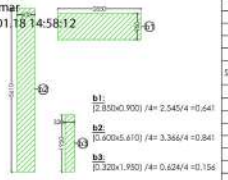

TYPE 3 FAR AREA DETAIL					
	11.670	X	11.440	=	133.505
b1			as/figure	=	0.6410
b2			as/figure	=	0.8410
b3			as/figure	=	0.1560
			TOTAL	=	135.143
DEDUCTIONS					
S.NO.	DIMENSION (M)		DIMENSION (M)		TOTAL (SQ.M.)
1	0.100	X	9.460	=	0.946
2	5.070	X	2.450	=	12.422
3	2.800	X	0.200	=	0.560
4	1.450	X	2.450	=	3.553
5	3.150	X	4.120	=	12.978
6	3.450	X	0.930	=	3.209
			TOTAL DEDUCTIONS	=	33.667
			NET FAR AREA	=	101.476

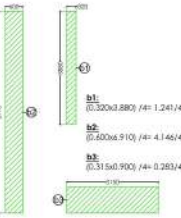

TYPE 3+S FAR AREA DETAIL					
	13.850	X	14.110	=	195.424
b1			as/figure	=	0.3100
b2			as/figure	=	1.0360
b3			as/figure	=	0.0700
			TOTAL	=	196.840
DEDUCTIONS					
S.NO.	DIMENSION (M)		DIMENSION (M)		TOTAL (SQ.M.)
1	3.450	X	3.947	=	13.617
2	2.000	X	1.180	=	2.360
3	2.200	X	3.500	=	7.700
4	6.800	X	4.680	=	31.824
5	3.450	X	1.000	=	3.450
6	1.670	X	7.210	=	12.041
7	3.350	X	0.200	=	0.670
			TOTAL DEDUCTIONS	=	71.662
			NET FAR AREA	=	125.178

F.A.R AREA DETAIL ON STILT FLOOR :-

=LIFT AREA+STAIRCASE +ENT. LOBBY:-

=(4.40X3.50)+(5.700X3.40)+(194.257)

=229.037 SQ.M.

F.A.R AREA DETAIL AT FIRST FLOOR:-

=(TYPE-3+SX2)+CIRCULATION AREA AT TYPICAL FLOOR :-

=(125.178X2)+(40.390)

= 290.746 SQ.M.

F.A.R AREA DETAIL AT TYPICAL FLOOR:-

=(TYPE-3X2)+(TYPE-3+SX2)+(CIRCULATION AREA AT TYPICAL FLOOR) :-
=(101.476X2)+(125.178X2)+(40.390)

=493.698 SQ.M.

F.A.R AREA DETAIL AT 4TH, 8TH, 12TH, 16TH, 20TH, 24TH, 28TH & 32ND:-

=(TYPE-3X2)+(TYPE-3+SX2)+(CIRCULATION AREA AT TYPICAL FLOOR) :-
=(102.278X2)+(125.178)+(40.390)

=497.026 SQ.M.

15% EXTRA FAR AREA DET. ON STILT FLOOR :-

=FIRE STAIRCASE+LIFT LOBBY +SERVICE SHAFT

=33.000 + 14.080 + 5.762

=52.842 SQ.M.

15% EXTRA FAR AR. DETAIL ON FIRST FLOOR :-

=FIRE TOWER+ LIFT LOBBY+LIFT WELL +SERVICE SHAFT+CUP BOARD(TYPE 3+S)

=33.000 + 14.080 +11.780+ 5.762+(1.020)X2

=66.662 SQ.M.

15% EXTRA FAR AR. DETAIL ON 18TH &27TH FLOOR :-

=FIRE TOWER+ LIFT LOBBY+LIFT WELL +SERVICE SHAFT+CUP BOARD(TYPE 3)+CUP BOARD(TYPE 3+S)+ REFUGE AREA

=33.000 + 14.080 +11.780+ 5.762+(1.870)X2 +(1.020)X2 +(3.00X5.500)

=86.902 SQ.M.

15% EXTRA FAR AR. DETAIL ON TYPICAL FLOOR :-

=FIRE TOWER+ LIFT LOBBY+LIFT WELL +SERVICE SHAFT+CUP BOARD(TYPE 3)+CUP BOARD(TYPE 3+S)

=33.000 + 14.080 +11.780+ 5.762+(1.870)X2 +(1.020)X2

=70.402 SQ.M.

15% EXTRA FAR AREA DETAIL ON ALL FL. OF GRAND-3:-

=STILT FLOOR +1ST FLOOR+18TH & 27TH FLOOR TO 2ND TO 33RD FLOOR +TERRACE FLOOR

=2608.646 SQ.M.

NON F.A.R.
STILT AREA DETAIL FOR PARKING :-

=(3+SX2)
=(122.133X2)

=244.266 S.Q. M.

GR. COVERAGE AREA DETAIL AT STILT FLOOR.:-

=(TYPE-3X2)+(TYPE-3+SX2)+(CIRCULATION AREA AT ONE FLOOR) +FIRE TOWER+ LIFT LOBBY+LIFT WELL +SERVICE SHAFT+CUPBOARD(TYPE 3)+CUP BOARD(TYPE 3+S) +CONNECTION+REFUGE AREA :-

=(101.476X2)+(122.133X2)+(46.480)+33.000 + 14.080 +11.780+ 5.762+(1.870)X2+(1.020)X2+(109.874)+(16.5)

=690.474 SQ.M.

REFUGE AREA DETAIL AT 18TH & 27TH FLOOR:-

=(3.000X5.500)

=16.500 SQ.M.

SCHEDULE OF DOOR & WINDOWS

SN.	TYPE	SIZE	CILL LVL.	LTL. LVL.
1.	D	750 X 2100	-	2100
2.	D1	900 X 2100	-	2100
3.	D2	1050 X 2100	-	2100
4.	D3	1500 X 2100	-	2100
5.	W	600 X 900	1200	2100
6.	W1	600 X 900	1200	2100
7.	W2	540 X 900	1200	2100
8.	W3	825 X 1200	900	2100
9.	W4	1225 X 1050	1050	2100
10.	W5	450 X 900	1200	2100
11.	DW1	1060 X 2100	-	2100
12.	DW2	1500 X 2100	-	2100
13.	DW3	1555 X 2100	-	2100
14.	DW4	1240 X 2100	-	2100
15.	DW5	2400 X 2100	-	2100
16.	DW6	1105 X 2100	-	2100
17.	DW7	1800 X 2100	-	2100
18.	DW8	1050 X 2100	-	2100
19.	DW9	1790 X 2100	-	2100
20.	DW10	2100 X 2100	-	2100
21.	DW11	2600 X 2100	-	2100

SIGNATURE AND SEAL OF ARCHITECT :

Pankaj Nath Andley — Digitally signed by Pankaj Nath Andley Date: 2025.01.14 19:55:34 +05'30'

SIGNATURE AND SEAL OF OWNER :

RAKESH KUMAR — Digitally signed by RAKESH KUMAR Date: 2025.01.14 20:18:06 +05'30'

Authorised Signatory

PROJECT :-

GROUP HOUSING PROJECT **NIRALA GRAND (FORMERLY KNOWN AS MORPHEUS PRATIKSHA)** DEVELOPED by **M/S SRK BUILDWELL PVT. LTD.** FOR M/S MORPHEUS DEVELOPERS PVT. LTD. PLOT NO. GH-16A, SECTOR-1, GREATER NOIDA

REVISED SUBMISSION DRAWING

DWG. TITLE :

GRAND-3 : TYPICAL FLOOR PLAN

SCALE : 1:200	DWG. NO. :37
CLT.BY : Mukesh	DATE: 11/09/2024

ARCHITECTS :-

ANDLEYS ASSOCIATES PVT.LTD.

ARCHITECTS ENGINEERS PLANNERS
34 HOUSING SOCIETY NEW DELHI - 110049

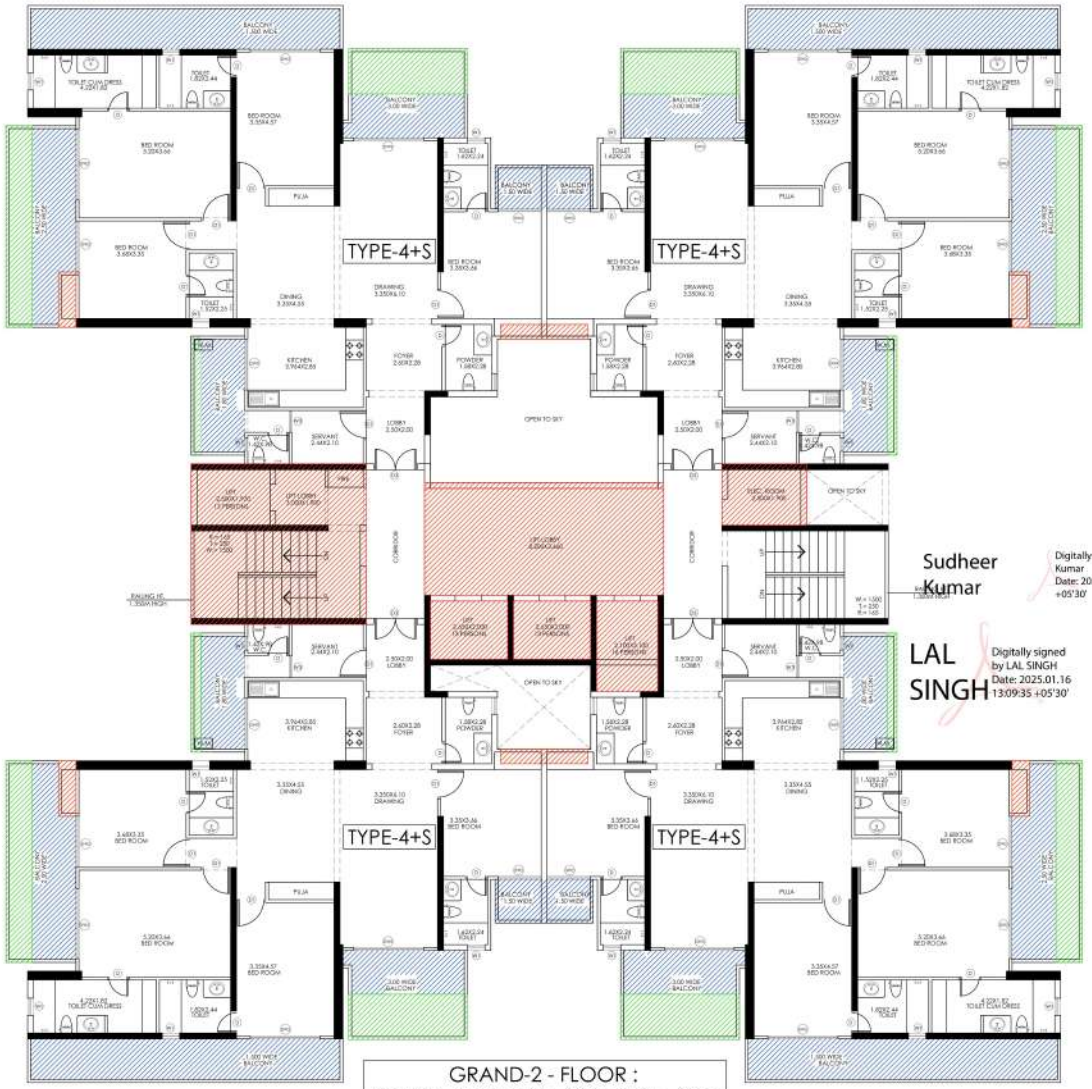

Sudheer Kumar
Digitally signed by Sudheer Kumar
Date: 2025.01.18 14:55:04 +05'30'

LAL SINGH
Digitally signed by LAL SINGH
Date: 2025.01.16 13:09:35 +05'30'

Amit Varma
Digitally signed by Amit Varma
Date: 2025.01.15 09:38:29 +05'30'

GRAND-2 - FLOOR :
4TH, 8TH, 12TH, 16TH, 20TH, 24TH, 28TH & 32ND

15% ADDITIONAL F.A.R. ON TYPICAL FLOOR:

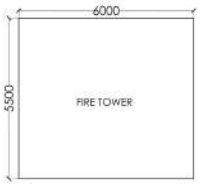

FIRE TOWER					
S.NO.	DIMENSION (M)		DIMENSION (M)		TOTAL (SQ.M.)
1	6.000	X	5.500	=	33.000
A			TOTAL AREA	=	33.000

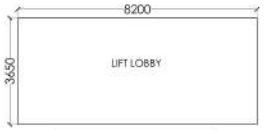

LIFT LOBBY AREA DETAIL					
S.NO.	DIMENSION (M)		DIMENSION (M)		TOTAL (SQ.M.)
1	8.200	X	3.650	=	29.930
B			TOTAL AREA	=	29.930

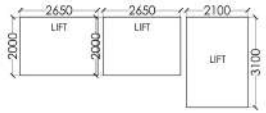

LIFT WELL AREA DETAIL					
S.NO.	DIMENSION (M)		DIMENSION (M)		TOTAL (SQ.M.)
1	2.650	X	2.000	=	5.300
2	2.650	X	2.000	=	5.300
3	2.100	X	3.100	=	6.510
C			TOTAL AREA	=	17.110

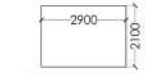

SERVICE AREA DETAIL					
S.NO.	DIMENSION (M)		DIMENSION (M)		TOTAL (SQ.M.)
1	2.900	X	2.100	=	6.090
D			TOTAL AREA	=	6.090

F.A.R AREA DETAIL AT STILT:-

=LIFT AREA+STAIRCASE +ENT. LOBBY:-
=(22.430)+(20.400)+(333.956)

=376.786 SQ.M.

F.A.R. AREA DETAIL AT FIRST FLOOR:-

=(TYPE-4+SX2)+(CIRCULATION AR. AT TYPICAL FLOOR) :-
=(170.451X2)+(43.956)

= **384.858 SQ.M.**

F.A.R. AREA DETAIL AT TYPICAL FLOOR

=(TYPE-4+SX4)+(CIRCULATION AR. AT TYPICAL FLOOR) :-
=(170.451X4)+(43.956)

= **725.760 SQ.M.**

15% EXTRA FAR AREA DET. ON STILT FLOOR :-

=FIRE TOWER + LIFT LOBBY+SERVICE SHAFT:-

=33.000 + 29.930 + 6.090
=69.020 SQ.M.

15% EXTRA FAR AR. DETAIL ON FIRST FLOOR :-

= FIRE TOWER +LIFT LOBBY+SERVICE SHAFT
+LIFT WELL+CUP BOARD(TYPE 4)X2:-

=33.0+29.930+6.090+17.110+(1.940X2)

=90.010 SQ.M.

15% EXTRA FAR AR. DETAIL ON TYPICAL FLOOR :-

= FIRE TOWER +LIFT LOBBY+SERVICE SHAFT
+LIFT WELL+CUP BOARD(TYPE 4)X4

=33.0+29.930+6.090+17.110+(1.940X4)

=93.890 SQ.M.

15% EXTRA FAR AR. DETAIL ON 18TH & 27TH FLOOR :-

=FIRE TOWER +LIFT LOBBY+SERVICE SHAFT
+LIFT WELL+CUP BOARD(TYPE 4)X4+ REFUGE AREA

=33.0+29.930+6.090+17.110+(1.94X4)+(3.000X5.500)

=110.39 SQ.M.

15% EXTRA FAR AREA DETAIL ON ALL FL. OF GRAND-2:-

=STILT FLOOR +1ST FLOOR+18TH &27TH FLOOR +2ND TO 33TH FLOOR +TERRACE FLOOR

=3442.056 SQ.M.

SCHEDULE OF DOOR & WINDOWS

SN.	TYPE	SIZE	CILL LVL.	LTL LVL.
1.	D	750 X 2100	-	2100
2.	D1	900 X 2100	-	2100
3.	D2	1050 X 2100	-	2100
4.	D3	1500 X 2100	-	2100
5.	W	600 X 900	1200	2100
6.	W1	600 X 900	1200	2100
7.	W2	540 X 900	1200	2100
8.	W3	825 X 1200	900	2100
9.	W4	1225 X 1050	1050	2100
10.	W5	450 X 900	1200	2100
11.	DW1	1060 X 2100	-	2100
12.	DW2	1500 X 2100	-	2100
13.	DW3	1555 X 2100	-	2100
14.	DW4	1240 X 2100	-	2100
15.	DW5	2400 X 2100	-	2100
16.	DW6	1105 X 2100	-	2100
17.	DW7	1800 X 2100	-	2100
18.	DW8	1050 X 2100	-	2100
19.	DW9	1790 X 2100	-	2100
20.	DW10	2100 X 2100	-	2100
21.	DW11	2600 X 2100	-	2100

CIRCULATION AREA ON TYPICAL FLOOR:

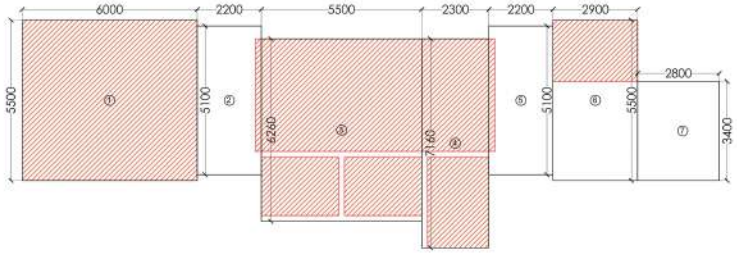

CIRCULATION AREA DETAIL					
1	6.000	X	5.500	=	33.000
2	2.300	X	5.100	=	11.730
3	5.500	X	6.260	=	34.430
4	2.300	X	7.160	=	16.468
5	2.200	X	5.100	=	11.220
6	2.900	X	5.500	=	15.950
7	2.800	X	3.400	=	9.520
			TOTAL AREA	=	131.808

COVERED AREA OF CIRCULATION AT ONE FLOOR:-

=TOTAL CIRCULATION AREA -
(A+B+C+D)

=131.808-(33.000+31.652+6.090+17.110)
=131.808-(87.852)

=43.956 SQM

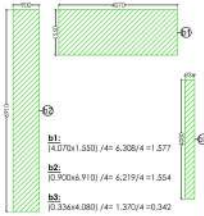

b1:
(4.070x1.550) /4= 6.308/4 =1.577

b2:
(0.900x6.910) /4= 6.219/4 =1.554

b3:
(0.336x4.080) /4= 1.370/4 =0.342

TYPE 4+S FAR AREA DETAIL					
	17.710	X	14.410	=	**255.201**
b1			as/figure	=	1.5770
b2			as/figure	=	1.5540
b3			as/figure	=	0.3420
			TOTAL	=	**258.674**
	DEDUCTIONS				
S.NO.	DIMENSION (M)		DIMENSION (M)		TOTAL (SQ.M.)
1	11.610	X	0.200	=	2.322
2	2.300	X	2.500	=	5.750
3	1.600	X	4.980	=	7.968
4	1.830	X	2.440	=	4.465
5	7.443	X	4.680	=	34.843
6	6.900	X	3.030	=	20.907
7	1.660	X	7.210	=	11.969
			TOTAL DEDUCTIONS	=	**88.223**
			NET FAR AREA	=	**170.451**

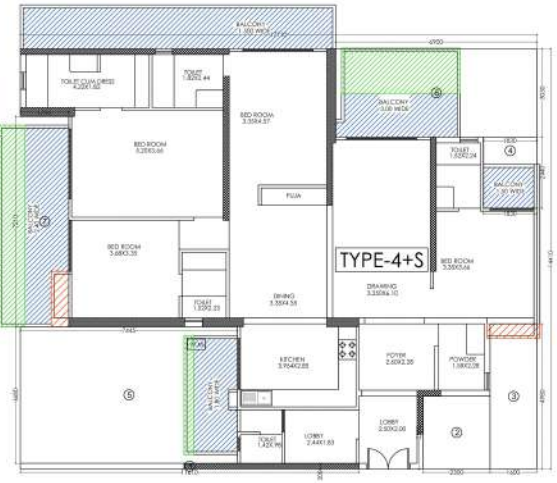

SIGNATURE AND SEAL OF ARCHITECT :

Pankaj Nath Andley
Digitally signed by Pankaj Nath Andley
Date: 2025.01.14 19:47:50 +05'30'

SIGNATURE AND SEAL OF OWNER :

RAKESH KUMAR
Digitally signed by RAKESH KUMAR
Date: 2025.01.14 28:19:41 +05'30'

Authorised Signatory

PROJECT :-

GROUP HOUSING PROJECT **NIRALA GRAND (FORMERLY KNOWN AS MORPHEUS PRATIKSHA)** DEVELOPED by **M/S SRK BUILDWELL PVT. LTD.** FOR M/S MORPHEUS DEVELOPERS PVT. LTD.
PLOT NO. GH-16A, SECTOR-1, GREATER NOIDA

REVISED SUBMISSION DRAWING

DWG. TITLE :
4TH, 8TH, 12TH, 16TH, 20TH, 24TH, 28TH & 32ND

SCALE : 1:200 | DWG. NO. : 33

DILT.BY : Mukesh | DATE : 11/09/2024

ARCHITECTS :-

ANDLEYS ASSOCIATES PVT.LTD.
ARCHITECTS ENGINEERS PLANNERS
SP HOUSING IDOOST NOIDA-1 NOW DELHI - NCR



FRONT ELEVATION



LEFT SIDE ELEVATION

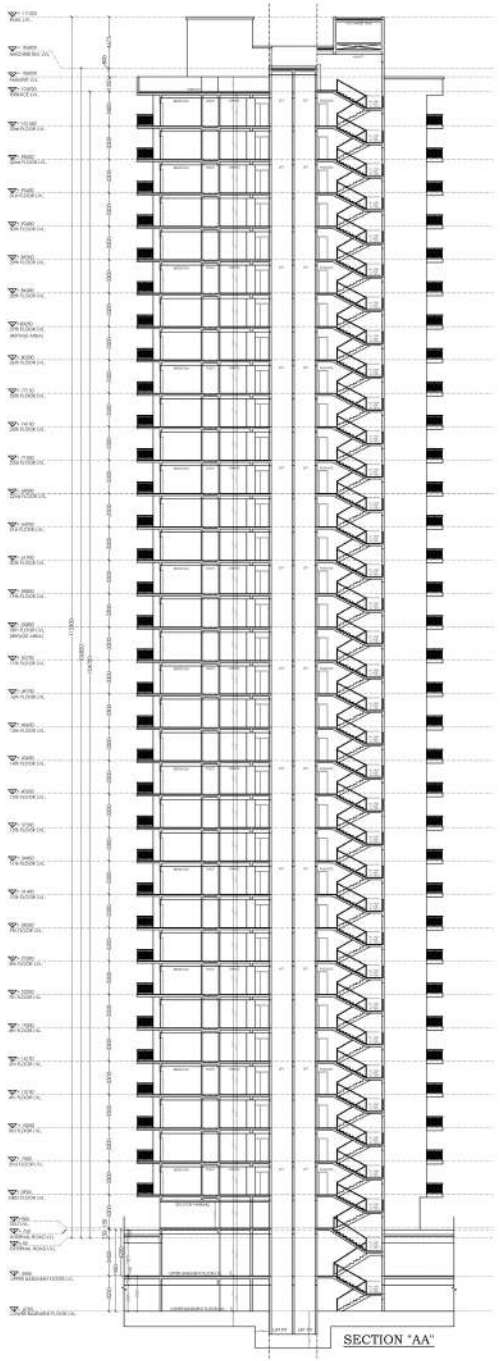

SECTION "AA"

LAL SINGH Digitally signed by LAL SINGH Date: 2025.01.16 13:10:56 +05'30'

Sudheer Kumar Digitally signed by Sudheer Kumar Date: 2025.01.18 14:55:50 +05'30'

Amit Varma Digitally signed by Amit Varma Date: 2025.01.15 09:39:02 +05'30'

PROJECT:-

GROUP HOUSING PROJECT **NIRALA GRAND**
(FORMERLY KNOWN AS MORPHEUS PRATIKSHA)
DEVELOPED by **M/S SRK BUILDWELL PVT. LTD.** FOR M/S MORPHEUS DEVELOPERS PVT. LTD.
PLOT NO. GH-16A, SECTOR-1,GREATER NOIDA

SIGNATURE AND SEAL OF OWNER :

RAKESH KUMAR Digitally signed by RAKESH KUMAR Date: 2025.01.14 20:19:03 +05'30'

Authorised Signatory

SIGNATURE AND SEAL OF ARCHITECT :

Pankaj Nath Andley Digitally signed by Pankaj Nath Andley Date: 2025.01.14 19:48:32 +05'30'

REVISED SUBMISSION DRAWING

ORG. TITLE:-
FRONT ELEVATION, SIDE ELEVATION & SECTION "AA"
DRAWN BY:-

SCALE:-1:200	DRG. NO.:- 34
DLT.BY:-Mukesh	DATE:-11/09/2024

ARCHITECTS:-

ANDLEYS ASSOCIATES PVT.LTD.
ARCHITECTS ENGINEERS PLANNERS
39 HOUSING SOCIETY N.D.S.I.I NEW DELHI - 110049

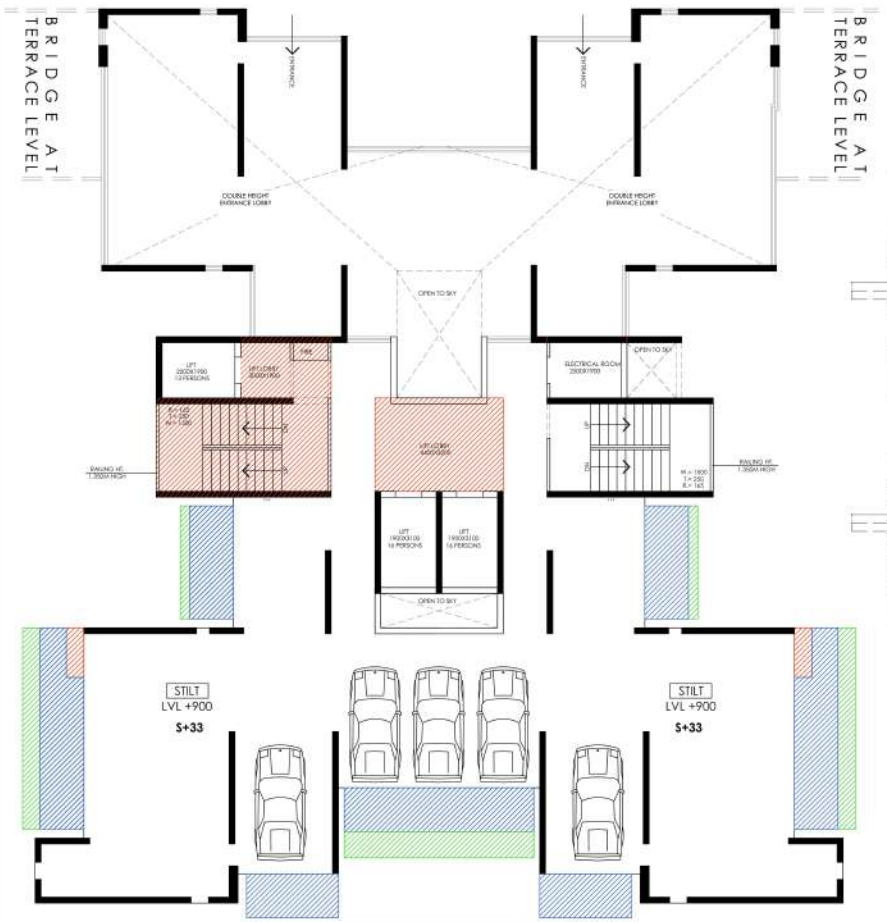

GRAND-3 - FIRST FLOOR PLAN

LAL SINGH Digitally signed by LAL SINGH Date: 2025.01.16 13:12:36 +05'30'

BRIDGE AT TERRACE LEVEL :

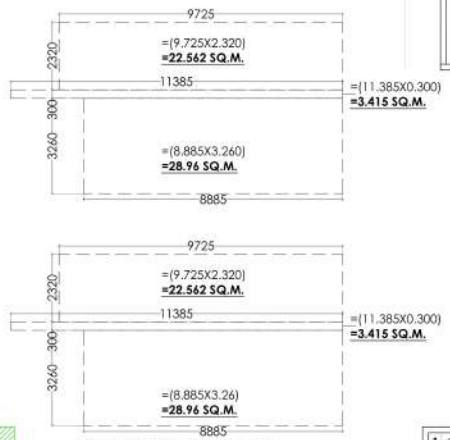

CONNECTION AT TERRACE LEVEL :-

=[(22.562)+(3.415)+(28.96)] X2

=109.874 SQ.M.

Sudheer Kumar Digitally signed by Sudheer Kumar Date: 2025.01.18 14:56:33 +05'30'

Amit Varma Digitally signed by Amit Varma Date: 2025.01.15 09:40:07 +05'30'

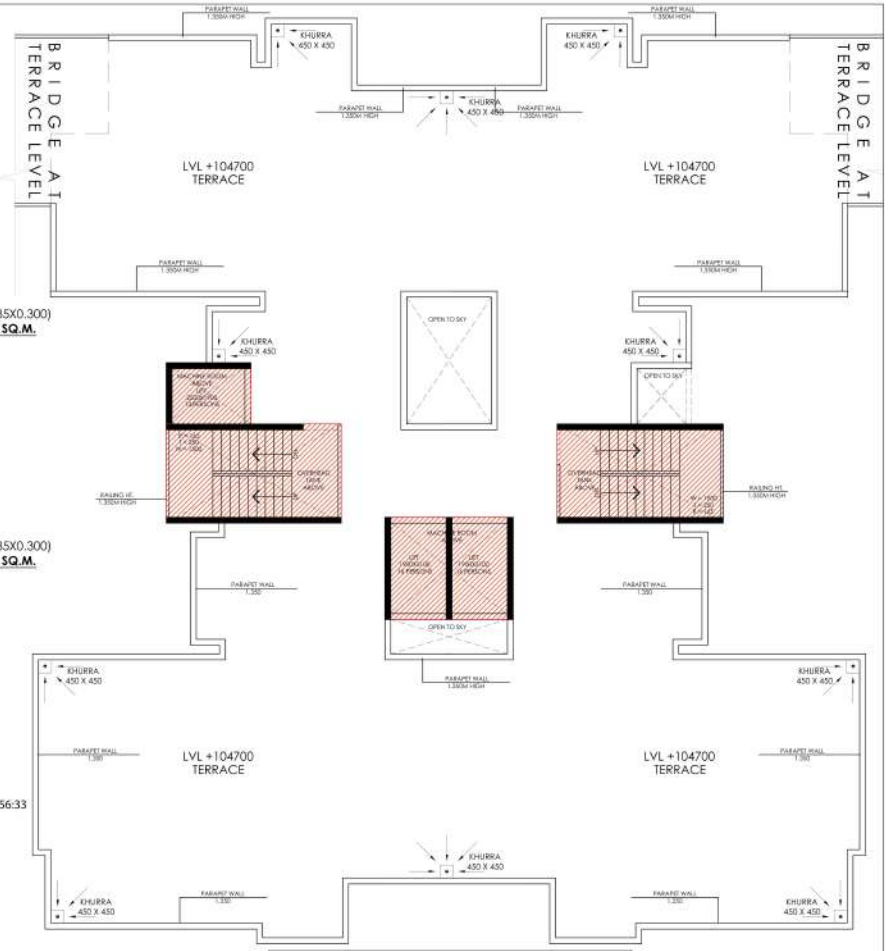

GRAND-3 - TERRACE FLOOR

DOUBLE HEIGHT ENTRANCE LOBBY DETAIL AT STILT FLOOR:-

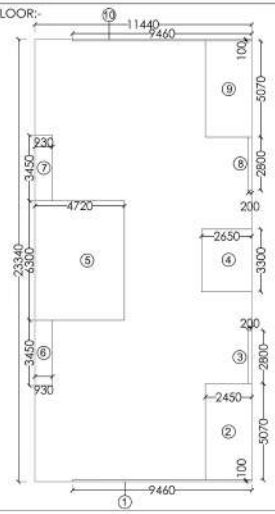

ENTRANCE LOBBY FAR AREA DETAIL					
	11.44	X	23.34	=	**267.010**
			TOTAL	=	**267.010**
	DEDUCTIONS				
S.NO.	DIMENSION (M)		DIMENSION (M)		TOTAL (SQ.M.)
1	9.460	X	0.100	=	0.946
2	2.450	X	5.070	=	12.422
3	0.200	X	2.800	=	0.560
4	2.650	X	3.300	=	8.745
5	4.720	X	6.300	=	29.736
6	0.930	X	3.450	=	3.209
7	0.930	X	3.450	=	3.209
8	0.200	X	2.800	=	0.560
9	2.450	X	5.070	=	12.422
10	9.460	X	0.100	=	0.946
	TOTAL DEDUCTIONS			=	**72.753**
	NET FAR AREA			=	**194.257**

F.A.R AREA DETAIL AT STILT FLOOR :

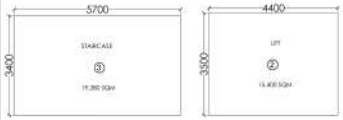

15% ADDITIONAL F.A.R. ON STILT FL.:

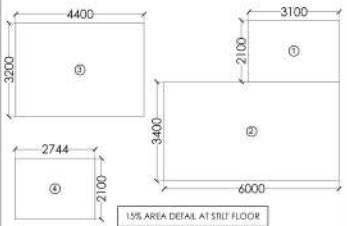

15% AREA DETAIL AT STILT FLOOR					
S.NO.	DIMENSION (M)		DIMENSION (M)		TOTAL (SQ.M.)
1	3.100	X	2.100	=	6.510
2	4.400	X	3.400	=	20.400
3	4.400	X	3.200	=	14.080
4	2.744	X	2.100	=	5.762
			TOTAL AREA	=	46.752M

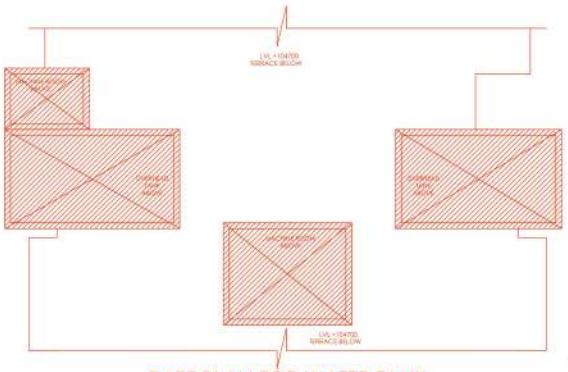

PART PLAN FOR WATER TANK

MUMTY AREA DIAGRAM
&
OVER HEAD TANK AREA DIAGRAM

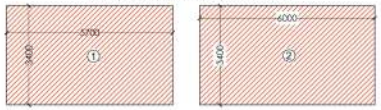

MUMTY & O.H.W. TANK DETAIL					
S.NO.	DIMENSION (M)		DIMENSION (M)		TOTAL (SQ.M.)
1	5.700	X	3.400	=	19.380
2	6.000	X	3.400	=	20.400
			TOTAL AREA	=	**39.780**

MACHINE ROOM AREA DIAGRAM

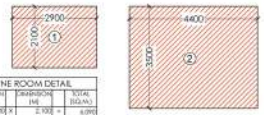

MACHINE ROOM DETAIL					
S.NO.	DIMENSION (M)		DIMENSION (M)		TOTAL (SQ.M.)
1	2.900	X	2.100	=	6.090
2	4.400	X	3.500	=	15.400
			TOTAL AREA	=	**21.490**

15% EXTRA FAR AR. DETAIL AT TERRACE FLOOR :-

= MUMTY + O.H.W.TANK + MACHINE ROOM AREA
=39.780 + 39.780 + 21.490
= **101.050 SQ.M.**

SIGNATURE AND SEAL OF ARCHITECT :

Pankaj Nath Andley Digitally signed by Pankaj Nath Andley Date: 2025.01.14 19:49:12 +05'30'

SIGNATURE AND SEAL OF OWNER :

RAKESH KUMAR Digitally signed by RAKESH KUMAR Date: 2025.01.14 20:18:46 +05'30'

Authorized Signatory

PROJECT :

GROUP HOUSING FOR
MORPHEUS DEVELOPERS PVT. LTD.
PLOT NO. GH-16A, SECTOR-1, GREATER NOIDA

REVISED SUBMISSION DRAWING

DWG. TITLE :
GRAND-3 : STILT FLOOR & TERRACE PLAN

SCALE: 1:200 | DWG. NO. :35

CLIENT : AMANSHI | DATE: 11/09/2024

ARCHITECTS :-

ANDLEYS ASSOCIATES PVT.LTD.
ARCHITECTS ENGINEERS PLANNERS
34 HOUSING SOCIETY NAZULA NOIDA-201301



FRONT ELEVATION

LEENU SAHGAL Digitally signed by LEENU SAHGAL Date: 2025.02.07 16:32:14 +05'30'



LEFT SIDE ELEVATION



SECTION "AA"

Sudheer Kumar Digitally signed by Sudheer Kumar Date: 2025.01.18 14:52:14 +05'30'

LAL SINGH Digitally signed by LAL SINGH Date: 2025.01.16 13:03:55 +05'30'

Amit Varma Digitally signed by Amit Varma Date: 2025.01.15 09:35:58 +05'30'

PROJECT:-

GROUP HOUSING PROJECT **NIRALA GRAND**
(FORMERLY KNOWN AS MORPHEUS PRATIKSHA)
DEVELOPED by **M/S SRK BUILDWELL PVT. LTD.** FOR M/S MORPHEUS DEVELOPERS PVT. LTD.
PLOT NO. GH-16A, SECTOR-1,GREATER NOIDA

SIGNATURE AND SEAL OF OWNER :

RAKESH KUMAR Digitally signed by RAKESH KUMAR Date: 2025.01.14 20:28:47 +05'30'

Authorised Signatory

SIGNATURE AND SEAL OF ARCHITECT :

Pankaj Nath Andley Digitally signed by Pankaj Nath Andley Date: 2025.01.14 19:41:14 +05'30'

REVISED SUBMISSION DRAWING

ORG. TITLE:-
FRONT ELEVATION, SIDE ELEVATION & SECTION "AA"
(GRAND-I)

SCALE:-1:200 | ORG. NO.:- 29

DLT.BY:-Mukesh | DATE-11/09/2024

ARCHITECTS:-

ANDLEYS ASSOCIATES PVT.LTD.
ARCHITECTS ENGINEERS PLANNERS
29 HOUSING SOCIETY N.D.S.I.I NEW DELHI - 110049

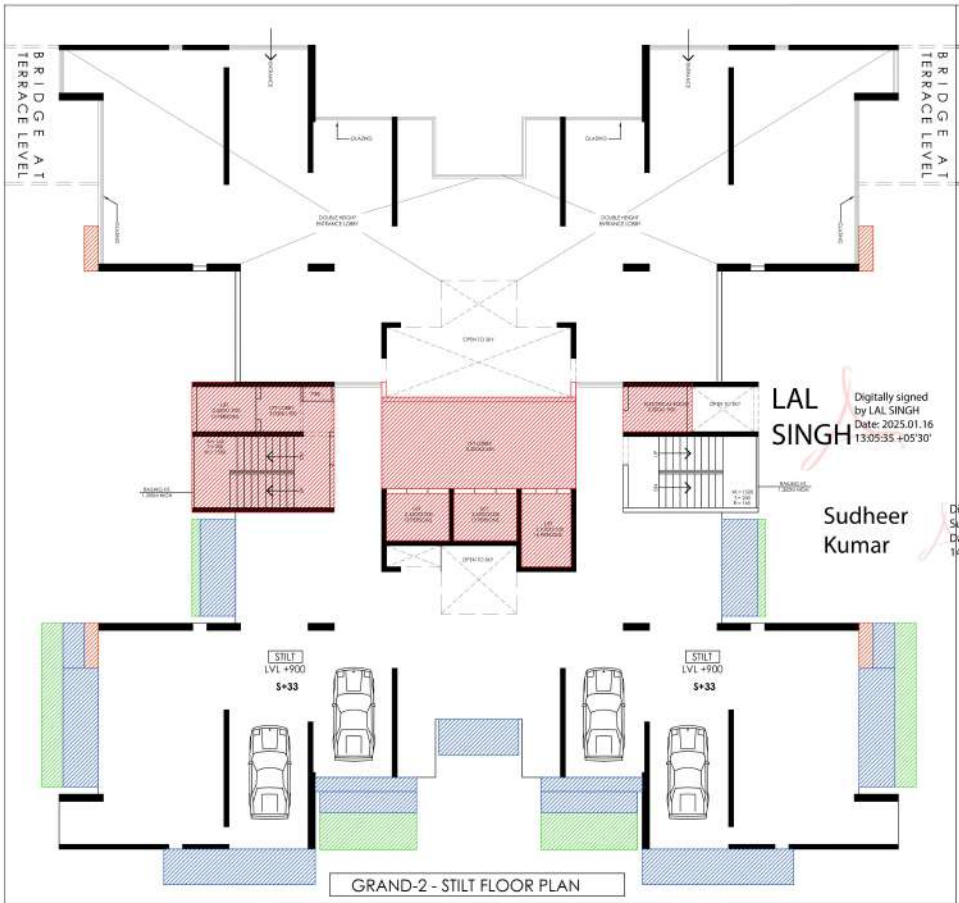

GRAND-2 - STILT FLOOR PLAN

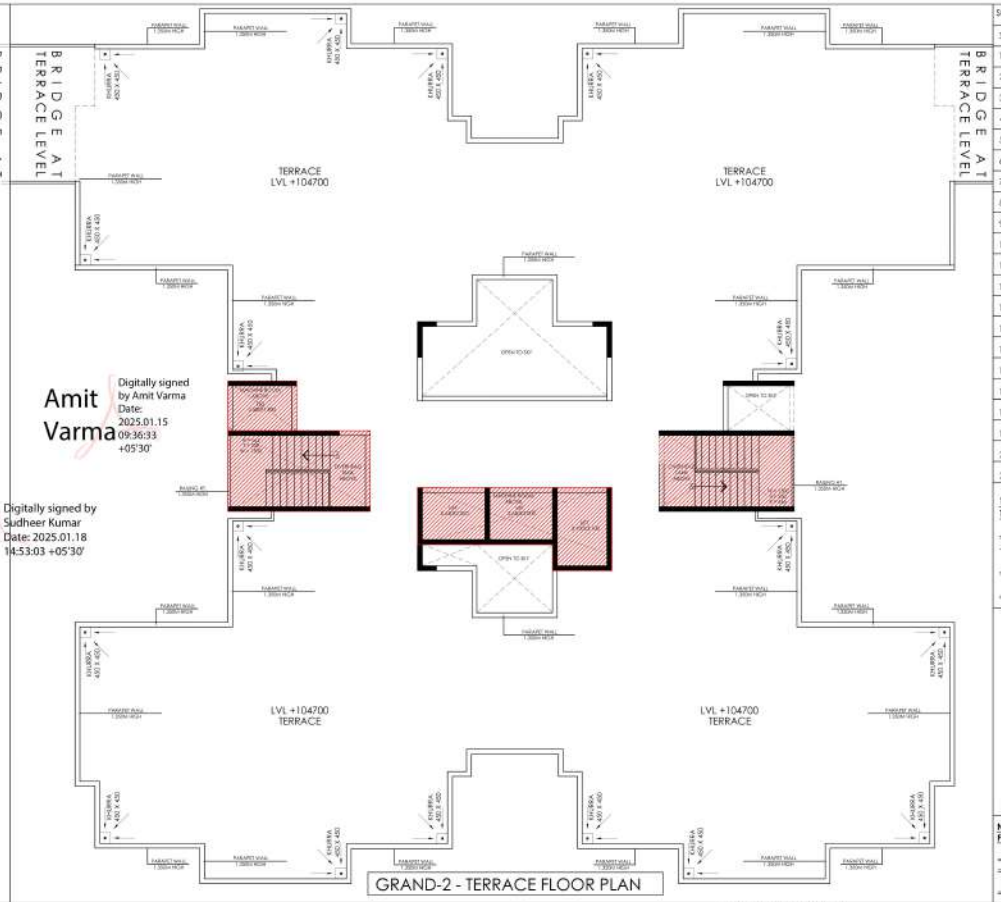

GRAND-2 - TERRACE FLOOR PLAN

SCHEDULE OF DOOR & WINDOWS

S.N.	TYPE	SIZE	CILL LVL.	LTL. LVL.
1.	D	750 X 2100	-	2100
2.	D1	900 X 2100	-	2100
3.	D2	1050 X 2100	-	2100
4.	D3	1500 X 2100	-	2100
5.	W	600 X 900	1200	2100
6.	W1	600 X 900	1200	2100
7.	W2	540 X 900	1200	2100
8.	W3	825 X 1200	900	2100
9.	W4	1225 X 1050	1050	2100
10.	W5	450 X 900	1200	2100
11.	DW1	1060 X 2100	-	2100
12.	DW2	1500 X 2100	-	2100
13.	DW3	1555 X 2100	-	2100
14.	DW4	1240 X 2100	-	2100
15.	DW5	2400 X 2100	-	2100
16.	DW6	1105 X 2100	-	2100
17.	DW7	1800 X 2100	-	2100
18.	DW8	1050 X 2100	-	2100
19.	DW9	1790 X 2100	-	2100
20.	DW10	2100 X 2100	-	2100
21.	DW11	2600 X 2100	-	2100

15% EXTRA FAR AR. DETAIL AT TERRACE FLOOR :-

= MUMTY + O.H.W.TANK
+ MACHINE ROOM AREA

=39.780 + 39.780 + 28.520

= **108.060 SQ.M.**

NON F.A.R. STILT AREA DETAIL FOR PARKING :-

=TYPE [4+5]X2
=[170.451X2]

=340.902 S.Q.M.

GR. COVERAGE AREA DETAIL AT STILT FLOOR :-

=(TYPE-4+5X4)+(CIRCULATION AR. AT TYPICAL FLOOR)+FIRE TOWER +LIFT LOBBY+SERVICE SHAFT +LIFT WELL+CUP BOARD(TYPE 4)X4+CONNECTION+REFUGE AREA

=(170.451X4)+(43.956)
+33.0+29.930+6.090+17.110+(1.940X4)
+104.681+(3.000X5.500)

=940.831 SQ.M.

DOUBLE HEIGHT ENTRANCE LOBBY DETAIL AT STILT FLOOR:-

ENTRANCE LOBBY FAR AREA DETAIL

	35.420 X	14.410	=	**510.402**
		TOTAL	=	**510.402**
	DEDUCTIONS			
S.NO.	DIMENSION (M)	DIMENSION (M)		TOTAL (SQ.M.)
1	11.610 X	0.200	=	2.322
2	7.800 X	2.500	=	19.500
3	3.200 X	2.480	=	7.936
4	3.660 X	2.440	=	8.930
5	13.800 X	3.000	=	41.814
6	1.660 X	7.210	=	11.969
7	7.445 X	4.680	=	34.843
8	7.445 X	4.680	=	34.843
9	1.660 X	7.210	=	11.969
10	11.610 X	0.200	=	2.322
	TOTAL DEDUCTIONS		=	**176.447**
	NET FAR AREA		=	**333.955**

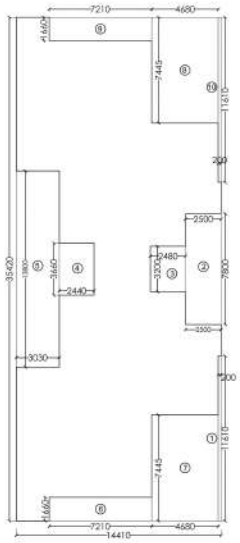

F.A.R AREA DETAIL AT STILT FLOOR :

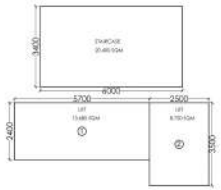

F.A.R AREA DETAIL AT STILT:-

=LIFT AREA+STAIRCASE +ENT. LOBBY:-
=(22.430)+(20.400)+(166.978X2)

=376.786 SQ.M.

15% ADDITIONAL F.A.R. ON STILT FL.:

S.NO.	DIMENSION (M)	DIMENSION (M)	TOTAL (SQ.M.)
1	8.200 X	3.650 =	29.930
2		TOTAL AREA =	**29.930**

S.NO.	DIMENSION (M)	DIMENSION (M)	TOTAL (SQ.M.)
1	2.900 X	2.100 =	6.090
2		TOTAL AREA =	**6.090**

S.NO.	DIMENSION (M)	DIMENSION (M)	TOTAL (SQ.M.)
1	6.000 X	5.500 =	33.000
2		TOTAL AREA =	**33.000**

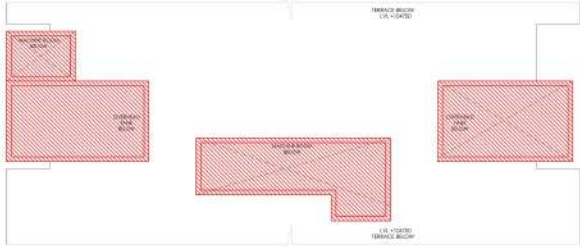

PART PLAN FOR WATER TANK

BRIDGE AT TERRACE LEVEL:

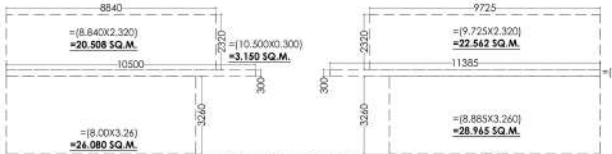

CONNECTION AT TERRACE LEVEL :-

=[20.508]+[3.150]+[26.080]+[22.562]
+[3.415]+[28.965]

=104.681 SQ.M.

MUMTY AREA DIAGRAM

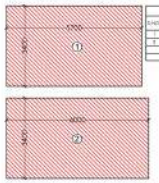

S.NO.	DIMENSION (M)	DIMENSION (M)	TOTAL (SQ.M.)
1	6.780 X	2.930 =	19.861
2	6.780 X	2.930 =	19.861
		TOTAL AREA =	**39.780**

OVER HEAD TANK AREA DIAGRAM

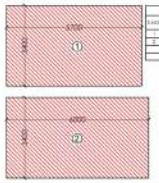

S.NO.	DIMENSION (M)	DIMENSION (M)	TOTAL (SQ.M.)
1	6.780 X	2.930 =	19.861
2	6.780 X	2.930 =	19.861
		TOTAL AREA =	**39.780**

MACHINE ROOM AREA DIAGRAM

S.NO.	DIMENSION (M)	DIMENSION (M)	TOTAL (SQ.M.)
1	2.900 X	2.100 =	6.090
2	5.700 X	2.400 =	13.680
3	5.700 X	1.500 =	8.550
		TOTAL AREA =	**28.520**

SIGNATURE AND SEAL OF ARCHITECT :

Pankaj Nath Andley
Digitally signed by Pankaj Nath Andley
Date: 2025.01.14 19:41:59 +05'30'

SIGNATURE AND SEAL OF OWNER :

RAKESH KUMAR
Digitally signed by RAKESH KUMAR
Date: 2025.01.14 20:20:26 +05'30'

Authorised Signatory

PROJECT :-

GROUP HOUSING PROJECT **NIRALA GRAND (FORMERLY KNOWN AS MORPHEUS PEARLSHA)**
DEVELOPED by **M/S SIRI BUILDWELL PVT. LTD.** FOR M/S MORPHEUS DEVELOPERS PVT. LTD.
PLOT NO. GH-16A SECTOR-1, GREATER NOIDA

REVISED SUBMISSION DRAWING

DWG. TITLE :

GRAND-2 : STILT FLOOR PLAN

SCALE : 1:200 | DWG. NO. : 30

DATE : 11/09/2024

ARCHITECTS :-

ANDLEYS ASSOCIATES PVT.LTD.
ARCHITECTS ENGINEERS PLANNERS
SP - HOUSING IDOOTP MODULE-1 NOW DELHI - 110049

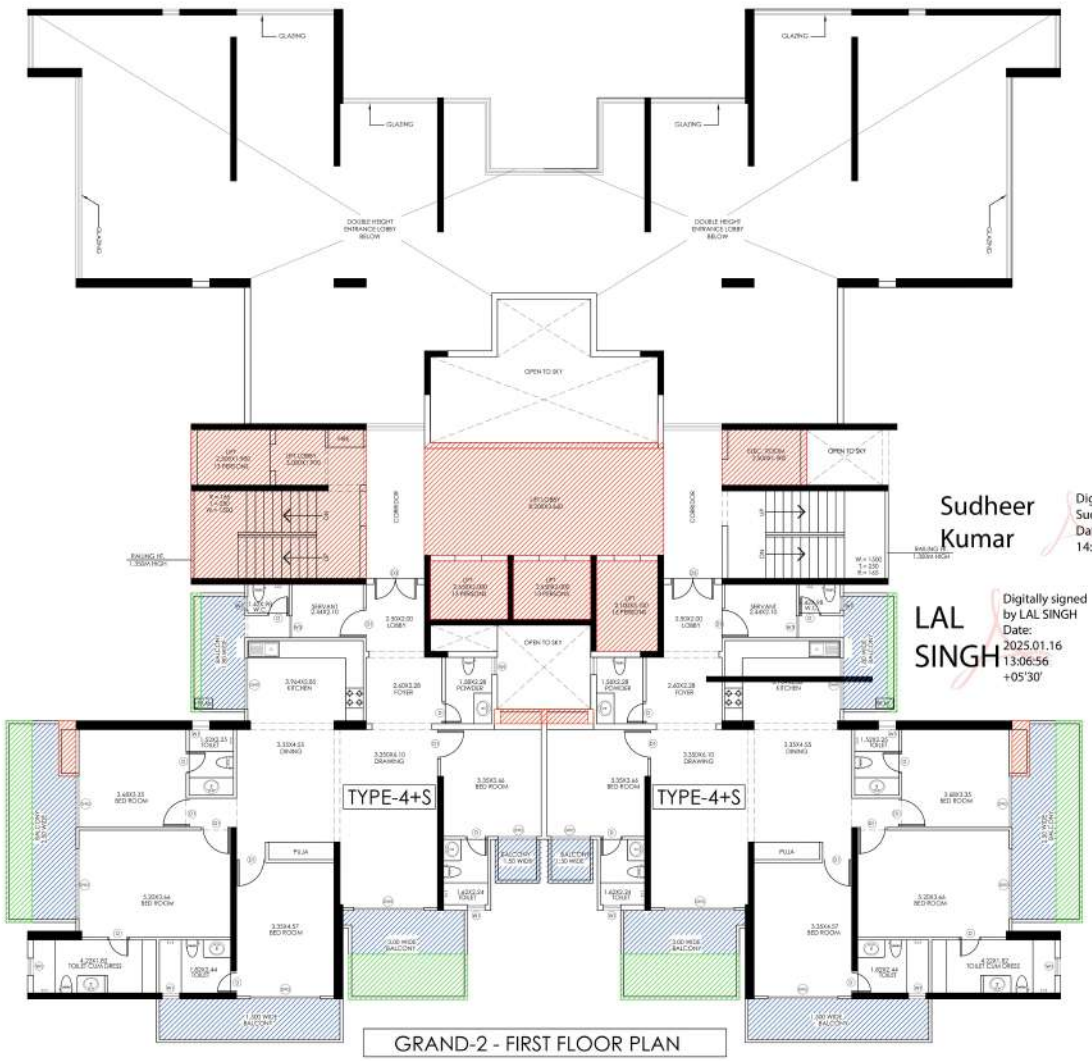

GRAND-2 - FIRST FLOOR PLAN

Sudheer Kumar
Digitally signed by Sudheer Kumar Date: 2025.01.18 14:53:42 +05'30'

LAL SINGH
Digitally signed by LAL SINGH Date: 2025.01.16 13:06:56 +05'30'

Amit Varma
Digitally signed by Amit Varma Date: 2025.01.15 09:37:11 +05'30'

CIRCULATION AREA ON TYPICAL FLOOR:

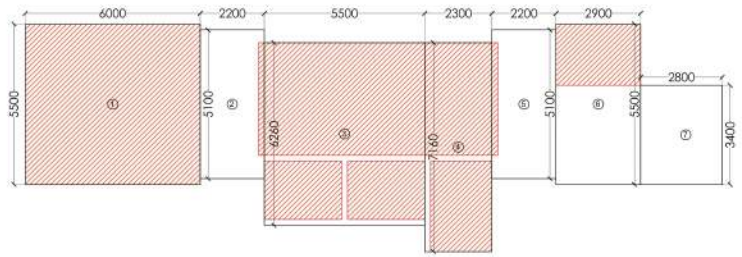

CIRCULATION AREA DETAIL					
1	6.000	X	5.500	=	33.000
2	2.200	X	5.100	=	11.220
3	5.500	X	6.260	=	34.430
4	2.300	X	7.160	=	16.468
5	2.200	X	5.100	=	11.220
6	2.900	X	5.500	=	15.950
7	2.800	X	3.400	=	9.520
			TOTAL AREA	=	131.808

COVERED AREA OF CIRCULATION AT ONE FLOOR:-

=TOTAL CIRCULATION AREA -[A+B+C+D]

=131.808-[33.000+31.652+6.090+17.110]
=131.808-(87.852)

=43.956 SQM

15% ADDITIONAL F.A.R. ON TYPICAL FLOOR:

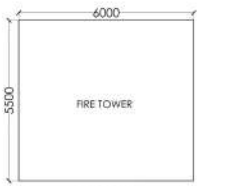

FIRE TOWER					
S.NO.	DIMENSION (M)		DIMENSION (M)		TOTAL (SQ.M.)
1	6.000	X	5.500	=	33.000
A			TOTAL AREA	=	**33.000**

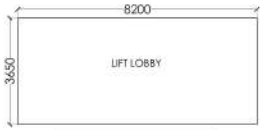

LIFT LOBBY AREA DETAIL					
S.NO.	DIMENSION (M)		DIMENSION (M)		TOTAL (SQ.M.)
1	8.200	X	3.650	=	29.930
B			TOTAL AREA	=	**29.930**

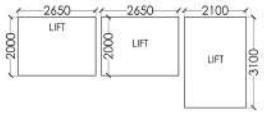

LIFT WELL AREA DETAIL					
S.NO.	DIMENSION (M)		DIMENSION (M)		TOTAL (SQ.M.)
1	2.650	X	2.000	=	5.300
2	2.650	X	2.000	=	5.300
3	2.100	X	3.100	=	6.510
C			TOTAL AREA	=	17.110

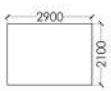

SERVICE AREA DETAIL					
S.NO.	DIMENSION (M)		DIMENSION (M)		TOTAL (SQ.M.)
1	2.900	X	2.100	=	6.090
D			TOTAL AREA	=	**6.090**

F.A.R AREA DETAIL AT STILT:-

=LIFT AREA+STAIRCASE +ENT. LOBBY:-
=(22.430)+(20.400)+(333.956)

=376.786 SQ.M.

F.A.R. AREA DETAIL AT FIRST FLOOR:-

=(TYPE-4+SX2)+(CIRCULATION AR. AT TYPICAL FLOOR) :-
=(170.451X2)+(43.956)

= **384.858 SQ.M.**

F.A.R. AREA DETAIL AT TYPICAL FLOOR

=(TYPE-4+SX4)+(CIRCULATION AR. AT TYPICAL FLOOR) :-
=(170.451X4)+(43.956)

= **725.760 SQ.M.**

15% EXTRA FAR AREA DET. ON STILT FLOOR :-

=FIRE TOWER + LIFT LOBBY+SERVICE SHAFT:-

=33.000 + 29.930 + 6.090
=69.020 SQ.M.

15% EXTRA FAR AR. DETAIL ON FIRST FLOOR :-

= FIRE TOWER +LIFT LOBBY+SERVICE SHAFT
+LIFT WELL+CUP BOARD(TYPE 4)X2:-

=33.0+29.930+6.090+17.110+(1.940X2)

=90.010 SQ.M.

15% EXTRA FAR AR. DETAIL ON TYPICAL FLOOR :-

= FIRE TOWER +LIFT LOBBY+SERVICE SHAFT
+LIFT WELL+CUP BOARD(TYPE 4)X4

=33.0+29.930+6.090+17.110+(1.940X4)

=93.890 SQ.M.

15% EXTRA FAR AR. DETAIL ON 18TH & 27TH FLOOR :-

=FIRE TOWER +LIFT LOBBY+SERVICE SHAFT
+LIFT WELL+CUP BOARD(TYPE 4)X4+ REFUGE AREA

=33.0+29.930+6.090+17.110+(1.94X4)+(3.000X5.500)

=110.39 SQ.M.

15% EXTRA FAR AREA DETAIL ON ALL FL. OF GRAND-2:-

=STILT FLOOR +1ST FLOOR+18TH &27TH FLOOR +2ND TO 33TH FLOOR +TERRACE FLOOR

=3442.056 SQ.M.

SCHEDULE OF DOOR & WINDOWS

SN.	TYPE	SIZE	CILL LVL.	LTL. LVL.
1.	D	750 X 2100	-	2100
2.	D1	900 X 2100	-	2100
3.	D2	1050 X 2100	-	2100
4.	D3	1500 X 2100	-	2100
5.	W	600 X 900	1200	2100
6.	W1	600 X 900	1200	2100
7.	W2	540 X 900	1200	2100
8.	W3	825 X 1200	900	2100
9.	W4	1225 X 1050	1050	2100
10.	W5	450 X 900	1200	2100
11.	DW1	1060 X 2100	-	2100
12.	DW2	1500 X 2100	-	2100
13.	DW3	1555 X 2100	-	2100
14.	DW4	1240 X 2100	-	2100
15.	DW5	2400 X 2100	-	2100
16.	DW6	1105 X 2100	-	2100
17.	DW7	1800 X 2100	-	2100
18.	DW8	1050 X 2100	-	2100
19.	DW9	1790 X 2100	-	2100
20.	DW10	2100 X 2100	-	2100
21.	DW11	2600 X 2100	-	2100

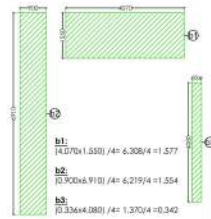

b1:
(4.070x1.550) /4= 6.308/4 =1.577

b2:
(2.900x6.910) /4= 6.219/4 =1.554

b3:
(3.336x4.080) /4= 1.370/4 =0.342

TYPE 4+S FAR AREA DETAIL					
	17.710	X	14.410	=	**255.201**
b1			as/figure	=	1.5770
b2			as/figure	=	1.5540
b3			as/figure	=	0.3420
			TOTAL	=	**258.674**
	DEDUCTIONS				
S.NO.	DIMENSION (M)		DIMENSION (M)		TOTAL (SQ.M.)
1	11.610	X	0.200	=	2.322
2	2.300	X	2.500	=	5.750
3	1.600	X	4.980	=	7.968
4	1.830	X	2.440	=	4.465
5	7.443	X	4.680	=	34.843
6	6.900	X	3.030	=	20.907
7	1.660	X	7.210	=	11.969
			TOTAL DEDUCTIONS	=	**88.223**
			NET FAR AREA	=	**170.451**

SIGNATURE AND SEAL OF ARCHITECT :

Pankaj Nath Andley
Digitally signed by Pankaj Nath Andley Date: 2025.01.14 19:42:38 +05'30'

SIGNATURE AND SEAL OF OWNER :

RAKESH KUMAR
Digitally signed by RAKESH KUMAR Date: 2025.01.14 20:28:13 +05'30'
Authorised Signatory

PROJECT :-

GROUP HOUSING PROJECT **NIRALA GRAND (FORMERLY KNOWN AS MORPHEUS PRATIKSHA)** DEVELOPED by **M/S SRK BUILDWELL PVT. LTD.** FOR M/S MORPHEUS DEVELOPERS PVT. LTD.
PLOT NO. GH-16A, SECTOR-1, GREATER NOIDA

REVISED SUBMISSION DRAWING

DWG. TITLE : GRAND-2 : FIRST FLOOR PLAN

SCALE : 1:200 | DWG. NO. : 23

CLT.BY : Mukesh | DATE : 11/09/2024

ARCHITECTS :-

ANDLEYS ASSOCIATES PVT.LTD.
ARCHITECTS ENGINEERS PLANNERS
34 HOUSING SOCIETY NOIDA-1 NOIDA-201301

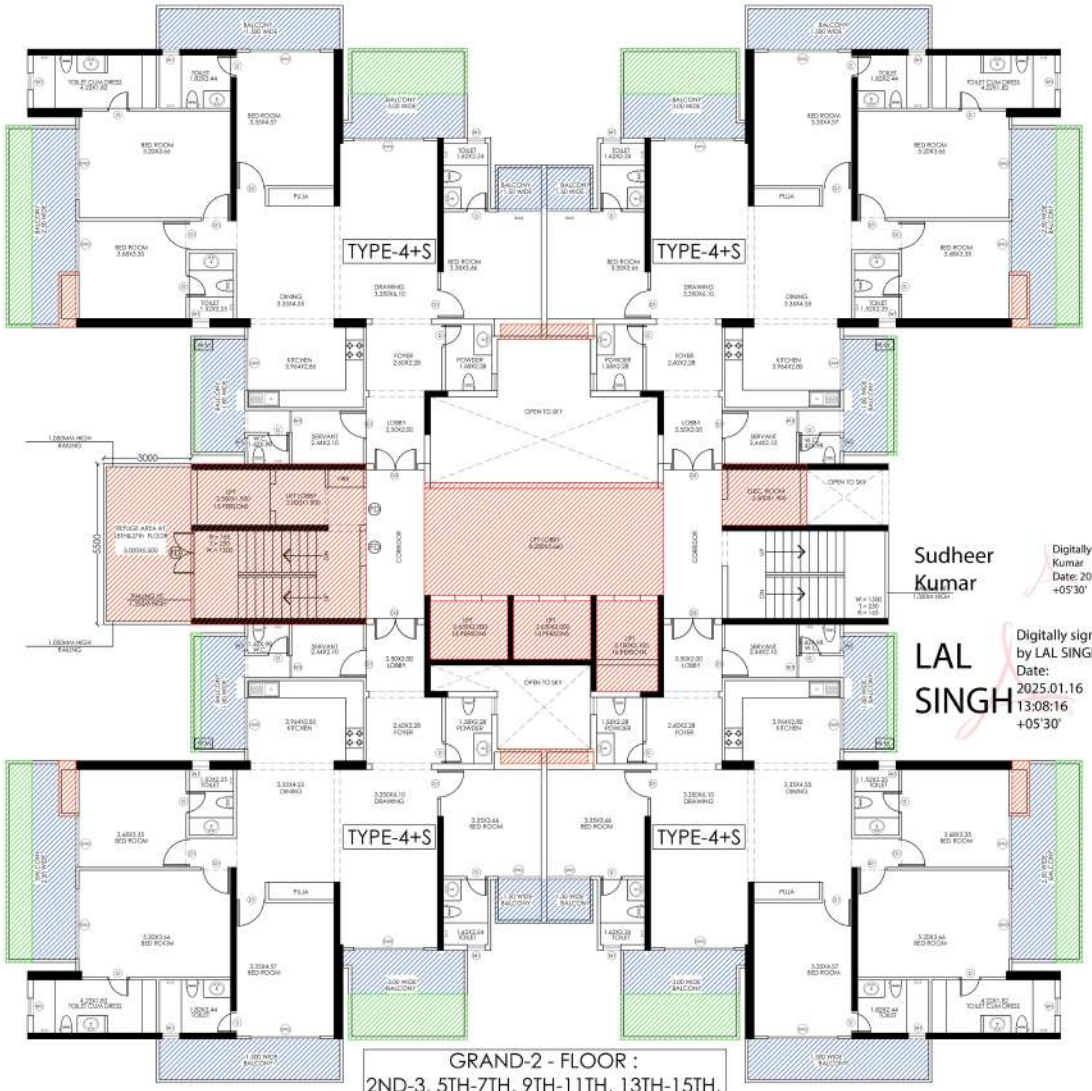

Sudheer Kumar
Digitally signed by Sudheer Kumar
Date: 2025.01.18 14:54:22 +05'30'

LAL SINGH
Digitally signed by LAL SINGH
Date: 2025.01.16 13:08:16 +05'30'

Amit Varma
Digitally signed by Amit Varma
Date: 2025.01.15 09:37:43 +05'30'

GRAND-2 - FLOOR :
2ND-3, 5TH-7TH, 9TH-11TH, 13TH-15TH, 17TH-19TH, 21ST-23RD, 25TH-27TH, 29TH-31ST &33RD

15% ADDITIONAL F.A.R. ON TYPICAL FLOOR:

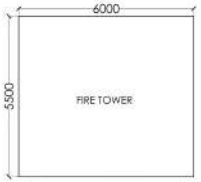

FIRE TOWER					
S.NO.	DIMENSION (M)		DIMENSION (M)		TOTAL (SQ.M.)
1	6.000	X	5.500	=	33.000
A			TOTAL AREA	=	33.000

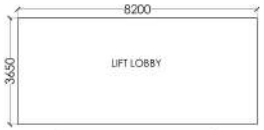

LIFT LOBBY AREA DETAIL					
S.NO.	DIMENSION (M)		DIMENSION (M)		TOTAL (SQ.M.)
1	8.200	X	3.650	=	29.930
B			TOTAL AREA	=	29.930

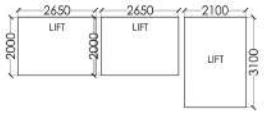

LIFT WELL AREA DETAIL					
S.NO.	DIMENSION (M)		DIMENSION (M)		TOTAL (SQ.M.)
1	2.650	X	2.050	=	5.383
2	2.650	X	2.050	=	5.383
3	2.100	X	3.100	=	6.510
C			TOTAL AREA	=	17.1100

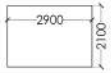

SERVICE AREA DETAIL					
S.NO.	DIMENSION (M)		DIMENSION (M)		TOTAL (SQ.M.)
1	2.900	X	2.100	=	6.090
D			TOTAL AREA	=	6.090

F.A.R AREA DETAIL AT STILT:-

=LIFT AREA+STAIRCASE +ENT. LOBBY:-
=(22.430)+(20.400)+(333.956)

=376.786 SQ.M.

F.A.R. AREA DETAIL AT FIRST FLOOR:-

=(TYPE-4+SX2)+(CIRCULATION AR. AT TYPICAL FLOOR) :-
=(170.451X2)+(43.956)

= **384.858 SQ.M.**

F.A.R. AREA DETAIL AT TYPICAL FLOOR

=(TYPE-4+SX4)+(CIRCULATION AR. AT TYPICAL FLOOR) :-
=(170.451X4)+(43.956)

= **725.760 SQ.M.**

15% EXTRA FAR AREA DET. ON STILT FLOOR :-

=FIRE TOWER + LIFT LOBBY+SERVICE SHAFT:-

=33.000 + 29.930 + 6.090
=69.020 SQ.M.

15% EXTRA FAR AR. DETAIL ON FIRST FLOOR :-

= FIRE TOWER +LIFT LOBBY+SERVICE SHAFT
+LIFT WELL+CUP BOARD(TYPE 4)X2:-

=33.0+29.930+6.090+17.110+(1.940X2)

=90.010 SQ.M.

15% EXTRA FAR AR. DETAIL ON TYPICAL FLOOR :-

= FIRE TOWER +LIFT LOBBY+SERVICE SHAFT
+LIFT WELL+CUP BOARD(TYPE 4)X4

=33.0+29.930+6.090+17.110+(1.940X4)

=93.890 SQ.M.

15% EXTRA FAR AR. DETAIL ON 18TH & 27TH FLOOR :-

=FIRE TOWER +LIFT LOBBY+SERVICE SHAFT
+LIFT WELL+CUP BOARD(TYPE 4)X4+ REFUGE AREA

=33.0+29.930+6.090+17.110+(1.94X4)+(3.000X5.500)

=110.39 SQ.M.

15% EXTRA FAR AREA DETAIL ON ALL FL. OF GRAND-2:-

=STILT FLOOR +1ST FLOOR+18TH &27TH FLOOR +2ND TO 33TH FLOOR +TERRACE FLOOR

=3442.056 SQ.M.

REFUGE AREA DETAIL AT 18TH & 27TH FLOOR:-

=(3.000X5.500)

=16.500 SQ.M.

SCHEDULE OF DOOR & WINDOWS

SN.	TYPE	SIZE	CILL LVL	LTL LVL
1.	D	750 X 2100	-	2100
2.	D1	900 X 2100	-	2100
3.	D2	1050 X 2100	-	2100
4.	D3	1500 X 2100	-	2100
5.	W	600 X 900	1200	2100
6.	W1	600 X 900	1200	2100
7.	W2	540 X 900	1200	2100
8.	W3	825 X 1200	900	2100
9.	W4	1225 X 1050	1050	2100
10.	W5	450 X 900	1200	2100
11.	DW1	1060 X 2100	-	2100
12.	DW2	1500 X 2100	-	2100
13.	DW3	1555 X 2100	-	2100
14.	DW4	1240 X 2100	-	2100
15.	DW5	2400 X 2100	-	2100
16.	DW6	1105 X 2100	-	2100
17.	DW7	1800 X 2100	-	2100
18.	DW8	1050 X 2100	-	2100
19.	DW9	1790 X 2100	-	2100
20.	DW10	2100 X 2100	-	2100
21.	DW11	2600 X 2100	-	2100

CIRCULATION AREA ON TYPICAL FLOOR:

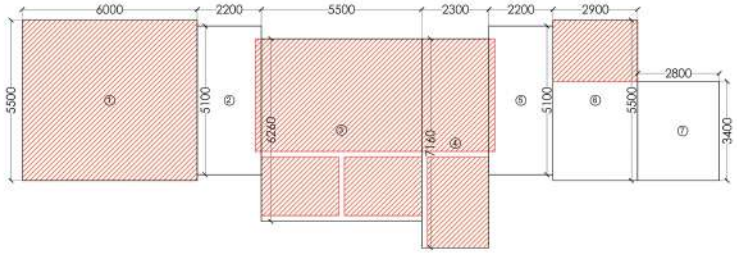

CIRCULATION AREA DETAIL					
1	6.000	X	5.500	=	33.000
2	2.300	X	5.000	=	11.500
3	5.500	X	6.260	=	34.430
4	2.300	X	7.160	=	16.468
5	2.200	X	5.100	=	11.220
6	2.900	X	5.500	=	15.950
7	2.800	X	3.400	=	9.520
			TOTAL AREA	=	131.808

COVERED AREA OF CIRCULATION AT ONE FLOOR:-

=TOTAL CIRCULATION AREA -
(A+B+C+D)

=131.808-(33.000+31.652+6.090+17.110)
=131.808-(87.852)

=43.956 SQM

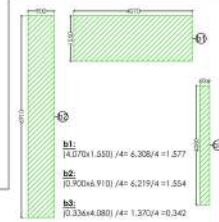

TYPE 4+S FAR AREA DETAIL					
	17.710	X	14.410	=	**255.201**
b1			as/figure	=	1.5770
b2			as/figure	=	1.5540
b3			as/figure	=	0.3420
			TOTAL	=	**258.674**
DEDUCTIONS					
S.NO.	DIMENSION (M)		DIMENSION (M)		TOTAL (SQ.M.)
1	11.610	X	0.200	=	2.322
2	2.300	X	2.500	=	5.750
3	1.600	X	4.980	=	7.968
4	1.830	X	2.440	=	4.465
5	7.443	X	4.680	=	34.843
6	6.900	X	3.030	=	20.907
7	1.660	X	7.210	=	11.969
			TOTAL DEDUCTIONS	=	**88.223**
			NET FAR AREA	=	**170.451**

SIGNATURE AND SEAL OF ARCHITECT :

Pankaj Nath Andley
Digitally signed by Pankaj Nath Andley
Date: 2025.01.14 19:47:06 +05'30'

SIGNATURE AND SEAL OF OWNER :

RAKESH KUMAR
Digitally signed by RAKESH KUMAR
Date: 2025.01.14 20:19:56 +05'30'
Authorised Signatory

PROJECT :-

GROUP HOUSING PROJECT **NIRALA GRAND (FORMERLY KNOWN AS MORPHEUS PRATIKSHA)** DEVELOPED by **M/S SRK BUILDWELL PVT. LTD.** FOR M/S MORPHEUS DEVELOPERS PVT. LTD.
PLOT NO. GH-16A, SECTOR-1, GREATER NOIDA

REVISED SUBMISSION DRAWING

DRG. TITLE :- GRAND-2 : TYPICAL FLOOR PLAN

SCALE : 1:200 | DWG. NO. : 32
CLT.BY : Mukesh | DATE : 11/09/2024

ARCHITECTS :-

ANDLEYS ASSOCIATES PVT.LTD.
ARCHITECTS ENGINEERS PLANNERS
SP HOUSING IDOOTP NOIDA-1 ROHTAK - 1 GRAM

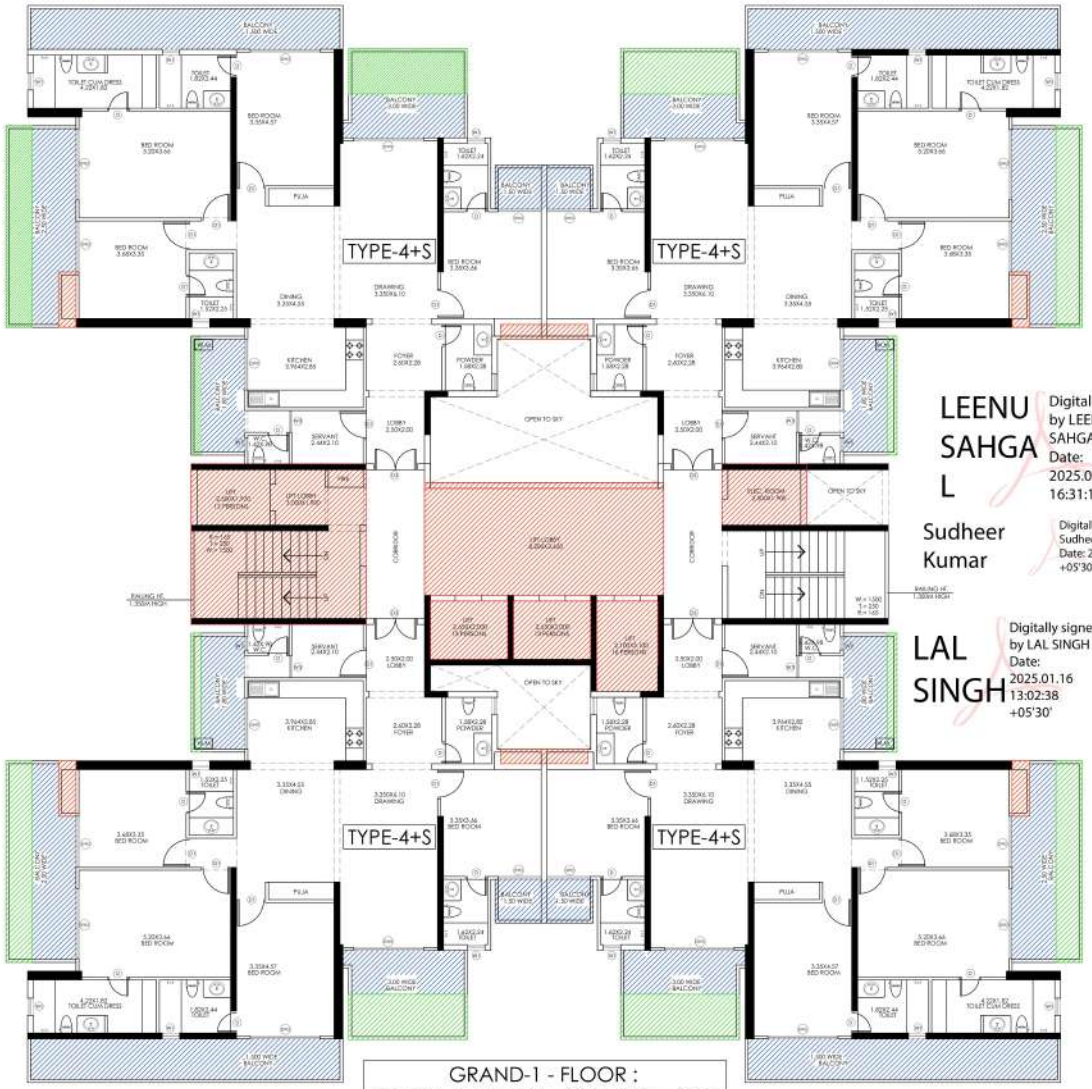

GRAND-1 - FLOOR :
4TH, 8TH, 12TH, 16TH, 20TH, 24TH, 28TH & 32ND

LEENU SAHGAL — Digitally signed by LEENU SAHGAL Date: 2025.02.07 16:31:13 +05'30'

Sudheer Kumar — Digitally signed by Sudheer Kumar Date: 2025.01.18 14:51:33 +05'30'

LAL SINGH — Digitally signed by LAL SINGH Date: 2025.01.16 13:02:38 +05'30'

Amit Varma — Digitally signed by Amit Varma Date: 2025.01.15 09:35:25 +05'30'

15% ADDITIONAL F.A.R. ON TYPICAL FLOOR:

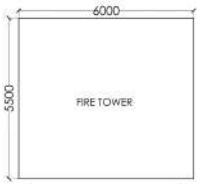

FIRE TOWER					
S.NO.	DIMENSION (M)		DIMENSION (M)		TOTAL (SQ.M.)
1	6.000	X	5.500	=	33.000
A			TOTAL AREA	=	33.000

LIFT LOBBY AREA DETAIL					
S.NO.	DIMENSION (M)		DIMENSION (M)		TOTAL (SQ.M.)
1	8.200	X	3.650	=	29.930
B			TOTAL AREA	=	29.930

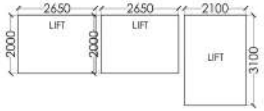

LIFT WELL AREA DETAIL					
S.NO.	DIMENSION (M)		DIMENSION (M)		TOTAL (SQ.M.)
1	2.650	X	2.050	=	5.300
2	2.650	X	2.050	=	5.300
3	2.100	X	3.100	=	6.510
C			TOTAL AREA	=	17.110

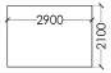

SERVICE AREA DETAIL					
S.NO.	DIMENSION (M)		DIMENSION (M)		TOTAL (SQ.M.)
1	2.900	X	2.100	=	6.090
D			TOTAL AREA	=	6.090

F.A.R AREA DETAIL AT STILT:-

=LIFT AREA+STAIRCASE +ENT. LOBBY:-
=(22.430)+(20.400)+(166.978X2)

=376.786 SQ.M.

F.A.R. AREA DETAIL AT FIRST FLOOR:-

=(TYPE-4+SX2)+(CIRCULATION AR. AT TYPICAL FLOOR) :-
=(170.451X2)+(43.956)

= **384.858 SQ.M.**

F.A.R. AREA DETAIL AT TYPICAL FLOOR

=(TYPE-4+SX4)+(CIRCULATION AR. AT TYPICAL FLOOR) :-
=(170.451X4)+(43.956)

= **725.760 SQ.M.**

15% EXTRA FAR AREA DET. ON STILT FLOOR :-

= FIRE TOWER+LIFT LOBBY+SERVICE SH.+CONNECTION:-

= 33.000 + 29.930 + 6.090
=69.020 SQ.M.

15% EXTRA FAR AR. DETAIL ON FIRST FLOOR :-

= FIRE TOWER +LIFT LOBBY+SERVICE SHAFT
+LIFT WELL+CUP BOARD(TYPE 4)X2:-

=33.0+29.930+6.090+17.110+(1.940X2)

= **90.010 SQ.M.**

15% EXTRA FAR AR. DETAIL ON TYPICAL FLOOR :-

= FIRE TOWER +LIFT LOBBY+SERVICE SHAFT
+LIFT WELL+CUP BOARD(TYPE 4)X4

=33.0+29.930+6.090+17.110+(1.940X4)

=93.890 SQ.M.

15% EXTRA FAR AR. DETAIL ON 18TH & 27TH FLOOR :-

=FIRE TOWER +LIFT LOBBY+SERVICE SHAFT
+LIFT WELL+CUP BOARD(TYPE 4)X4+ REFUGE AREA

=33.0+29.930+6.090+17.110+(1.94X4)+(3.000X5.500)

=110.39 SQ.M.

15% EXTRA FAR AREA DETAIL ON ALL FL. OF GRAND-1:-

=STILT FLOOR +1ST FLOOR+18TH &27TH FLOOR +2ND TO 33TH FLOOR +TERRACE FLOOR

=3383.510 SQ.M.

SCHEDULE OF DOOR & WINDOWS

SN.	TYPE	SIZE	CILL LVL.	LTL. LVL.
1.	D	750 X 2100	-	2100
2.	D1	900 X 2100	-	2100
3.	D2	1050 X 2100	-	2100
4.	D3	1500 X 2100	-	2100
5.	W	600 X 900	1200	2100
6.	W1	600 X 900	1200	2100
7.	W2	540 X 900	1200	2100
8.	W3	825 X 1200	900	2100
9.	W4	1225 X 1050	1050	2100
10.	W5	450 X 900	1200	2100
11.	DW1	1060 X 2100	-	2100
12.	DW2	1500 X 2100	-	2100
13.	DW3	1555 X 2100	-	2100
14.	DW4	1240 X 2100	-	2100
15.	DW5	2400 X 2100	-	2100
16.	DW6	1105 X 2100	-	2100
17.	DW7	1800 X 2100	-	2100
18.	DW8	1050 X 2100	-	2100
19.	DW9	1790 X 2100	-	2100
20.	DW10	2100 X 2100	-	2100
21.	DW11	2600 X 2100	-	2100

CIRCULATION AREA ON TYPICAL FLOOR:

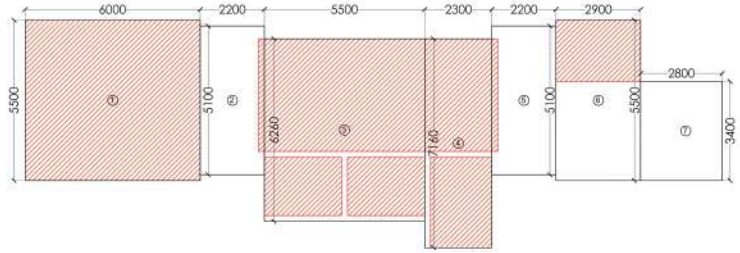

CIRCULATION AREA DETAIL					
1	6.000	X	5.500	=	33.000
2	2.300	X	5.100	=	11.730
3	5.500	X	6.260	=	34.430
4	2.300	X	7.160	=	16.468
5	2.200	X	5.100	=	11.220
6	2.900	X	5.500	=	15.950
7	2.800	X	3.400	=	9.520
			TOTAL AREA	=	131.808

COVERED AREA OF CIRCULATION AT ONE FLOOR:-

=TOTAL CIRCULATION AREA -
(A+B+C+D)

=131.808-(33.000+31.652+6.090+17.110)
=131.808-(87.852)

=43.956 SQM

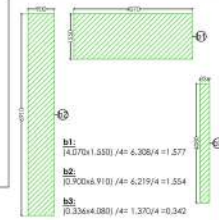

b1:
(4.070x1.550) /4= 6.308/4 =1.577

b2:
(0.900x6.910) /4= 6.219/4 =1.554

b3:
(0.336x4.080) /4= 1.370/4 =0.342

TYPE 4+S FAR AREA DETAIL					
	17.710	X	14.410	=	**255.201**
b1			as/figure	=	1.5770
b2			as/figure	=	1.5540
b3			as/figure	=	0.3420
			TOTAL	=	**258.674**
	DEDUCTIONS				
S.NO.	DIMENSION (M)		DIMENSION (M)		TOTAL (SQ.M.)
1	11.610	X	0.200	=	2.322
2	2.300	X	2.500	=	5.750
3	1.600	X	4.980	=	7.968
4	1.830	X	2.440	=	4.465
5	7.443	X	4.680	=	34.843
6	6.900	X	3.030	=	20.907
7	1.660	X	7.210	=	11.969
			TOTAL DEDUCTIONS	=	**88.223**
			NET FAR AREA	=	**170.451**

SIGNATURE AND SEAL OF ARCHITECT :

Pankaj Nath Andley — Digitally signed by Pankaj Nath Andley Date: 2025.01.14 19:38:42 +05'30'

SIGNATURE AND SEAL OF OWNER :

RAKESH KUMAR — Digitally signed by RAKESH KUMAR Date: 2025.01.14 20:29:08 +05'30'

Authorised Signatory

PROJECT :-

GROUP HOUSING PROJECT **NIRALA GRAND (FORMERLY KNOWN AS MORPHEUS PRATIKSHA)** DEVELOPED by **M/S SRK BUILDWELL PVT. LTD.** FOR M/S MORPHEUS DEVELOPERS PVT. LTD.
PLOT NO. GH-16A, SECTOR-1, GREATER NOIDA

REVISED SUBMISSION DRAWING

DWG. TITLE :
4TH, 8TH, 12TH, 16TH, 20TH, 24TH, 28TH & 32ND

SCALE: 1:200 | DWG. NO. : 28

CLIENT : RAKESH | DATE: 11/09/2024

ARCHITECTS :-

ANDLEYS ASSOCIATES PVT.LTD.
ARCHITECTS ENGINEERS PLANNERS
24 HOUSING SOCIETY NOIDA-1 NOIDA-201301

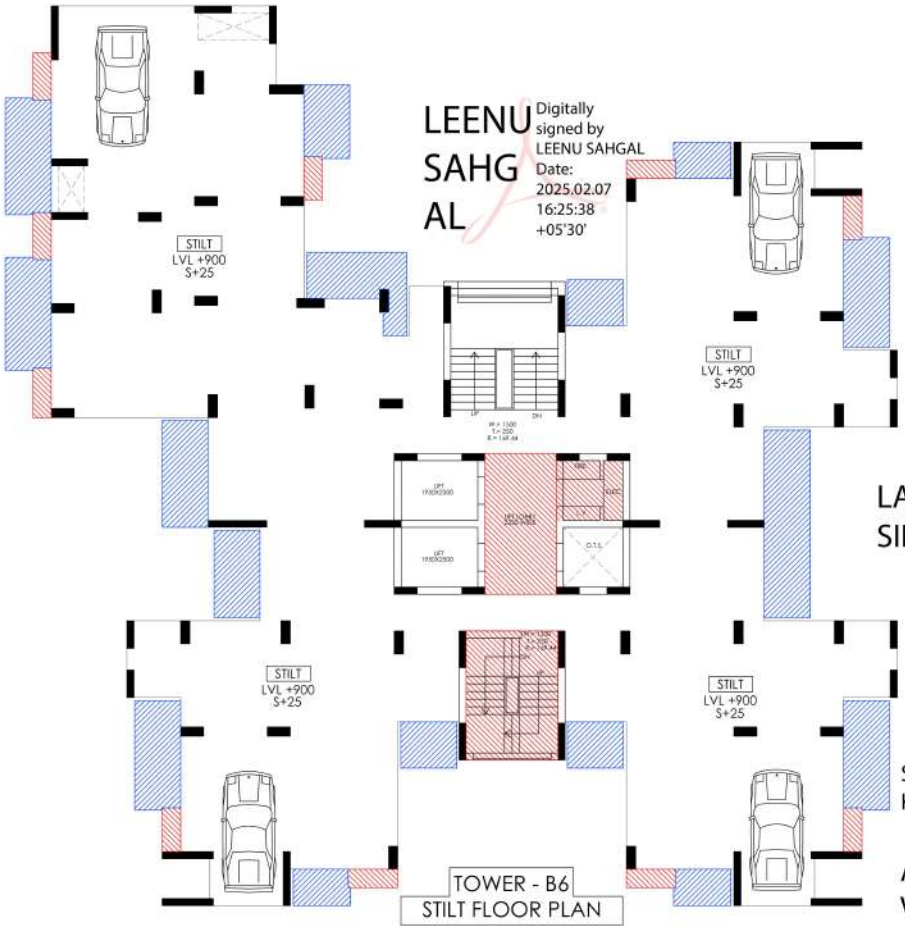

TOWER - B6
STILT FLOOR PLAN

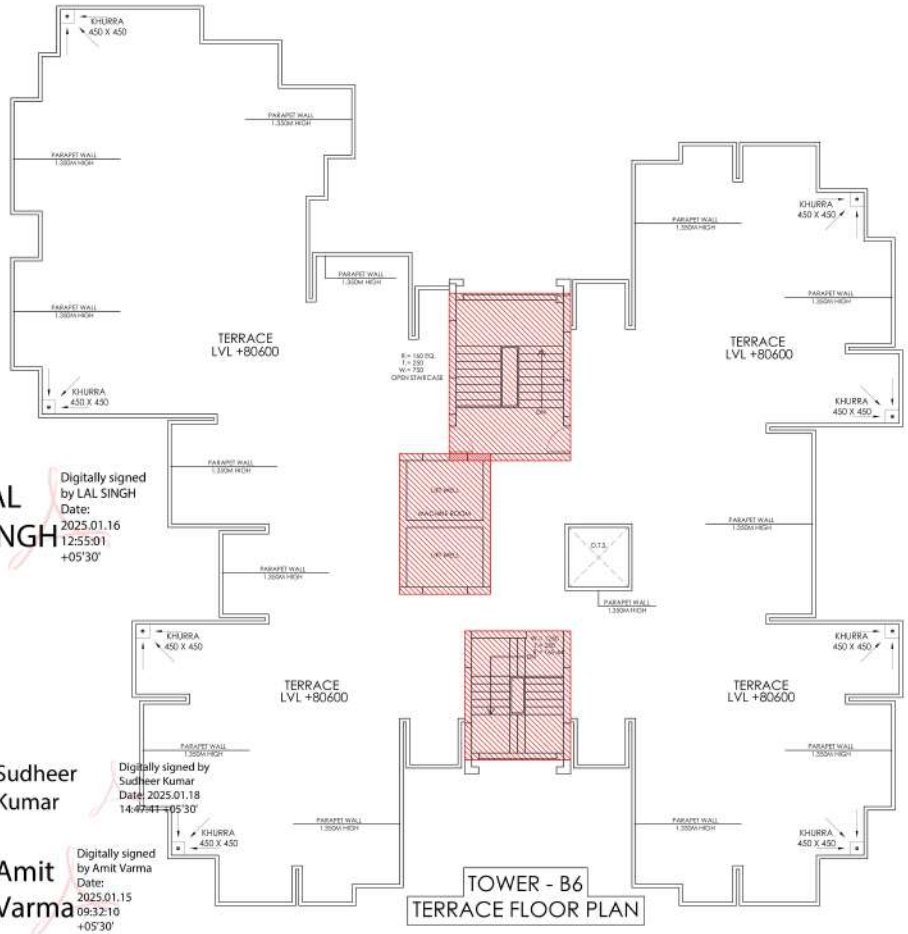

TOWER - B6
TERRACE FLOOR PLAN

LEENU SAHGAL
Digitally signed by LEENU SAHGAL
Date: 2025.02.07 16:25:38 +05'30'

LAL SINGH
Digitally signed by LAL SINGH
Date: 2025.01.16 12:55:01 +05'30'

Sudheer Kumar
Digitally signed by Sudheer Kumar
Date: 2025.01.18 14:47:41 +05'30'

Amit Varma
Digitally signed by Amit Varma
Date: 2025.01.15 09:32:10 +05'30'

SCHEDULE OF DOOR & WINDOWS

SN.	TYPE	SIZE	CILL LVL.	LTL. LVL.
1.	D	750 X 2100	-	2100
2.	D1	900 X 2100	-	2100
3.	D2	1050 X 2100	-	2100
4.	D3	1500 X 2100	-	2100
5.	W	600 X 900	1200	2100
6.	W1	600 X 900	1200	2100
7.	W2	540 X 900	1200	2100
8.	W3	825 X 1200	900	2100
9.	W4	1225 X 1050	1050	2100
10.	W5	450 X 900	1200	2100
11.	DW1	1060 X 2100	-	2100
12.	DW2	1500 X 2100	-	2100
13.	DW3	1555 X 2100	-	2100
14.	DW4	1240 X 2100	-	2100
15.	DW5	2400 X 2100	-	2100
16.	DW6	1105 X 2100	-	2100
17.	DW7	1800 X 2100	-	2100
18.	DW8	1050 X 2100	-	2100
19.	DW9	1790 X 2100	-	2100
20.	DW10	2100 X 2100	-	2100
21.	DW11	2600 X 2100	-	2100

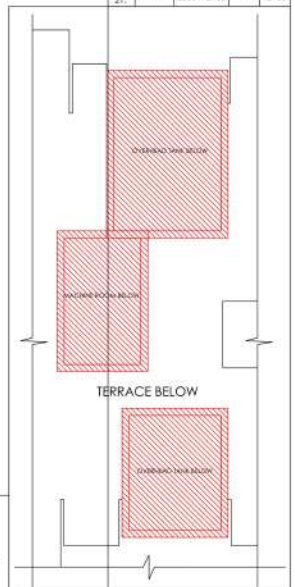

TOWER - B5 - PART PLAN FOR WATER TANK

F.A.R. ON STILT FLOOR:

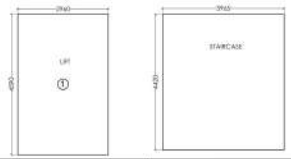

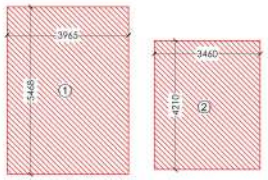

MUMTY AREA DIAGRAM

MUMTY DETAIL

S.NO.	DIMENSION (M)		DIMENSION (M)		TOTAL (SQ.M.)
1	3.965	X	5.468	=	21.681
2	3.460	X	4.120	=	14.255
			TOTAL AREA	=	**35.936**

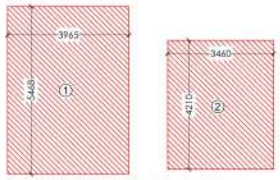

OVER HEAD TANK AREA DIAGRAM

O.H.W. TANK DETAIL

S.NO.	DIMENSION (M)		DIMENSION (M)		TOTAL (SQ.M.)
1	3.965	X	5.468	=	21.681
2	3.460	X	4.120	=	14.255
			TOTAL AREA	=	**35.936**

LIFT LOBBY AREA DETAIL

S.NO.	DIMENSION (M)		DIMENSION (M)		TOTAL (SQ.M.)
1	4.590	X	2.330	=	10.693
			TOTAL AREA	=	**10.693**

LIFT WELL AREA DETAIL

S.NO.	DIMENSION (M)		DIMENSION (M)		TOTAL (SQ.M.)
1	1.930	X	2.500	=	4.825
2	1.930	X	2.500	=	4.825
D			TOTAL AREA	=	9.7500

STAIRWELL AREA DETAIL

S.NO.	DIMENSION (M)		DIMENSION (M)		TOTAL (SQ.M.)
1	0.808	X	1.900	=	0.959
E			TOTAL AREA	=	**0.959**

MACHINE ROOM AREA DIAGRAM

MACHINE ROOM DETAIL

S.NO.	DIMENSION (M)		DIMENSION (M)		TOTAL (SQ.M.)
1	2.960	X	4.590	=	13.586
			TOTAL AREA	=	**13.586**

15% EXTRA FAR AR. DETAIL AT TERRACE FLOOR :-

= MUMTY + O.H.W.TANK + MACHINE ROOM AREA

=35.936 + 35.936 + 13.586

= **85.458 SQ.M.**

GROUND COVERAGE AREA DETAIL :-

=(CIRCULATION AREA AT GR. FLOOR)+(TYPE-3X3)+(TYPE-3+S)+ FIRESCAPE STAIR+CUP BOARD((TYPE 3)+(TYPE 3+S)+LIFT LOBBY+SERVICE SHAFT+STAIRWELL +LIFT WELL:-

=(31.399)+(87.810X3)+(145.446X1)+12.63+[(5.490+1.785)]+10.695+4.251+0.959+9.750

=485.835 SQ.M.

F.A.R AREA DETAIL ON STILT FLOOR :-

=LIFT AREA+STAIRCASE :-

=(3.965X4.420)+(2.960X4.590)

=31.111 SQ.M.

F.A.R AREA DETAIL AT TYPICAL FLOOR:-

=(TYPE-3X3)+(TYPE-3+SX1)
+(CIRCULATION AREA AT ONE FLOOR):-

=(87.81X3)+(145.446X1)+(31.399)
=(263.430)+(145.446)+(31.399)

= **440.275 SQ.M.**

15% EXTRA FAR AREA DET. ON STILT FLOOR :-

= FIRESCAPE STAIR + LIFT LOBBY+SERVICE SHAFT:-

= 12.63+10.695+4.251

= **27.576 SQ.M.**

15% EXTRA FAR AR. DETAIL ON TYPICAL FLOOR :-

= FIRESCAPE STAIR+CUP BOARD((TYPE 3)+
(TYPE 3+S)+LIFT LOBBY+SERVICE SHAFT+LIFT WELL:-
= 12.63+[(5.490+1.785)]+10.695+4.251+9.750

= **44.601 SQ.M.**

15% EXTRA FAR AREA DETAIL ON ALL FL. OF BLOCK B-6:-

=STILT FLOOR +1ST FLOOR TO 25TH FLOOR
+TERRACE FLOOR
=27.576+(44.601X25)+85.458

=1,228.059 SQ.M.

NON F.A.R.
STILT AREA DETAIL FOR PARKING :-

=(TYPE-3X3)+(TYPE-3+SX1)
=(87.810X3)+(145.446X1)

=408.876 SQ.M.

SIGNATURE AND SEAL OF ARCHITECT :

Pankaj Nath Andley
Digitally signed by Pankaj Nath Andley
Date: 2025.01.14 19:54:42 +05'30'

SIGNATURE AND SEAL OF OWNER :

RAKESH KUMAR
Digitally signed by RAKESH KUMAR
Date: 2025.01.14 20:55:11 +05'30'
Authorised Signatory

PROJECT :-

GROUP HOUSING PROJECT **NIRALA GRAND (FORMERLY KNOWN AS MORPHEUS PRATIKSHA)** DEVELOPED by **M/S SRK BUILDWELL PVT. LTD.** FOR M/S MORPHEUS DEVELOPERS PVT. LTD.,
PLOT NO. GH-16A, SECTOR-1, GREATER NOIDA

REVISED SUBMISSION DRAWINGS

DWG. TITLE
TOWER B-6 : STILT & TERRACE FLOOR PLAN

SCALE: 1:200 | DWG. NO. : 22

DLT.BY : Akshesh | DATE: 11/09/2024

ARCHITECTS :-

ANDLEYS ASSOCIATES PVT.LTD.
ARCHITECTS ENGINEERS PLANNERS
SR HOUSING IDOOTP HOLDLS RDWTDEP - UBDR

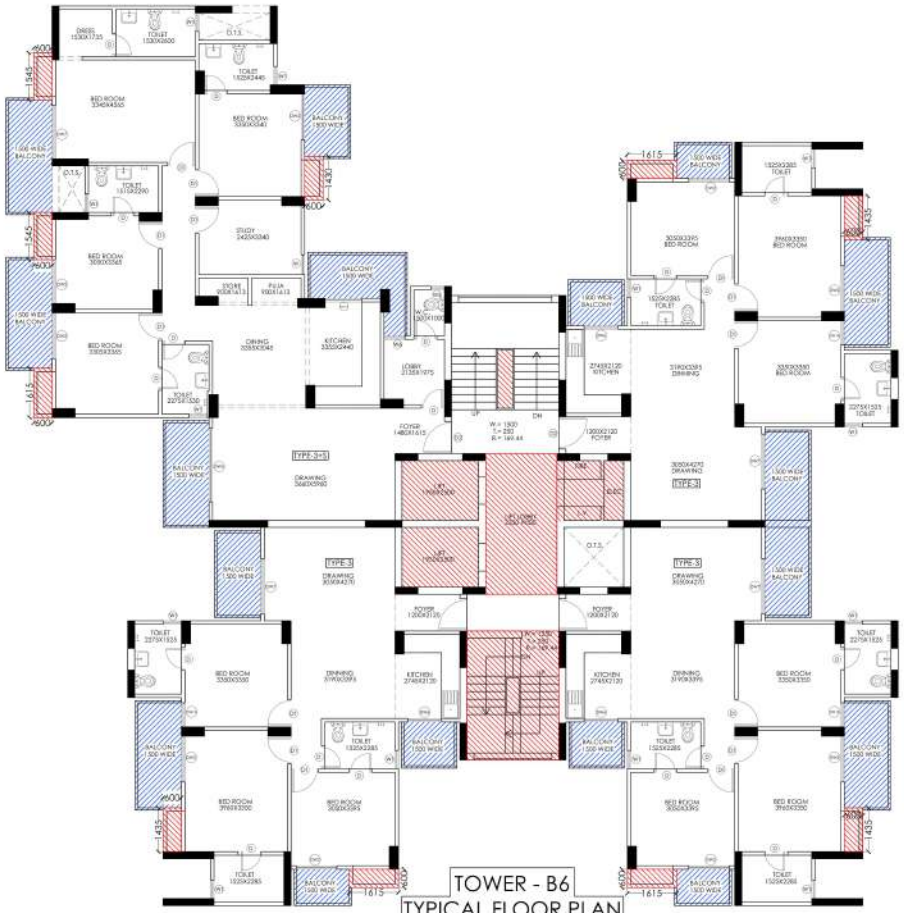

TOWER - B6
TYPICAL FLOOR PLAN

15% ADDITIONAL F.A.R. ON TYPICAL FLOOR:

FIRE STAIRCASE AREA DETAIL					
S.NO.	DIMENSION (M)		DIMENSION (M)		TOTAL (SQ.M.)
1	3.980	X	4.210	=	12.630
A	TOTAL AREA			=	12.630

LIFT LOBBY AREA DETAIL					
S.NO.	DIMENSION (M)		DIMENSION (M)		TOTAL (SQ.M.)
1	4.590	X	2.300	=	10.695
B	TOTAL AREA			=	10.695

SHAFT AREA DETAIL							
S.NO.	DIMENSION (M)		DIMENSION (M)				TOTAL (SQ.M.)
1	2.180	X	1.950	X	1	=	4.251
C	TOTAL AREA					=	4.251

LIFT WELL AREA DETAIL					
S.NO.	DIMENSION (M)		DIMENSION (M)		TOTAL (SQ.M.)
1	1.950	X	2.500	=	4.875
2	1.950	X	2.500	=	4.875
D	TOTAL AREA			=	9.7500

STAIRWELL AREA DETAIL					
S.NO.	DIMENSION (M)		DIMENSION (M)		TOTAL (SQ.M.)
1	0.500	X	1.900	=	0.950
E	TOTAL AREA			=	0.950

F.A.R AREA DETAIL ON STILT FLOOR :-

=LIFT AREA+STAIRCASE :-

=(3.965X4.420)+(2.960X4.590)

=31.111 SQ.M.

F.A.R AREA DETAIL AT TYPICAL FLOOR:-

=(TYPE-3X3)+(TYPE-3+SX1)
+(CIRCULATION AREA AT ONE FLOOR):-

=(87.81X3)+(145.446X1)+(31.399)
=(263.430)+(145.446)+(31.399)

= **440.275 SQ.M.**

15% EXTRA FAR AREA DET. ON STILT FLOOR :-

= FIRESCAPE STAIR + LIFT LOBBY+SERVICE SHAFT:-

= 12.63+10.695+4.251

= **27.576 SQ.M.**

15% EXTRA FAR AR. DETAIL ON TYPICAL FLOOR :-

= FIRESCAPE STAIR+CUP BOARD([TYPE 3]+
(TYPE 3+S)+LIFT LOBBY+SERVICE SHAFT+LIFT WELL:-
= 12.63+[(5.490+1.785)]+10.695+4.251+9.750

= **44.601 SQ.M.**

15% EXTRA FAR AREA DETAIL ON ALL FL. OF BLOCK B-6:-

=STILT FLOOR +1ST FLOOR TO 25TH FLOOR
+TERRACE FLOOR
=27.576+(44.601X25)+85.458

=1,228.059 SQ.M.

NON F.A.R.
STILT AREA DETAIL FOR PARKING :-

=(TYPE-3X3)+(TYPE-3+SX1)
=(87.810X3)+(145.446X1)

=408.876 SQ.M.

SCHEDULE OF DOOR & WINDOWS

SN.	TYPE	SIZE	CILL LVL	LTL LVL
1.	D	750 X 2100	-	2100
2.	D1	900 X 2100	-	2100
3.	D2	1050 X 2100	-	2100
4.	D3	1500 X 2100	-	2100
5.	W	600 X 900	1200	2100
6.	W1	600 X 900	1200	2100
7.	W2	540 X 900	1200	2100
8.	W3	825 X 1200	900	2100
9.	W4	1225 X 1050	1050	2100
10.	W5	450 X 900	1200	2100
11.	DW1	1060 X 2100	-	2100
12.	DW2	1500 X 2100	-	2100
13.	DW3	1555 X 2100	-	2100
14.	DW4	1240 X 2100	-	2100
15.	DW5	2400 X 2100	-	2100
16.	DW6	1105 X 2100	-	2100
17.	DW7	1800 X 2100	-	2100
18.	DW8	1050 X 2100	-	2100
19.	DW9	1790 X 2100	-	2100
20.	DW10	2100 X 2100	-	2100
21.	DW11	2600 X 2100	-	2100

LEENU SAHGAL Digitally signed by LEENU SAHGAL Date: 2025.02.07 16:26:22 +05'30'

Sudheer Kumar Digitally signed by Sudheer Kumar Date: 2025.01.18 14:48:19 +05'30'

LAL SINGH Digitally signed by LAL SINGH Date: 2025.01.16 12:56:13 +05'30'

Amit Varma Digitally signed by Amit Varma Date: 2025.01.15 09:32:37 +05'30'

CIRCULATION AREA ON TYPICAL FLOOR:

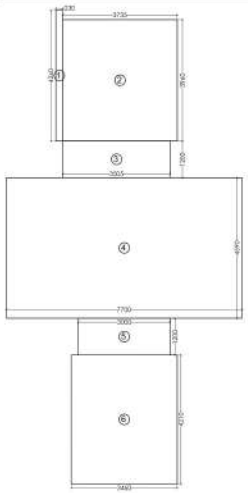

CIRCULATION AREA DETAIL					
1	0.250	X	4.060	=	0.988
2	3.735	X	3.960	=	14.791
3	3.360	X	1.200	=	4.032
4	7.700	X	4.590	=	35.343
5	3.000	X	1.200	=	3.600
6	3.460	X	4.210	=	14.567
	TOTAL AREA			=	73.486

COVERED AREA OF
CIRCULATION AT ONE FLOOR:-

=TOTAL CIRCULATION AREA-
(FIRE STAIRCASE + LIFT LOBBY+LIFT WELL
+SERVICE SHAFT+STAIRWELL+O.T.S.)

=73.486-(12.63+10.695+9.750+4.251
+0.959+3.802)
=73.486-(42.087)

=31.399 SQM

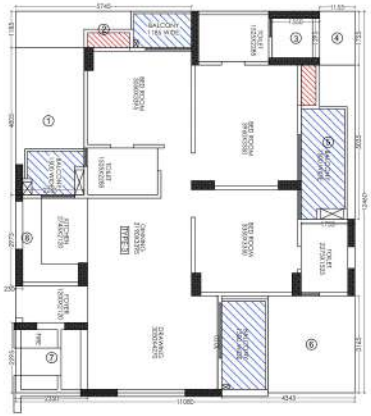

TYPE 3 FAR AREA DETAIL					
	12.460	X	11.08	=	138.057
	DEDUCTIONS				
S.NO.	DIMENSION (M)		DIMENSION (M)		TOTAL (SQ.M.)
1	4.805	X	2.235	=	10.739
2	1.185	X	5.745	=	6.808
3	1.295	X	1.550	=	2.007
4	1.755	X	1.155	=	2.027
5	5.035	X	1.755	=	8.836
6	3.165	X	4.345	=	13.752
7	2.295	X	2.350	=	5.393
8	2.975	X	0.230	=	0.684
	TOTAL DEDUCTIONS			=	50.247
	NET FAR AREA			=	87.810

TYPE 3+S FAR AREA DETAIL					
	13.045	X	17.02	=	222.026
	DEDUCTIONS				
S.NO.	DIMENSION (M)		DIMENSION (M)		TOTAL (SQ.M.)
1	5.885	X	0.115	=	0.677
2	5.125	X	3.585	=	18.373
3	1.075	X	1.515	=	1.629
4	5.690	X	2.570	=	14.623
5	2.475	X	6.975	=	17.263
6	2.090	X	6.580	=	13.752
7	10.840	X	0.230	=	2.493
8	0.095	X	0.975	=	0.093
9	0.675	X	0.750	=	0.506
10	0.860	X	0.770	=	0.662
11	1.845	X	2.410	=	4.446
12	2.330	X	0.885	=	2.062
	TOTAL DEDUCTIONS			=	76.580
	NET FAR AREA			=	145.446

SIGNATURE AND SEAL OF ARCHITECT :

Pankaj Nath Andley — Digitally signed by Pankaj Nath Andley Date: 2025.01.14 19:35:22 +05'30'

SIGNATURE AND SEAL OF OWNER :

RAKESH KUMAR — Digitally signed by RAKESH KUMAR Date: 2025.01.14 20:57:58 +05'30'

Authorised Signatory

PROJECT :-

GROUP HOUSING PROJECT **NIRALA GRAND (FORMERLY KNOWN AS MORPHEUS PRATIKSHA)** DEVELOPED by **M/S SRK BUILDWELL PVT. LTD.** FOR M/S MORPHEUS DEVELOPERS PVT. LTD.
PLOT NO. GH-16A, SECTOR-1, GREATER NOIDA

REVISED SUBMISSION DRAWING

DRG. TITLE :-

TOWER B-6 : TYPICAL FLOOR PLAN

SCALE: 1:200 | DRG. NO. :- 22

CLT.BY : AAAAAH | DATE: 11/09/2024

ARCHITECTS :-

ANDLEYS ASSOCIATES PVT.LTD.
ARCHITECTS ENGINEERS PLANNERS
24 - HOSHANG 100/107 - NEZULI-I NEW DELHI - 110049



RIGHT SIDE ELEVATION

LEENU SAHGAL Digitally signed by LEENU SAHGAL Date: 2025.02.07 16:27:15 +05'30'

Sudheer Kumar Digitally signed by Sudheer Kumar Date: 2025.01.18 14:48:55 +05'30'



LAL SINGH Digitally signed by LAL SINGH Date: 2025.01.16 12:57:29 +05'30'

FRONT ELEVATION

Amit Varma Digitally signed by Amit Varma Date: 2025.01.15 09:33:07 +05'30'



SECTION "AA"

PROJECT:-

GROUP HOUSING PROJECT **NIRALA GRAND**
(FORMERLY KNOWN AS MORPHEUS PRATIKSHA)
DEVELOPED by **M/S SRK BUILDWELL PVT. LTD.** FOR M/S MORPHEUS DEVELOPERS PVT. LTD.
PLOT NO. GH-16A, SECTOR-1,GREATER NOIDA

SIGNATURE AND SEAL OF OWNER :

RAKESH KUMAR Digitally signed by RAKESH KUMAR Date: 2025.01.24 20:52:19 +05'30'

Authorised Signatory

SIGNATURE AND SEAL OF ARCHITECT :

Pankaj Nath Andley Digitally signed by Pankaj Nath Andley Date: 2025.01.14 19:35:59 +05'30'

REVISED SUBMISSION DRAWING

ORG. TITLE:-
FRONT ELEVATION, SIDE ELEVATION & SECTION "AA" [TOWER-B-6]

SCALE:- 1:200 | ORG. NO.:- 24

DLT.BY:- Mukesh | DATE:-11/09/2024

ARCHITECTS:-

ANDLEYS ASSOCIATES PVT.LTD.
ARCHITECTS ENGINEERS PLANNERS
24 HOUSING SOCIETY N.D.S.I.I NEW DELHI - 110049

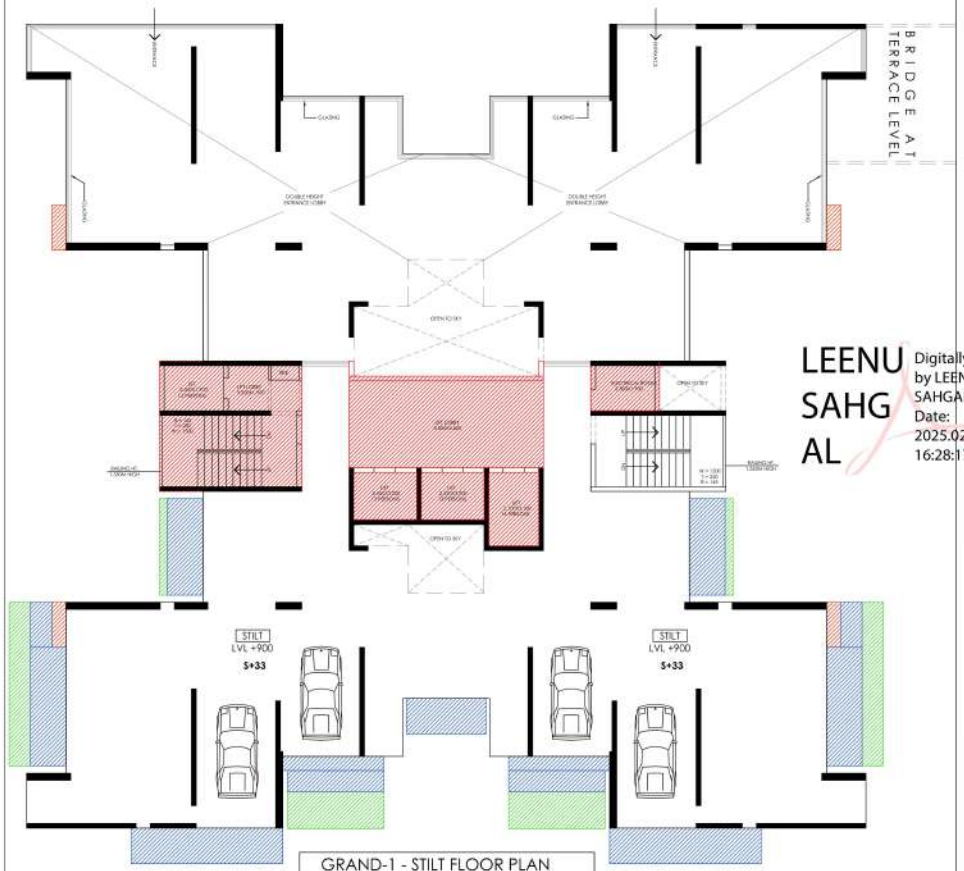

LEENU SAHGAL Digitally signed by LEENU SAHGAL Date: 2025.02.07 16:28:17 +05'30'

GRAND-1 - STILT FLOOR PLAN

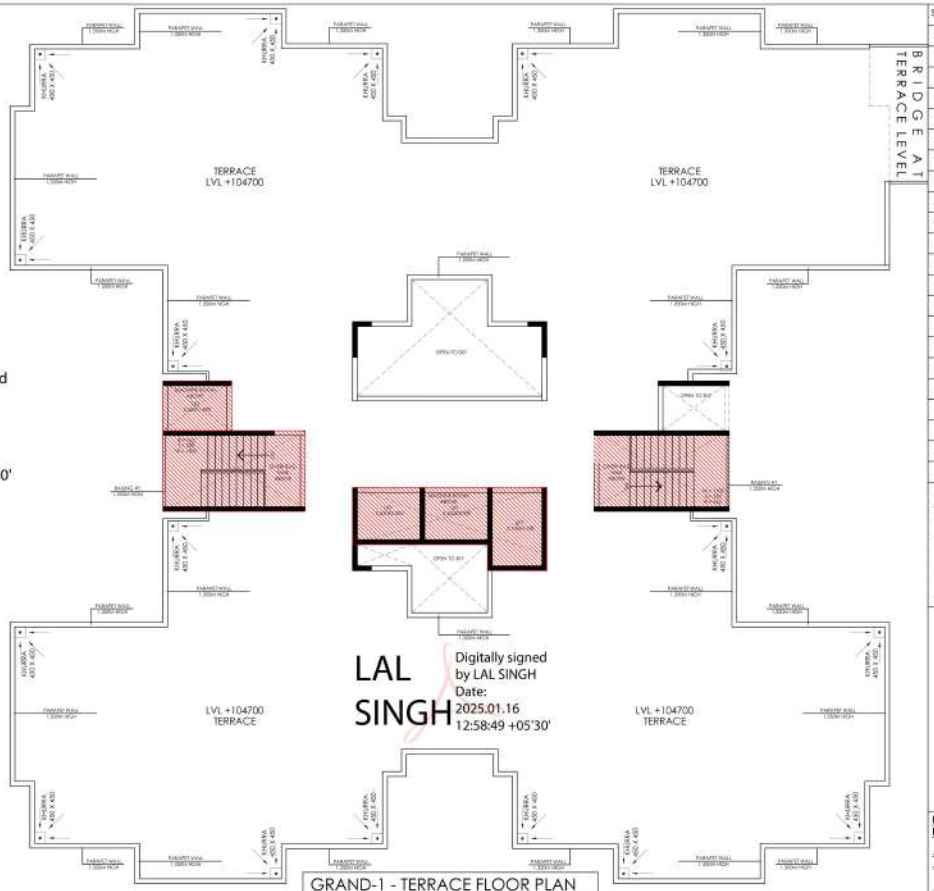

LAL SINGH Digitally signed by LAL SINGH Date: 2025.01.16 12:58:49 +05'30'

GRAND-1 - TERRACE FLOOR PLAN

SCHEDULE OF DOOR & WINDOWS

SN.	TYPE	SIZE	CILL LVL.	LTL LVL.
1.	D	750 X 2100	-	2100
2.	D1	900 X 2100	-	2100
3.	D2	1050 X 2100	-	2100
4.	D3	1500 X 2100	-	2100
5.	W	600 X 900	1200	2100
6.	W1	600 X 900	1200	2100
7.	W2	540 X 900	1200	2100
8.	W3	825 X 1200	900	2100
9.	W4	1225 X 1050	1050	2100
10.	W5	450 X 900	1200	2100
11.	DW1	1060 X 2100	-	2100
12.	DW2	1500 X 2100	-	2100
13.	DW3	1555 X 2100	-	2100
14.	DW4	1240 X 2100	-	2100
15.	DW5	2400 X 2100	-	2100
16.	DW6	1105 X 2100	-	2100
17.	DW7	1800 X 2100	-	2100
18.	DW8	1050 X 2100	-	2100
19.	DW9	1790 X 2100	-	2100
20.	DW10	2100 X 2100	-	2100
21.	DW11	2600 X 2100	-	2100

15% EXTRA FAR AR. DETAIL AT TERRACE FLOOR :-

= MUMTY + O.H.W.TANK
+ MACHINE ROOM AREA

=39.780 + 39.780 + 28.520

= **108.060 SQ.M.**

NON F.A.R. STILT AREA DETAIL FOR PARKING :-

=TYPE (4+5)X2
=(170.451X2)

=340.902 S.Q.M.

DOUBLE HEIGHT ENTRANCE LOBBY DETAIL AT STILT FLOOR:-

ENTRANCE LOBBY FAR AREA DETAIL

	35.420 X	14.410	=	**510.402**
		TOTAL	=	**510.402**
	DEDUCTIONS			
S.NO.	DIMENSION (M)	DIMENSION (M)		TOTAL (SQ.M.)
1	11.610 X	0.200	=	2.322
2	7.800 X	2.500	=	19.500
3	3.200 X	2.480	=	7.936
4	3.660 X	2.440	=	8.930
5	13.880 X	3.000	=	41.814
6	1.660 X	7.210	=	11.969
7	7.445 X	4.680	=	34.843
8	7.445 X	4.680	=	34.843
9	1.660 X	7.210	=	11.969
10	11.610 X	0.200	=	2.322
	TOTAL DEDUCTIONS		=	**176.447**
	NET FAR AREA		=	**333.955**

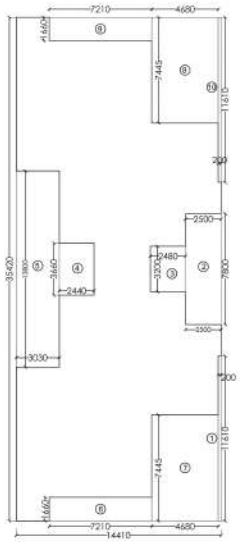

F.A.R AREA DETAIL AT STILT FLOOR :

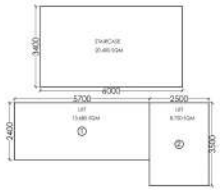

F.A.R AREA DETAIL AT STILT:-

=LIFT AREA+STAIRCASE +ENT. LOBBY:-
=(22.430)+(20.400)+(166.978X2)

=376.786 SQ.M.

15% ADDITIONAL F.A.R. ON STILT FL.:

LIFT LOBBY AREA DETAIL

S.NO	DIMENSION (M)	DIMENSION (M)		TOTAL (SQ.M.)
1	5.700 X	3.650	=	20.805
2				
		TOTAL AREA	=	**20.805**

SERVICE AREA DETAIL

S.NO	DIMENSION (M)	DIMENSION (M)		TOTAL (SQ.M.)
1	2.900 X	2.100	=	6.090
2				
		TOTAL AREA	=	**6.090**

FIRE TOWER

S.NO	DIMENSION (M)	DIMENSION (M)		TOTAL (SQ.M.)
1	6.000 X	3.000	=	18.000
2				
		TOTAL AREA	=	**18.000**

BRIDGE AT TERRACE LEVEL:

CONNECTION AT TERRACE LEVEL :-

=(20.508)+(3.150)+(26.08)
=49.738 SQ.M.

Sudheer Kumar Digitally signed by Sudheer Kumar Date: 2025.01.18 14:49:33 +05'30'

Amit Varma Digitally signed by Amit Varma Date: 2025.01.15 09:33:40 +05'30'

PART PLAN FOR WATER TANK

MUMTY AREA DIAGRAM

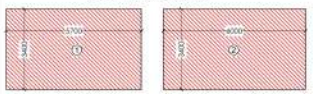

MUMTY DETAIL

S.NO	DIMENSION (M)	DIMENSION (M)		TOTAL (SQ.M.)
1	5.700 X	2.800	=	15.960
2	6.000 X	2.800	=	16.800
		TOTAL AREA	=	**31.760**

OVER HEAD TANK AREA DIAGRAM

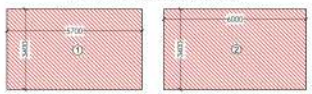

O.H.W. TANK DETAIL

S.NO	DIMENSION (M)	DIMENSION (M)		TOTAL (SQ.M.)
1	5.700 X	2.800	=	15.960
2	6.000 X	2.800	=	16.800
		TOTAL AREA	=	**31.760**

MACHINE ROOM AREA DIAGRAM

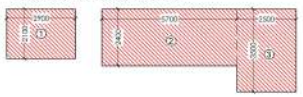

MACHINE ROOM DETAIL

S.NO	DIMENSION (M)	DIMENSION (M)		TOTAL (SQ.M.)
1	2.900 X	2.100	=	6.090
2	5.700 X	2.800	=	15.960
3	2.500 X	2.800	=	7.000
4	5.700 X	2.800	=	15.960
		TOTAL AREA	=	**44.010**

GR. COVERAGE AREA DETAIL AT STILT FLOOR:-

=(TYPE-4+5X4)+(CIRCULATION AR. AT TYPICAL FLOOR) +FIRE TOWER +LIFT LOBBY +SERVICE SHAFT +LIFT WELL +CLIP BOARD (TYPE 4)X4 +CONNECTION +REFUGE AREA:-

=(170.451X4) +(43.956) +33.0 +29.930 6.090+ 17.110 +(1.94X4) +49.738+16.500

=885.888 SQ.M.

SIGNATURE AND SEAL OF ARCHITECT :

Pankaj Nath Andley Digitally signed by Pankaj Nath Andley Date: 2025.01.14 19:36:36 +05'30'

SIGNATURE AND SEAL OF OWNER :

RAKESH KUMAR Digitally signed by RAKESH KUMAR Date: 2025.01.14 20:42:24 +05'30'

Authorised Signatory

PROJECT :-

GROUP HOUSING PROJECT **NIRALA GRAND (FORMERLY KNOWN AS MORPHEUS PRATIKSHA)**
DEVELOPED by **M/S SIRK BUILDWELL PVT. LTD.** FOR M/S MORPHEUS DEVELOPERS PVT. LTD.
PLOT NO. GH-16A SECTOR-1, GREATER NOIDA

REVISED SUBMISSION DRAWING

DWG. TITLE : GRAND-1 : STILT FLOOR PLAN

SCALE: 1:200 | DWG. NO. : 25

CLIENT : AAKASH | DATE: 11/09/2024

ARCHITECTS :-

ANDLEYS ASSOCIATES PVT.LTD.
ARCHITECTS ENGINEERS PLANNERS
24 HOUSING SOCIETY NAGULA NOIDA-201301

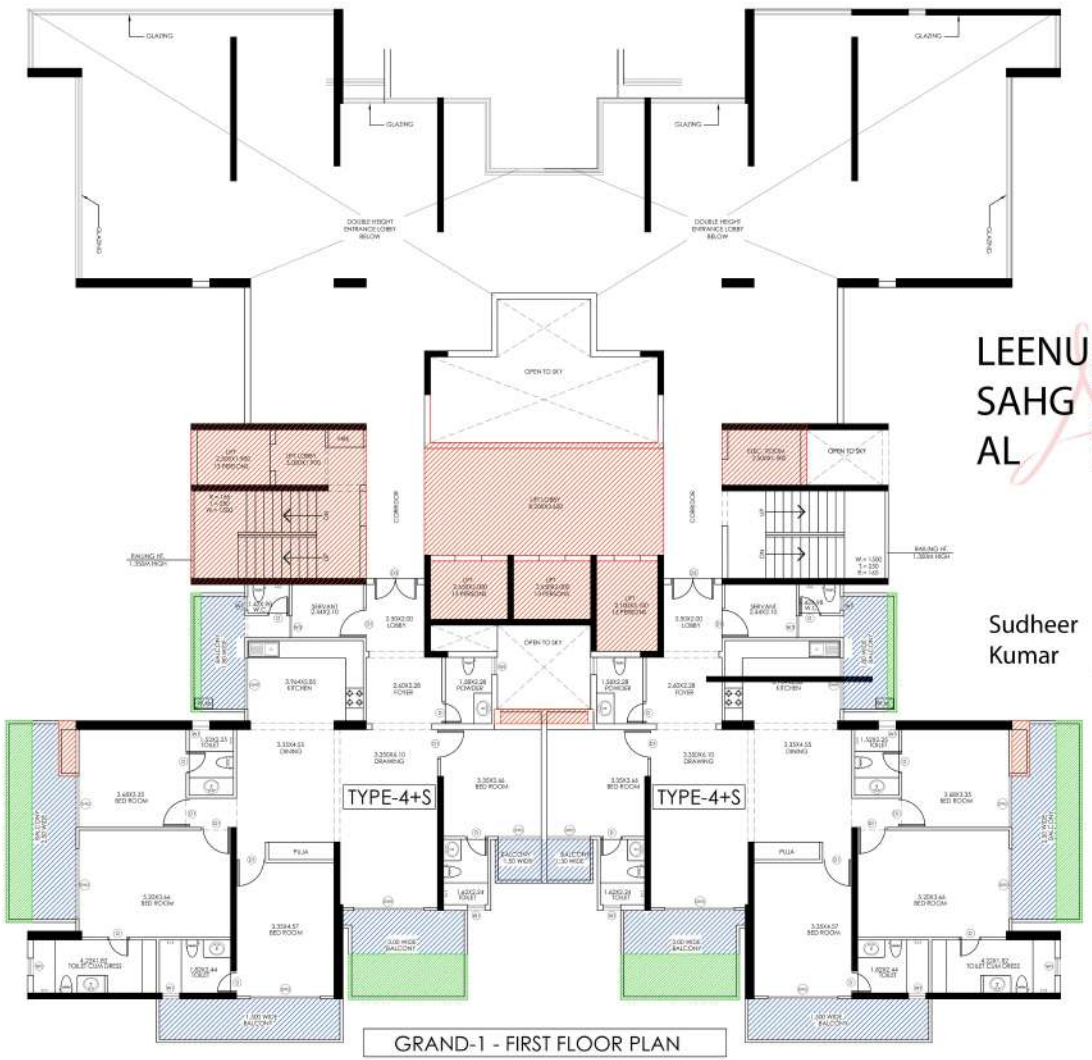

GRAND-1 - FIRST FLOOR PLAN

LEENU SAHGAL Digitally signed by LEENU SAHGAL Date: 2025.02.07 16:29:22 +05'30'

Sudheer Kumar Digitally signed by Sudheer Kumar Date: 2025.01.18 14:50:12 +05'30'

Amit Varma Digitally signed by Amit Varma Date: 2025.01.15 09:34:12 +05'30'

LAL SINGH Digitally signed by LAL SINGH Date: 2025.01.16 13:00:06 +05'30'

CIRCULATION AREA ON TYPICAL FLOOR:

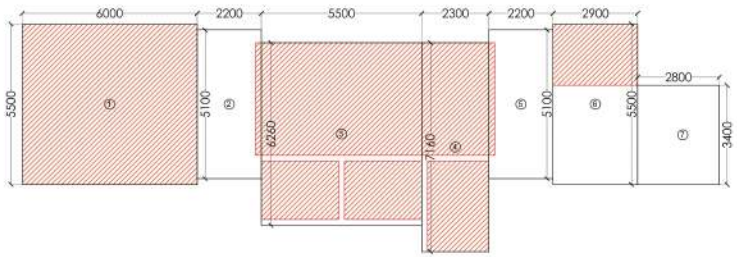

CIRCULATION AREA DETAIL						
1	6.000	X	5.500	=	33.000
2	2.200	X	5.100	=	11.220
3	5.500	X	6.260	=	34.430
4	2.300	X	7.160	=	16.468
5	2.200	X	5.100	=	11.220
6	2.900	X	5.500	=	15.950
7	2.800	X	3.400	=	9.520
			TOTAL AREA	=	131.808

COVERED AREA OF CIRCULATION AT ONE FLOOR:-

=TOTAL CIRCULATION AREA -[A+B+C+D]

=131.808-[33.000+31.652+6.090+17.110]
=131.808-(87.852)

=43.956 SQM

15% ADDITIONAL F.A.R. ON TYPICAL FLOOR:

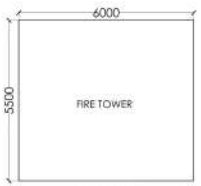

FIRE TOWER					
S.NO.	DIMENSION (M)		DIMENSION (M)		TOTAL (SQ.M.)
1	6.000	X	5.500	=	33.000
A			TOTAL AREA	=	33.000

LIFT LOBBY AREA DETAIL					
S.NO.	DIMENSION (M)		DIMENSION (M)		TOTAL (SQ.M.)
1	8.200	X	3.650	=	29.930
B			TOTAL AREA	=	29.930

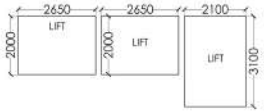

LIFT WELL AREA DETAIL					
S.NO.	DIMENSION (M)		DIMENSION (M)		TOTAL (SQ.M.)
1	2.650	X	2.000	=	5.300
2	2.650	X	2.000	=	5.300
3	2.100	X	3.100	=	6.510
C			TOTAL AREA	=	17.110

SERVICE AREA DETAIL					
S.NO.	DIMENSION (M)		DIMENSION (M)		TOTAL (SQ.M.)
1	2.900	X	2.100	=	6.090
D			TOTAL AREA	=	6.090

F.A.R AREA DETAIL AT STILT:-

=LIFT AREA+STAIRCASE +ENT. LOBBY:-
=(22.430)+(20.400)+(166.978X2)

=376.786 SQ.M.

F.A.R. AREA DETAIL AT FIRST FLOOR:-

=(TYPE-4+SX2)+(CIRCULATION AR. AT TYPICAL FLOOR) :-
=(170.451X2)+(43.956)

= **384.858 SQ.M.**

F.A.R. AREA DETAIL AT TYPICAL FLOOR

=(TYPE-4+SX4)+(CIRCULATION AR. AT TYPICAL FLOOR) :-
=(170.451X4)+(43.956)

= **725.760 SQ.M.**

15% EXTRA FAR AREA DET. ON STILT FLOOR :-

= FIRE TOWER+LIFT LOBBY+SERVICE SH.+CONNECTION:-

= 33.000 + 29.930 + 6.090
=69.020 SQ.M.

15% EXTRA FAR AR. DETAIL ON FIRST FLOOR :-

= FIRE TOWER +LIFT LOBBY+SERVICE SHAFT
+LIFT WELL+CUP BOARD(TYPE 4)X2:-

=33.0+29.930+6.090+17.110+(1.940X2)

= **90.010 SQ.M.**

15% EXTRA FAR AR. DETAIL ON TYPICAL FLOOR :-

= FIRE TOWER +LIFT LOBBY+SERVICE SHAFT
+LIFT WELL+CUP BOARD(TYPE 4)X4

=33.0+29.930+6.090+17.110+(1.940X4)

=93.890 SQ.M.

15% EXTRA FAR AR. DETAIL ON 18TH & 27TH FLOOR :-

=FIRE TOWER +LIFT LOBBY+SERVICE SHAFT
+LIFT WELL+CUP BOARD(TYPE 4)X4+ REFUGE AREA

=33.0+29.930+6.090+17.110+(1.94X4)+(3.000X5.500)

=110.39 SQ.M.

15% EXTRA FAR AREA DETAIL ON ALL FL. OF GRAND-1:-

=STILT FLOOR +1ST FLOOR+18TH &27TH FLOOR +2ND TO 33TH FLOOR +TERRACE FLOOR

=3383.510 SQ.M.

SCHEDULE OF DOOR & WINDOWS

SN.	TYPE	SIZE	CILL LVL.	LTL. LVL.
1.	D	750 X 2100	-	2100
2.	D1	900 X 2100	-	2100
3.	D2	1050 X 2100	-	2100
4.	D3	1500 X 2100	-	2100
5.	W	600 X 900	1200	2100
6.	W1	600 X 900	1200	2100
7.	W2	540 X 900	1200	2100
8.	W3	825 X 1200	900	2100
9.	W4	1225 X 1050	1050	2100
10.	W5	450 X 900	1200	2100
11.	DW1	1060 X 2100	-	2100
12.	DW2	1500 X 2100	-	2100
13.	DW3	1555 X 2100	-	2100
14.	DW4	1240 X 2100	-	2100
15.	DW5	2400 X 2100	-	2100
16.	DW6	1105 X 2100	-	2100
17.	DW7	1800 X 2100	-	2100
18.	DW8	1050 X 2100	-	2100
19.	DW9	1790 X 2100	-	2100
20.	DW10	2100 X 2100	-	2100
21.	DW11	2600 X 2100	-	2100

TYPE 4+S FAR AREA DETAIL					
	17.710	X	14.410	=	**255.201**
b1			as/figure	=	1.5770
b2			as/figure	=	1.5540
b3			as/figure	=	0.3420
			TOTAL	=	**258.674**
	DEDUCTIONS				
S.NO.	DIMENSION (M)		DIMENSION (M)		TOTAL (SQ.M.)
1	11.610	X	0.200	=	2.322
2	2.300	X	2.500	=	5.750
3	1.600	X	4.980	=	7.968
4	1.830	X	2.440	=	4.465
5	7.443	X	4.680	=	34.843
6	6.900	X	3.030	=	20.907
7	1.660	X	7.210	=	11.969
			TOTAL DEDUCTIONS	=	**88.223**
			NET FAR AREA	=	**170.451**

SIGNATURE AND SEAL OF ARCHITECT :

Pankaj Nath Andley Digitally signed by Pankaj Nath Andley Date: 2025.01.14 19:37:17 +05'30'

SIGNATURE AND SEAL OF OWNER :

RAKESH KUMAR Digitally signed by RAKESH KUMAR Date: 2025.01.14 20:41:57 +05'30'

Authorised Signatory

PROJECT :-

GROUP HOUSING PROJECT **NIRALA GRAND (FORMERLY KNOWN AS MORPHEUS PRATIKSHA)**
DEVELOPED by **M/S SRK BUILDWELL PVT. LTD.** FOR
M/S MORPHEUS DEVELOPERS PVT. LTD.
PLOT NO. GH-16A, SECTOR-1, GREATER NOIDA

REVISED SUBMISSION DRAWING

DWG. TITLE : GRAND-1 : FIRST FLOOR PLAN

SCALE: 1:200 | DWG. NO. : 26

CLIENT : Aakash | DATE: 11/09/2024

ARCHITECTS :-

ANDLEYS ASSOCIATES PVT.LTD.
ARCHITECTS ENGINEERS PLANNERS
34 HOUSING SOCIETY NOIDA-1 NOIDA-201301

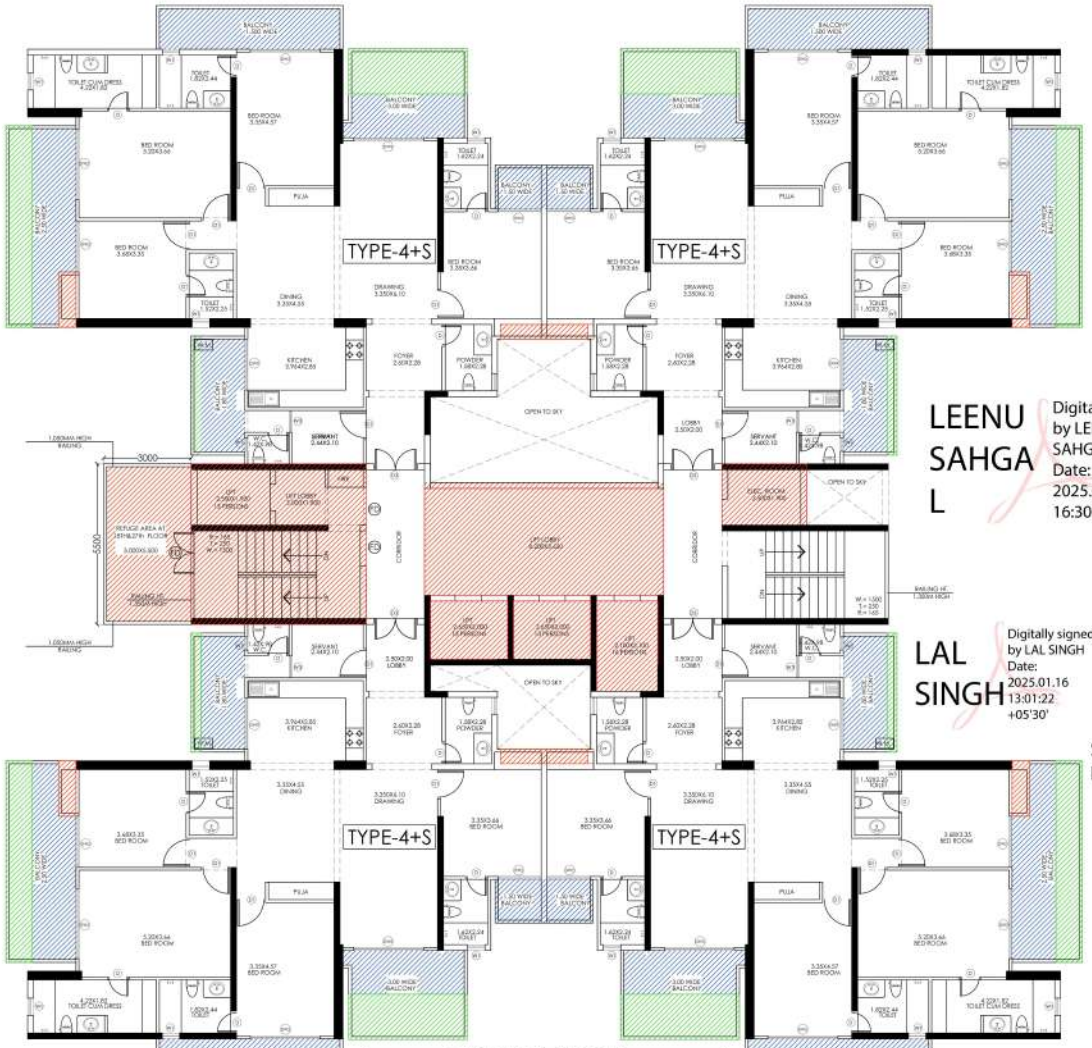

LEENU SAHGAL
Digitally signed by LEENU SAHGAL
Date: 2025.02.07 16:30:24 +05'30'

LAL SINGH
Digitally signed by LAL SINGH
Date: 2025.01.16 13:01:22 +05'30'

Sudheer Kumar
Digitally signed by Sudheer Kumar
Date: 2025.01.18 14:50:54 +05'30'

Amit Varma
Digitally signed by Amit Varma
Date: 2025.01.15 09:34:57 +05'30'

GRAND-1 - FLOOR :
2ND-3, 5TH-7TH, 9TH-11TH, 13TH-15TH, 17TH-19TH, 21ST-23RD, 25TH-27TH, 29TH-31ST &33RD

15% ADDITIONAL F.A.R. ON TYPICAL FLOOR:

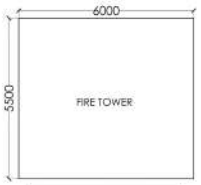

FIRE TOWER						
S.NO.	DIMENSION (M)		DIMENSION (M)		TOTAL (SQ.M.)
1	6.000	X	5.500	=	33.000
A			TOTAL AREA	=	33.000

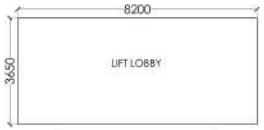

LIFT LOBBY AREA DETAIL					
S.NO.	DIMENSION (M)		DIMENSION (M)		TOTAL (SQ.M.)
1	8.200	X	3.650	=	29.930
B			TOTAL AREA	=	29.930

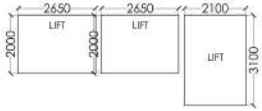

LIFT WELL AREA DETAIL					
S.NO.	DIMENSION (M)		DIMENSION (M)		TOTAL (SQ.M.)
1	2.650	X	2.050	=	5.383
2	2.650	X	2.050	=	5.383
3	2.100	X	3.100	=	6.510
C			TOTAL AREA	=	17.1100

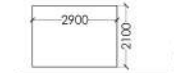

SERVICE AREA DETAIL					
S.NO.	DIMENSION (M)		DIMENSION (M)		TOTAL (SQ.M.)
1	2.900	X	2.100	=	6.090
D			TOTAL AREA	=	6.090

F.A.R AREA DETAIL AT STILT:-

=LIFT AREA+STAIRCASE +ENT. LOBBY:-
=(22.430)+(20.400)+(166.978X2)

=376.786 SQ.M.

F.A.R. AREA DETAIL AT FIRST FLOOR:-

=(TYPE-4+SX2)+(CIRCULATION AR. AT TYPICAL FLOOR) :-
=(170.451X2)+(43.956)

= **384.858 SQ.M.**

F.A.R. AREA DETAIL AT TYPICAL FLOOR

=(TYPE-4+SX4)+(CIRCULATION AR. AT TYPICAL FLOOR) :-
=(170.451X4)+(43.956)

= **725.760 SQ.M.**

15% EXTRA FAR AREA DET. ON STILT FLOOR :-

= FIRE TOWER+LIFT LOBBY+SERVICE SH.+CONNECTION:-

= 33.000 + 29.930 + 6.090
=69.020 SQ.M.

15% EXTRA FAR AR. DETAIL ON FIRST FLOOR :-

= FIRE TOWER +LIFT LOBBY+SERVICE SHAFT
+LIFT WELL+CUP BOARD(TYPE 4)X2:-

=33.0+29.930+6.090+17.110+(1.940X2)

= **90.010 SQ.M.**

15% EXTRA FAR AR. DETAIL ON TYPICAL FLOOR :-

= FIRE TOWER +LIFT LOBBY+SERVICE SHAFT
+LIFT WELL+CUP BOARD(TYPE 4)X4

=33.0+29.930+6.090+17.110+(1.940X4)

=93.890 SQ.M.

15% EXTRA FAR AR. DETAIL ON 18TH & 27TH FLOOR :-

=FIRE TOWER +LIFT LOBBY+SERVICE SHAFT
+LIFT WELL+CUP BOARD(TYPE 4)X4+ REFUGE AREA

=33.0+29.930+6.090+17.110+(1.94X4)+(3.000X5.500)

=110.39 SQ.M.

15% EXTRA FAR AREA DETAIL ON ALL FL. OF GRAND-1:-

=STILT FLOOR +1ST FLOOR+18TH &27TH FLOOR +2ND TO 33TH FLOOR +TERRACE FLOOR

=3383.510 SQ.M.



REFUGE AREA DETAIL AT 18TH & 27TH FLOOR:-

=(3.000X5.500)

=16.500 SQ.M.

SCHEDULE OF DOOR & WINDOWS

SN.	TYPE	SIZE	CILL LVL	LTL LVL
1.	D	750 X 2100	-	2100
2.	D1	900 X 2100	-	2100
3.	D2	1050 X 2100	-	2100
4.	D3	1500 X 2100	-	2100
5.	W	600 X 900	1200	2100
6.	W1	600 X 900	1200	2100
7.	W2	540 X 900	1200	2100
8.	W3	825 X 1200	900	2100
9.	W4	1225 X 1050	1050	2100
10.	W5	450 X 900	1200	2100
11.	DW1	1060 X 2100	-	2100
12.	DW2	1500 X 2100	-	2100
13.	DW3	1555 X 2100	-	2100
14.	DW4	1240 X 2100	-	2100
15.	DW5	2400 X 2100	-	2100
16.	DW6	1105 X 2100	-	2100
17.	DW7	1800 X 2100	-	2100
18.	DW8	1050 X 2100	-	2100
19.	DW9	1790 X 2100	-	2100
20.	DW10	2100 X 2100	-	2100
21.	DW11	2600 X 2100	-	2100

CIRCULATION AREA ON TYPICAL FLOOR:

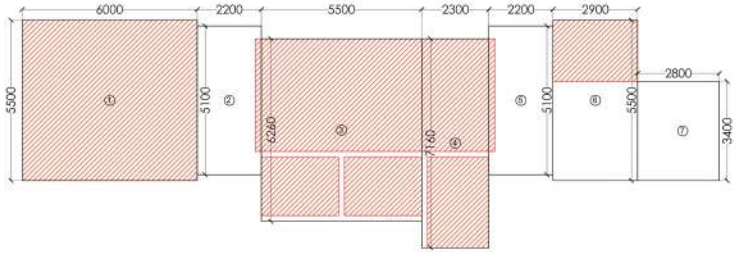

CIRCULATION AREA DETAIL					
1	6.000	X	5.500	=	33.000
2	2.300	X	5.000	=	11.500
3	5.500	X	6.260	=	34.430
4	2.300	X	7.160	=	16.468
5	2.300	X	5.000	=	11.500
6	2.900	X	5.500	=	15.950
7	2.800	X	3.400	=	9.520
			TOTAL AREA	=	131.868

COVERED AREA OF CIRCULATION AT ONE FLOOR:-

=TOTAL CIRCULATION AREA -
(A+B+C+D)

=131.808-(33.000+31.652+6.090+17.110)
=131.808-(87.852)

=43.956 SQM

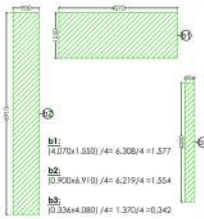

b1:
(4.070x1.550) /4= 6.308/4 =1.577

b2:
(2.900x6.910) /4= 6.219/4 =1.554

b3:
(3.336x4.080) /4= 1.370/4 =0.342

TYPE 4+S FAR AREA DETAIL					
	17.710	X	14.410	=	**255.201**
b1			as/figure	=	1.5770
b2			as/figure	=	1.5540
b3			as/figure	=	0.3420
			TOTAL	=	**258.674**
	DEDUCTIONS				
S.NO.	DIMENSION (M)		DIMENSION (M)		TOTAL (SQ.M.)
1	11.610	X	0.200	=	2.322
2	2.300	X	2.500	=	5.750
3	1.600	X	4.980	=	7.968
4	1.830	X	2.440	=	4.465
5	7.443	X	4.680	=	34.843
6	6.900	X	3.030	=	20.907
7	1.660	X	7.210	=	11.969
			TOTAL DEDUCTIONS	=	**88.223**
			NET FAR AREA	=	**170.451**

SIGNATURE AND SEAL OF ARCHITECT :

Pankaj Nath Andley
Digitally signed by Pankaj Nath Andley
Date: 2025.01.14 19:38:05 +05'30'

SIGNATURE AND SEAL OF OWNER :

RAKESH KUMAR
Digitally signed by RAKESH KUMAR
Date: 2025.01.14 20:29:28 +05'30'
Authorised Signatory

PROJECT :-

GROUP HOUSING PROJECT **NIRALA GRAND (FORMERLY KNOWN AS MORPHEUS PRATIKSHA)** DEVELOPED by **M/S SRK BUILDWELL PVT. LTD.** FOR M/S MORPHEUS DEVELOPERS PVT. LTD.
PLOT NO. GH-16A, SECTOR-1, GREATER NOIDA

REVISED SUBMISSION DRAWING

DRG. TITLE :- GRAND-1 : TYPICAL FLOOR PLAN

SCALE :- 1:200 | DWG. NO. :- 27

DLT.BY :- Mukesh | DATE :- 11/09/2024

ARCHITECTS :-

ANDLEYS ASSOCIATES PVT.LTD.
ARCHITECTS ENGINEERS PLANNERS
SR HOUSING IDOOTP MODULE RDWTDEV - 1000M

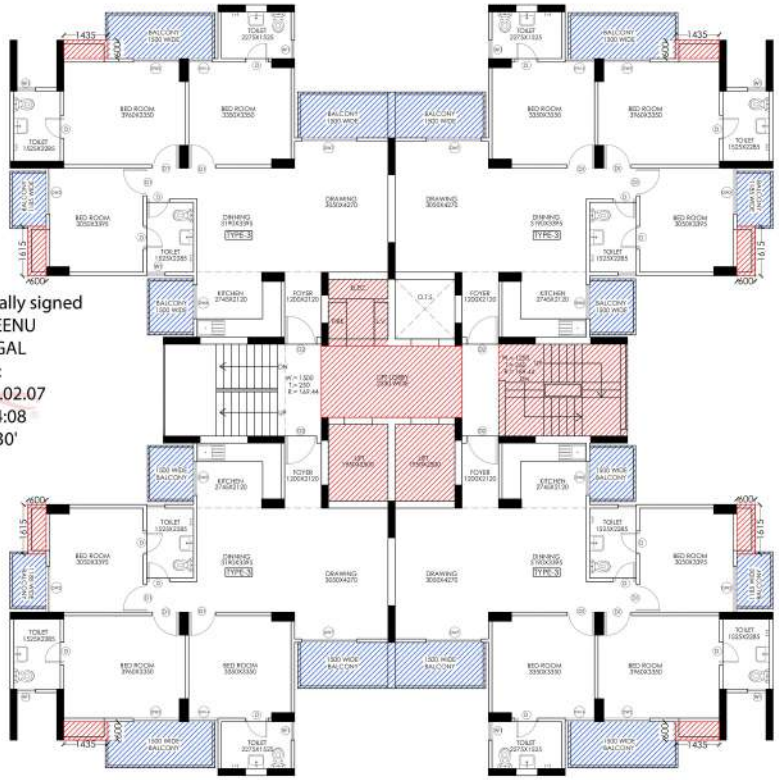

TOWER - B5 - TYPICAL FLOOR PLAN

LEENU SAHGAL Digitally signed by LEENU SAHGAL Date: 2025.02.07 16:24:08 +05'30'

GROUND COVERAGE AREA DETAIL :-

=(CIRCULATION AREA AT TYPICAL FLOOR)+ (TYPE-3X4)+FIRESCAPE STAIR +CUP BOARD(TYPE 3)+ LIFT LOBBY +SERVICE SHAFT +LIFT WELL:-

=29.683+(87.81X4)+ 12.63+7.320+10.695+4.251 +9.750

=425.569 SQ.M.

F.A.R AREA DETAIL ON STILT FLOOR :-

=LIFT AREA+STAIRCASE :-

=(13.586)+(15.293)

= **28.879 SQ.M.**

F.A.R. AREA DETAIL AT TYPICAL FLOOR:-

=(TYPE-3X4)+(CIRCULATION AREA AT ONE FLOOR):-

=(87.81X4)+(29.683)

=(351.24)+(29.683)

= **380.923 SQ.M.**

15% EXTRA FAR AREA DET. ON STILT FLOOR :-

= FIRESCAPE STAIR + LIFT LOBBY+SERVICE SHAFT:-

= 12.63+10.695+4.251

= **27.576 SQ.M.**

15% EXTRA FAR AR. DETAIL ON TYPICAL FLOOR :-

= FIRESCAPE STAIR +CUP BOARD(TYPE 3) + LIFT LOBBY +SERVICE SHAFT

= 12.63+7.32+10.695+4.251

= **34.896 SQ.M.**

NON F.A.R.

STILT AREA DETAIL FOR PARKING :-

=(TYPE-3X4)

=(87.81X4)

=351.24 SQ.M.

15% EXTRA FAR AR. DETAIL AT TERRACE FLOOR :-

= MUMTY + O.H.W.TANK + MACHINE ROOM AREA

=38.164 + 38.164 + 13.586

= **89.914 SQ.M.**

15% EXTRA FAR AREA DETAIL ON ALL FL. OF BLOCK B-5:-

=STILT FLOOR +1ST FLOOR TO 25TH FLOOR +TERRACE FLOOR
=27.576+(34.896X25)+91.928

=989.890 SQ.M.

Sudheer Kumar Digitally signed by Sudheer Kumar Date: 2025.01.18 14:46:33 +05'30'

SCHEDULE OF DOOR & WINDOWS

SN.	TYPE	SIZE	CILL LVL.	LTL LVL.
1.	D	750 X 2100	-	2100
2.	D1	900 X 2100	-	2100
3.	D2	1050 X 2100	-	2100
4.	D3	1500 X 2100	-	2100
5.	W	600 X 900	1200	2100
6.	W1	600 X 900	1200	2100
7.	W2	540 X 900	1200	2100
8.	W3	825 X 1200	900	2100
9.	W4	1225 X 1050	1050	2100
10.	W5	450 X 900	1200	2100
11.	DW1	1060 X 2100	-	2100
12.	DW2	1500 X 2100	-	2100
13.	DW3	1555 X 2100	-	2100
14.	DW4	1240 X 2100	-	2100
15.	DW5	2400 X 2100	-	2100
16.	DW6	1105 X 2100	-	2100
17.	DW7	1800 X 2100	-	2100
18.	DW8	1050 X 2100	-	2100
19.	DW9	1790 X 2100	-	2100
20.	DW10	2100 X 2100	-	2100
21.	DW11	2600 X 2100	-	2100

LAL SINGH Digitally signed by LAL SINGH Date: 2025.01.16 12:52:24 +05'30'

Amit Varma Digitally signed by Amit Varma Date: 2025.01.15 09:30:53 +05'30'

15% ADDITIONAL F.A.R. ON TYPICAL FLOOR:

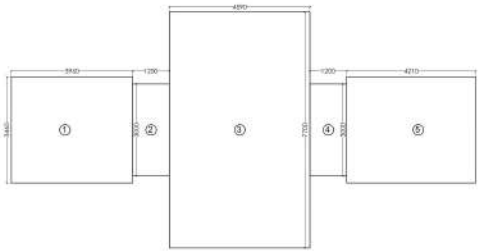

CIRCULATION AREA DETAIL					
1	3.960	X	3.460	=	13.702
2	1.200	X	3.000	=	3.600
3	4.590	X	7.700	=	35.343
4	1.200	X	3.000	=	3.600
5	4.210	X	3.460	=	14.567
			TOTAL AREA	=	70.811

COVERED AREA OF CIRCULATION AT ONE FLOOR:-

=TOTAL CIRCULATION AREA-
(FIRE STAIRCASE + LIFT LOBBY+LIFT WELL+SERVICE SHAFT+O.T.S.)

=70.811-(12.63+10.695+9.750+4.251+3.802)

=70.811-(41.128)

=29.683

FIRE STAIRCASE AREA DETAIL						
S.NO	DIMENSION (M)		DIMENSION (M)			TOTAL (SQ.M.)
1	4.210	X	3.000	=		12.630
A			TOTAL AREA	=		12.630

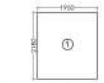

SHAFT AREA DETAIL						
S.NO	DIMENSION (M)		DIMENSION (M)			TOTAL (SQ.M.)
1	1.950	X	2.180	X 1	=	4.251
C			TOTAL AREA		=	4.251

LIFT LOBBY AREA DETAIL					
S.NO	DIMENSION (M)		DIMENSION (M)		TOTAL (SQ.M.)
1	4.590	X	2.300	=	10.693
B			TOTAL AREA	=	10.693



LIFT WELL AREA DETAIL					
S.NO	DIMENSION (M)		DIMENSION (M)		TOTAL (SQ.M.)
1	1.950	X	2.200	=	4.875
2	1.950	X	2.200	=	4.875
D			TOTAL AREA	=	9.750

TYPE 3 FAR AREA DETAIL					
	12.460	X	11.08	=	138.057
DEDUCTIONS					
S.NO.	DIMENSION (M)		DIMENSION (M)		TOTAL (SQ.M.)
1	4.805	X	2.235	=	10.739
2	1.185	X	5.745	=	6.808
3	1.295	X	1.550	=	2.007
4	1.755	X	1.155	=	2.027
5	5.035	X	1.755	=	8.836
6	3.165	X	4.345	=	13.752
7	2.295	X	2.350	=	5.393
8	2.975	X	0.230	=	0.684
	TOTAL DEDUCTIONS			=	50.247
	NET FAR AREA			=	87.810

SIGNATURE AND SEAL OF ARCHITECT :

Pankaj Nath Andley Digitally signed by Pankaj Nath Andley Date: 2025.01.14 19:30:00 +05'30'

SIGNATURE AND SEAL OF OWNER :

RAKESH KUMAR Digitally signed by RAKESH KUMAR Date: 2025.01.14 20:49:28 +05'30'

Authorised Signatory

PROJECT :-

GROUP HOUSING PROJECT **NIRALA GRAND (FORMERLY KNOWN AS MORPHEUS PRATIKSHA)** DEVELOPED by **M/S SRK BUILDWELL PVT. LTD.** FOR M/S MORPHEUS DEVELOPERS PVT. LTD. PLOT NO. GH-16A, SECTOR-1, GREATER NOIDA

REVISED SUBMISSION DRAWING

DRG. TITLE :-

TOWER B-5 : TYPICAL FLOOR PLAN

SCALE : 1:200 | DWG. NO. :- 20

CLIENT : AKAMPT | DATE : 11/09/2024

ARCHITECTS :-

ANDLEYS ASSOCIATES PVT.LTD.

ARCHITECTS ENGINEERS PLANNERS

34 HOSIERY IOOSTP NOIDA-1 KOWTHAN - 180148

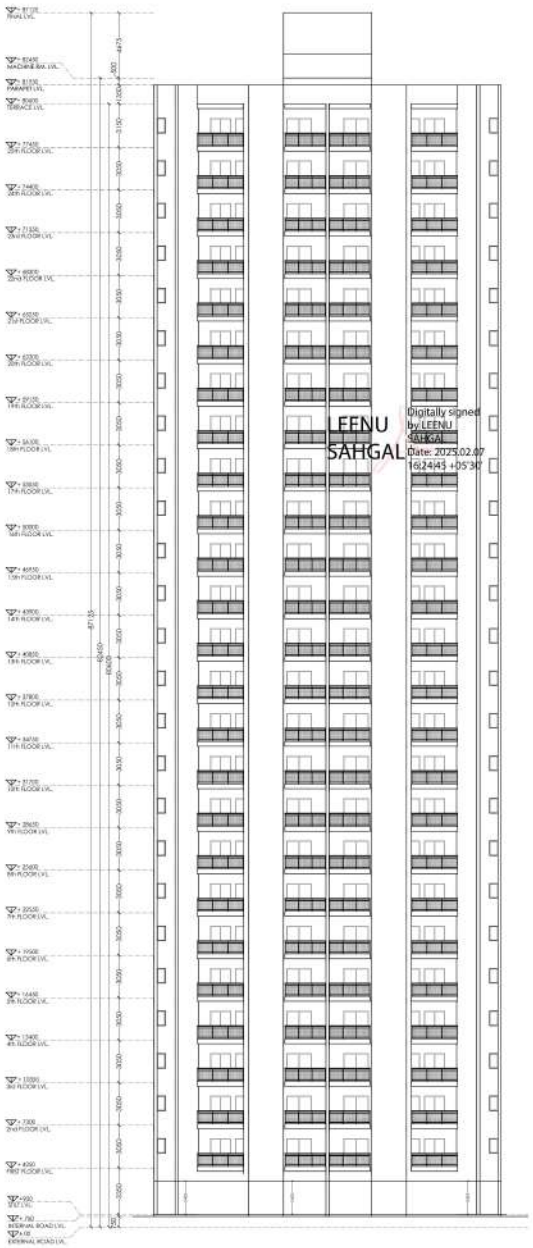

FRONT ELEVATION

LEENU SAHGAL Digitally signed by LEENU SAHGAL Date: 2025.02.07 16:24:43 +05'30'



LEFT SIDE ELEVATION

LAL SINGH Digitally signed by LAL SINGH Date: 2025.01.16 12:53:40 +05'30'

Sudheer Kumar Digitally signed by Sudheer Kumar Date: 2025.01.18 14:47:08 +05'30'

Amit Varma Digitally signed by Amit Varma Date: 2025.01.15 09:31:34 +05'30'



SECTION "AA"

PROJECT:-

GROUP HOUSING PROJECT **NIRALA GRAND**
(FORMERLY KNOWN AS MORPHEUS PRATIKSHA)
DEVELOPED by **M/S SRK BUILDWELL PVT. LTD.** FOR M/S MORPHEUS DEVELOPERS PVT. LTD.
PLOT NO. GH-16A, SECTOR-1,GREATER NOIDA

SIGNATURE AND SEAL OF OWNER :

RAKESH KUMAR Digitally signed by RAKESH KUMAR Date: 2025.01.14 20:49:49 +05'30'

Authorised Signatory

SIGNATURE AND SEAL OF ARCHITECT :

Pankaj Nath Andley Digitally signed by Pankaj Nath Andley Date: 2025.01.14 19:30:32 +05'30'

REVISED SUBMISSION DRAWING

DRG. TITLE:-
FRONT ELEVATION, SIDE ELEVATION & SECTION "AA" (TOWER-B-5)

SCALE:-1:200 | DRG. NO.:- 21

DLT.BY:-Mukesh | DATE:-11/09/2024

ARCHITECTS:-

ANDLEYS ASSOCIATES PVT.LTD.
ARCHITECTS ENGINEERS PLANNERS
39 HOUSING SOCIETY N.D.S.I.I NEW DELHI - 110049

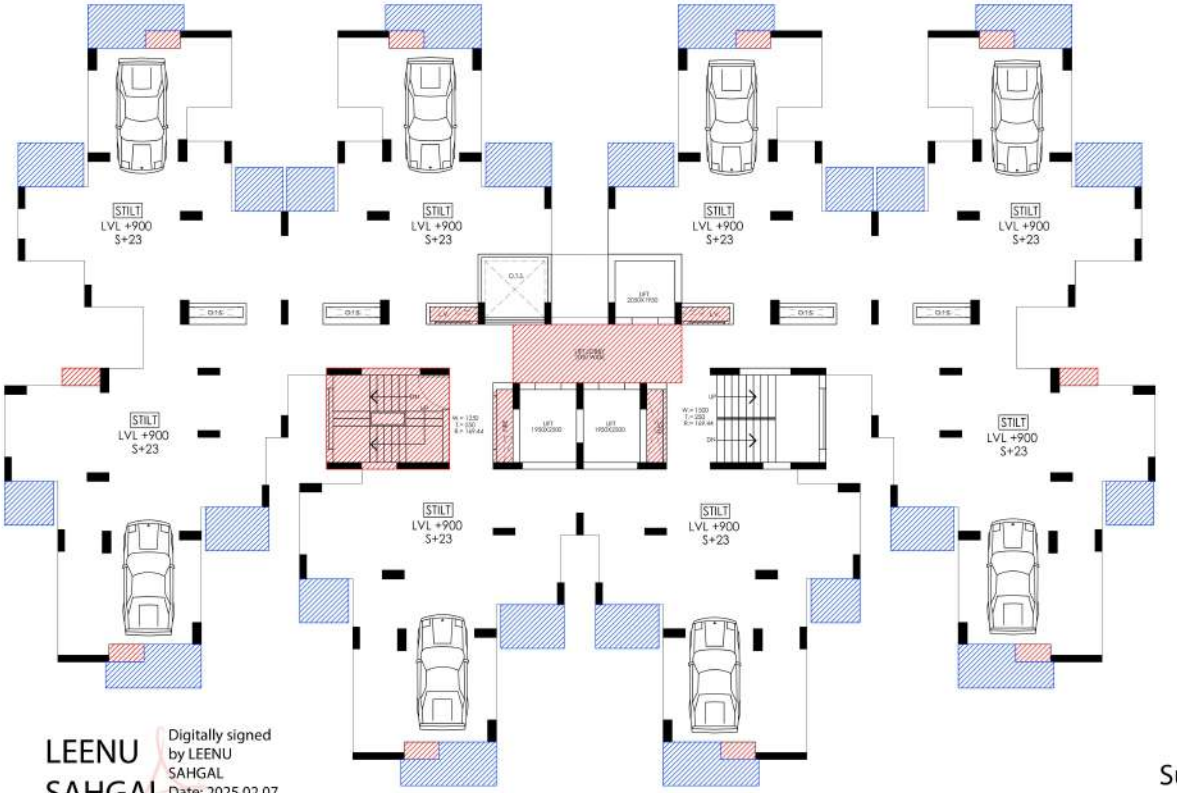

LEENU SAHGAL Digitally signed by LEENU SAHGAL Date: 2025.02.07 16:19:35 +05'30'

TOWER - B4 - STILT FLOOR PLAN

Sudheer Kumar Digitally signed by Sudheer Kumar Date: 2025.01.18 14:43:38 +05'30'

Amit Varma Digitally signed by Amit Varma Date: 2025.01.15 09:28:17 +05'30'

LAL SINGH Digitally signed by LAL SINGH Date: 2025.01.16 12:46:13 +05'30'

SCHEDULE OF DOOR & WINDOWS

SN.	TYPE	SIZE	CILL LVL.	LTL. LVL.
1.	D	750 X 2100	-	2100
2.	D1	900 X 2100	-	2100
3.	D2	1050 X 2100	-	2100
4.	D3	1500 X 2100	-	2100
5.	W	600 X 900	1200	2100
6.	W1	600 X 900	1200	2100
7.	W2	540 X 900	1200	2100
8.	W3	825 X 1200	900	2100
9.	W4	1225 X 1050	1050	2100
10.	W5	450 X 900	1200	2100
11.	DW1	1060 X 2100	-	2100
12.	DW2	1500 X 2100	-	2100
13.	DW3	1555 X 2100	-	2100
14.	DW4	1240 X 2100	-	2100
15.	DW5	2400 X 2100	-	2100
16.	DW6	1105 X 2100	-	2100
17.	DW7	1800 X 2100	-	2100
18.	DW8	1050 X 2100	-	2100
19.	DW9	1790 X 2100	-	2100
20.	DW10	2100 X 2100	-	2100
21.	DW11	2600 X 2100	-	2100

GROUND COVERAGE AREA DETAIL :-

=(TYPE-2X4)+(TYPE-2+SX2)+(TYPE-2+S(a)X2) +(CIRCULATION AREA AT GR. FLOOR)
+(FIRE FIRESCAPE STAIR +CUP BOARD(TYPE 2+TYPE 2+S+TYPE 2+S(a)] + LIFT LOBBY +SERVICE SHAFT+LIFT WELL

=(56.114X4)+(63.68X2)+(63.572X2)+(69.727)+14.676 +[(2.880+3.018+1.440] +11.570 +5.386 +13.747

=(224.456)+(127.36)+(127.144)+(69.727)+(52.717)

=601.404 SQ.M.

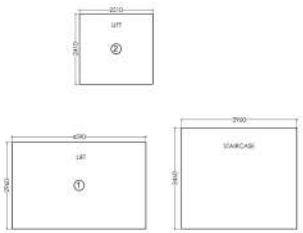

F.A.R AREA DETAIL ON STILT FLOOR :-

=LIFT AREA+STAIRCASE :-

=[(4.590X2.960)+(2.510X2.410)]+(3.960X3.460)

=[(13.586)+(6.049)]+(13.701)

=33.336 SQ.M.

15% ADDITIONAL F.A.R. ON STILT FLOOR:

FIRE STAIRCASE AREA DETAIL						
S.NO.	DIMENSION (M)		DIMENSION (M)			TOTAL (SQ.M.)
1	4.210	X	3.460	=		14.567
A			TOTAL AREA	=		**14.567**

LIFT LOBBY AREA DETAIL						
S.NO.	DIMENSION (M)		DIMENSION (M)			TOTAL (SQ.M.)
1	5.785	X	2.000	=		11.570
B			TOTAL AREA	=		**11.570**

SHAFT AREA DETAIL							
S.NO.	DIMENSION (M)		DIMENSION (M)				TOTAL (SQ.M.)
1	0.600	X	2.300	X	2	=	2.400
2	1.600	X	0.600	X	2	=	1.984
			TOTAL AREA			=	**4.384**

F.A.R AREA DETAIL ON STILT FLOOR :-

=LIFT AREA+STAIRCASE :-

=[(13.586)+(6.049)]+(13.701)

=33.336 SQ.M.

F.A.R AREA DETAIL AT TYPICAL FLOOR:-

=(TYPE-2X4)+(TYPE-2+SX2)+(TYPE-2+S(a)X2)
+(CIRCULATION AREA AT GR. FLOOR):-

=(56.114X4)+(63.680X2)+(63.572X2)+(69.727)

=(224.456)+(127.360)+(127.144)+(69.727)

=548.687 SQ.M.

NON F.A.R.

STILT AREA DETAIL FOR PARKING :-

=(TYPE-2X4)+(TYPE-2+SX2)+(TYPE-2+S(a)X2)

=(56.114X4)+(63.68X2)+(63.572X2)

=(224.456)+(127.36)+(127.144)

=478.96 SQ.M.

15% EXTRA FAR AREA DET. ON STILT FLOOR :-

= FIRESCAPE STAIR + LIFT LOBBY+SERVICE SHAFT:-

= 14.676 + 11.570 +5.386

= **31.632 SQ.M.**

15% EXTRA FAR AR. DETAIL ON TYPICAL FLOOR :-

= FIRESCAPE STAIR +CUP BOARD(TYPE 2+TYPE 2+S
+ TYPE 2+S(a)] + LIFT LOBBY +SERVICE SHAFT

= 14.676 +[(2.880+3.018+1.440] +11.570 +5.386

= **38.97 SQ.M.**

15% EXTRA FAR AREA DETAIL ON ALL FL. OF BLOCK B-4:-

=STILT FLOOR +1ST FLOOR TO 23TH FLOOR
+TERRACE FLOOR
=31.632+(38.970X23)+91.928

=1019.870 SQ.M.

SIGNATURE AND SEAL OF ARCHITECT :

Pankaj Nath Andley Digitally signed by Pankaj Nath Andley Date: 2025.01.14 19:27:12 +05'30'

SIGNATURE AND SEAL OF OWNER :

RAKESH KUMAR Digitally signed by RAKESH KUMAR Date: 2025.01.14 20:38:48 +05'30'
Authorised Signatory

PROJECT :-

GROUP HOUSING PROJECT **NIRALA GRAND (FORMERLY KNOWN AS MORPHEUS PRATIKSHA)** DEVELOPED by **M/S SRK BUILDWELL PVT. LTD.** FOR M/S MORPHEUS DEVELOPERS PVT. LTD.,
PLOT NO. GH-16A, SECTOR-1, GREATER NOIDA

REVISED SUBMISSION DRAWING

DWG. TITLE: TOWER B-4 : STILT FLOOR PLAN

SCALE: 1:200 | DWG. NO. : 15

CLT.BY : Aakash | DATE: 11/09/2024

ARCHITECTS :-

ANDLEYS ASSOCIATES PVT.LTD.
ARCHITECTS ENGINEERS PLANNERS
34 - HOSHANG 100/107 - NEUELE-I NOIDA-201301 - UP

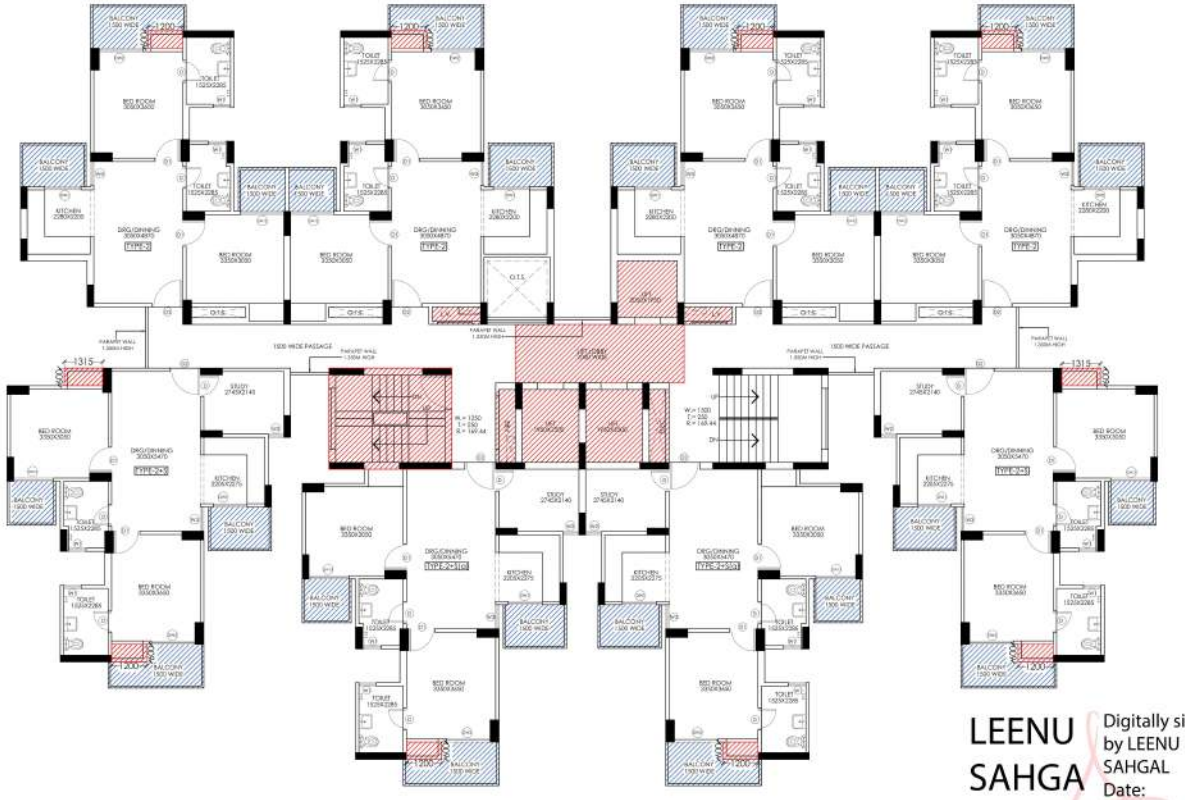

TOWER - B4 - TYPICAL FLOOR PLAN

LEENU SAHGAL Digitally signed by LEENU SAHGAL Date: 2025.02.07 16:21:12 +05'30'

FIRE STAIRCASE AREA DETAIL					
S.NO.	DIMENSION (M)		DIMENSION (M)		TOTAL (SQ.M.)
1	4.210	X	3.440	=	14.561
A			TOTAL AREA	=	**14.561**

LIFT LOBBY AREA DETAIL					
S.NO.	DIMENSION (M)		DIMENSION (M)		TOTAL (SQ.M.)
1	5.700	X	2.000	=	11.570
B			TOTAL AREA	=	**11.570**

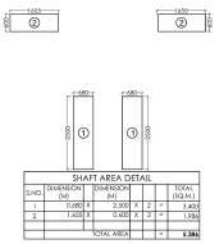

SHAFT AREA DETAIL							
S.NO.	DIMENSION (M)		DIMENSION (M)				TOTAL (SQ.M.)
1	0.680	X	2.500	X	2	=	3.400
2	1.400	X	0.905	X	2	=	2.534
			TOTAL AREA			=	**5.386**

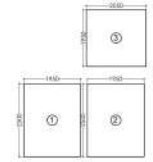

LIFT WELL AREA DETAIL					
S.NO.	DIMENSION (M)		DIMENSION (M)		TOTAL (SQ.M.)
1	1.950	X	2.500	=	4.875
2	1.950	X	2.500	=	4.875
3	2.050	X	1.950	=	3.997
D			TOTAL AREA	=	13.747

F.A.R AREA DETAIL ON STILT FLOOR :-

=LIFT AREA+STAIRCASE :-

=(13.586)+(6.049)]+(13.701)

=33.336 SQ.M.

F.A.R AREA DETAIL AT TYPICAL FLOOR:-

=(TYPE-2X4)+(TYPE-2+SX2)+(TYPE-2+S(a)X2)
+(CIRCULATION AREA AT GR. FLOOR):-

=(56.114X4)+(63.680X2)+(63.572X2)+(69.727)

=(224.456)+(127.360)+(127.144)+(69.727)

=548.687 SQ.M.

15% EXTRA FAR AREA DET. ON STILT FLOOR :-

= FIRESCAPE STAIR + LIFT LOBBY+SERVICE SHAFT:-

= 14.676 + 11.570 +5.386

= **31.632 SQ.M.**

15% EXTRA FAR AR. DETAIL ON TYPICAL FLOOR :-

= FIRESCAPE STAIR +CUP BOARD[TYPE 2+TYPE 2+S
+ TYPE 2+S(a)] + LIFT LOBBY +SERVICE SHAFT

= 14.676 +[(2.880+3.018+1.440] +11.570 +5.386

= **38.97 SQ.M.**

15% EXTRA FAR AREA DETAIL ON ALL FL. OF BLOCK B-4:-

=STILT FLOOR +1ST FLOOR TO 23TH FLOOR
+TERRACE FLOOR
=31.632+(38.970X23)+91.928

=1019.870 SQ.M.

NON F.A.R.

STILT AREA DETAIL FOR PARKING :-

=(TYPE-2X4)+(TYPE-2+SX2)+(TYPE-2+S(a)X2)

=(56.114X4)+(63.68X2)+(63.572X2)

=(224.456)+(127.36)+(127.144)

=478.96 SQ.M.

SCHEDULE OF DOOR & WINDOWS

SN.	TYPE	SIZE	CILL LVL.	LTL. LVL.
1.	D	750 X 2100	-	2100
2.	D1	900 X 2100	-	2100
3.	D2	1050 X 2100	-	2100
4.	D3	1500 X 2100	-	2100
5.	W	600 X 900	1200	2100
6.	W1	600 X 900	1200	2100
7.	W2	540 X 900	1200	2100
8.	W3	825 X 1200	900	2100
9.	W4	1225 X 1050	1050	2100
10.	W5	450 X 900	1200	2100
11.	DW1	1060 X 2100	-	2100
12.	DW2	1500 X 2100	-	2100
13.	DW3	1555 X 2100	-	2100
14.	DW4	1240 X 2100	-	2100
15.	DW5	2400 X 2100	-	2100
16.	DW6	1105 X 2100	-	2100
17.	DW7	1800 X 2100	-	2100
18.	DW8	1050 X 2100	-	2100
19.	DW9	1790 X 2100	-	2100
20.	DW10	2100 X 2100	-	2100
21.	DW11	2600 X 2100	-	2100

LAL SINGH Digitally signed by LAL SINGH Date: 2025.01.16 12:47:28 +05'30'

Amit Varma Digitally signed by Amit Varma Date: 2025.01.15 09:28:51 +05'30'

Sudheer Kumar Digitally signed by Sudheer Kumar Date: 2025.01.18 14:44:13 +05'30'

CIRCULATION AREA ON TYPICAL FLOOR:

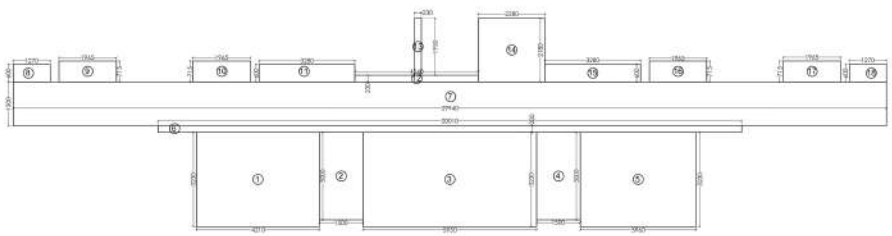

O.T.S. AREA DETAIL							
S.NO.	DIMENSION (M)		DIMENSION (M)				TOTAL (SQ.M.)
1	1.800	X	0.390	X	4	=	2.728
2	2.000	X	1.990	X	1	=	3.980
			TOTAL AREA			=	**6.708**

CIRCULATION AREA DETAIL					
1	4.210	X	3.230	=	13.598
2	1.500	X	3.000	=	4.500
3	5.950	X	3.230	=	19.219
4	1.500	X	3.000	=	4.500
5	3.960	X	3.230	=	12.791
6	30.010	X	0.230	=	6.902
7	29.940	X	1.500	=	44.910
8	1.270	X	0.600	=	0.762
9	1.965	X	0.715	=	1.405
10	1.965	X	0.715	=	1.405
11	3.280	X	0.600	=	1.968
12	4.240	X	0.230	=	0.975
13	0.230	X	1.950	=	0.449
14	2.280	X	2.180	=	4.970
15	3.280	X	0.600	=	1.968
16	1.965	X	0.715	=	1.405
17	1.965	X	0.715	=	1.405
18	1.500	X	0.600	=	0.900
			TOTAL AREA	=	121.732

COVERED AREA OF CIRCULATION AT ONE FLOOR:-

=TOTAL CIRCULATION AREA -(FIRE STAIRCASE
+ LIFT LOBBY+LIFT WELL+SERVICE SHAFT +O.T.S.)

=(121.732-[14.567+11.570+13.747+5.386+6.735)
=(121.732-[52.005)

=69.727

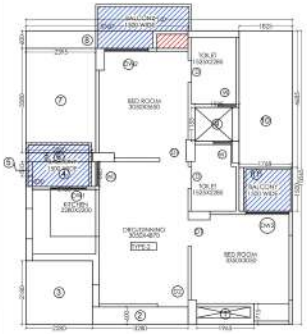

TYPE 2 FAR AREA DETAIL					
	9.140	X	10.065	=	**91.994**
	DEDUCTIONS				
S.NO.	DIMENSION (M)		DIMENSION (M)		TOTAL (SQ.M.)
1	1.965	X	0.715	=	1.405
2	3.280	X	0.600	=	1.968
3	2.280	X	2.180	=	4.970
4	2.165	X	0.860	=	1.862
5	0.230	X	0.510	=	0.117
6	2.280	X	0.300	=	0.684
7	2.395	X	3.580	=	8.574
8	5.560	X	0.600	=	3.336
9	1.525	X	1.155	=	1.761
10	1.825	X	4.665	=	8.550
11	1.768	X	1.500	=	2.652
			TOTAL DEDUCTIONS	=	**35.880**
			NET FAR AREA	=	**56.114**

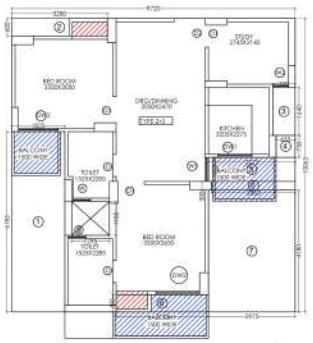

TYPE 2+S FAR AREA DETAIL					
	9.72	X	10.065	=	**97.832**
	DEDUCTIONS				
S.NO.	DIMENSION (M)		DIMENSION (M)		TOTAL (SQ.M.)
1	1.825	X	6.185	=	11.288
2	3.280	X	0.600	=	1.968
3	0.770	X	1.640	=	1.263
4	0.655	X	0.750	=	0.491
5	2.975	X	0.825	=	2.454
6	2.860	X	0.300	=	0.858
7	4.180	X	2.975	=	12.436
8	3.165	X	0.600	=	1.899
9	1.295	X	1.155	=	1.496
			TOTAL DEDUCTIONS	=	**34.152**
			NET FAR AREA	=	**63.680**

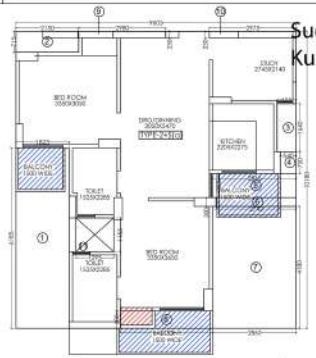

TYPE 2+S(a) FAR AREA DETAIL					
	9.605	X	10.180	=	**97.779**
	DEDUCTIONS				
S.NO.	DIMENSION (M)		DIMENSION (M)		TOTAL (SQ.M.)
1	1.825	X	6.185	=	11.288
2	2.150	X	0.715	=	1.537
3	0.655	X	1.640	=	1.074
4	0.540	X	0.750	=	0.405
5	2.860	X	0.825	=	2.360
6	2.742	X	0.300	=	0.823
7	2.860	X	4.180	=	11.955
8	3.165	X	0.600	=	1.899
9	2.980	X	0.230	=	0.685
10	2.980	X	0.230	=	0.685
11	1.295	X	1.155	=	1.496
			TOTAL DEDUCTIONS	=	**34.206**
			NET FAR AREA	=	**63.572**

SIGNATURE AND SEAL OF ARCHITECT :

Pankaj Nath Andley Digitally signed by Pankaj Nath Andley Date: 2025.01.14 19:27:45 +05'30'

SIGNATURE AND SEAL OF OWNER :

RAKESH KUMAR Digitally signed by RAKESH KUMAR Date: 2025.01.14 20:39:05 +05'30'

Authorised Signatory

PROJECT :-

GROUP HOUSING PROJECT **NIRALA GRAND (FORMERLY KNOWN AS MORPHEUS PRATIKSHA)** DEVELOPED by **M/S SRK BUILDWELL PVT. LTD.** FOR M/S MORPHEUS DEVELOPERS PVT. LTD.
PLOT NO. GH-16A, SECTOR-1, GREATER NOIDA

REVISED SUBMISSION DRAWING

DRG. TITLE :

TOWER B-4 ; TYPICAL FLOOR PLAN

SCALE : 1:200 | DWG. NO. : 6

DATE : 11/09/2024

ARCHITECTS :-

ANDLEYS ASSOCIATES PVT.LTD.
ARCHITECTS ENGINEERS PLANNERS
34 HOSHANG SOCIETY NEHRU PLACE NEW DELHI - 110019

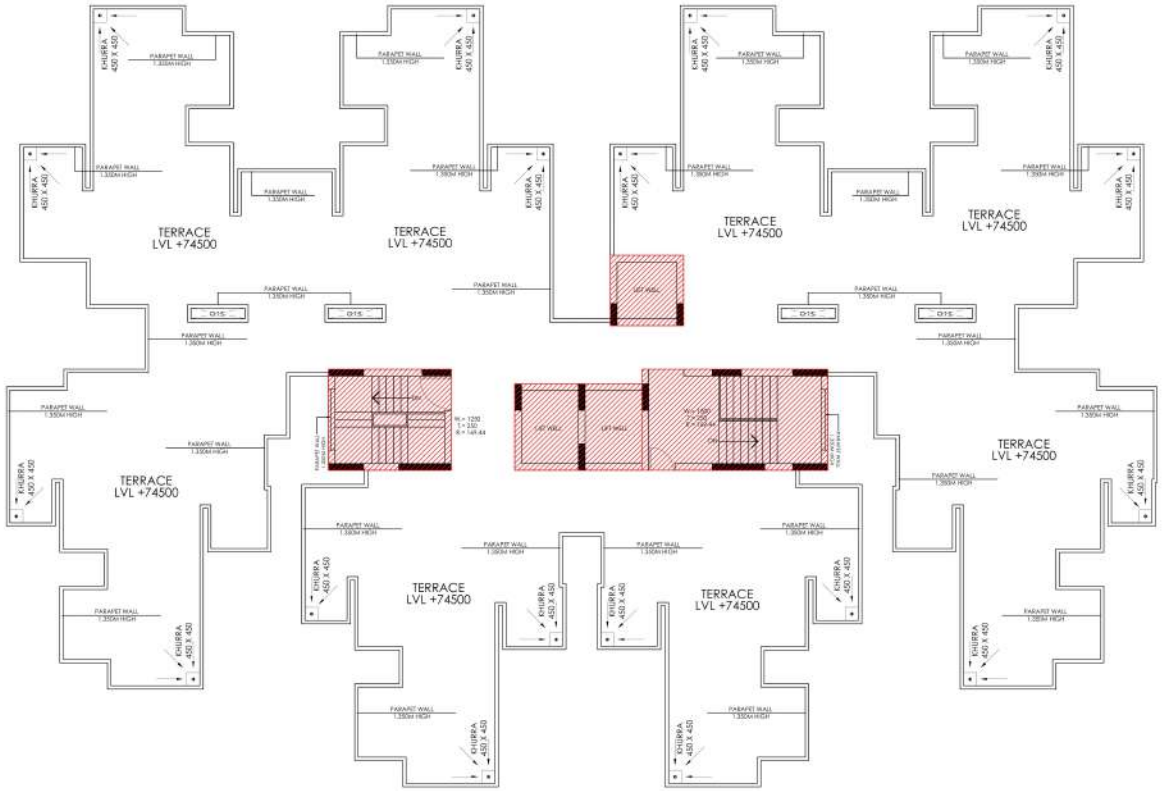

TOWER - B4 - TERRACE PLAN

15% EXTRA FAR AR. DETAIL AT TERRACE FLOOR :-

= MUMTY + O.H.W.TANK + MACHINE ROOM AREA

=36.607 + 36.607 + 18.714

= **91.928 SQ.M.**

LEENU SAHGAL Digitally signed by LEENU SAHGAL Date: 2025.02.07 16:21:54 +05'30'

Sudheer Kumar Digitally signed by Sudheer Kumar Date: 2025.01.18 14:44:41 +05'30'

LAL SINGH Digitally signed by LAL SINGH Date: 2025.01.16 12:48:40 +05'30'

Amit Varma Digitally signed by Amit Varma Date: 2025.01.15 09:29:18 +05'30'

SCHEDULE OF DOOR & WINDOWS

SN.	TYPE	SIZE	CILL LVL.	LTL. LVL.
1.	D	750 X 2100	-	2100
2.	D1	900 X 2100	-	2100
3.	D2	1050 X 2100	-	2100
4.	D3	1500 X 2100	-	2100
5.	W	600 X 900	1200	2100
6.	W1	600 X 900	1200	2100
7.	W2	540 X 900	1200	2100
8.	W3	825 X 1200	900	2100
9.	W4	1225 X 1050	1050	2100
10.	W5	450 X 900	1200	2100
11.	DW1	1060 X 2100	-	2100
12.	DW2	1500 X 2100	-	2100
13.	DW3	1555 X 2100	-	2100
14.	DW4	1240 X 2100	-	2100
15.	DW5	2400 X 2100	-	2100
16.	DW6	1105 X 2100	-	2100
17.	DW7	1800 X 2100	-	2100
18.	DW8	1050 X 2100	-	2100
19.	DW9	1790 X 2100	-	2100
20.	DW10	2100 X 2100	-	2100
21.	DW11	2600 X 2100	-	2100

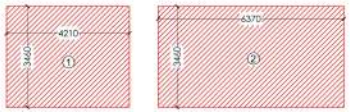

MUMTY AREA DIAGRAM

MUMTY DETAIL

S.NO.	DIMENSION (M)		DIMENSION (M)		TOTAL (SQ.M.)
1	4.210	X	3.460	=	14.567
2	6.370	X	3.460	=	22.040
			TOTAL AREA	=	**36.607**

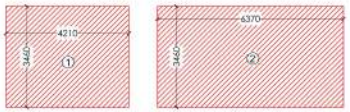

OVER HEAD TANK AREA DIAGRAM

O.H.W. TANK DETAIL

S.NO.	DIMENSION (M)		DIMENSION (M)		TOTAL (SQ.M.)
1	4.210	X	3.460	=	14.567
2	6.370	X	3.460	=	22.040
			TOTAL AREA	=	**36.607**



MACHINE ROOM AREA DIAGRAM

MACHINE ROOM DETAIL

S.NO.	DIMENSION (M)		DIMENSION (M)		TOTAL (SQ.M.)
1	2.410	X	2.410	=	5.808
2	4.360	X	2.940	=	12.906
			TOTAL AREA	=	**18.714**

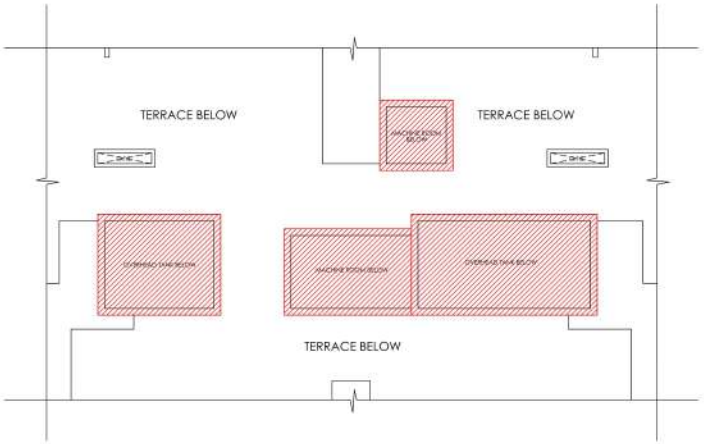

TOWER - B4 - PART PLAN FOR WATER TANK

SIGNATURE AND SEAL OF ARCHITECT :

Pankaj Nath Andley Digitally signed by Pankaj Nath Andley Date: 2025.01.14 19:28:17 +05'30'

SIGNATURE AND SEAL OF OWNER :

RAKESH KUMAR Digitally signed by RAKESH KUMAR Date: 2025.01.14 20:39:21 +05'30'

Authorised Signatory

PROJECT :-

GROUP HOUSING PROJECT **NIRALA GRAND (FORMERLY KNOWN AS MORPHEUS PRATIKSHA)** DEVELOPED by **M/S SRK BUILDWELL PVT. LTD.** FOR M/S MORPHEUS DEVELOPERS PVT. LTD. PLOT NO. GH-16A, SECTOR-1, GREATER NOIDA

REVISED SUBMISSION DRAWING

DWG. TITLE :-

TOWER B-4 ; TERRACE FLOOR PLAN

SCALE: 1:200 | DWG. NO. : T2

DLT.BY : Prakash | DATE: 11/09/2024

ARCHITECTS :-

ANDLEYS ASSOCIATES PVT.LTD.

ARCHITECTS ENGINEERS PLANNERS

34 HOUSING SOCIETY NAZULA NEW DELHI - 110048



FRONT ELEVATION



LEFT SIDE ELEVATION

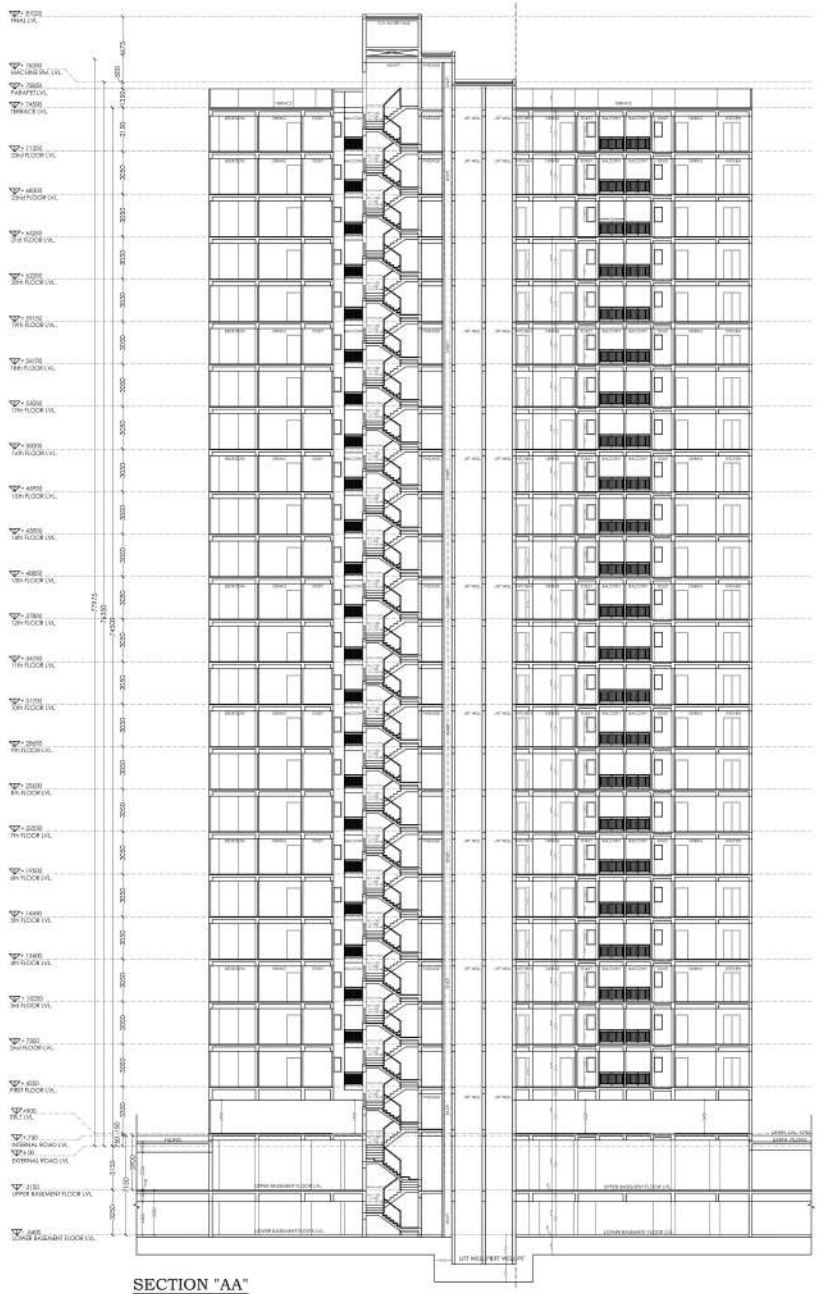

SECTION "AA"

LEENU SAHGAL Digitally signed by LEENU SAHGAL Date: 2025.02.07 16:22:38 +05'30'

LAL SINGH Digitally signed by LAL SINGH Date: 2025.01.16 12:49:51 +05'30'

Amit Varma Digitally signed by Amit Varma Date: 2025.01.15 09:29:52 +05'30'

Sudheer Kumar Digitally signed by Sudheer Kumar Date: 2025.01.18 14:45:28 +05'30'

PROJECT:-

GROUP HOUSING PROJECT **NIRALA GRAND**
(FORMERLY KNOWN AS MORPHEUS PRATIKSHA)
DEVELOPED by **M/S SRK BUILDWELL PVT. LTD.** FOR M/S MORPHEUS DEVELOPERS PVT. LTD.
PLOT NO. GH-16A, SECTOR-1,GREATER NOIDA

SIGNATURE AND SEAL OF OWNER : RAKESH KUMAR Digitally signed by RAKESH KUMAR Date: 2025.01.14 20:45:19 +05'30' Authorised Signatory

SIGNATURE AND SEAL OF ARCHITECT : Pankaj Nath Andley Digitally signed by Pankaj Nath Andley Date: 2025.01.14 19:28:53 +05'30'

REVISED SUBMISSION DRAWING

ORG. TITLE:- FRONT ELEVATION, SIDE ELEVATION & SECTION "AA" (TOWER-B-4)

SCALE:- 1:200 | ORG. NO.:- 18

DLT.BY:- Mukesh | DATE:-11/09/2024

ARCHITECTS:-

ANDLEYS ASSOCIATES PVT.LTD.
ARCHITECTS ENGINEERS PLANNERS
24 HOUSING SOCIETY N.D.S.I.I NEW DELHI - 110049

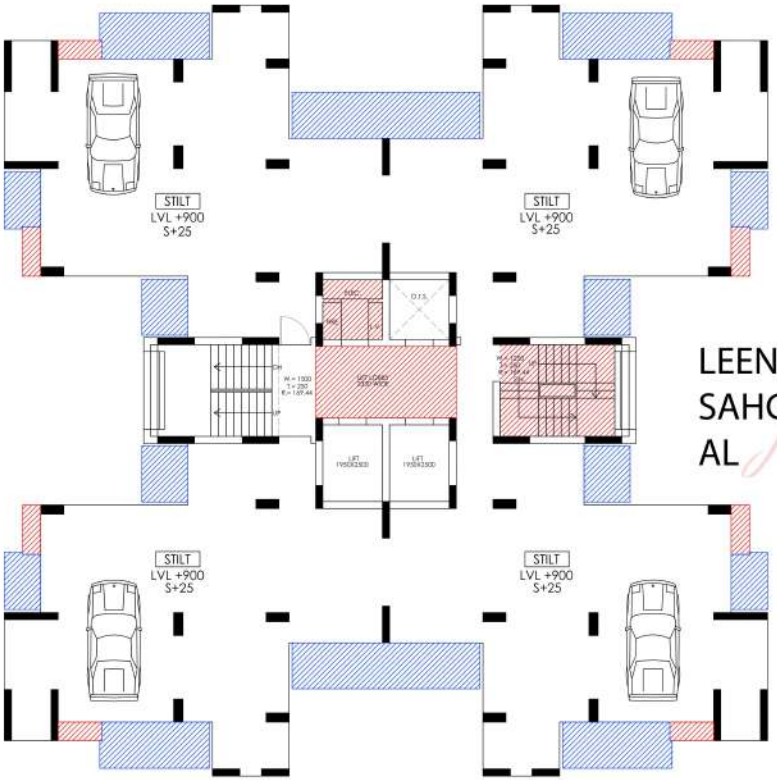

TOWER - B5 - STILT FLOOR PLAN

LEENU SAHGAL Digitally signed by LEENU SAHGAL Date: 2025.02.07 16:23:18 +05'30'

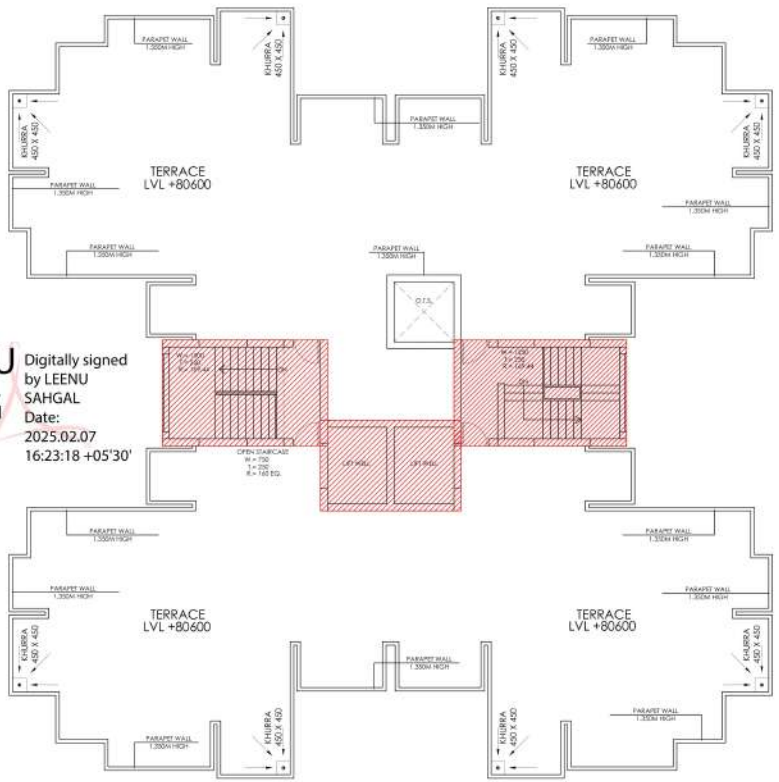

TOWER - B5 - TERRACE FLOOR PLAN

GROUND COVERAGE AREA DETAIL :-

=(CIRCULATION AREA AT TYPICAL FLOOR)+ (TYPE-3X4)+FIRESCAPE STAIR +CUP BOARD(TYPE 3)+ LIFT LOBBY +SERVICE SHAFT +LIFT WELL:-

=29.683+(87.81X4)+ 12.63+7.320+10.695+4.251 +9.750

=425.569 SQ.M.

F.A.R AREA DETAIL ON STILT FLOOR :-

=LIFT AREA+STAIRCASE :-

=(13.586)+(15.293)

= **28.879 SQ.M.**

F.A.R. AREA DETAIL AT TYPICAL FLOOR:-

=(TYPE-3X4)+(CIRCULATION AREA AT ONE FLOOR):-

=(87.81X4)+(29.683)

=(351.24)+(29.683)

= **380.923 SQ.M.**

15% EXTRA FAR AREA DET. ON STILT FLOOR :-

= FIRESCAPE STAIR + LIFT LOBBY+SERVICE SHAFT:-

= 12.63+10.695+4.251

= **27.576 SQ.M.**

15% EXTRA FAR AR. DETAIL ON TYPICAL FLOOR :-

= FIRESCAPE STAIR +CUP BOARD(TYPE 3) + LIFT LOBBY +SERVICE SHAFT

= 12.63+7.32+10.695+4.251

= **34.896 SQ.M.**

15% EXTRA FAR AREA DETAIL ON ALL FL. OF BLOCK B-5:-

=STILT FLOOR +1ST FLOOR TO 25TH FLOOR +TERRACE FLOOR
=27.576+(34.896X25)+91.928

=989.890 SQ.M.

SCHEDULE OF DOOR & WINDOWS

SN.	TYPE	SIZE	CILL LVL.	LTL LVL.
1.	D	750 X 2100	-	2100
2.	D1	900 X 2100	-	2100
3.	D2	1050 X 2100	-	2100
4.	D3	1500 X 2100	-	2100
5.	W	600 X 900	1200	2100
6.	W1	600 X 900	1200	2100
7.	W2	540 X 900	1200	2100
8.	W3	825 X 1200	900	2100
9.	W4	1225 X 1050	1050	2100
10.	W5	450 X 900	1200	2100
11.	DW1	1060 X 2100	-	2100
12.	DW2	1500 X 2100	-	2100
13.	DW3	1555 X 2100	-	2100
14.	DW4	1240 X 2100	-	2100
15.	DW5	2400 X 2100	-	2100
16.	DW6	1105 X 2100	-	2100
17.	DW7	1800 X 2100	-	2100
18.	DW8	1050 X 2100	-	2100
19.	DW9	1790 X 2100	-	2100
20.	DW10	2100 X 2100	-	2100
21.	DW11	2600 X 2100	-	2100

LAL SINGH Digitally signed by LAL SINGH Date: 2025.01.16 12:51:15 +05'30'

15% ADDITIONAL F.A.R. ON STILT FLOOR:



FIRE STAIRCASE AREA DETAIL						
S.NO.	DIMENSION (M)		DIMENSION (M)		TOTAL (SQ.M.)
1	4.210	X	3.000	=	12.630
A			TOTAL AREA	=	12.630

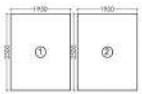

LIFT WELL AREA DETAIL					
S.NO.	DIMENSION (M)		DIMENSION (M)		TOTAL (SQ.M.)
1	1.950	X	2.500	=	4.875
2	1.950	X	2.500	=	4.875
D			TOTAL AREA	=	9.750

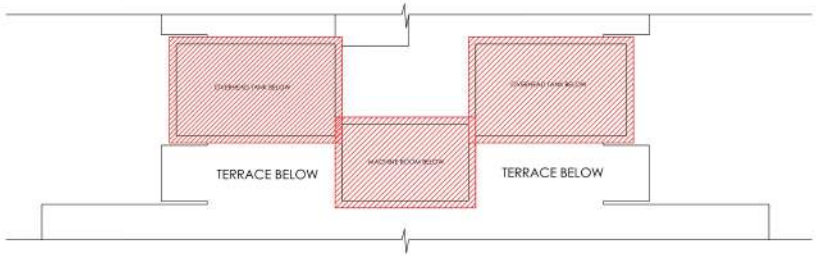

TOWER - B5 - PART PLAN FOR WATER TANK

NON F.A.R.

STILT AREA DETAIL FOR PARKING :-

=(TYPE-3X4)

=(87.81X4)

=351.24 SQ.M.

15% EXTRA FAR AR. DETAIL AT TERRACE FLOOR

= MUMTY + O.H.W.TANK + MACHINE ROOM AREA

=38.164 + 38.164 + 13.586

= **89.914 SQ.M.**

Amit Varma Digitally signed by Amit Varma Date: 2025.01.15 09:30:18 +05'30'

Sudheer Kumar Digitally signed by Sudheer Kumar Date: 2025.01.18 14:46:02 +05'30'

MACHINE ROOM AREA DIAGRAM

MACHINE ROOM DETAIL					
S.NO.	DIMENSION (M)		DIMENSION (M)		TOTAL (SQ.M.)
1	4.590	X	2.940	=	13.586
			TOTAL AREA	=	13.586

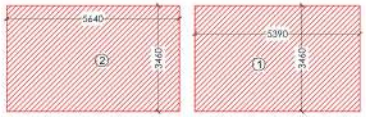

OVER HEAD TANK AREA DIAGRAM

O.H.W. TANK DETAIL					
S.NO.	DIMENSION (M)		DIMENSION (M)		TOTAL (SQ.M.)
1	5.390	X	3.460	=	18.649
2	5.640	X	3.460	=	19.514
			TOTAL AREA	=	38.163



MUMTY AREA DIAGRAM

MUMTY DETAIL					
S.NO.	DIMENSION (M)		DIMENSION (M)		TOTAL (SQ.M.)
1	5.390	X	3.460	=	18.649
2	5.640	X	3.460	=	19.514
			TOTAL AREA	=	38.163

SIGNATURE AND SEAL OF ARCHITECT :

Pankaj Nath Andley Digitally signed by Pankaj Nath Andley Date: 2025.01.14 19:29:27 +05'30'

SIGNATURE AND SEAL OF OWNER :

RAKESH KUMAR Digitally signed by RAKESH KUMAR Date: 2025.01.14 20:49:08 +05'30'

Authorised Signatory

PROJECT :-

GROUP HOUSING PROJECT **NIRALA GRAND (FORMERLY KNOWN AS MORPHEUS PRATIKSHA)** DEVELOPED by **M/S SRK BUILDWELL PVT. LTD.** FOR M/S MORPHEUS DEVELOPERS PVT. LTD. PLOT NO. GH-16A, SECTOR-1, GREATER NOIDA

REVISED SUBMISSION DRAWING

DWG. TITLE : TOWER B-5 : GROUND & TERRACE FLOOR PLAN

SCALE : 1:200 | DWG. NO. : T-9

CLIENT : AAKASHI | DATE : 11/09/2024

ARCHITECTS :-

ANDLEYS ASSOCIATES PVT.LTD.

ARCHITECTS ENGINEERS PLANNERS

34 - HOSIERY - 100007 - NEW DELHI - 110048

SCHEDULE OF DOOR & WINDOWS

SN.	TYPE	SIZE	CILL LVL.	LTL. LVL.
1.	D	1800 X 2100	-	2100
2.	D1	1000 X 2100	-	2100
3.	D2	1200 X 2100	-	2100
4.	D3	2100 X 2100	-	2100
5.	D4	2400 X 2100	-	2100
6.	D5	900 X 2100	-	2100
7.	W	1800 X 1200	900	2100
8.	W1	2400 X 1200	900	2100
9.	W2	3000 X 1200	900	2100

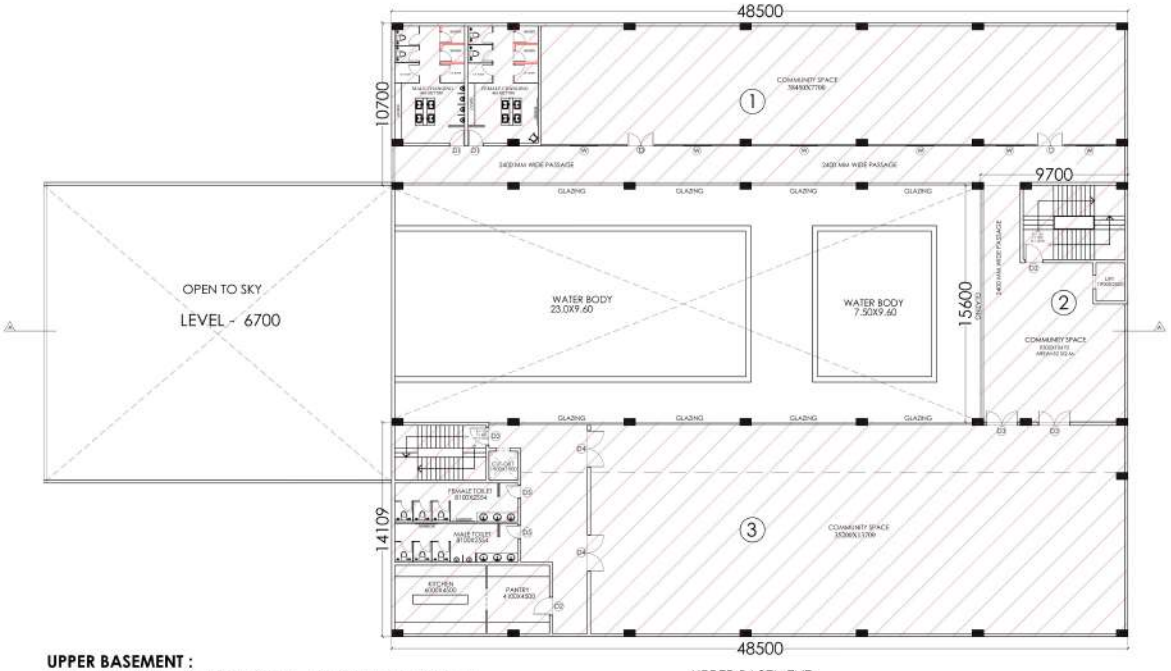

UPPER BASEMENT

UPPER BASEMENT :
15% FACILITY F.A.R AREA DETAIL AT COMMUNITY HALL :

=(48.500X10.700)+(9.700X15.600)+(48.500X14.109)
=(518.950)+(151.320)+(684.286)

= **1,354.556 SQ.M.**

FIRST FLOOR PLAN

FIRST FLOOR :
15% FACILITY F.A.R AREA DETAIL AT COMMUNITY HALL :

=(48.500X16.000)+(8.500X3.800)
=(776.000)+(32.300)

= **808.300 SQ.M.**

Amit Varma Digitally signed by Amit Varma Date: 2025.01.15 09:50:52 +05'30'

LAL SINGH Digitally signed by LAL SINGH Date: 2025.01.16 13:37:03 +05'30'

Sudheer Kumar Digitally signed by Sudheer Kumar Date: 2025.01.18 15:09:57 +05'30'

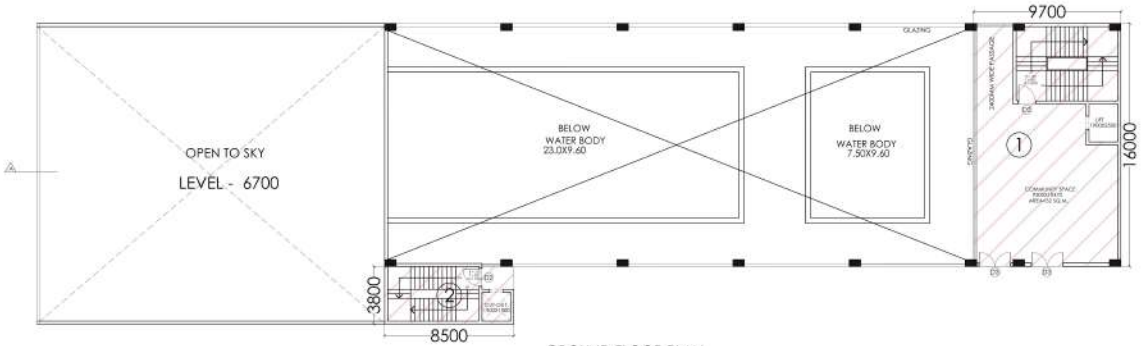

GROUND FLOOR PLAN

GROUND FLOOR :
15% FACILITY F.A.R AREA DETAIL AT COMMUNITY HALL :

=(9.70X16.000)+(8.500X3.800)-LIFT WELL
=(155.2)+(32.300)-(3.610)

= **183.89 SQ.M.**

GROUND FLOOR :
F.A.R AREA DETAIL AT COMMUNITY HALL :

=(1.900X1.900)

= **3.610 SQ.M.**

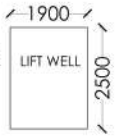

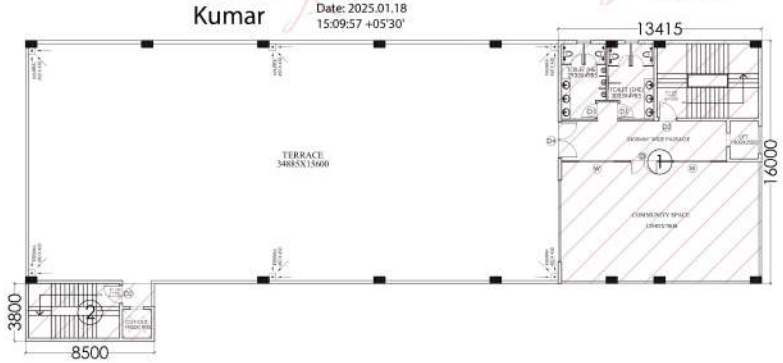

TERRACE FLOOR PLAN

TERRACE :
15% FACILITY F.A.R AREA DETAIL AT COMMUNITY HALL :

=(13.415X16.000)+(8.500X3.800)
=(214.640)+(32.300)

= **246.940 SQ.M.**

PROJECT:-
GROUP HOUSING PROJECT **NIRALA GRAND**
(FORMERLY KNOWN AS MORPHEUS PRATIKSHA)
DEVELOPED by **M/S SRK BUILDWELL PVT. LTD.** FOR M/S MORPHEUS DEVELOPERS PVT. LTD.
PLOT NO. GH-16A, SECTOR-1,GREATER NOIDA

SIGNATURE AND SEAL OF OWNER : RAKESH KUMAR Digitally signed by RAKESH KUMAR Date: 2025.01.14 09:11:53 +05'30' Authorised Signatory

SIGNATURE AND SEAL OF ARCHITECT : Pankaj Nath Andley Digitally signed by Pankaj Nath Andley Date: 2025.01.14 20:04:01 +05'30'

REVISED SUBMISSION DRAWING
DRG. TITLE:- COMMUNITY
SCALE:- 1:200 | DRG. NO.:- 51
DLT.BY:- Mukesh | DATE:-11/09/2024

ARCHITECTS:-
ANDLEYS ASSOCIATES PVT.LTD.
ARCHITECTS ENGINEERS PLANNERS
39 HOUSING SOCIETY N.D.S.I.I NEW DELHI - 110049

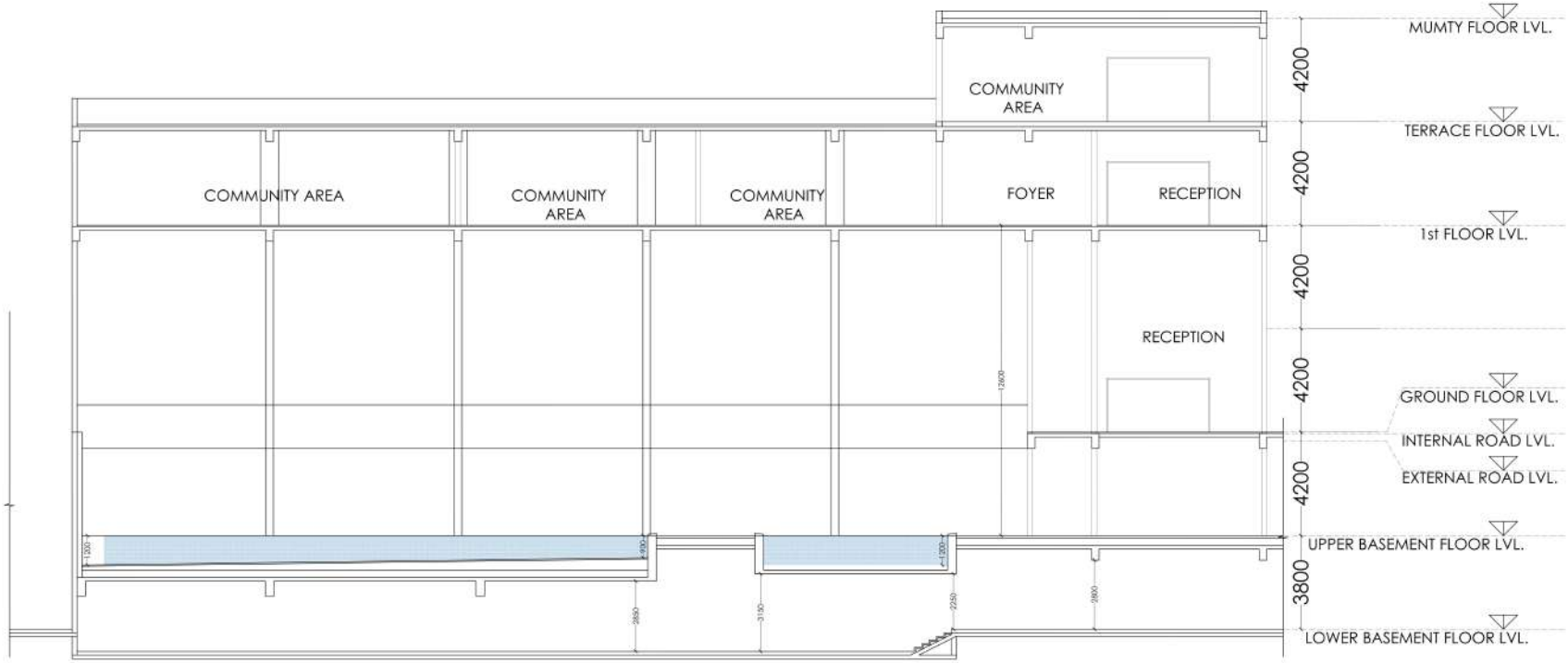

SECTION-AA

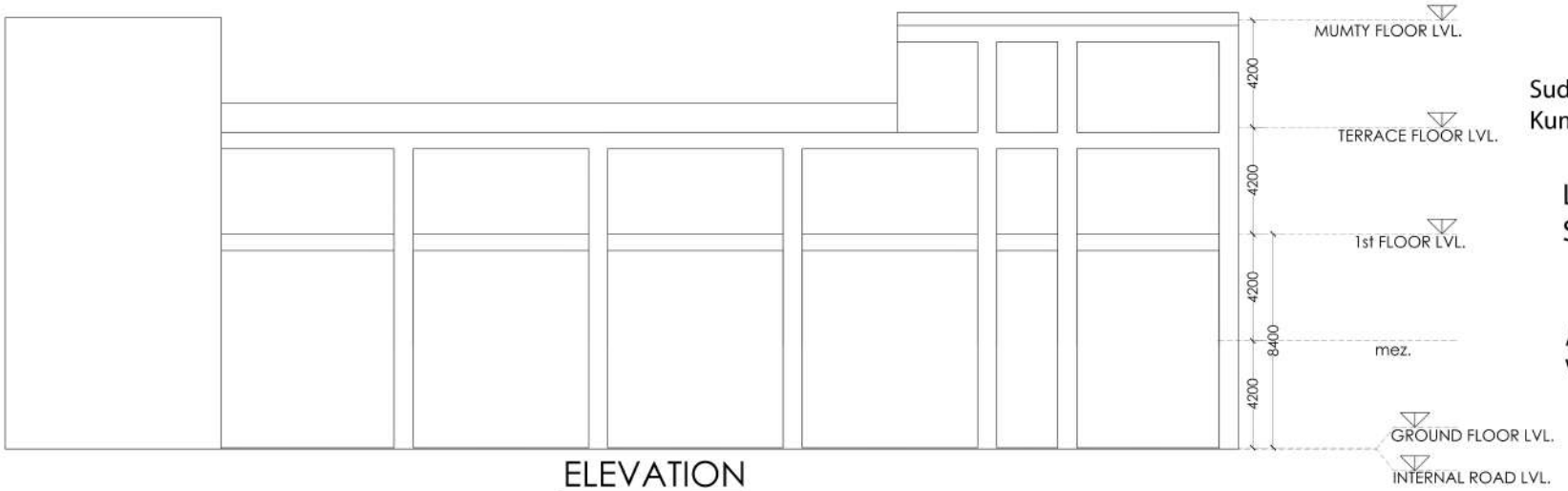

ELEVATION

Sudheer Kumar — Digitally signed by Sudheer Kumar Date: 2025.01.18 15:10:57 +05'30'

LAL SINGH — Digitally signed by LAL SINGH Date: 2025.01.16 13:38:34 +05'30'

Amit Varma — Digitally signed by Amit Varma Date: 2025.01.15 09:51:37 +05'30'

PROJECT:-

GROUP HOUSING PROJECT **NIRALA GRAND**
(FORMERLY KNOWN AS MORPHEUS PRATIKSHA)
DEVELOPED by **M/S SRK BUILDWELL PVT. LTD.** FOR M/S MORPHEUS DEVELOPERS PVT. LTD.
PLOT NO. GH-16A, SECTOR-1,GREATER NOIDA

SIGNATURE AND SEAL OF OWNER : RAKESH KUMAR — Digitally signed by RAKESH KUMAR Date: 2025.01.14 20:18:46 +05'30' — Authorised Signatory

SIGNATURE AND SEAL OF ARCHITECT : Pankaj Nath Andley — Digitally signed by Pankaj Nath Andley Date: 2025.01.14 20:04:25 +05'30'

REVISED SUBMISSION DRAWING

DRG. TITLE:- COMMUNITY-ELEVATION & SECTION

SCALE:- 1:200 | DRG. NO.:- 52

DLT.BY:-Mukesh | DATE-11/09/2024

ARCHITECTS:-

ANDLEYS ASSOCIATES PVT.LTD.
ARCHITECTS ENGINEERS PLANNERS
24 HOUSING SOCIETY N.D.S.I.I NEW DELHI - 110049

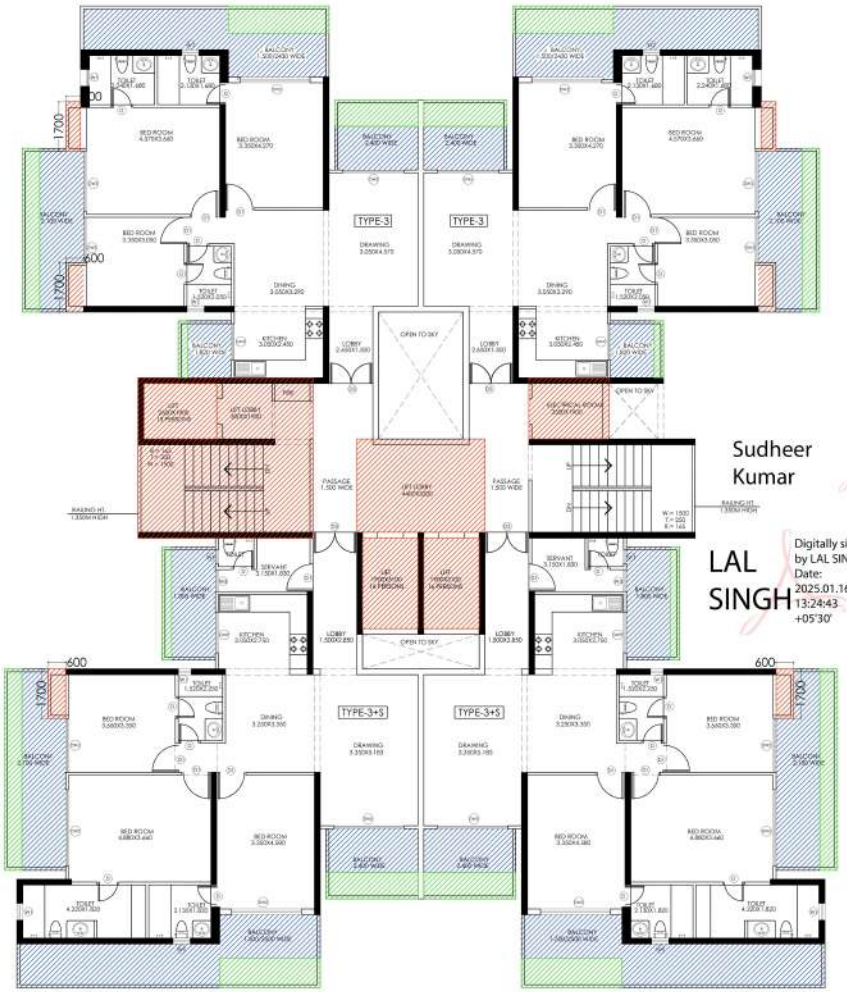

Sudheer Kumar

Digitally signed by Sudheer Kumar
Date: 2025.01.18 15:02:47 +05'30'

LAL SINGH

Digitally signed by LAL SINGH
Date: 2025.01.16 13:24:43 +05'30'

GRAND-4 - FLOOR : 4TH, 8TH, 12TH, 16TH, 20TH, 24TH, 28TH & 32ND

CIRCULATION AREA ON TYPICAL FLOOR:

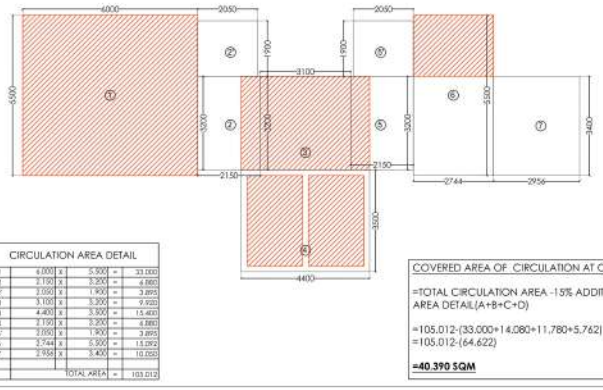

CIRCULATION AREA DETAIL					
1	6.000	X	5.500	=	33.000
2	2.150	X	3.200	=	6.880
2'	2.050	X	1.900	=	3.895
3	3.100	X	3.200	=	9.920
4	4.400	X	3.500	=	15.400
5	2.150	X	3.200	=	6.880
5'	2.050	X	1.900	=	3.895
6	2.744	X	5.500	=	15.092
7	2.956	X	3.400	=	10.050
			TOTAL AREA	=	103.012

COVERED AREA OF CIRCULATION AT ONE FLOOR:-

=TOTAL CIRCULATION AREA -15% ADDITIONAL F.A.R AREA DETAIL(A+B+C+D)

=105.012-(33.000+14.080+11.780+5.762)
=105.012-(64.622)

=40.390 SQM

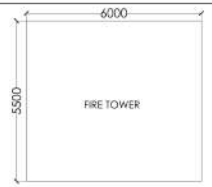

FIRE TOWER					
S.NO.	DIMENSION (M)		DIMENSION (M)		TOTAL (SQ.M.)
1	6.000	X	5.500	=	33.000
A			TOTAL AREA	=	33.000

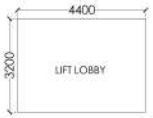

LIFT LOBBY AREA DETAIL					
S.NO.	DIMENSION (M)		DIMENSION (M)		TOTAL (SQ.M.)
1	4.400	X	3.200	=	14.080
B			TOTAL AREA	=	14.080

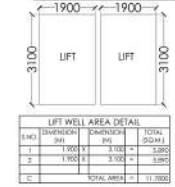

LIFT WELL AREA DETAIL					
S.NO.	DIMENSION (M)		DIMENSION (M)		TOTAL (SQ.M.)
1	1.900	X	3.100	=	5.890
2	1.900	X	3.100	=	5.890
C			TOTAL AREA	=	11.780

SERVICE AREA DETAIL					
S.NO.	DIMENSION (M)		DIMENSION (M)		TOTAL (SQ.M.)
1	2.744	X	2.100	=	5.762
D			TOTAL AREA	=	5.762

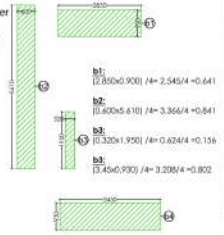

TYPE 3 FAR AREA DETAIL					
	11.670	X	11.440	=	**133.505**
b1			as/figure	=	0.6410
b2			as/figure	=	0.8410
b3			as/figure	=	0.1560
b4			as/figure	=	0.8020
			TOTAL	=	**135.945**
	DEDUCTIONS				
S.NO.	DIMENSION (M)		DIMENSION (M)		TOTAL (SQ.M.)
1	0.100	X	9.460	=	0.946
2	5.070	X	2.450	=	12.422
3	2.800	X	0.200	=	0.560
4	1.450	X	2.450	=	3.553
5	3.150	X	4.120	=	12.978
6	3.450	X	0.930	=	3.209
			TOTAL DEDUCTIONS	=	**33.667**
			NET FAR AREA	=	**102.278**

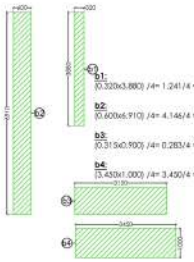

TYPE 3+S FAR AREA DETAIL					
	13.850	X	14.110	=	**195.424**
b1			as/figure	=	0.3100
b2			as/figure	=	1.0360
b3			as/figure	=	0.0700
			TOTAL	=	**196.840**
	DEDUCTIONS				
S.NO.	DIMENSION (M)		DIMENSION (M)		TOTAL (SQ.M.)
1	3.450	X	3.947	=	13.617
2	2.000	X	1.180	=	2.360
3	2.200	X	3.500	=	7.700
4	6.800	X	4.680	=	31.824
5	3.450	X	1.000	=	3.450
6	1.670	X	7.210	=	12.041
7	3.350	X	0.200	=	0.670
			TOTAL DEDUCTIONS	=	**71.662**
			NET FAR AREA	=	**125.178**

F.A.R AREA DETAIL ON STILT FLOOR :-

=LIFT AREA+STAIRCASE +ENT. LOBBY:-

=(4.40X3.50)+(5.700X3.40)+(194.257)

=229.037 SQ.M.

F.A.R AREA DETAIL AT FIRST FLOOR:-

=(TYPE-3+SX2)+CIRCULATION AREA AT TYPICAL FLOOR :-

=(125.178X2)+(40.390)

= 290.746 SQ.M.

F.A.R AREA DETAIL AT TYPICAL FLOOR:-

=(TYPE-3X2)+(TYPE-3+SX2)+(CIRCULATION AREA AT TYPICAL FLOOR) :-
=(101.476X2)+(125.178X2)+(40.390)

=493.698 SQ.M.

F.A.R AREA DETAIL AT 4TH, 8TH, 12TH, 16TH, 20TH, 24TH, 28TH & 32ND:-

=(TYPE-3X2)+(TYPE-3+SX2)+(CIRCULATION AREA AT TYPICAL FLOOR) :-
=(102.278X2)+(125.178)+(40.390)

=497.026 SQ.M.

15% EXTRA FAR AREA DET. ON STILT FLOOR :-

=FIRE STAIRCASE+LIFT LOBBY +SERVICE SHAFT

=33.000 + 14.080 + 5.762

=52.842 SQ.M.

15% EXTRA FAR AR. DETAIL ON FIRST FLOOR :-

=FIRE TOWER+ LIFT LOBBY+LIFT WELL +SERVICE SHAFT+CUP BOARD(TYPE 3+S)

=33.000 + 14.080 +11.780+ 5.762+(1.020)X2

=66.662 SQ.M.

15% EXTRA FAR AR. DETAIL ON 18TH &27TH FLOOR :-

=FIRE TOWER+ LIFT LOBBY+LIFT WELL +SERVICE SHAFT+CUP BOARD(TYPE 3)+CUP BOARD(TYPE 3+S)+ REFUGE AREA

=33.000 + 14.080 +11.780+ 5.762+(1.870)X2 +(1.020)X2 +(3.00X5.500)

=86.902 SQ.M.

15% EXTRA FAR AR. DETAIL ON TYPICAL FLOOR :-

=FIRE TOWER+ LIFT LOBBY+LIFT WELL +SERVICE SHAFT+CUP BOARD(TYPE 3)+CUP BOARD(TYPE 3+S)

=33.000 + 14.080 +11.780+ 5.762+(1.870)X2 +(1.020)X2

=70.402 SQ.M.

15% EXTRA FAR AREA DETAIL ON ALL FL. OF GRAND-4:-

=STILT FLOOR +1ST FLOOR+18TH & 27TH FLOOR TO 2ND TO 33RD FLOOR +TERRACE FLOOR

=2559.072 SQ.M.

NON F.A.R.
STILT AREA DETAIL FOR PARKING :-

=(3+SX2)
=(122.133X2)

=244.266 S.Q. M.

GR. COVERAGE AREA DETAIL AT STILT FLOOR.:-

=(TYPE-3X2)+(TYPE-3+SX2)+(CIRCULATION AREA AT ONE FLOOR) +FIRE TOWER+ LIFT LOBBY+LIFT WELL +SERVICE SHAFT+CUPBOARD(TYPE 3)+CUP BOARD(TYPE 3+S) +CONNECTION+REFUGE:-

=(101.476X2)+(125.178X2)+(40.390)+33.000 + 14.080+11.780+5.762+(1.870)X2+(1.020)X2+(54.937)+(16.5)

=635.537 SQ.M.

SCHEDULE OF DOOR & WINDOWS

SN.	TYPE	SIZE	CILL LVL.	LTL LVL.
1.	D	750 X 2100	-	2100
2.	D1	900 X 2100	-	2100
3.	D2	1050 X 2100	-	2100
4.	D3	1500 X 2100	-	2100
5.	W	600 X 900	1200	2100
6.	W1	600 X 900	1200	2100
7.	W2	540 X 900	1200	2100
8.	W3	825 X 1200	900	2100
9.	W4	1225 X 1050	1050	2100
10.	W5	450 X 900	1200	2100
11.	DW1	1060 X 2100	-	2100
12.	DW2	1500 X 2100	-	2100
13.	DW3	1555 X 2100	-	2100
14.	DW4	1240 X 2100	-	2100
15.	DW5	2400 X 2100	-	2100
16.	DW6	1105 X 2100	-	2100
17.	DW7	1800 X 2100	-	2100
18.	DW8	1050 X 2100	-	2100
19.	DW9	1790 X 2100	-	2100
20.	DW10	2100 X 2100	-	2100
21.	DW11	2600 X 2100	-	2100

SIGNATURE AND SEAL OF ARCHITECT :

Pankaj Nath Andley

Digitally signed by Pankaj Nath Andley
Date: 2025.01.14 18:50:45 +05'30'

SIGNATURE AND SEAL OF OWNER :

RAKESH KUMAR

Digitally signed by RAKESH KUMAR
Date: 2025.01.14 20:16:28 +05'30'

Authorised Signatory

PROJECT :-

GROUP HOUSING PROJECT **NIRALA GRAND (FORMERLY KNOWN AS MORPHEUS PRATIKSHA)** DEVELOPED by **M/S SRK BUILDWELL PVT. LTD.** FOR M/S MORPHEUS DEVELOPERS PVT. LTD.
PLOT NO. GH-16A, SECTOR-1, GREATER NOIDA

REVISED SUBMISSION DRAWING

DWG. NO.

GRAND-4 : 4TH, 8TH, 12TH, 16TH, 20TH, 24TH, 28TH & 32ND

SCALE: 1:200 | DWG. NO. :43

CLT.BY : AA&ANP | DATE: 11/09/2024

ARCHITECTS :-

ANDLEYS ASSOCIATES PVT.LTD.

ARCHITECTS ENGINEERS PLANNERS
24 HOUSING SOCIETY NAZULA NEW DELHI - 110049



FRONT ELEVATION



LEFT SIDE ELEVATION



SECTION "AA"

Sudheer Kumar
Digitally signed by Sudheer Kumar
Date: 2025.01.18 14:59:40 +05'30'

LAL SINGH
Digitally signed by LAL SINGH
Date: 2025.01.16 13:18:32 +05'30'

Amit Varma
Digitally signed by Amit Varma
Date: 2025.01.15 09:42:53 +05'30'

PROJECT:-
GROUP HOUSING PROJECT **NIRALA GRAND**
(FORMERLY KNOWN AS MORPHEUS PRATIKSHA)
DEVELOPED by **M/S SRK BUILDWELL PVT. LTD.** FOR M/S MORPHEUS DEVELOPERS PVT. LTD.
PLOT NO. GH-16A, SECTOR-1,GREATER NOIDA

SIGNATURE AND SEAL OF OWNER :
RAKESH KUMAR
Digitally signed by RAKESH KUMAR
Date: 2025.01.14 20:17:38 +05'30'
Authorised Signatory

SIGNATURE AND SEAL OF ARCHITECT :
Pankaj Nath Andley
Digitally signed by Pankaj Nath Andley
Date: 2025.01.14 19:57:04 +05'30'

REVISED SUBMISSION DRAWING

DWG. TITLE:-
FRONT ELEVATION, SIDE ELEVATION & SECTION "AA"
(GRAND 5)

SCALE:-1:200	DWG. NO.:- 39
DLT.BY:-Mukesh	DATE-11/09/2024

ARCHITECTS:-
ANDLEYS ASSOCIATES PVT.LTD.
ARCHITECTS ENGINEERS PLANNERS
39 HOUSING SOCIETY N.D.S.I.I NEW DELHI - 110049

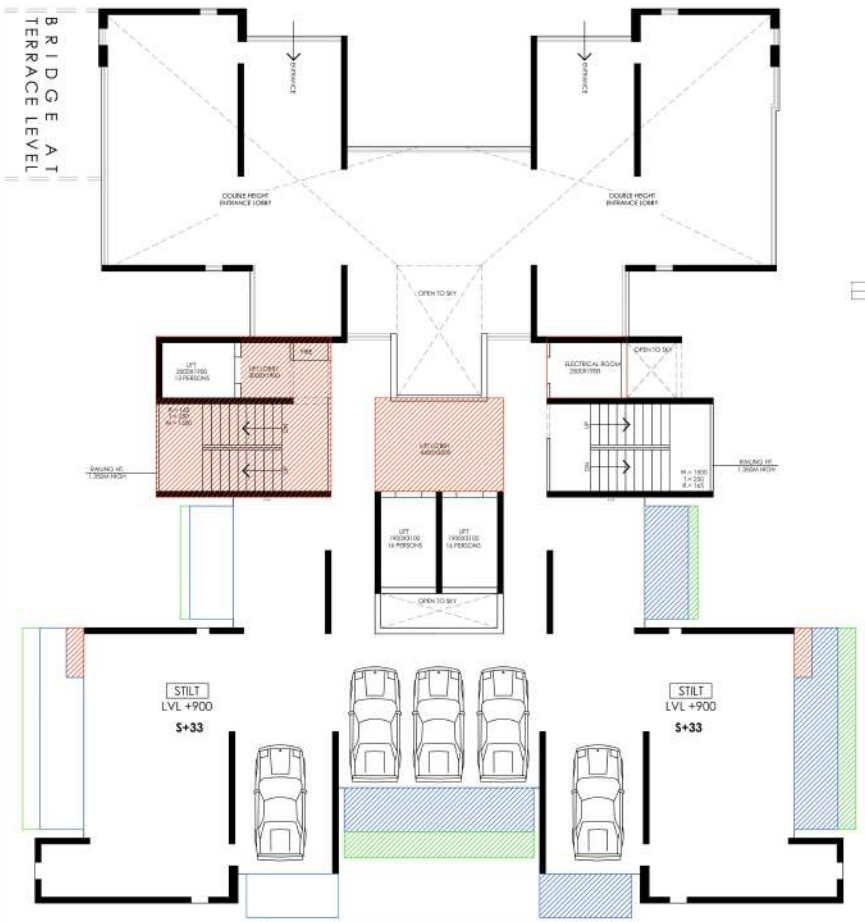

GRAND-4 - FIRST FLOOR PLAN

BRIDGE AT TERRACE LEVEL :

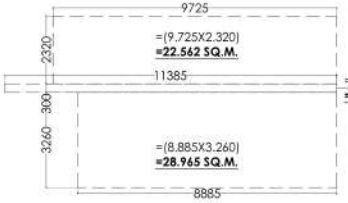

CONNECTION AT TERRACE LEVEL :-

=(22.562)+(3.415)+(28.965)

=54.937 SQ.M.

LAL SINGH Digitally signed by LAL SINGH Date: 2025.01.16 13:19:58 +05'30'

Amit Varma Digitally signed by Amit Varma Date: 2025.01.15 09:43:37 +05'30'

Sudheer Kumar Digitally signed by Sudheer Kumar Date: 2025.01.18 15:00:23 +05'30'

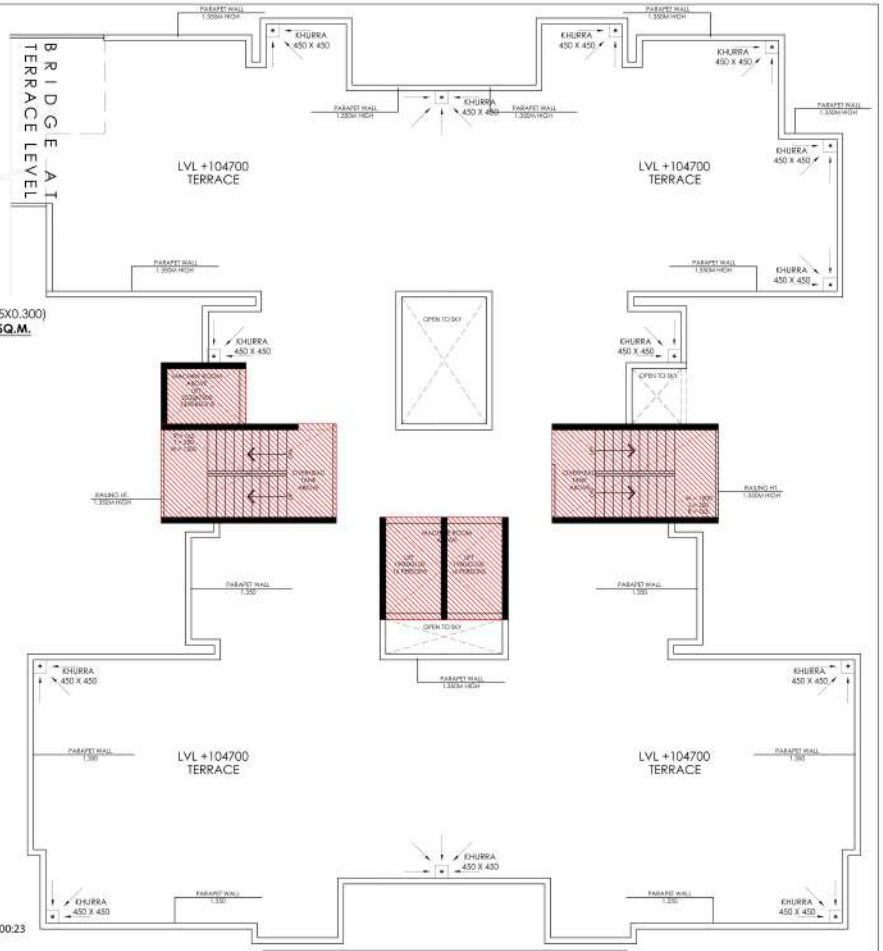

GRAND-4 - TERRACE FLOOR

DOUBLE HEIGHT ENTRANCE LOBBY DETAIL AT STILT FLOOR:-

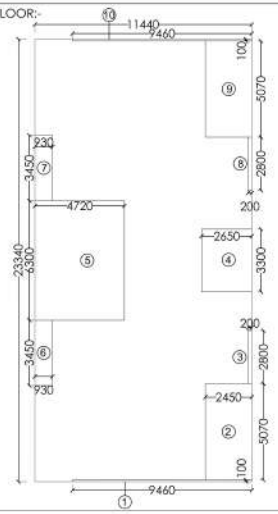

ENTRANCE LOBBY FAR AREA DETAIL					
	11.44	X	23.34	=	**267.010**
			TOTAL	=	**267.010**
	DEDUCTIONS				
S.NO.	DIMENSION (M)		DIMENSION (M)		TOTAL (SQ.M.)
1	9.460	X	0.100	=	0.946
2	2.450	X	5.070	=	12.422
3	0.200	X	2.800	=	0.560
4	2.650	X	3.300	=	8.745
5	4.720	X	6.300	=	29.736
6	0.930	X	3.450	=	3.209
7	0.930	X	3.450	=	3.209
8	0.200	X	2.800	=	0.560
9	2.450	X	5.070	=	12.422
10	9.460	X	0.100	=	0.946
	TOTAL DEDUCTIONS			=	**72.753**
	NET FAR AREA			=	**194.257**

F.A.R AREA DETAIL AT STILT FLOOR :

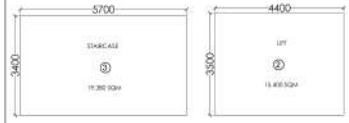

15% ADDITIONAL F.A.R. ON STILT FL.:

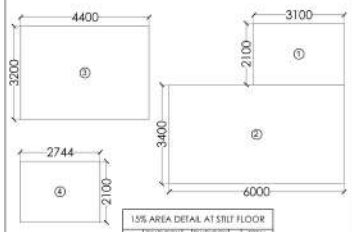

15% AREA DETAIL AT STILT FLOOR					
S.NO.	DIMENSION (M)		DIMENSION (M)		TOTAL (SQ.M.)
1	3.100	X	2.100	=	6.510
2	4.400	X	3.400	=	20.400
3	4.400	X	3.200	=	14.080
4	2.744	X	2.100	=	5.762
			TOTAL AREA	=	46.752M

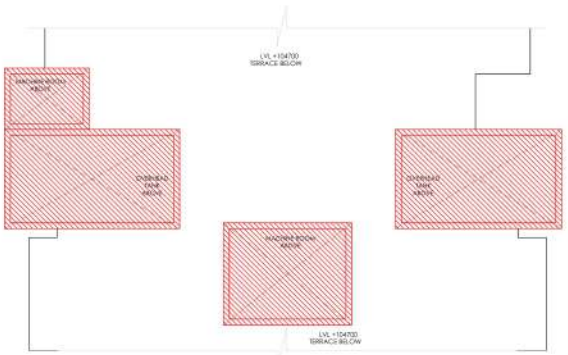

PART PLAN FOR WATER TANK

MUMTY AREA DIAGRAM
&
OVER HEAD TANK AREA DIAGRAM

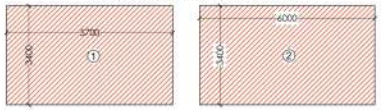

MUMTY & O.H.W. TANK DETAIL					
S.NO.	DIMENSION (M)		DIMENSION (M)		TOTAL (SQ.M.)
1	5.700	X	3.400	=	19.380
2	6.000	X	3.400	=	20.400
			TOTAL AREA	=	**39.780**

MACHINE ROOM AREA DIAGRAM

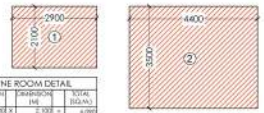

MACHINE ROOM DETAIL					
S.NO.	DIMENSION (M)		DIMENSION (M)		TOTAL (SQ.M.)
1	2.900	X	2.100	=	6.090
2	4.600	X	3.500	=	16.100
			TOTAL AREA	=	**21.490**

15% EXTRA FAR AR. DETAIL AT TERRACE FLOOR :-

= MUMTY + O.H.W.TANK + MACHINE ROOM AREA
=39.780 + 39.780 + 21.490
= **101.050 SQ.M.**

SIGNATURE AND SEAL OF ARCHITECT :

Pankaj Nath Andley Digitally signed by Pankaj Nath Andley Date: 2025.01.14 19:57:48 +05'30'

SIGNATURE AND SEAL OF OWNER :

RAKESH KUMAR Digitally signed by RAKESH KUMAR Date: 2025.01.14 20:19:20 +05'30'

PROJECT :

GROUP HOUSING FOR
MORPHEUS DEVELOPERS PVT. LTD.
PLOT NO. GH-16A, SECTOR-1, GREATER NOIDA

REVISED SUBMISSION DRAWING

DWG. TITLE :
GRAND-4 : STILT FLOOR & TERRACE PLAN

SCALE: 1:200 | DWG. NO. :40

DLT.BY : AMAMIR | DATE: 11.09/2024

ARCHITECTS :-

ANDLEYS ASSOCIATES PVT.LTD.
ARCHITECTS ENGINEERS PLANNERS
34 HOUSING SOCIETY NAZULS NOIDA-201301

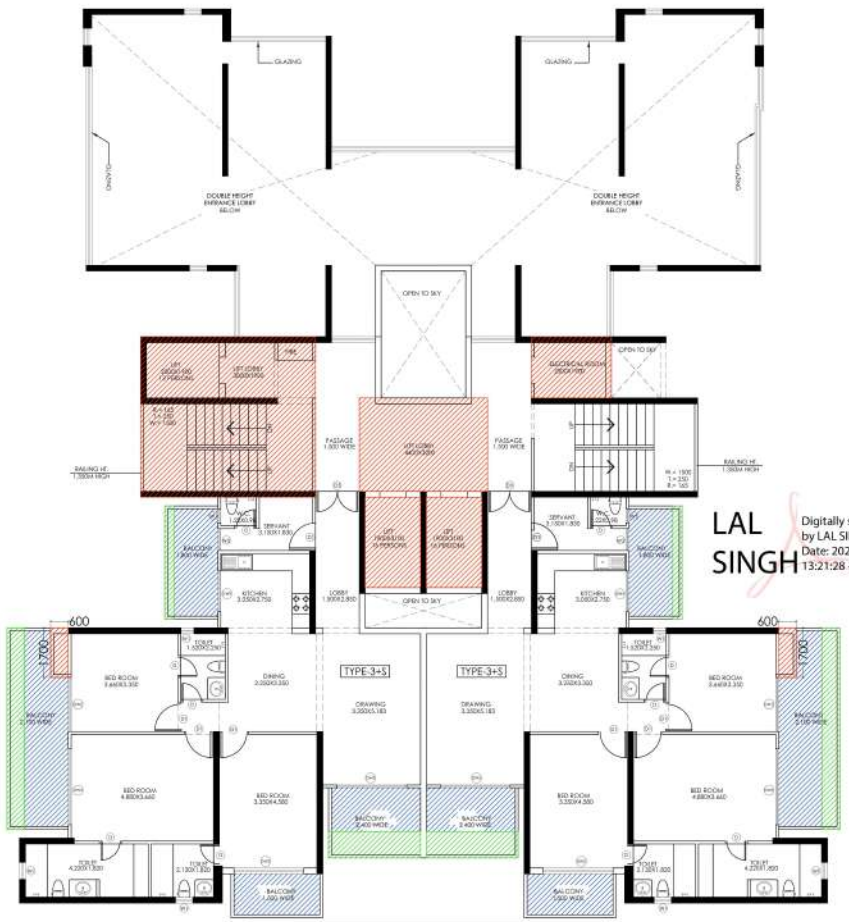

GRAND-4 - FIRST FLOOR PLAN

LAL SINGH Digitally signed by LAL SINGH Date: 2025.01.16 13:21:28 +05'30'

Sudheer Kumar Digitally signed by Sudheer Kumar Date: 2025.01.18 15:01:10 +05'30'

Amit Varma Digitally signed by Amit Varma Date: 2025.01.15 09:44:14 +05'30'

15% ADDITIONAL F.A.R. ON TYPICAL FLOOR:

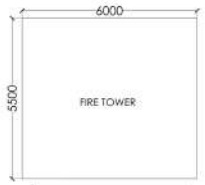

FIRE TOWER						
S.NO.	DIMENSION (M)		DIMENSION (M)		TOTAL (SQ.M.)
1	6.000	X	5.500	=	33.000
A			TOTAL AREA	=	33.000

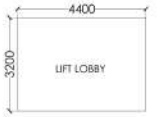

LIFT LOBBY AREA DETAIL					
S.NO.	DIMENSION (M)		DIMENSION (M)		TOTAL (SQ.M.)
1	4.400	X	3.200	=	14.080
B			TOTAL AREA	=	14.080

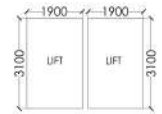

LIFT WELL AREA DETAIL					
S.NO.	DIMENSION (M)		DIMENSION (M)		TOTAL (SQ.M.)
1	1.900	X	3.100	=	5.890
2	1.900	X	3.100	=	5.890
C			TOTAL AREA	=	11.780

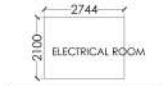

SERVICE AREA DETAIL					
S.NO.	DIMENSION (M)		DIMENSION (M)		TOTAL (SQ.M.)
1	2.744	X	2.100	=	5.762
D			TOTAL AREA	=	5.762

F.A.R AREA DETAIL ON STILT FLOOR :-

=LIFT AREA+STAIRCASE +ENT. LOBBY:-

=(4.40X3.50)+(5.700X3.40)+(194.257)

=229.037 SQ.M.

F.A.R AREA DETAIL AT FIRST FLOOR:-

=(TYPE-3+SX2)+CIRCULATION AREA AT TYPICAL FLOOR :-

=(125.178X2)+(40.390)

= 290.746 SQ.M.

F.A.R AREA DETAIL AT TYPICAL FLOOR:-

=(TYPE-3X2)+(TYPE-3+SX2)+(CIRCULATION AREA AT TYPICAL FLOOR) :-
=(101.476X2)+(125.178X2)+(40.390)

=493.698 SQ.M.

F.A.R AREA DETAIL AT 4TH, 8TH, 12TH, 16TH, 20TH, 24TH, 28TH & 32ND:-

=(TYPE-3X2)+(TYPE-3+SX2)+(CIRCULATION AREA AT TYPICAL FLOOR) :-
=(102.278X2)+(125.178)+(40.390)

=497.026 SQ.M.

15% EXTRA FAR AREA DET. ON STILT FLOOR :-

=FIRE STAIRCASE+LIFT LOBBY +SERVICE SHAFT

=33.000 + 14.080 + 5.762

=52.842 SQ.M.

15% EXTRA FAR AR. DETAIL ON FIRST FLOOR :-

=FIRE TOWER+ LIFT LOBBY+LIFT WELL +SERVICE SHAFT+CUP BOARD(TYPE 3+S)

=33.000 + 14.080 +11.780+ 5.762+(1.020)X2

=66.662 SQ.M.

15% EXTRA FAR AR. DETAIL ON 18TH &27TH FLOOR :-

=FIRE TOWER+ LIFT LOBBY+LIFT WELL +SERVICE SHAFT+CUP BOARD(TYPE 3)+CUP BOARD(TYPE 3+S)+ REFUGE AREA

=33.000 + 14.080 +11.780+ 5.762+(1.870)X2 +(1.020)X2 +(3.00X5.500)

=86.902 SQ.M.

15% EXTRA FAR AR. DETAIL ON TYPICAL FLOOR :-

=FIRE TOWER+ LIFT LOBBY+LIFT WELL +SERVICE SHAFT+CUP BOARD(TYPE 3)+CUP BOARD(TYPE 3+S)

=33.000 + 14.080 +11.780+ 5.762+(1.870)X2 +(1.020)X2

=70.402 SQ.M.

15% EXTRA FAR AREA DETAIL ON ALL FL. OF GRAND-4:-

=STILT FLOOR +1ST FLOOR+18TH & 27TH FLOOR TO 2ND TO 33RD FLOOR +TERRACE FLOOR

=2559.072 SQ.M.

NON F.A.R.
STILT AREA DETAIL FOR PARKING :-

=(3+SX2)
=(122.133X2)

=244.266 S.Q. M.

GR. COVERAGE AREA DETAIL AT STILT FLOOR.:-

=(TYPE-3X2)+(TYPE-3+SX2)+(CIRCULATION AREA AT ONE FLOOR) +FIRE TOWER+ LIFT LOBBY+LIFT WELL +SERVICE SHAFT+CUPBOARD(TYPE 3)+CUP BOARD(TYPE 3+S) +CONNECTION+REFUGE:-

=(101.476X2)+(125.178X2)+(40.390)+33.000 + 14.080+11.780+5.762+(1.870)X2+(1.020)X2+(54.937)+(16.5)

=635.537 SQ.M.

SCHEDULE OF DOOR & WINDOWS

SN.	TYPE	SIZE	CILL LVL.	LTL LVL.
1.	D	750 X 2100	-	2100
2.	D1	900 X 2100	-	2100
3.	D2	1050 X 2100	-	2100
4.	D3	1500 X 2100	-	2100
5.	W	600 X 900	1200	2100
6.	W1	600 X 900	1200	2100
7.	W2	540 X 900	1200	2100
8.	W3	825 X 1200	900	2100
9.	W4	1225 X 1050	1050	2100
10.	W5	450 X 900	1200	2100
11.	DW1	1060 X 2100	-	2100
12.	DW2	1500 X 2100	-	2100
13.	DW3	1555 X 2100	-	2100
14.	DW4	1240 X 2100	-	2100
15.	DW5	2400 X 2100	-	2100
16.	DW6	1105 X 2100	-	2100
17.	DW7	1800 X 2100	-	2100
18.	DW8	1050 X 2100	-	2100
19.	DW9	1790 X 2100	-	2100
20.	DW10	2100 X 2100	-	2100
21.	DW11	2600 X 2100	-	2100

CIRCULATION AREA ON TYPICAL FLOOR:

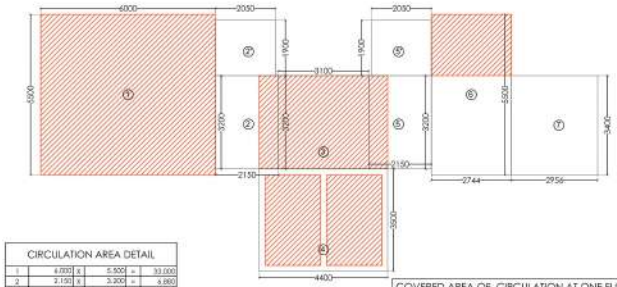

CIRCULATION AREA DETAIL					
1	6.000	X	5.500	=	33.000
2	2.150	X	3.200	=	6.880
2'	2.050	X	1.900	=	3.895
3	3.100	X	3.200	=	9.920
4	4.400	X	3.500	=	15.400
5	2.150	X	3.200	=	6.880
5'	2.050	X	1.900	=	3.895
6	2.744	X	5.500	=	15.092
7	2.956	X	3.400	=	10.050
		TOTAL AREA		=	103.012

COVERED AREA OF CIRCULATION AT ONE FLOOR:-

=TOTAL CIRCULATION AREA -15% ADDITIONAL F.A.R AREA DETAIL(A+B+C+D)

=105.012-(33.000+14.080+11.780+5.762)
=105.012-(64.622)

=40.390 SQM

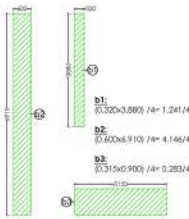

TYPE 3+S FAR AREA DETAIL					
	13.850	X	14.110	=	195.424
b1			as/figure	=	0.3100
b2			as/figure	=	1.0360
b3			as/figure	=	0.0700
			TOTAL	=	196.840
			DEDUCTIONS		
S.NO.	DIMENSION (M)		DIMENSION (M)		TOTAL (SQ.M.)
1	3.450	X	3.947	=	13.617
2	2.200	X	1.180	=	2.360
3	2.200	X	3.500	=	7.700
4	6.800	X	4.680	=	31.824
5	3.450	X	1.000	=	3.450
6	1.670	X	7.210	=	12.041
7	3.350	X	0.200	=	0.670
			TOTAL DEDUCTIONS	=	71.662
			NET FAR AREA	=	125.178

SIGNATURE AND SEAL OF ARCHITECT :

Pankaj Nath Andley Digitally signed by Pankaj Nath Andley Date: 2025.01.14 19:58:36 +05'30'

SIGNATURE AND SEAL OF OWNER :

RAKESH KUMAR Digitally signed by RAKESH KUMAR Date: 2025.01.14 20:17:07 +05'30'
Authorised Signatory

PROJECT :-

GROUP HOUSING PROJECT **NIRALA GRAND (FORMERLY KNOWN AS MORPHEUS PRATIKSHA)** DEVELOPED by **M/S SRK BUILDWELL PVT. LTD.** FOR M/S MORPHEUS DEVELOPERS PVT. LTD.
PLOT NO. GH-16A, SECTOR-1 GREATER NOIDA

REVISED SUBMISSION DRAWING

DWG. TITLE: GRAND-4 : FIRST FLOOR PLAN

SCALE: 1:200 | DWG. NO. : 41

CLT.BY : Akshesh | DATE: 11/09/2024

ARCHITECTS:-

ANDLEYS ASSOCIATES PVT.LTD.
ARCHITECTS ENGINEERS PLANNERS
24 - HOSHANG KOOLSTY - MUMBAI - 400 036 NEW DELHI - 110049

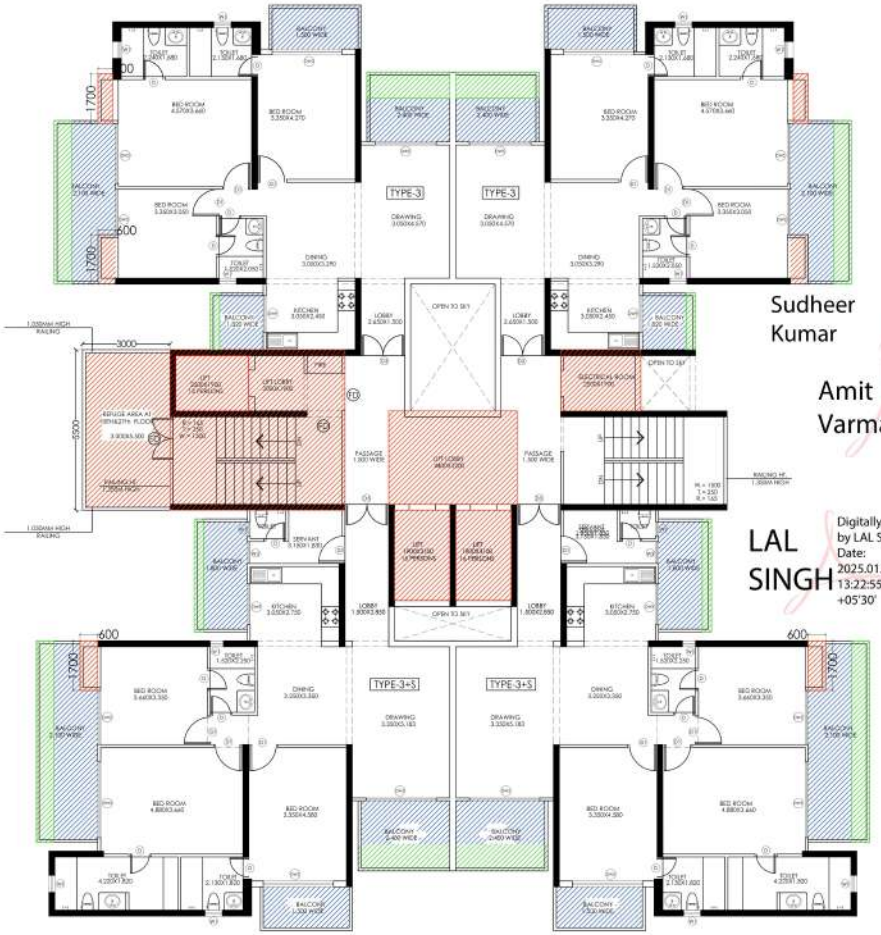

Sudheer Kumar

Digitally signed by Sudheer Kumar
Date: 2025.01.18 15:02:00 +05'30'

Amit Varma

Digitally signed by Amit Varma
Date: 2025.01.15 09:44:58 +05'30'

LAL SINGH

Digitally signed by LAL SINGH
Date: 2025.01.16 13:22:55 +05'30'

GRAND-4 - FLOOR : 2ND-3, 5TH-7TH, 9TH-11TH, 13TH-15TH, 17TH-19TH, 21ST-23RD, 25TH-27TH, 29TH-31ST &33RD

CIRCULATION AREA ON TYPICAL FLOOR:

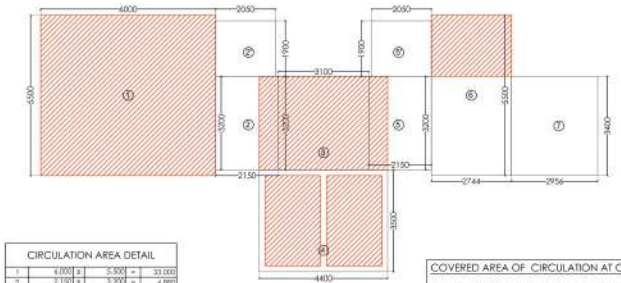

CIRCULATION AREA DETAIL					
1	6.000	X	5.500	=	33.000
2	2.150	X	3.250	=	6.988
2'	2.050	X	1.900	=	3.895
3	3.100	X	3.200	=	9.920
4	4.400	X	3.500	=	15.400
5	2.150	X	3.250	=	6.988
5'	2.050	X	1.900	=	3.895
6	2.744	X	5.500	=	15.092
7	2.956	X	3.400	=	10.050
			TOTAL AREA	=	103.012

COVERED AREA OF CIRCULATION AT ONE FLOOR:-

=TOTAL CIRCULATION AREA -15% ADDITIONAL F.A.R AREA DETAIL(A+B+C+D)

=105.012-(33.000+14.080+11.780+5.762)
=105.012-(64.622)

=40.390 SQM

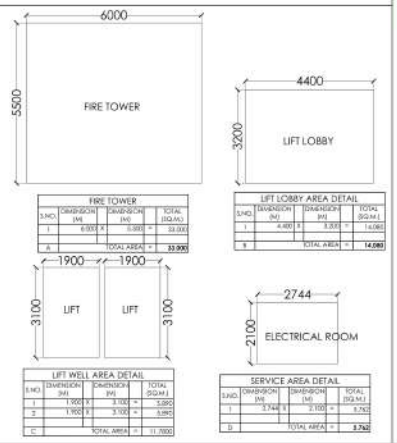

FIRE TOWER					
S.NO.	DIMENSION (M)		DIMENSION (M)		TOTAL (SQ.M.)
1	6.000	X	5.500	=	33.000
A			TOTAL AREA	=	33.000

LIFT LOBBY AREA DETAIL					
S.NO.	DIMENSION (M)		DIMENSION (M)		TOTAL (SQ.M.)
1	4.400	X	3.200	=	14.080
B			TOTAL AREA	=	14.080

LIFT WELL AREA DETAIL					
S.NO.	DIMENSION (M)		DIMENSION (M)		TOTAL (SQ.M.)
1	1.900	X	3.100	=	5.890
2	1.900	X	3.100	=	5.890
C			TOTAL AREA	=	11.780

SERVICE AREA DETAIL					
S.NO.	DIMENSION (M)		DIMENSION (M)		TOTAL (SQ.M.)
1	2.744	X	2.100	=	5.762
D			TOTAL AREA	=	5.762

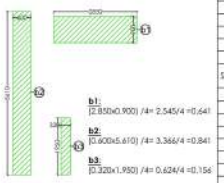

TYPE 3 FAR AREA DETAIL					
	11.670	X	11.440	=	**133.505**
b1			as/figure	=	0.6410
b2			as/figure	=	0.8410
b3			as/figure	=	0.1560
			TOTAL	=	**135.143**
DEDUCTIONS					
S.NO.	DIMENSION (M)		DIMENSION (M)		TOTAL (SQ.M.)
1	0.100	X	9.460	=	0.946
2	5.070	X	2.450	=	12.422
3	2.800	X	0.200	=	0.560
4	1.450	X	2.450	=	3.553
5	3.150	X	4.120	=	12.978
6	3.450	X	0.930	=	3.209
			TOTAL DEDUCTIONS	=	**33.667**
			NET FAR AREA	=	**101.476**

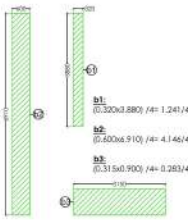

TYPE 3+S FAR AREA DETAIL					
	13.850	X	14.110	=	**195.424**
b1			as/figure	=	0.3100
b2			as/figure	=	1.0360
b3			as/figure	=	0.0700
			TOTAL	=	**196.840**
DEDUCTIONS					
S.NO.	DIMENSION (M)		DIMENSION (M)		TOTAL (SQ.M.)
1	3.450	X	3.947	=	13.617
2	2.000	X	1.180	=	2.360
3	2.200	X	3.500	=	7.700
4	6.800	X	4.680	=	31.824
5	3.450	X	1.000	=	3.450
6	1.670	X	7.210	=	12.041
7	3.350	X	0.200	=	0.670
			TOTAL DEDUCTIONS	=	**71.662**
			NET FAR AREA	=	**125.178**

F.A.R AREA DETAIL ON STILT FLOOR :-

=LIFT AREA+STAIRCASE +ENT. LOBBY:-

=(4.40X3.50)+(5.700X3.40)+(194.257)

=229.037 SQ.M.

F.A.R AREA DETAIL AT FIRST FLOOR:-

=(TYPE-3+SX2)+CIRCULATION AREA AT TYPICAL FLOOR :-

=(125.178X2)+(40.390)

= 290.746 SQ.M.

F.A.R AREA DETAIL AT TYPICAL FLOOR:-

=(TYPE-3X2)+(TYPE-3+SX2)+(CIRCULATION AREA AT TYPICAL FLOOR) :-
=(101.476X2)+(125.178X2)+(40.390)

=493.698 SQ.M.

F.A.R AREA DETAIL AT 4TH, 8TH, 12TH, 16TH, 20TH, 24TH, 28TH & 32ND:-

=(TYPE-3X2)+(TYPE-3+SX2)+(CIRCULATION AREA AT TYPICAL FLOOR) :-
=(102.278X2)+(125.178)+(40.390)

=497.026 SQ.M.

15% EXTRA FAR AREA DET. ON STILT FLOOR :-

=FIRE STAIRCASE+LIFT LOBBY +SERVICE SHAFT

=33.000 + 14.080 + 5.762

=52.842 SQ.M.

15% EXTRA FAR AR. DETAIL ON FIRST FLOOR :-

=FIRE TOWER+ LIFT LOBBY+LIFT WELL +SERVICE SHAFT+CUP BOARD(TYPE 3+S)

=33.000 + 14.080 +11.780+ 5.762+(1.020)X2

=66.662 SQ.M.

15% EXTRA FAR AR. DETAIL ON 18TH &27TH FLOOR :-

=FIRE TOWER+ LIFT LOBBY+LIFT WELL +SERVICE SHAFT+CUP BOARD(TYPE 3)+CUP BOARD(TYPE 3+S)+ REFUGE AREA

=33.000 + 14.080 +11.780+ 5.762+(1.870)X2 +(1.020)X2 +(3.00X5.500)

=86.902 SQ.M.

15% EXTRA FAR AR. DETAIL ON TYPICAL FLOOR :-

=FIRE TOWER+ LIFT LOBBY+LIFT WELL +SERVICE SHAFT+CUP BOARD(TYPE 3)+CUP BOARD(TYPE 3+S)

=33.000 + 14.080 +11.780+ 5.762+(1.870)X2 +(1.020)X2

=70.402 SQ.M.

15% EXTRA FAR AREA DETAIL ON ALL FL. OF GRAND-4:-

=STILT FLOOR +1ST FLOOR+18TH & 27TH FLOOR TO 2ND TO 33RD FLOOR +TERRACE FLOOR

=2559.072 SQ.M.

NON F.A.R.
STILT AREA DETAIL FOR PARKING :-

=(3+SX2)
=(122.133X2)

=244.266 S.Q. M.

GR. COVERAGE AREA DETAIL AT STILT FLOOR.:-

=(TYPE-3X2)+(TYPE-3+SX2)+(CIRCULATION AREA AT ONE FLOOR) +FIRE TOWER+ LIFT LOBBY+LIFT WELL +SERVICE SHAFT+CUPBOARD(TYPE 3)+CUP BOARD(TYPE 3+S) +CONNECTION+REFUGE:-

=(101.476X2)+(125.178X2)+(40.390)+33.000 + 14.080+11.780+5.762+(1.870)X2+(1.020)X2+(54.937)+(16.5)

=635.537 SQ.M.



REFUGE AREA DETAIL AT 18TH & 27TH FLOOR:-

=(3.000X5.500)

=16.500 SQ.M.

SCHEDULE OF DOOR & WINDOWS

SN.	TYPE	SIZE	CILL LVL	LTL. LVL.
1.	D	750 X 2100	-	2100
2.	D1	900 X 2100	-	2100
3.	D2	1050 X 2100	-	2100
4.	D3	1500 X 2100	-	2100
5.	W	600 X 900	1200	2100
6.	W1	600 X 900	1200	2100
7.	W2	540 X 900	1200	2100
8.	W3	825 X 1200	900	2100
9.	W4	1225 X 1050	1050	2100
10.	W5	450 X 900	1200	2100
11.	DW1	1060 X 2100	-	2100
12.	DW2	1500 X 2100	-	2100
13.	DW3	1555 X 2100	-	2100
14.	DW4	1240 X 2100	-	2100
15.	DW5	2400 X 2100	-	2100
16.	DW6	1105 X 2100	-	2100
17.	DW7	1800 X 2100	-	2100
18.	DW8	1050 X 2100	-	2100
19.	DW9	1790 X 2100	-	2100
20.	DW10	2100 X 2100	-	2100
21.	DW11	2600 X 2100	-	2100

SIGNATURE AND SEAL OF ARCHITECT :

Pankaj Nath Andley

Digitally signed by Pankaj Nath Andley
Date: 2025.01.14 19:59:21 +05'30'

SIGNATURE AND SEAL OF OWNER :

RAKESH KUMAR

Digitally signed by RAKESH KUMAR
Date: 2025.01.14 20:16:51 +05'30'

Authorised Signatory

PROJECT :-

GROUP HOUSING PROJECT **NIRALA GRAND (FORMERLY KNOWN AS MORPHEUS PRATIKSHA)** DEVELOPED by **M/S SRK BUILDWELL PVT. LTD.** FOR M/S MORPHEUS DEVELOPERS PVT. LTD.
PLOT NO. GH-16A, SECTOR-1, GREATER NOIDA

REVISED SUBMISSION DRAWING

DWG. TITLE :
GRAND-4 : TYPICAL FLOOR PLAN

SCALE : 1:200	DWG. NO. :42
CLT.BY : Arunkumar	DATE: 11/09/2024

ARCHITECTS :-

ANDLEYS ASSOCIATES PVT.LTD.
ARCHITECTS ENGINEERS PLANNERS
34 HOSIERY IDDGTP NOIDA-1 NOW DELHI - 110048



FRONT ELEVATION

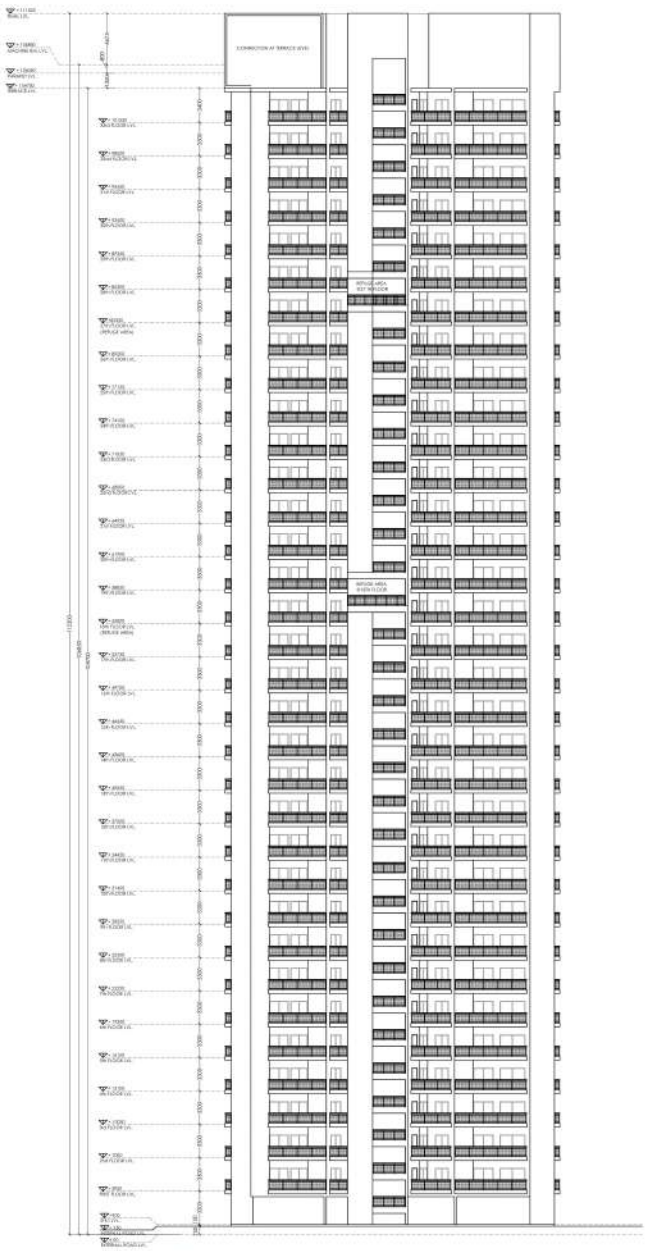

LEFT SIDE ELEVATION



SECTION "AA"

Sudheer Kumar — Digitally signed by Sudheer Kumar Date: 2025.01.18 15:03:34 +05'30'

LAL SINGH — Digitally signed by LAL SINGH Date: 2025.01.16 13:26:08 +05'30'

Amit Varma — Digitally signed by Amit Varma Date: 2025.01.15 09:45:37 +05'30'

PROJECT:-

GROUP HOUSING PROJECT **NIRALA GRAND**
(FORMERLY KNOWN AS MORPHEUS PRATIKSHA)
DEVELOPED by **M/S SRK BUILDWELL PVT. LTD.** FOR M/S MORPHEUS DEVELOPERS PVT. LTD.
PLOT NO. GH-16A, SECTOR-1,GREATER NOIDA

SIGNATURE AND SEAL OF OWNER :

RAKESH KUMAR — Digitally signed by RAKESH KUMAR Date: 2025.01.14 20:16:12 +05'30'

Authorised Signatory

SIGNATURE AND SEAL OF ARCHITECT :

Pankaj Nath Andley — Digitally signed by Pankaj Nath Andley Date: 2025.01.14 20:00:02 +05'30'

REVISED SUBMISSION DRAWING

DRG. TITLE:-
FRONT ELEVATION, SIDE ELEVATION & SECTION "AA"
(TOWER-4)

SCALE:- 1:200	DRG. NO.:- 44
DLT.BY:- Mukesh	DATE:-11/09/2024

ARCHITECTS:-

ANDLEYS ASSOCIATES PVT.LTD.
ARCHITECTS ENGINEERS PLANNERS
JH HOUSING SOCIETY N.D.S.I.I NEW DELHI - 110049