

SCHEDULE OF PLANTS

S. NO	SYMBOL	BOTANICAL NAME	TYPE	ALONG BOUNDARY WALL
1		ALSTONIA SCHOLARIS	145 No.S.	
1		LAGERSTROEMIA FLOSREGINAE	145 No.S.	
				TOTAL = 290 No.S.

NOTE :- TOTAL LANDSCAPE AREA = LANDSCAPE AREA AT PODIUM LVL. + LANDSCAPE AREA AT GROUND LVL. = 11,286.307 + 3,471.55 = 14,756.857 SQ.MT.

LANDSCAPE AREA AT GROUND LVL.

LANDSCAPE AREA-01	1031.077
LANDSCAPE AREA-02	1811.48
LANDSCAPE AREA-03	389.047
LANDSCAPE AREA-04	388.7
LANDSCAPE AREA-05	84.676
LANDSCAPE AREA-06	2442.115
LANDSCAPE AREA-07	132.364
LANDSCAPE AREA-08	152.26
LANDSCAPE AREA-09	25.98
LANDSCAPE AREA-10	502.38
LANDSCAPE AREA-11	64.63
LANDSCAPE AREA-12	982.025
LANDSCAPE AREA-13	1274.87
LANDSCAPE AREA-14	1068.723
LANDSCAPE AREA-15	904.98
TOTAL	11286.307

LANDSCAPE AREA AT PODIUM LVL.

LANDSCAPE AREA - A	3471.55
TOTAL	3471.55

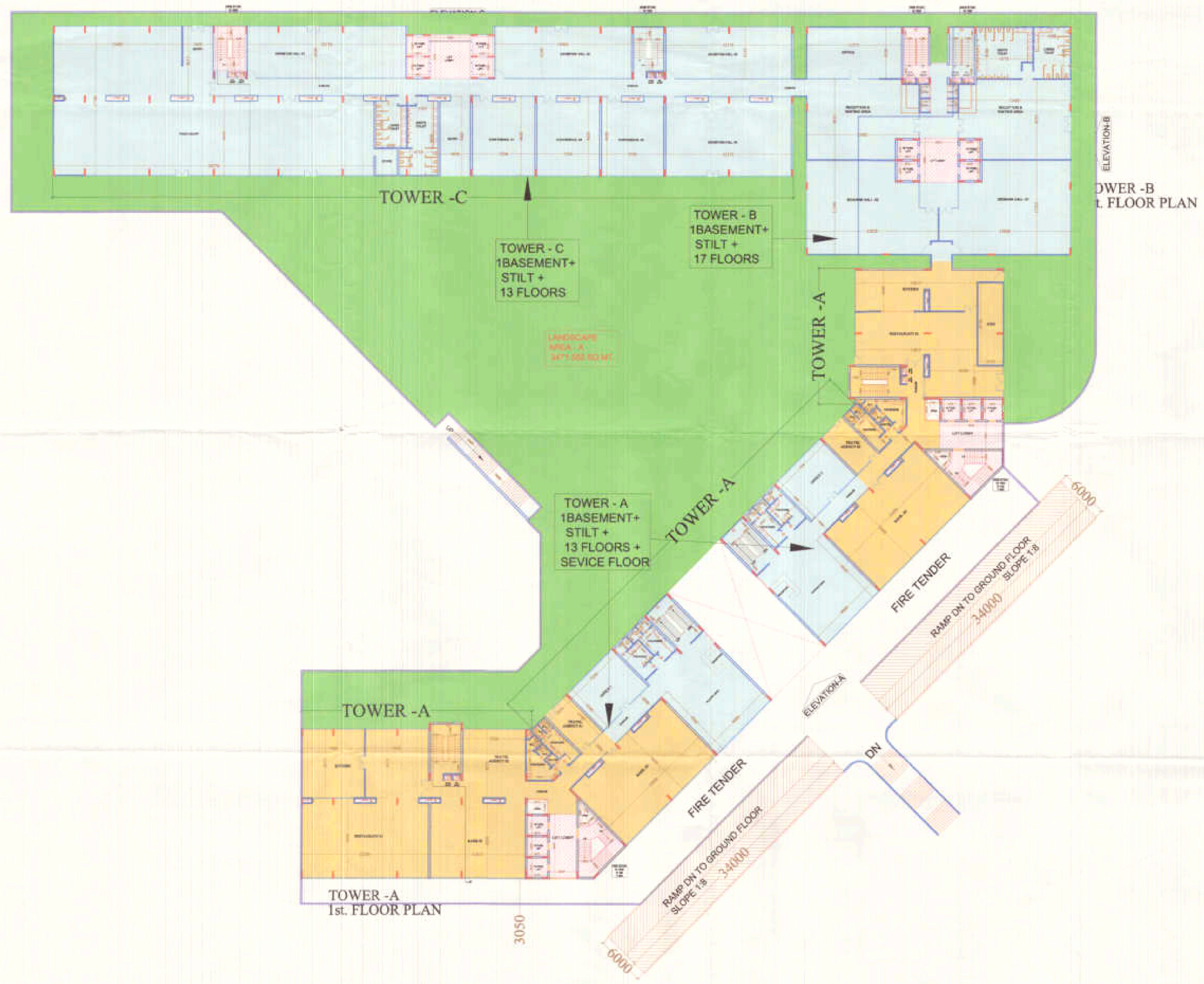
LEGEND

	I.T. F.A.R.
	RESIDENTIAL F.A.R.
	INSTITUTIONAL F.A.R.
	SETBACK LINE
	UPPER BASEMENT LINE
	LOWER BASEMENT LINE
	PODIUM LINE
	15% FACILITY BATCH

AREA STATEMENT

S. NO	PARTICULARS	SQ.MTR.
1	TOTAL PLOT AREA	40,431.74
2	PERMISSIBLE F.A.R.	1.875
3	PERMISSIBLE F.A.R. AREA = 1.875 X 40,431.74 = 75,809.91 SQ.MT.	75,809.91
A	PERMISSIBLE F.A.R. AREA FOR I.T. = 85% OF PERMISSIBLE F.A.R. AREA = 64,430.82 SQ.MT.	64,430.82
B	PERMISSIBLE F.A.R. AREA FOR RESIDENTIAL = 10% OF PERMISSIBLE F.A.R. AREA = 7,580.95 SQ.MT.	7,580.95
C	PERMISSIBLE F.A.R. AREA FOR INSTITUTIONAL = 5% OF PERMISSIBLE F.A.R. AREA = 3,790.47 SQ.MT.	3,790.47
4	TOTAL A+B+C = 75,809.91 SQ.MT. PERMISSIBLE 15% F.A.R. FOR FACILITY OF TOTAL MAIN F.A.R. AREA = 15% OF 75,809.91 SQ.MT. = 11,371.49 SQ.MT. (As per Municipal Development Authority)	11,371.49
5	ACHIEVED FOR FACILITY PROPOSED AREA IN 15% FACILITY AREA FOR RESIDENTIAL FIRE STAIR CASE AREA + LIFT LOBBY AREA + SERVICE AREA + MACHINE ROOM AREA + LIFT SHAFTS + MUMTY SHAFTS + CLIPBOARD + OPEN D.G. SET + FIRE STAIR CASE UP TO PODIUM LVL. + GUARD ROOM + S.T.P. = 7,090.03 SQ.MT.	7,090.03
6	PERMISSIBLE GROUND COVERAGE = 30% OF PLOT AREA = 30% OF 40,431.74 = 12,129.52 SQ.MT.	12,129.52
7	PROPOSED GROUND COVERAGE = 26.492	11,520.04
8	PROPOSED F.A.R. AREA	75,879.42
9	PROPOSED F.A.R. AREA IN I.T.	64,341.03
A	TOWER - A	17,866.48
B	TOWER - B	11573.44
C	TOWER - C	18976.44
D	TOWER - ST	0.00
E	BLOCK - A	9667.15
F	BLOCK - B & C ARE SAME = 3189.05 X 3 = 9567.15 SQ.MT.	9567.15
G	BLOCK - C	3037.12
H	BLOCK - C & D ARE SAME = 1519.56 X 2 = 3037.12 SQ.MT.	3037.12
I	BLOCK - E	2733.36
J	BLOCK - E & F ARE SAME = 1366.68 X 2 = 2733.36 SQ.MT.	2733.36
K	BLOCK - H	2799.02
L	TOTAL PROPOSED F.A.R. AREA IN I.T. = A+B+C+D+E+F+G+H = 64,341.03 SQ.MT.	64,341.03
10	PROPOSED F.A.R. AREA IN RESIDENTIAL	7,589.16
11	TOWER - ST	7,589.16
12	PROPOSED F.A.R. AREA IN INSTITUTIONAL	3,789.23
A	TOWER - A	2068.94
B	TOWER - B	795.29
C	TOWER - C	10.00
D	TOWER - ST	307.00
13	TOTAL PROPOSED F.A.R. AREA IN INSTITUTIONAL = A+B+C+D = 3,789.23 SQ.MT.	3,789.23
14	PROPOSED F.A.R. AREA (01+10+13)	75,879.42
15	REQUIRED LANDSCAPE AREA = 5% OF OPEN AREA = 5% OF (40,431.74 - 11,371.49) = 15,468.86 SQ.MT.	15,468.86
16	PROPOSED LANDSCAPE AREA = 14,756.857 SQ.MT.	14,756.857
17	REQUIRED TREE AS PER 1% OF 75809.91 SQ.MT. OF OPEN AREA = 758.0991 TRESSES IN WHICH SHOULD BE 50% EVER GREEN TREES	289 TREES
18	PROPOSED TREE 289 TRESSES IN WHICH 145 ARE EVERGREEN	289 TREES
19	TOTAL NON F.A.R. AREA	38,148.93
20	A TOTAL UPPER BASEMENT AREA = 19,456.48 SQ.MT.	19,456.48
21	B TOTAL LOWER BASEMENT AREA = 2,400.06 SQ.MT.	2,400.06
22	C TOTAL STILT AREA = 8,421.02 SQ.MT.	8,421.02
23	D TOTAL PODIUM AREA = 4,441.19 SQ.MT.	4,441.19
24	E TOTAL SERVICE FLOOR AREA = 4,497.06 SQ.MT.	4,497.06
25	F TOTAL REFUGE AREA = 350.14 SQ.MT.	350.14
26	G TOTAL = A+B+C+D+E+F = 38,148.93 SQ.MT.	38,148.93
27	REQUIRED PARKING	1420 E.C.S.
28	A FOR TOTAL PROPOSED I.T. AREA = 34,341.03 SQ.MT. = 34,341.03 / 24 = 1429.625	1429.625
29	B FOR PROPOSED INSTITUTIONAL F.A.R. AREA = 3,789.23 / 2.6 = 1457.396	1457.396
30	C FOR PROPOSED RESIDENTIAL F.A.R. AREA = 7,589.16 / 5.2 = 1459.454	1459.454
31	D FOR PROPOSED INSTITUTIONAL F.A.R. AREA = 3,789.23 / 2.6 = 1457.396	1457.396
32	E FOR PROPOSED RESIDENTIAL F.A.R. AREA = 7,589.16 / 5.2 = 1459.454	1459.454
33	F FOR PROPOSED INSTITUTIONAL F.A.R. AREA = 3,789.23 / 2.6 = 1457.396	1457.396
34	G FOR PROPOSED RESIDENTIAL F.A.R. AREA = 7,589.16 / 5.2 = 1459.454	1459.454
35	H FOR PROPOSED INSTITUTIONAL F.A.R. AREA = 3,789.23 / 2.6 = 1457.396	1457.396
36	I FOR PROPOSED RESIDENTIAL F.A.R. AREA = 7,589.16 / 5.2 = 1459.454	1459.454
37	J FOR PROPOSED INSTITUTIONAL F.A.R. AREA = 3,789.23 / 2.6 = 1457.396	1457.396
38	K FOR PROPOSED RESIDENTIAL F.A.R. AREA = 7,589.16 / 5.2 = 1459.454	1459.454
39	L FOR PROPOSED INSTITUTIONAL F.A.R. AREA = 3,789.23 / 2.6 = 1457.396	1457.396
40	M FOR PROPOSED RESIDENTIAL F.A.R. AREA = 7,589.16 / 5.2 = 1459.454	1459.454
41	N FOR PROPOSED INSTITUTIONAL F.A.R. AREA = 3,789.23 / 2.6 = 1457.396	1457.396
42	O FOR PROPOSED RESIDENTIAL F.A.R. AREA = 7,589.16 / 5.2 = 1459.454	1459.454
43	P FOR PROPOSED INSTITUTIONAL F.A.R. AREA = 3,789.23 / 2.6 = 1457.396	1457.396
44	Q FOR PROPOSED RESIDENTIAL F.A.R. AREA = 7,589.16 / 5.2 = 1459.454	1459.454
45	R FOR PROPOSED INSTITUTIONAL F.A.R. AREA = 3,789.23 / 2.6 = 1457.396	1457.396
46	S FOR PROPOSED RESIDENTIAL F.A.R. AREA = 7,589.16 / 5.2 = 1459.454	1459.454
47	T FOR PROPOSED INSTITUTIONAL F.A.R. AREA = 3,789.23 / 2.6 = 1457.396	1457.396
48	U FOR PROPOSED RESIDENTIAL F.A.R. AREA = 7,589.16 / 5.2 = 1459.454	1459.454
49	V FOR PROPOSED INSTITUTIONAL F.A.R. AREA = 3,789.23 / 2.6 = 1457.396	1457.396
50	W FOR PROPOSED RESIDENTIAL F.A.R. AREA = 7,589.16 / 5.2 = 1459.454	1459.454
51	X FOR PROPOSED INSTITUTIONAL F.A.R. AREA = 3,789.23 / 2.6 = 1457.396	1457.396
52	Y FOR PROPOSED RESIDENTIAL F.A.R. AREA = 7,589.16 / 5.2 = 1459.454	1459.454
53	Z FOR PROPOSED INSTITUTIONAL F.A.R. AREA = 3,789.23 / 2.6 = 1457.396	1457.396
54	AA FOR PROPOSED RESIDENTIAL F.A.R. AREA = 7,589.16 / 5.2 = 1459.454	1459.454
55	AB FOR PROPOSED INSTITUTIONAL F.A.R. AREA = 3,789.23 / 2.6 = 1457.396	1457.396
56	AC FOR PROPOSED RESIDENTIAL F.A.R. AREA = 7,589.16 / 5.2 = 1459.454	1459.454
57	AD FOR PROPOSED INSTITUTIONAL F.A.R. AREA = 3,789.23 / 2.6 = 1457.396	1457.396
58	AE FOR PROPOSED RESIDENTIAL F.A.R. AREA = 7,589.16 / 5.2 = 1459.454	1459.454
59	AF FOR PROPOSED INSTITUTIONAL F.A.R. AREA = 3,789.23 / 2.6 = 1457.396	1457.396
60	AG FOR PROPOSED RESIDENTIAL F.A.R. AREA = 7,589.16 / 5.2 = 1459.454	1459.454
61	AH FOR PROPOSED INSTITUTIONAL F.A.R. AREA = 3,789.23 / 2.6 = 1457.396	1457.396
62	AI FOR PROPOSED RESIDENTIAL F.A.R. AREA = 7,589.16 / 5.2 = 1459.454	1459.454
63	AJ FOR PROPOSED INSTITUTIONAL F.A.R. AREA = 3,789.23 / 2.6 = 1457.396	1457.396
64	AK FOR PROPOSED RESIDENTIAL F.A.R. AREA = 7,589.16 / 5.2 = 1459.454	1459.454
65	AL FOR PROPOSED INSTITUTIONAL F.A.R. AREA = 3,789.23 / 2.6 = 1457.396	1457.396
66	AM FOR PROPOSED RESIDENTIAL F.A.R. AREA = 7,589.16 / 5.2 = 1459.454	1459.454
67	AN FOR PROPOSED INSTITUTIONAL F.A.R. AREA = 3,789.23 / 2.6 = 1457.396	1457.396
68	AO FOR PROPOSED RESIDENTIAL F.A.R. AREA = 7,589.16 / 5.2 = 1459.454	1459.454
69	AP FOR PROPOSED INSTITUTIONAL F.A.R. AREA = 3,789.23 / 2.6 = 1457.396	1457.396
70	AQ FOR PROPOSED RESIDENTIAL F.A.R. AREA = 7,589.16 / 5.2 = 1459.454	1459.454
71	AR FOR PROPOSED INSTITUTIONAL F.A.R. AREA = 3,789.23 / 2.6 = 1457.396	1457.396
72	AS FOR PROPOSED RESIDENTIAL F.A.R. AREA = 7,589.16 / 5.2 = 1459.454	1459.454
73	AT FOR PROPOSED INSTITUTIONAL F.A.R. AREA = 3,789.23 / 2.6 = 1457.396	1457.396
74	AU FOR PROPOSED RESIDENTIAL F.A.R. AREA = 7,589.16 / 5.2 = 1459.454	1459.454
75	AV FOR PROPOSED INSTITUTIONAL F.A.R. AREA = 3,789.23 / 2.6 = 1457.396	1457.396
76	AW FOR PROPOSED RESIDENTIAL F.A.R. AREA = 7,589.16 / 5.2 = 1459.454	1459.454
77	AX FOR PROPOSED INSTITUTIONAL F.A.R. AREA = 3,789.23 / 2.6 = 1457.396	1457.396
78	AY FOR PROPOSED RESIDENTIAL F.A.R. AREA = 7,589.16 / 5.2 = 1459.454	1459.454
79	AZ FOR PROPOSED INSTITUTIONAL F.A.R. AREA = 3,789.23 / 2.6 = 1457.396	1457.396
80	BA FOR PROPOSED RESIDENTIAL F.A.R. AREA = 7,589.16 / 5.2 = 1459.454	1459.454
81	BB FOR PROPOSED INSTITUTIONAL F.A.R. AREA = 3,789.23 / 2.6 = 1457.396	1457.396
82	BC FOR PROPOSED RESIDENTIAL F.A.R. AREA = 7,589.16 / 5.2 = 1459.454	1459.454
83	BD FOR PROPOSED INSTITUTIONAL F.A.R. AREA = 3,789.23 / 2.6 = 1457.396	1457.396
84	BE FOR PROPOSED RESIDENTIAL F.A.R. AREA = 7,589.16 / 5.2 = 1459.454	1459.454
85	BF FOR PROPOSED INSTITUTIONAL F.A.R. AREA = 3,789.23 / 2.6 = 1457.396	1457.396
86	BG FOR PROPOSED RESIDENTIAL F.A.R. AREA = 7,589.16 / 5.2 = 1459.454	1459.454
87	BH FOR PROPOSED INSTITUTIONAL F.A.R. AREA = 3,789.23 / 2.6 = 1457.396	1457.396
88	BI FOR PROPOSED RESIDENTIAL F.A.R. AREA = 7,589.16 / 5.2 = 1459.454	1459.454
89	BJ FOR PROPOSED INSTITUTIONAL F.A.R. AREA = 3,789.23 / 2.6 = 1457.396	1457.396
90	BK FOR PROPOSED RESIDENTIAL F.A.R. AREA = 7,589.16 / 5.2 = 1459.454	1459.454
91	BL FOR PROPOSED INSTITUTIONAL F.A.R. AREA = 3,789.23 / 2.6 = 1457.396	1457.396
92	BM FOR PROPOSED RESIDENTIAL F.A.R. AREA = 7,589.16 / 5.2 = 1459.454	1459.454
93	BN FOR PROPOSED INSTITUTIONAL F.A.R. AREA = 3,789.23 / 2.6 = 1457.396	1457.396
94	BO FOR PROPOSED RESIDENTIAL F.A.R. AREA = 7,589.16 / 5.2 = 1459.454	1459.454
95	BP FOR PROPOSED INSTITUTIONAL F.A.R. AREA = 3,789.23 / 2.6 = 1457.396	1457.396
96	BQ FOR PROPOSED RESIDENTIAL F.A.R. AREA = 7,589.16 / 5.2 = 1459.454	1459.454
97	BR FOR PROPOSED INSTITUTIONAL F.A.R. AREA = 3,789.23 / 2.6 = 1457.396	1457.396
98	BS FOR PROPOSED RESIDENTIAL F.A.R. AREA = 7,589.16 / 5.2 = 1459.454	1459.454
99	BT FOR PROPOSED INSTITUTIONAL F.A.R. AREA = 3,789.23 / 2.6 = 1457.396	1457.396
100	BU FOR PROPOSED RESIDENTIAL F.A.R. AREA = 7,589.16 / 5.2 = 1459.454	1459.454
101	BV FOR PROPOSED INSTITUTIONAL F.A.R. AREA = 3,789.23 / 2.6 = 1457.396	1457.396
102	BW FOR PROPOSED RESIDENTIAL F.A.R. AREA = 7,589.16 / 5.2 = 1459.454	1459.454
103	BX FOR PROPOSED INSTITUTIONAL F.A.R. AREA = 3,789.23 / 2.6 = 1457.396	1457.396
104	BY FOR PROPOSED RESIDENTIAL F.A.R. AREA = 7,589.16 / 5.2 = 1459.454	1459.454
105	BZ FOR PROPOSED INSTITUTIONAL F.A.R. AREA = 3,789.23 / 2.6 = 1457.396	1457.396
106	CA FOR PROPOSED RESIDENTIAL F.A.R. AREA = 7,589.16 / 5.2 = 1459.454	1459.454
107	CB FOR PROPOSED INSTITUTIONAL F.A.R. AREA = 3,789.23 / 2.6 = 1457.396	1457.396
108	CC FOR PROPOSED RESIDENTIAL F.A.R. AREA = 7,589.16 / 5.2 = 1459.454	1459.454
109	CD FOR PROPOSED INSTITUTIONAL F.A.R. AREA = 3,789.23 / 2.6 = 1457.396	1457.396
110	CE FOR PROPOSED RESIDENTIAL F.A.R. AREA = 7,589.16 / 5.2 = 1459.454	1459.454
111	CF FOR PROPOSED INSTITUTIONAL F.A.R. AREA = 3,789.23 / 2.6 = 1457.396	1457.396
112	CG FOR PROPOSED RESIDENTIAL F.A.R. AREA = 7,589.16 / 5.2 = 1459.454	1459.454
113	CH FOR PROPOSED INSTITUTIONAL F.A.R. AREA = 3,789.23 / 2.6 = 1457.396	1457.396
114	CI FOR PROPOSED RESIDENTIAL F.A.R. AREA = 7,589.16 / 5.2 = 1459.454	1459.454
115	CK FOR PROPOSED INSTITUTIONAL F.A.R. AREA = 3,789.23 / 2.6 = 1457.396	1457.396
116	CL FOR PROPOSED RESIDENTIAL F.A.R. AREA = 7,589.16 / 5.2 = 1459.454	1459.454
117	CM FOR PROPOSED INSTITUTIONAL F.A.R. AREA = 3,789.23 / 2.6 = 1457.396	1457.396
118	CN FOR PROPOSED RESIDENTIAL F.A.R. AREA = 7,589.16 / 5.2 = 1459.454	1459.454
119	CO FOR PROPOSED INSTITUTIONAL F.A.R. AREA = 3,789.23 / 2.6 = 1457.396	1457.396
120	CP FOR PROPOSED RESIDENTIAL F.A.R. AREA = 7,589.16 / 5.2 = 1459.454	1459.454
121	CQ FOR PROPOSED INSTITUTIONAL F.A.R. AREA = 3,789.23 / 2.6 = 1457.396	1457.396
122	CR FOR PROPOSED RESIDENTIAL F.A.R. AREA = 7,589.16 / 5.2 = 1459.454	1459.454
123	CS FOR PROPOSED INSTITUTIONAL F.A.R. AREA = 3,789.23 / 2.6 = 1457.396	1457.396
124	CT FOR PROPOSED RESIDENTIAL F.A.R. AREA = 7,589.16 / 5.2 = 1459.454	1459.454
125	CU FOR PROPOSED INSTITUTIONAL F.A.R. AREA = 3,789.23 / 2.6 = 1457.396	1457.396
126	CV FOR PROPOSED RESIDENTIAL F.A.R. AREA = 7,589.16 / 5.2 = 1459.454	1459.454
127	CV FOR PROPOSED INSTITUTIONAL F.A.R. AREA = 3,789.23 / 2.6 = 1457.396	1457.396
128	CW FOR PROPOSED RESIDENTIAL F.A.R. AREA = 7,589.16 / 5.2 = 1459.454	1459.454
129	CX FOR PROPOSED INSTITUTIONAL F.A.R. AREA = 3,789.23 / 2.6 = 1457.396	1457.396
130	CY FOR PROPOSED RESIDENTIAL F.A.R. AREA = 7,589.16 / 5.2 = 1459.454	1459.454
131	CZ FOR PROPOSED INSTITUTIONAL F.A.R. AREA = 3,789.23 / 2.6 = 1457.396	1457.396
132	CA FOR PROPOSED RESIDENTIAL F.A.R. AREA = 7,589.16 / 5.2 = 1459.454	1459.454
133	CB FOR PROPOSED INSTITUTIONAL F.A.R. AREA = 3,789.23 / 2.6 = 1457.396	1457.396
134	CB FOR PROPOSED RESIDENTIAL F.A.R. AREA = 7,589.16 / 5.2 = 1459.454	1459.454
135	CC FOR PROPOSED INSTITUTIONAL F.A.R. AREA = 3,789.23 / 2.6 = 1457.396	1457.396
136	CC FOR PROPOSED RESIDENTIAL F.A.R. AREA = 7,589.16 / 5.2 = 1459.454	1459.454
137	CD FOR PROPOSED INSTITUTIONAL F.A.R. AREA = 3,789.23 / 2.6 = 1457.396	1457.396
138	CD FOR PROPOSED RESIDENTIAL F.A.R. AREA = 7,589.16 / 5.2 = 1459.454	1459.454
139	CE FOR PROPOSED INSTITUTIONAL F.A.R. AREA = 3,789.23 / 2.6 = 1457.396	1457.396
140	CE FOR PROPOSED RESIDENTIAL F.A.R. AREA = 7,589.16 / 5.2 = 1459.454	1459.454
141	CF FOR PROPOSED INSTITUTIONAL F.A.R. AREA = 3,789.23 / 2.6 = 1457.396	1457.396
142	CF FOR PROPOSED RESIDENTIAL F.A.R. AREA = 7,589.16 / 5.2 = 1459.454	1459.454
143	CG FOR	

30-331910/5/2011/15/11
 U.S. Noida
 Drawing Checked & Verified By
 Approved By



LEGEND	
	I.T. F.A.R.
	RESIDENTIAL F.A.R.
	INSTITUTIONAL F.A.R.
	SETBACK LINE
	UPPER BASEMENT LINE
	LOWER BASEMENT LINE
	PODIUM LINE
	15 % FACILITY HATCH

TOWER - A
1st. FLOOR PLAN

TOWER - B
1st. FLOOR PLAN

PROJECT :-
 PROPOSED I.T. PARK
 AT PLOT No. - 17 SECTOR K.P. - V
 GREATER NOIDA

BUILDERS & PROMOTER :-
 M/S S.K.V. INFOTECH Pvt. Ltd.
 M - 48 GREATER KAILASH PART - II
 NEW DELHI - 110048

DRAWING TITLE :-
 1ST. FLOOR PLAN

ARCHITECTS:

 Space Designers International
 Architects Pvt. Ltd.
 5 / 1300, VASUNDHARA, GHAZIABAD
 W-110-1300, W-110-1300, W-110-1300
 e-mail: spandesigns.com, www.spandesigns.com

DRAWN BY :- SAHILY
 CHECKED BY :- VISHAL
 SCALE: 1:250
 DATED: --

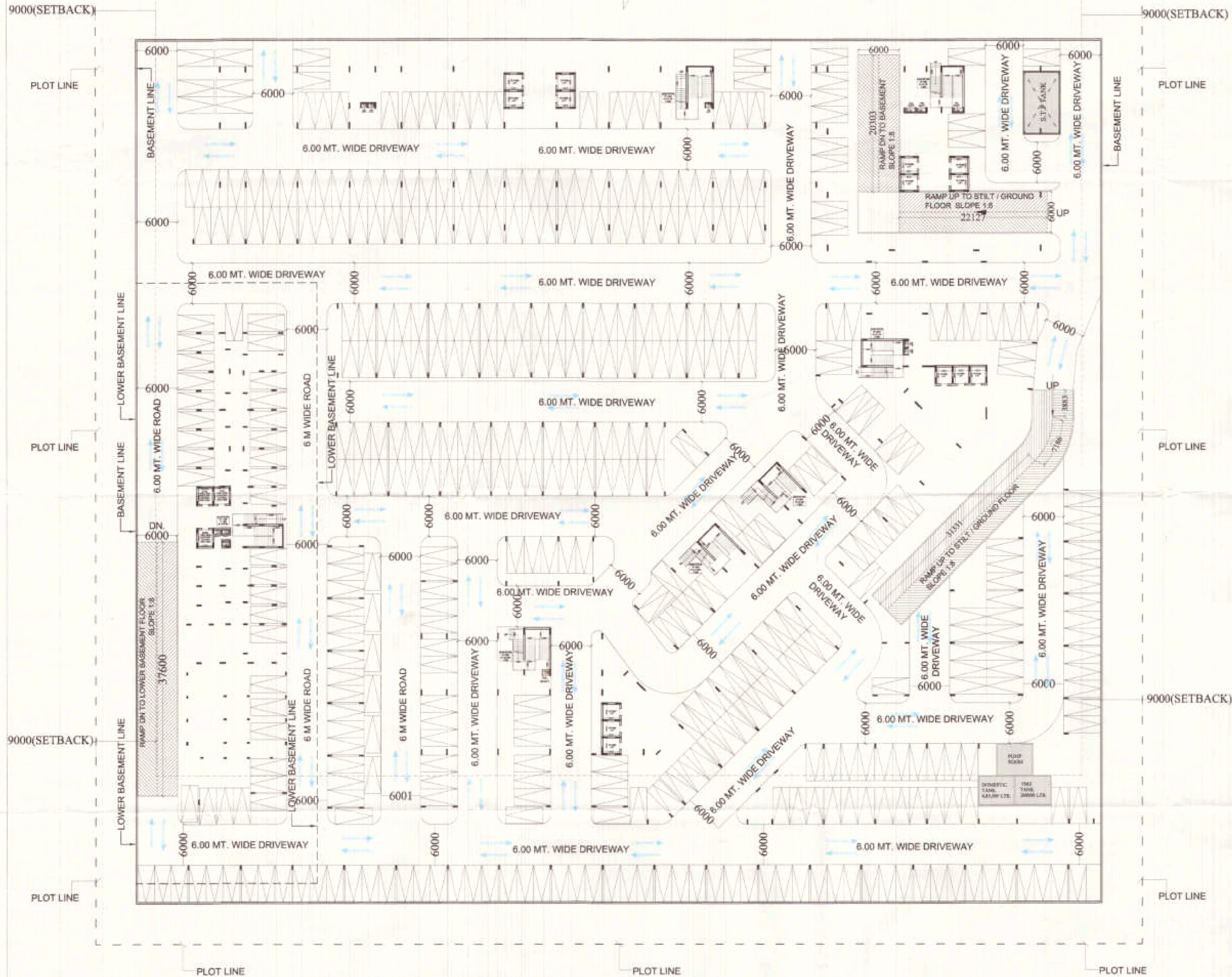
For SKV Infotech Private Limited

 Authorized Signatory

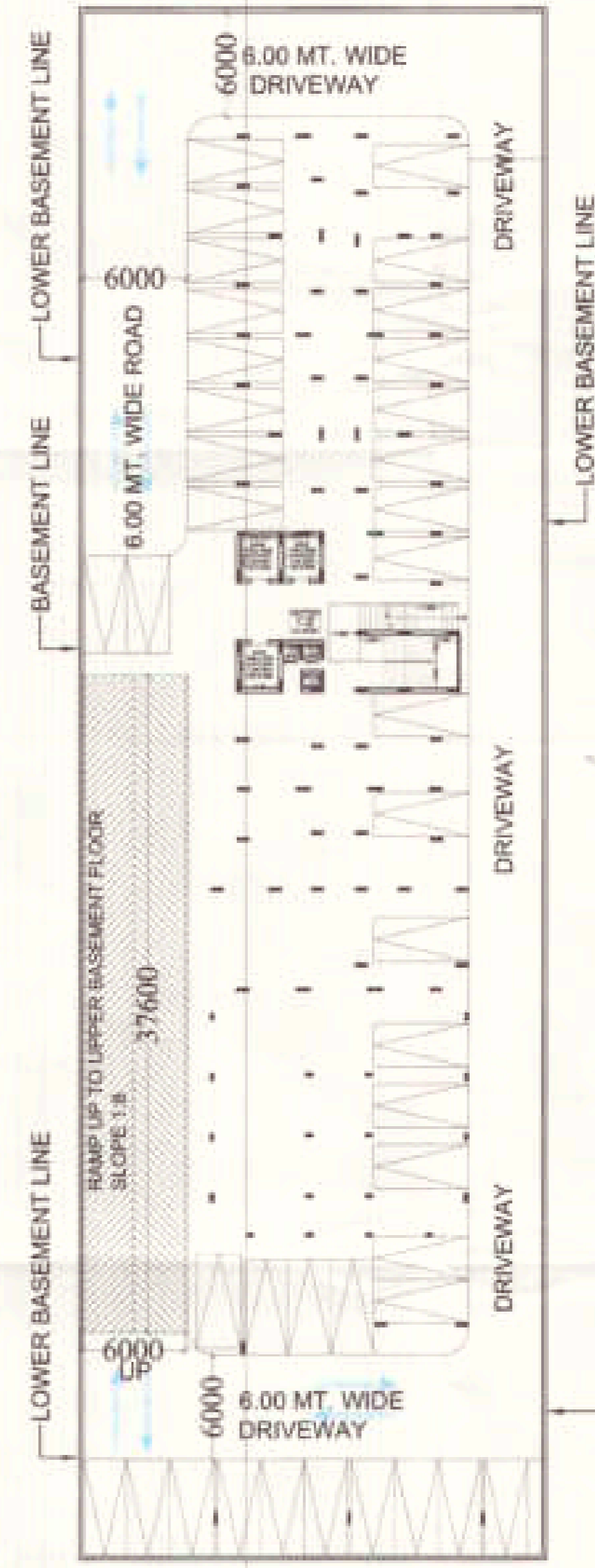
ARCHITECT'S SIGN

OWNER'S SIGN

DPG.NO. - 04



UPPER BASEMENT PLAN



LOWER BASEMENT PLAN

88-3317/1/50/1/2/14
 Noida
 M. & P. Manager
 16/11/20
 16/11/20
 16/11/20

PROJECT :-
 PROPOSED I.T. PARK
 AT PLOT No. - 17 SECTOR K.P. - V
 GREATER NOIDA

BUILDERS & PROMOTER :-
 M/S S.K.V. INFOTECH Pvt. Ltd.
 M-48 GREATER KAILASH PART-II
 NEW DELHI - 110048

DRAWING TITLE :-
 UPPER BASEMENT PLAN &
 LOWER BASEMENT PLAN

ARCHITECTS :-
 Sparc Designers International
 Architects Pvt. Ltd.
 5 / 100, VAISHNAVIA, SHADNAG
 PH. 011-26101111, 26101112
 email: sparc@sparc.com, www.sparc.com

DRWN BY: SAJAL / CHECKED BY: VISHAL / DATE: 11/2020

For SKV Infotech Private Limited
 Authorized Signatory

ARCHITECTS SIGN
 DRG. NO. - 05

TOWER -C
1514.624 SQ.M

TOWER -B
787.615 SQ.M

TOWER -A
1844.513 SQ.M

NO. 3317/S/5078/S/214
Checked & Verified By
[Signature]

DATE: 16/11/20
16/11/20
[Signature]

PROJECT :-
PROPOSED LT. PARK
AT PLOT No. - 17 SECTOR K.P. - V
GREATER NOIDA

BUILDERS & PROMOTER :-
M/S S.K.V. INFOTECH Pvt. Ltd.
M - 48 GREATER KALASH PART-II
NEW DELHI - 110048

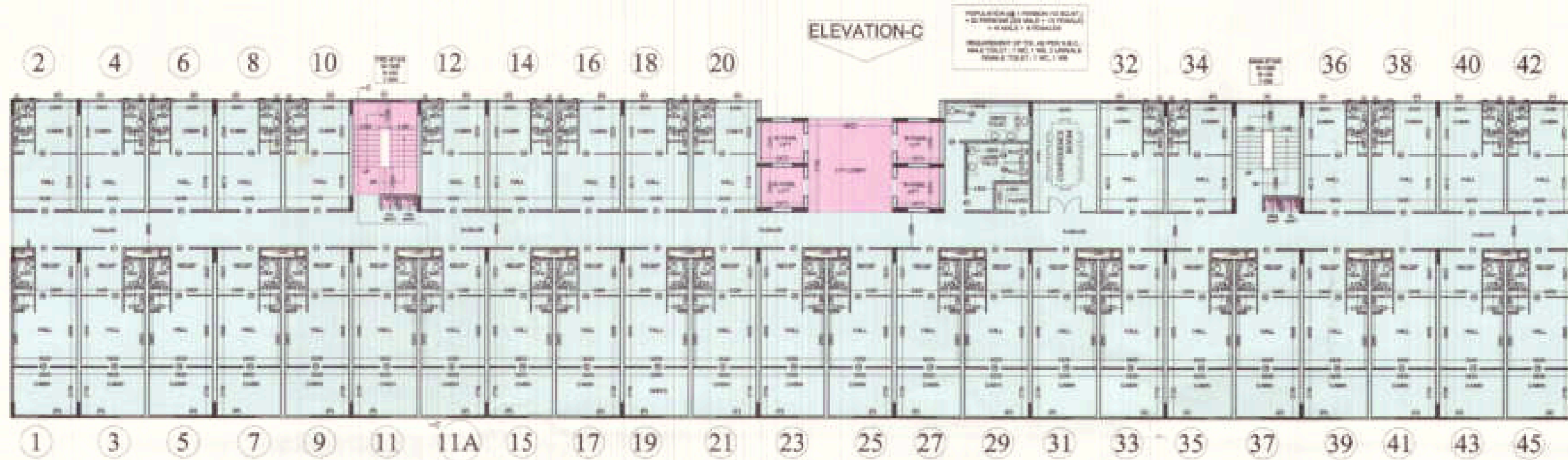
DRAWING TITLE :-
TOTAL ROOM AREA DETAIL

ARCHITECT:-
Space Designers International
Architects Pvt. Ltd.
B / 100, VALENDHARA, GHAZIABAD
PIN - 201002, THE NATIONAL CAPITAL
REGION, INDIA
www.sdiindia.com

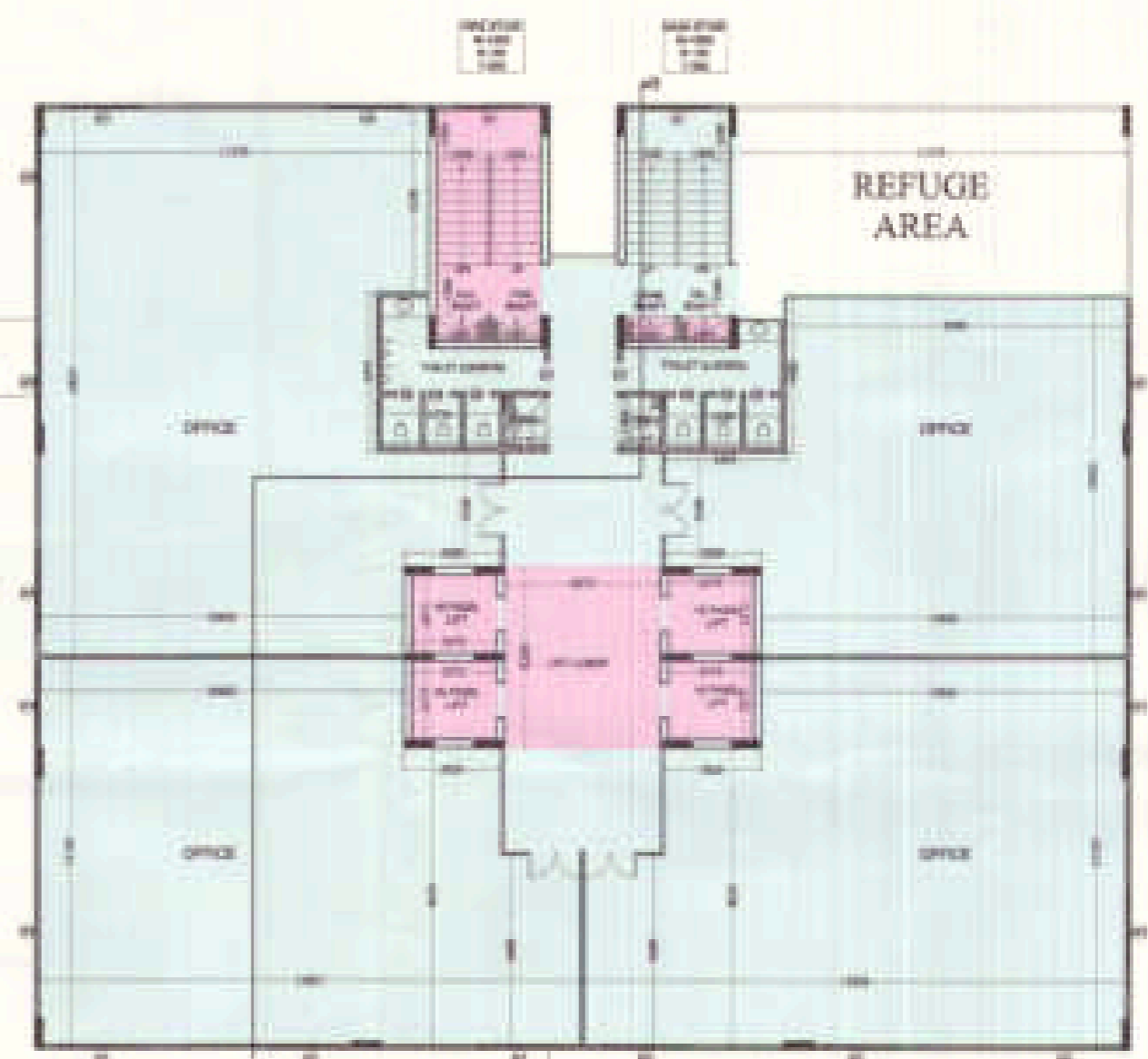
DATE BY - CHECKED BY - DATE BY - DATE BY -
SALAY - 2016

For SKV Infotech Private Limited
[Signature]
Authorized Signatory

ARCHITECT'S SIGN
[Stamp]
ARCHITECT'S SIGN
REG. NO. - 10



TOWER -C
2nd. FLOOR PLAN



TOWER -B
2nd. FLOOR PLAN

SCHEDULE OF DOOR & WINDOW			
TYPE	SIZE	CILL LVL.	LINTEL LVL.
D1	1050 X 2500	—	2500
D2	900 X 2500	—	2500
D3	750 X 2100	—	2100
W	2000 X 2050	450	2500
W1	2200 X 2050	450	2500
V	450 X 1000	1500	2500



TOWER -A
2nd. FLOOR PLAN

LEGEND	
	I.T. F.A.R.
	INSTITUTIONAL F.A.R.

NOTE :-
 • ANY HABITABLE ROOM, TOILET, KITCHEN NOT NATURALLY VENTILATED ARE MECHANICALLY VENTILATED.
 • FIRE ESCAPE STAIR CASE IS PRESSURIZED TYPE AS PER N.O.C.

Project: I.T. Park
 At Plot No. - 17 Sector K.P. - Greater Noida
 Date: 16/11/20
 Checked By: [Signature]
 Approved By: [Signature]
 16/11/20

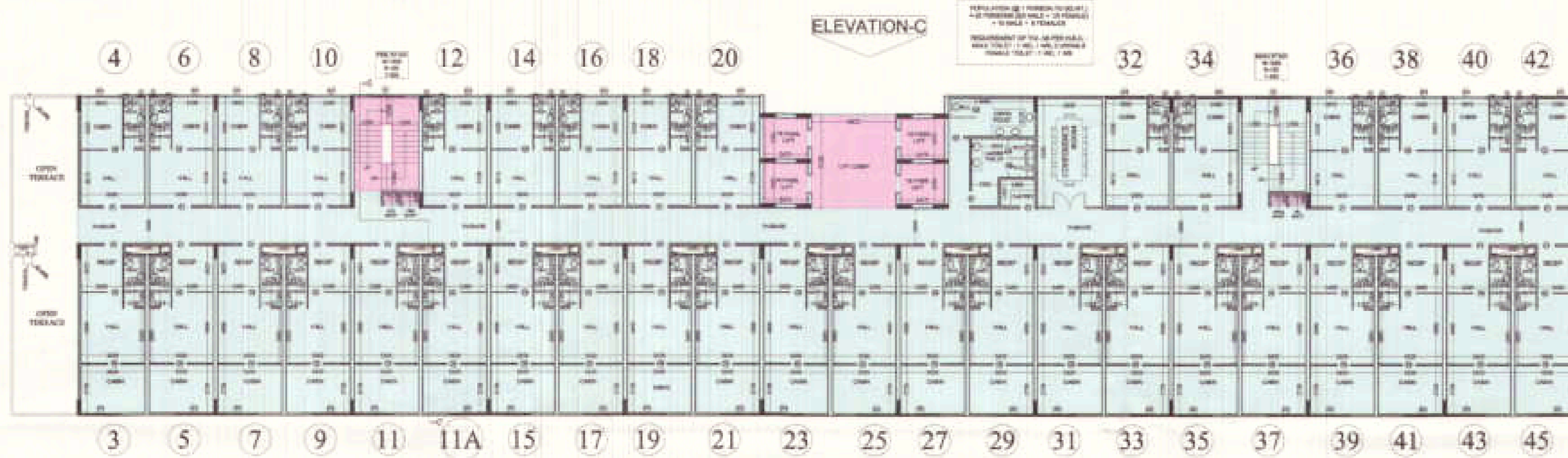
PROJECT :-
 PROPOSED I.T. PARK
 AT PLOT No. - 17 SECTOR K.P. -
 GREATER NOIDA
 BUILDERS & PROMOTER :-
 M/S S.R.V. INFOTECH PVT. Ltd.
 38-A8 GREATER KAILASH PART-II
 NEW DELHI - 110048
 DRAWING TITLE :- TOWER -A, B & C
 2nd FLOOR PLAN

NOTICE:
 Sparc Designers Inter
 Architects Pvt. Ltd.
 8/1306, WARDHANA, I
 76, GATEWAY, NEW DELHI
 and: sparc@sparc.com

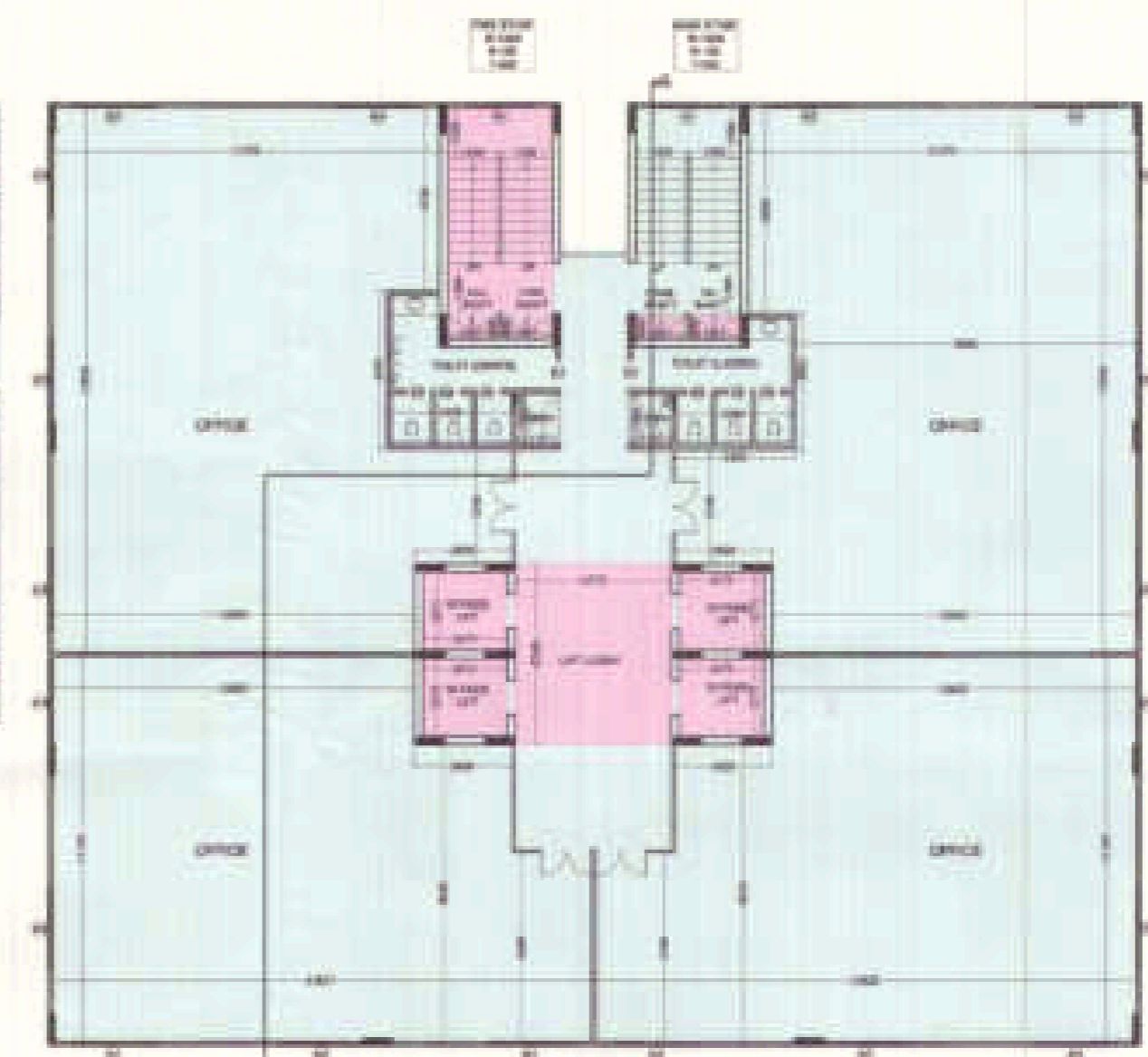
DRW. BY: [Signature] CHECKED BY: [Signature] SCALE: 1/200 DATE: 16/11/20

For S.R.V. Infotech Private Limited
 [Signature]
 Authorized Signatory

OWNERS SIGN: [Signature] ARCHITECTS: [Signature] DRG. NO.:



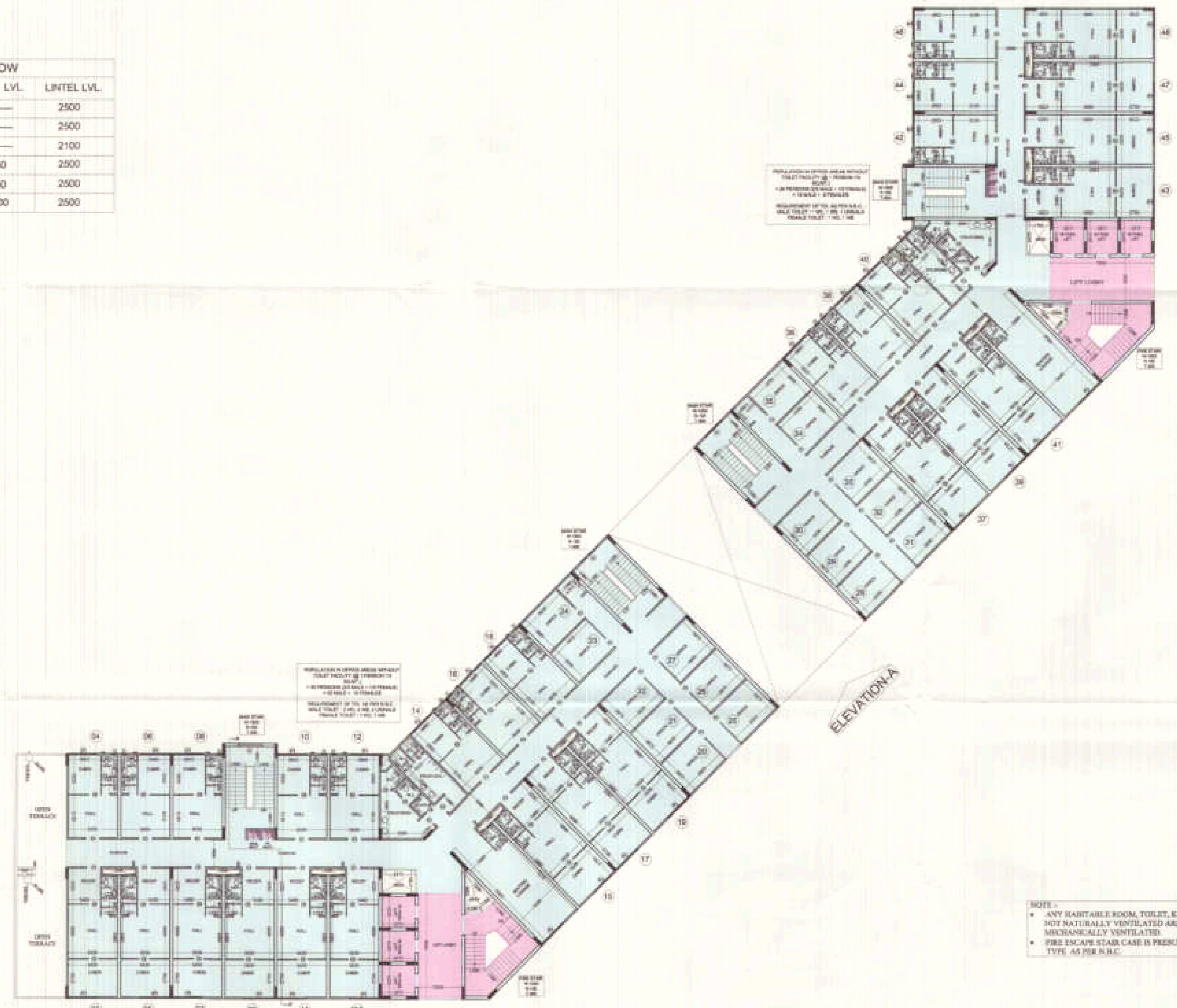
TOWER -C
4th. FLOOR PLAN



TOWER -B
4th. FLOOR PLAN

SCHEDULE OF DOOR & WINDOW

TYPE	SIZE	CILL LVL.	LINTEL LVL.
D1	1000 X 2500	—	2500
D2	900 X 2500	—	2500
D3	750 X 2100	—	2100
W	2000 X 2050	450	2500
W1	2200 X 2050	450	2500
V	450 X 1000	1500	2500



TOWER -A
4th. FLOOR PLAN

LEGEND

	I.T. F.A.R.
	INSTITUTIONAL F.A.R.

- NOTE :-
- ANY HABITABLE ROOM, TOILET, KITCHEN NOT NATURALLY VENTILATED ARE MECHANICALLY VENTILATED.
 - FIRE ESCAPE STAIR CASE IS PRESCRIBED TYPE AS PER N.I.C.

25/07/17 / 5074/01-214

Approved by
16/11/18

16/11/18

PROJECT :-
PROPOSED I.T. PARK
AT PLOT No. - 17 SECTOR K.P. - V
GREATER NOIDA

BUILDERS & PROMOTER :-
M/S S.K.V. INFOTECH PVT. LTD.
B-46 GREATER KAILASH PART-II
NEW DELHI - 110048

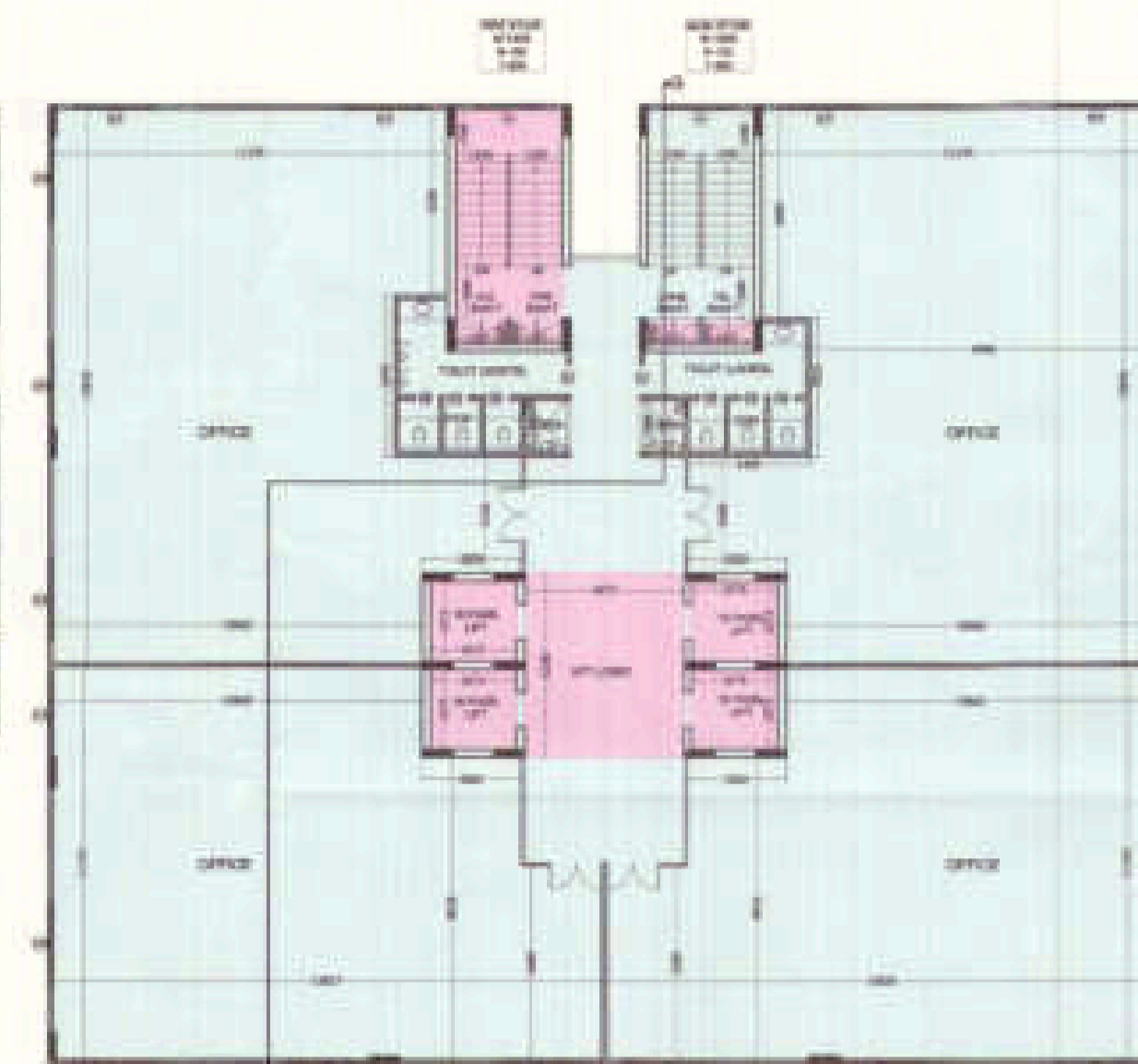
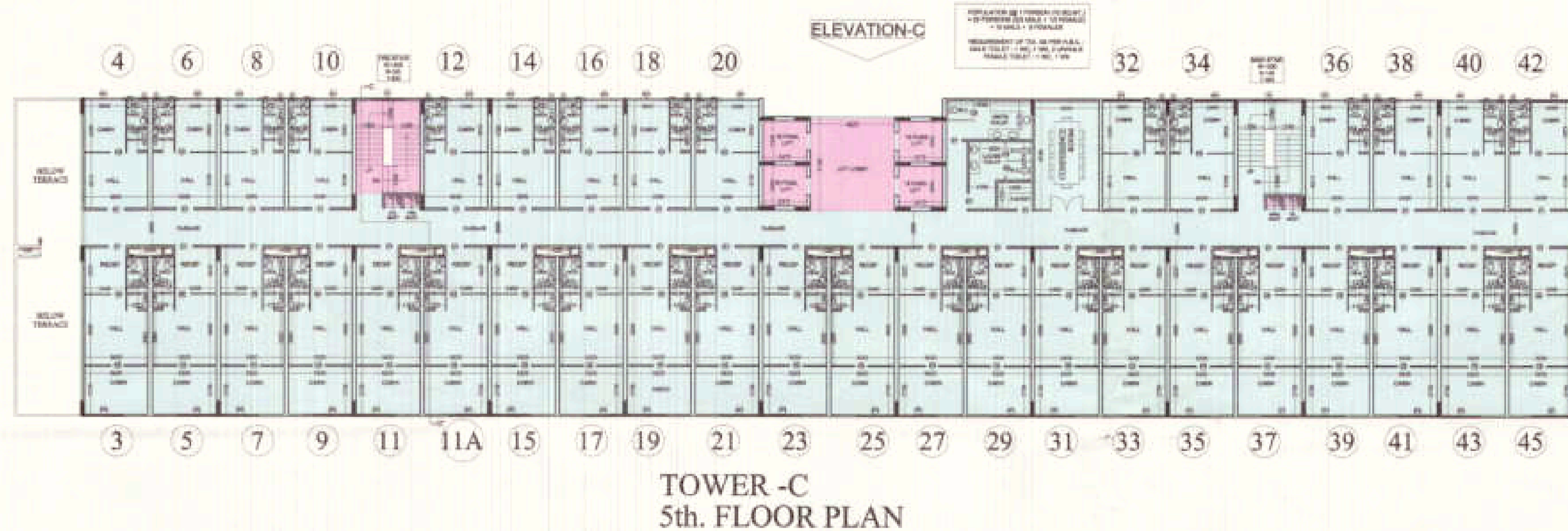
DRAWING TITLE :- TOWER -A,B & C
4th. FLOOR PLAN

ARCHITECTS :-
Sparc Designers International
Architects Pvt. Ltd.
5 / 106, VARUNGHARA, GHAZIABAD
Ph: 0120-2211111, 9810209144
Email: sparc@sparc.com, www.sparc.com

PREP BY: [Signature]
CHECKED BY: [Signature]
SCALE: [Blank]
DATE: [Blank]

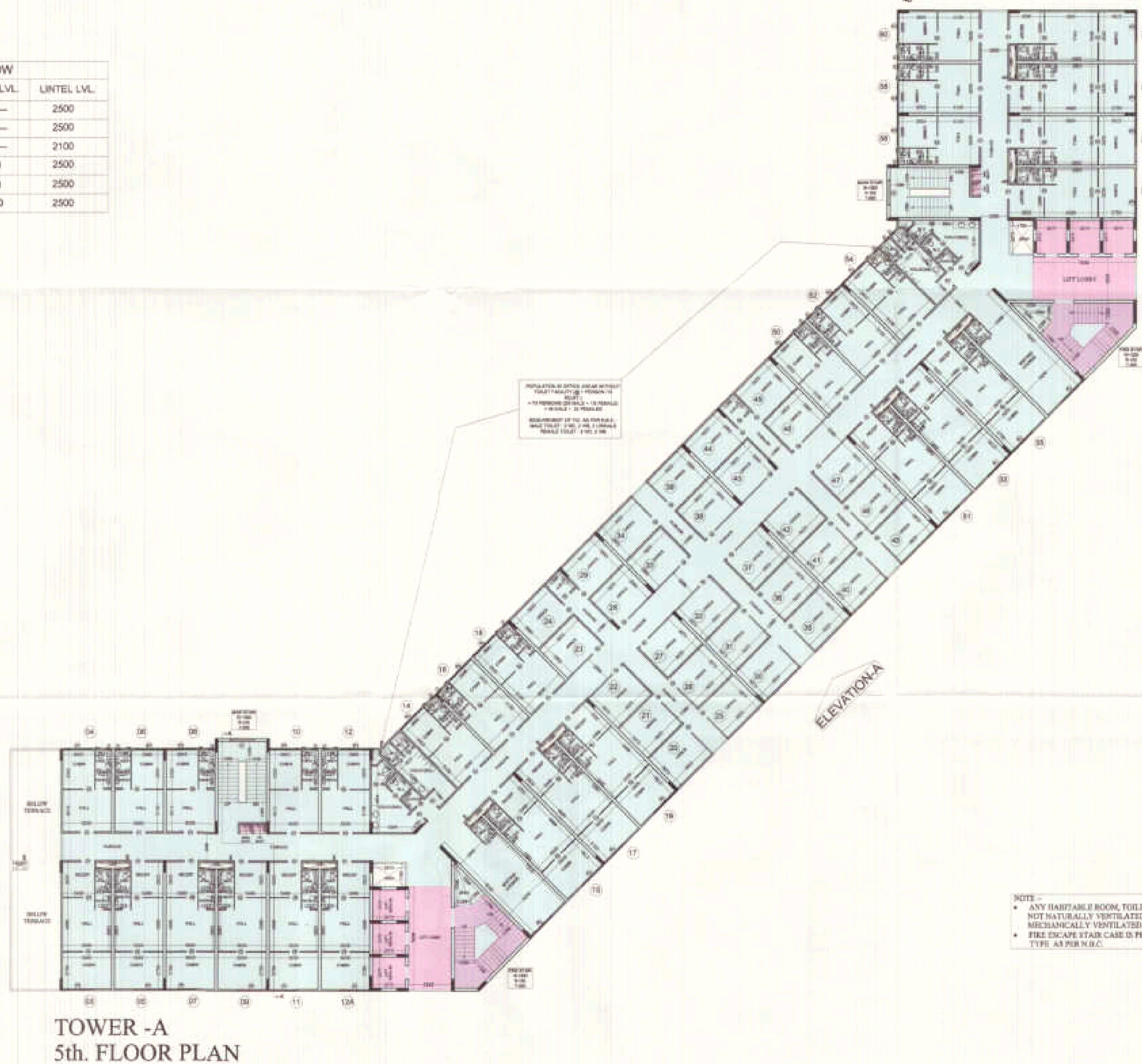
For SKV Infotech Private Limited
[Signature]
Authorized Signatory

ARCHITECT'S SEAL
DIRG. NO. - 14



SCHEDULE OF DOOR & WINDOW

TYPE	SIZE	CILL LVL.	LINTEL LVL.
D1	1050 X 2500	—	2500
D2	900 X 2500	—	2500
D3	750 X 2100	—	2100
W	2000 X 2050	450	2500
W1	2200 X 2050	450	2500
V	450 X 1000	1500	2500



LEGEND

	I.T. F.A.R.
	INSTITUTIONAL F.A.R.

18/03/2011/5/5778/11721

18/03/2011/5/5778/11721

18/03/2011/5/5778/11721

18/03/2011/5/5778/11721

18/03/2011/5/5778/11721

NOTE -

- ANY HANDICAPED ROOM, TOILET, KITCHEN NOT NATURALLY VENTILATED ARE MECHANICALLY VENTILATED.
- FIRE ESCAPE STAIR CASE IS PRESSURIZED TYPE A3 PER M.C.

PROJECT -
PROPOSED I.T. PARK
AT PLOT No. - 17 SECTOR K.P. - V
GREATER NOIDA

BUILDERS & PROMOTER -
M/S S.K.V. INFOTECH PVT. LTD.
M - AB GREATER KAILASH PART-D
NEW DELHI - 110048

DRAWING TITLE - TOWER -A,B & C
5th. FLOOR PLAN

ARCHITECTS -
Space Designers International
Architects Pvt. Ltd.
B / 136, VEERDWARA, SHADNAG
N / 20, KANUNJ, NEW DELHI - 110028
Email: space@spaceid.com

DATE: 18/03/11
SCALE: 1/200
DRAWN BY: [Signature]
CHECKED BY: [Signature]

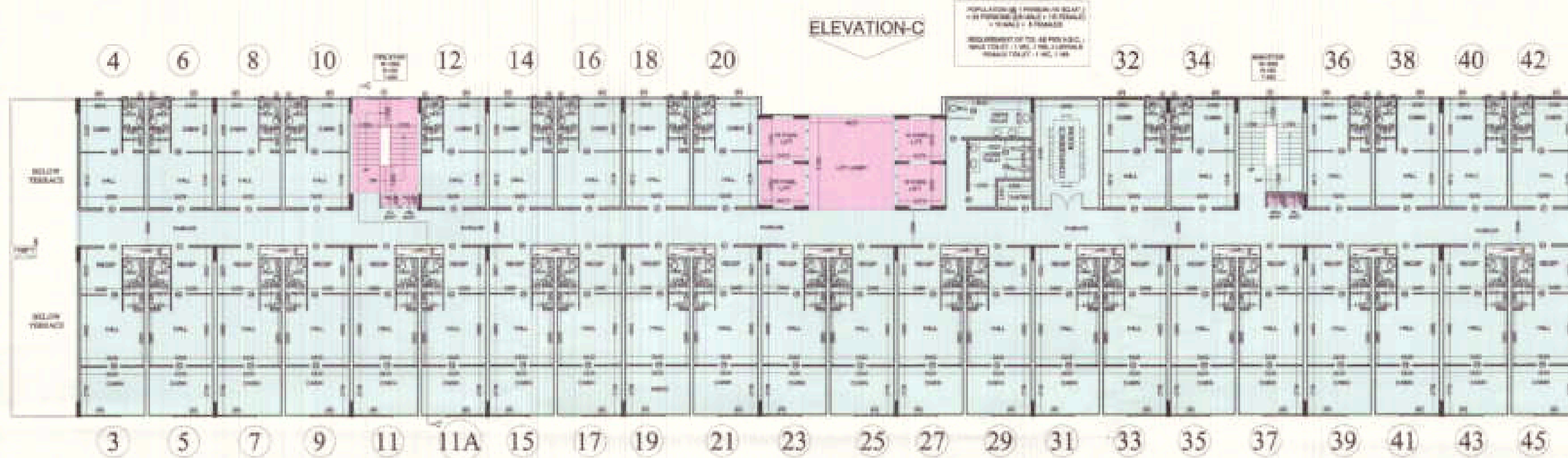
For SKV Infotech Private Limited

[Signature]

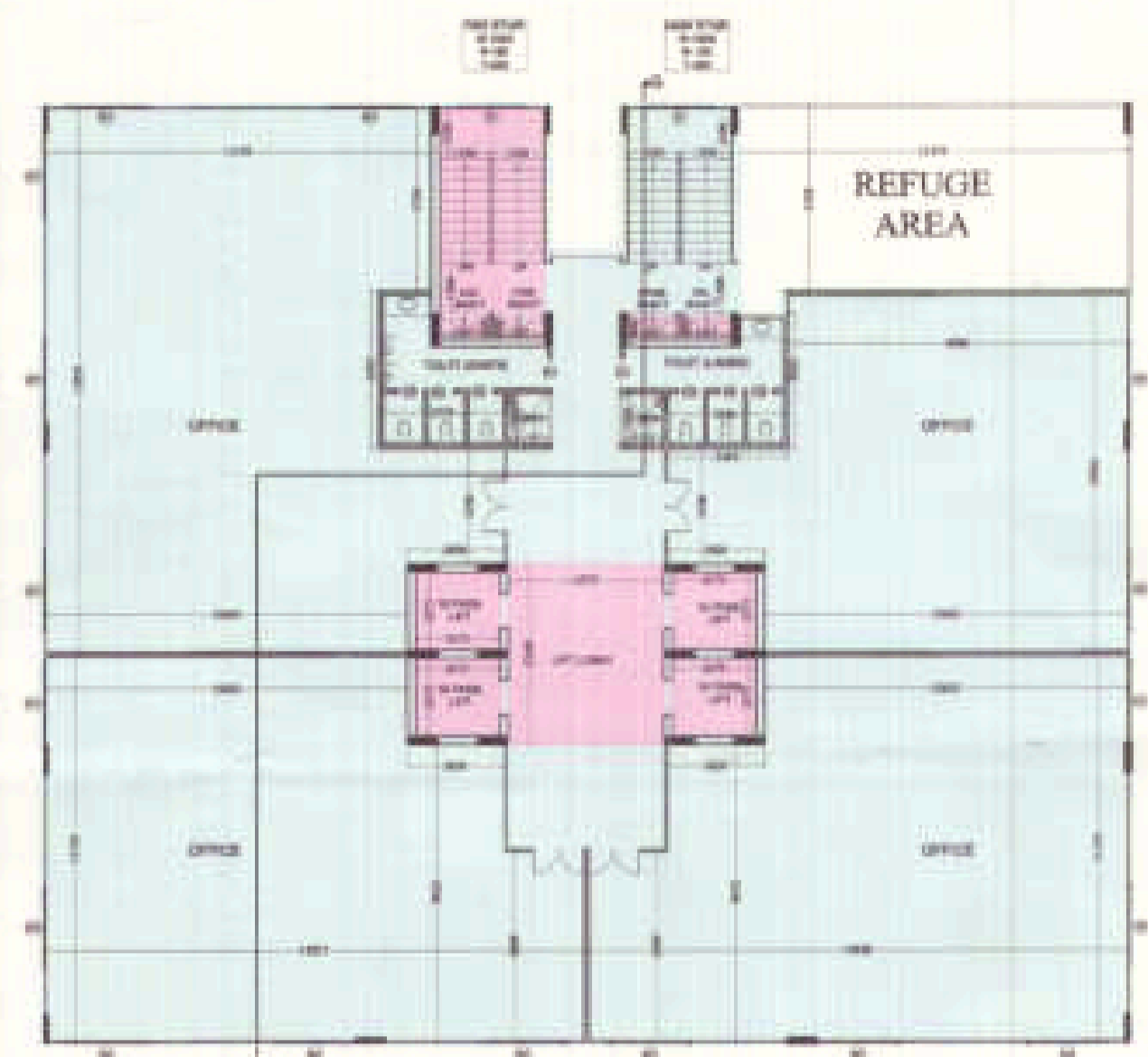
Authorized Signatory

ARCHITECTS SIGN.

DRG. NO. - 15



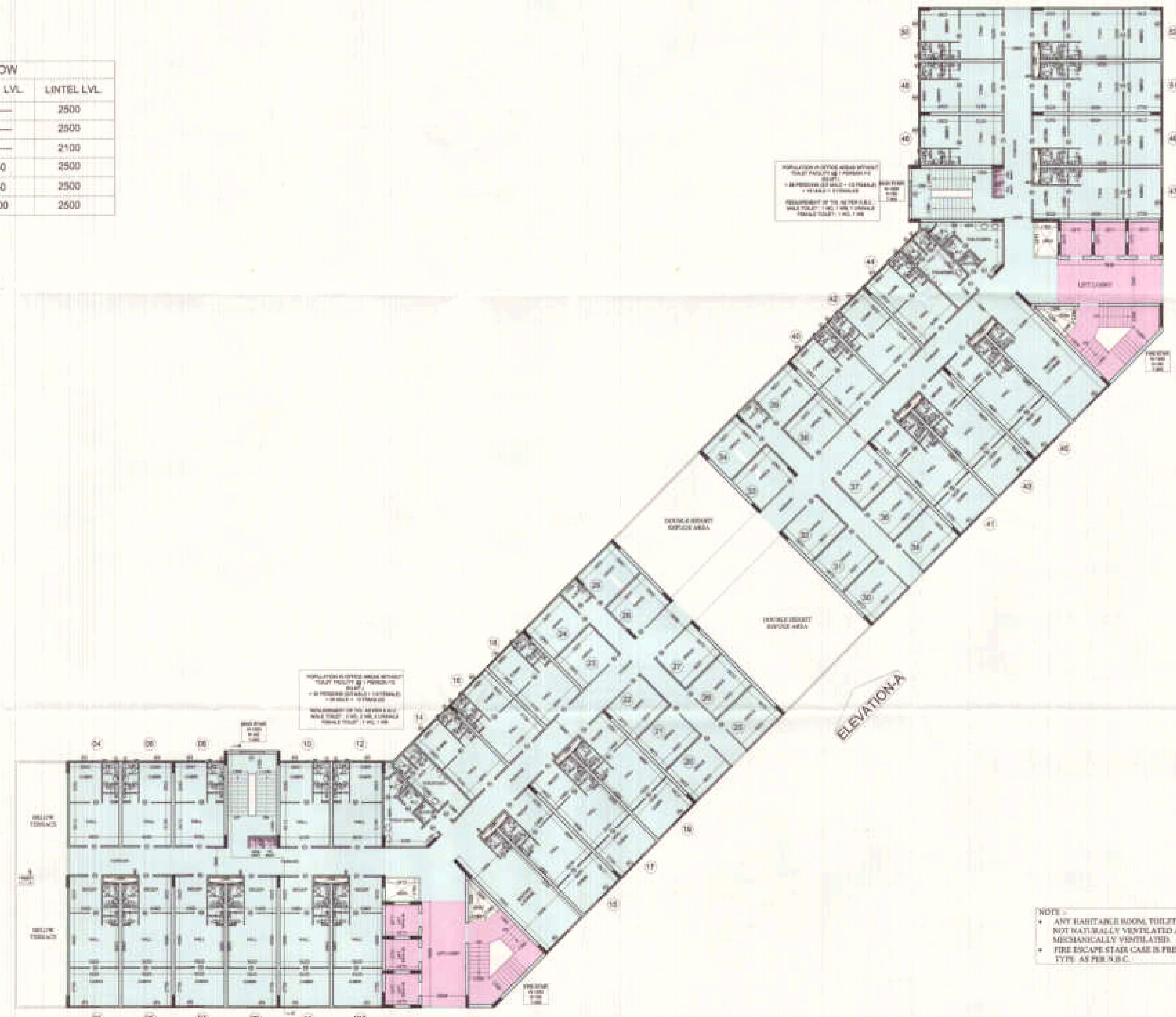
TOWER -C
6th. FLOOR PLAN



TOWER -B
6th. FLOOR PLAN

SCHEDULE OF DOOR & WINDOW

TYPE	SIZE	CILL. LVL.	LINTEL LVL.
D1	1050 X 2500	---	2500
D2	900 X 2500	---	2500
D3	750 X 2100	---	2100
W	2000 X 2050	450	2500
W1	2200 X 2050	450	2500
V	450 X 1000	1500	2500



TOWER -A
6th. FLOOR PLAN

LEGEND

	I.T. F.A.R.
	INSTITUTIONAL F.A.R.

003319/11/2024/11724

REVISIONS

16/11/24

16/11/24

NOTE :-
 * ANY HAZARDOUS ROOM, TOILET, KITCHEN NOT NATURALLY VENTILATED ARE MECHANICALLY VENTILATED.
 * FIRE ESCAPE STAIR CASE IS PRESURIZED TYPE AS PER N.B.C.

PROJECT :-
 PROPOSED I.T. PARK
 AT PLOT No. - 17 SECTOR K.P. - V
 GREATER NOIDA

BUILDERS & PROMOTER :-
 M/S S.K.V. INFOTECH PVT. LAB.
 M - 48 GREATER KAILASH PART - II
 NEW DELHI - 110048

DRAWING TITLE :- TOWER -A, B & C
 6th. FLOOR PLAN

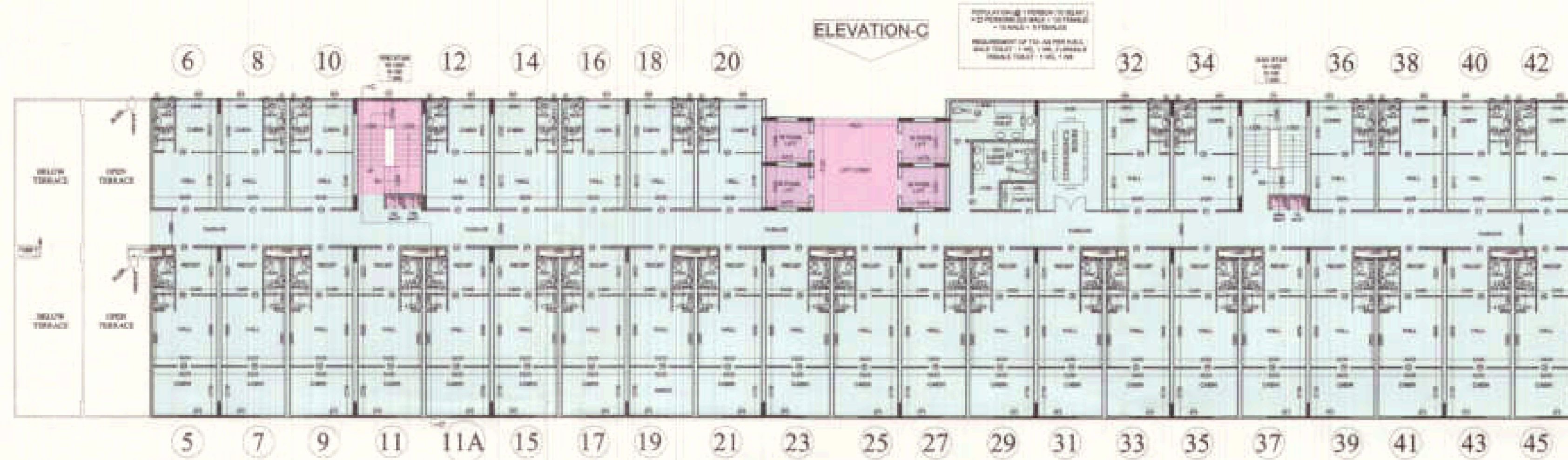
ARCHITECT:
 Space Designers International
 Architects Pvt. Ltd.
 3 / 108, VASANTHARA, GHAZIABAD
 U.P. INDIA. TEL: 0120-2700000
 e-mail: sdi@spaceid.com

For SKV Infotech Private Limited

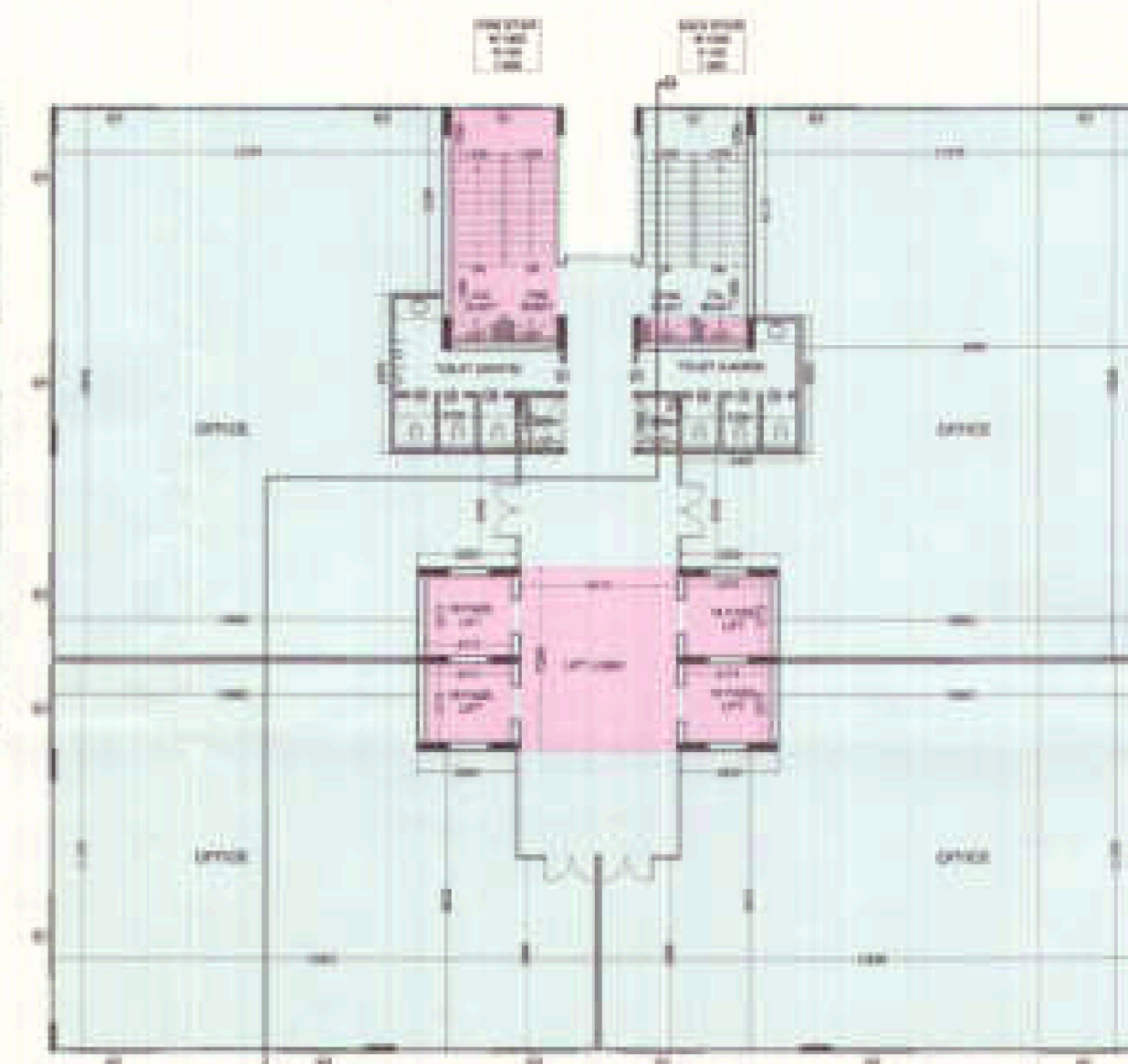
(Signature)
 Authorized Signatory



ARCHITECT'S SIGN.
 DRG. NO. - 16



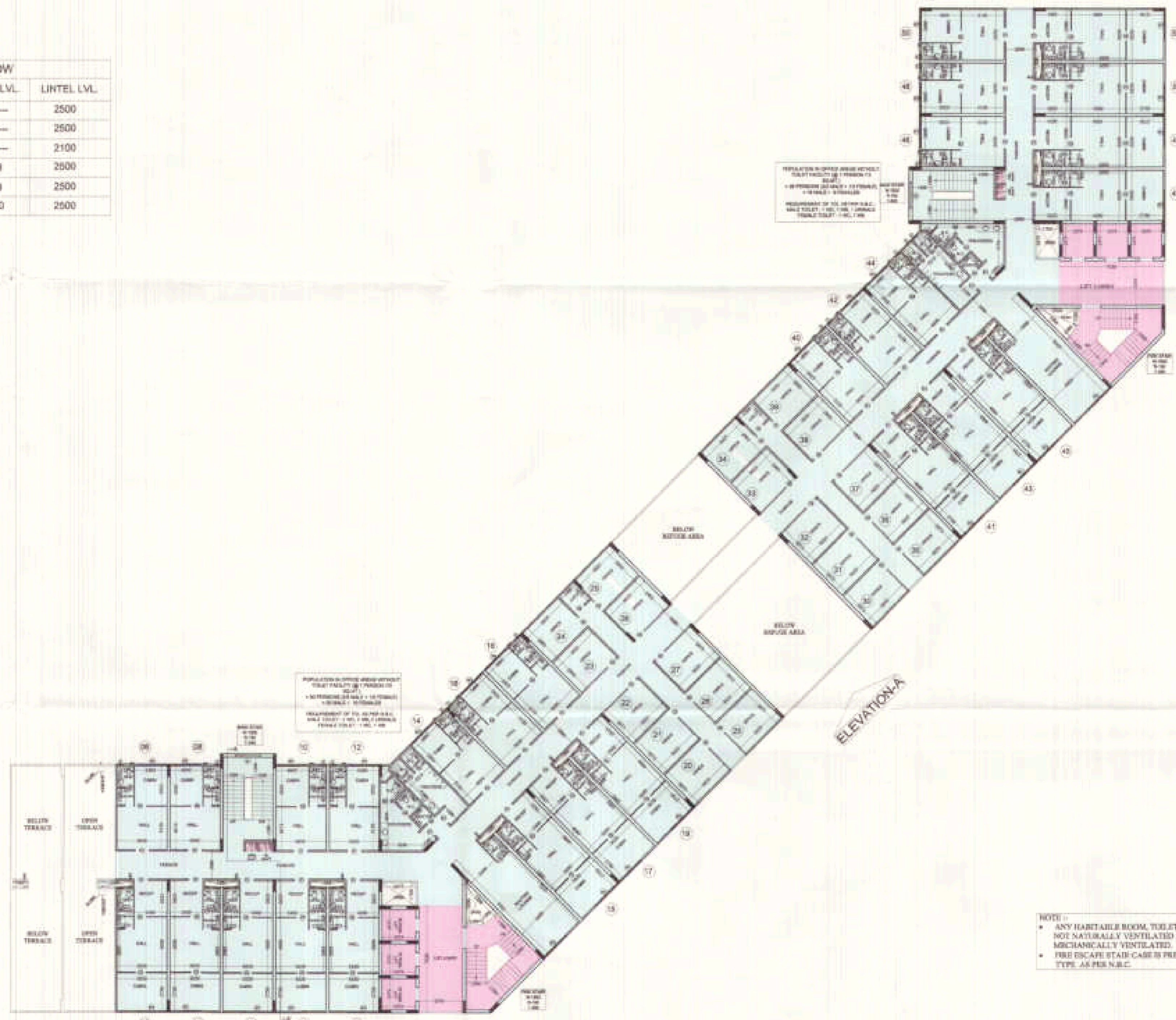
TOWER -C
7th. FLOOR PLAN



TOWER -B
7th. FLOOR PLAN

SCHEDULE OF DOOR & WINDOW

TYPE	SIZE	CILL LVL.	LINTEL LVL.
D1	1050 X 2500	---	2500
D2	900 X 2500	---	2500
D3	750 X 2100	---	2100
W	2000 X 2050	450	2500
W1	2200 X 2050	450	2500
V	450 X 1000	1500	2500



TOWER -A
7th. FLOOR PLAN

40-3317/15/2018/16-7/17
 Date: 16/11/20
 16/11/20
 20/11/20

LEGEND

	I.T. F.A.R.
	INSTITUTIONAL F.A.R.

PROJECT :-
 PROPOSED I.T. PARK
 AT PLOT No. - 17 SECTOR K.P. - V
 GREATER NOIDA

BUILDERS & PROMOTER :-
 M/S S.K.V. INFOTECH PVT. LHM
 M - 48 GREATER KAILASH PART - II
 NEW DELHI - 110048

DRAWING TITLE :- TOWER -A, B & C
 7th FLOOR PLAN

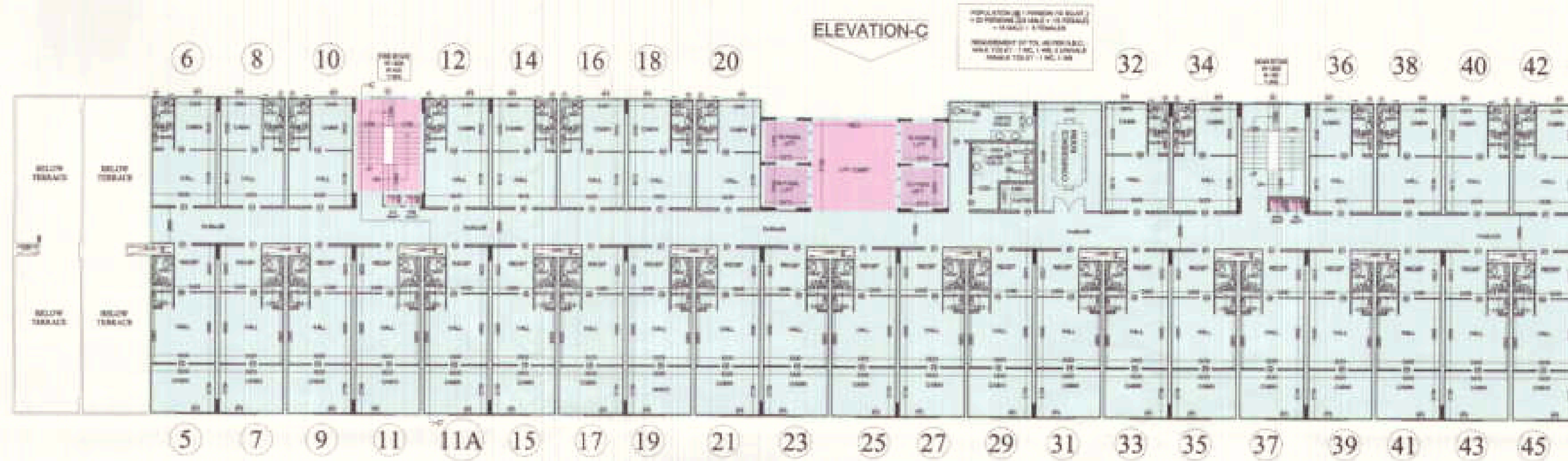
ARCHITECTS:
 Space Designers International
 Architects Pvt. Ltd.
 8 / 106, VAHINI NAGAR, GAZANAGAR
 PH - 011-4222117, 4222118, 4222119
 email: sdi@sdiltd.com, www.sdiltd.com

DRAWN BY: CHANDAN KUMAR
 CHECKED BY: VIKAS
 SCALE: 1/80
 DATE: 16/11/20

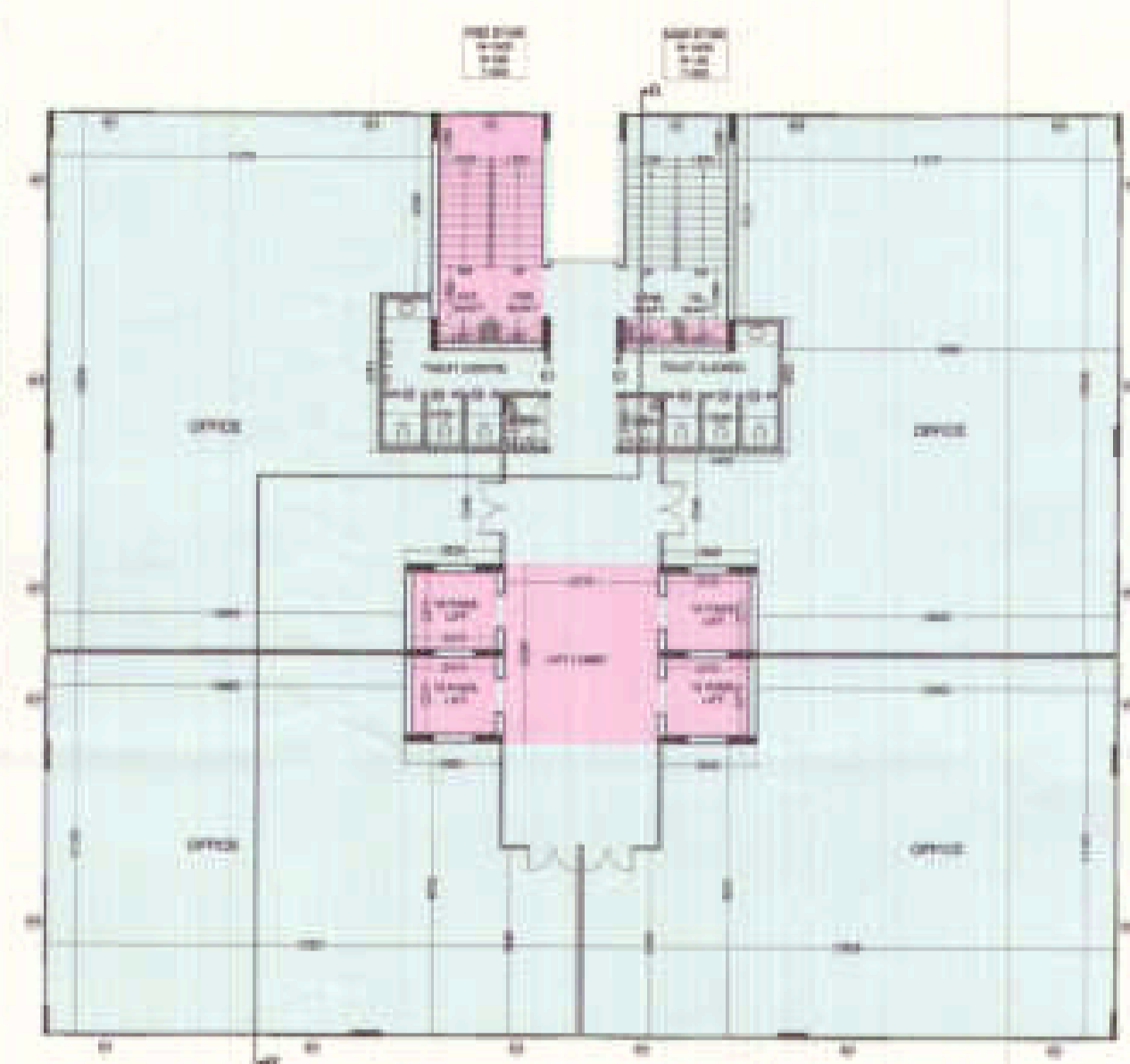
For SKV Infotech Private Limited
 Authorized Signatory

ARCHITECTS SIGN
 ORG. NO. - 17

NOTE :-
 ANY HABITABLE ROOM, TOILET, KITCHEN
 NOT NATURALLY VENTILATED ARE
 MECHANICALLY VENTILATED.
 FIRE ESCAPE STAIR CASE IS PROVIDED
 TYPE - AS PER N.B.C.



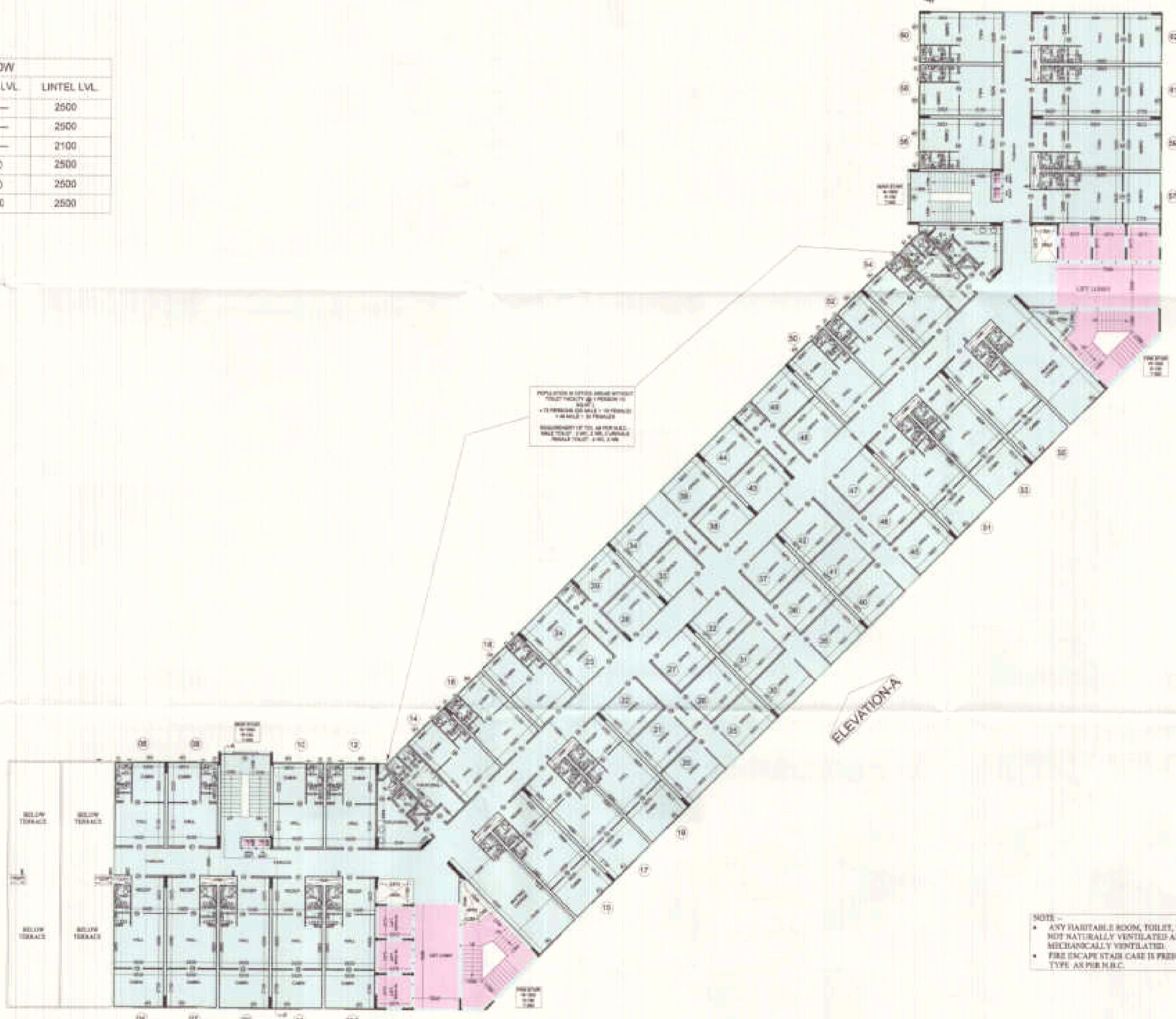
TOWER -C
8th. & 9th. FLOOR PLAN



TOWER -B
8th. & 9th. FLOOR PLAN

SCHEDULE OF DOOR & WINDOW

TYPE	SIZE	CILL LVL	LINTEL LVL
D1	1050 X 2500	—	2500
D2	900 X 2500	—	2500
D3	750 X 2100	—	2100
W	2000 X 2050	450	2500
W1	2200 X 2050	450	2500
V	450 X 1000	1500	2500



TOWER -A
8th. & 9th. FLOOR PLAN

LEGEND

	I.T. F.A.R.
	INSTITUTIONAL F.A.R.

80/9/17/18/50/17/14

Number
The Date 18/09/2018

16/11/2018

15/9/14

NOTE -
• ANY HABITABLE ROOM, TOILET, KITCHEN NOT NATURALLY VENTILATED ARE MECHANICALLY VENTILATED.
• FIRE ESCAPE STAIR CASE IS PRESSURIZED TYPE AS PER M.C.

PROJECT :-
PROPOSED I.T. PARK
AT PLOT No. - 17 SECTOR K.P. - V
GREATER NOIDA

BUILDERS & PROMOTER :-
N.S.S.K.V. DYOTECH Pvt. Ltd.
M - AN GREATER KALASH PART - II
NEW DELHI - 110048

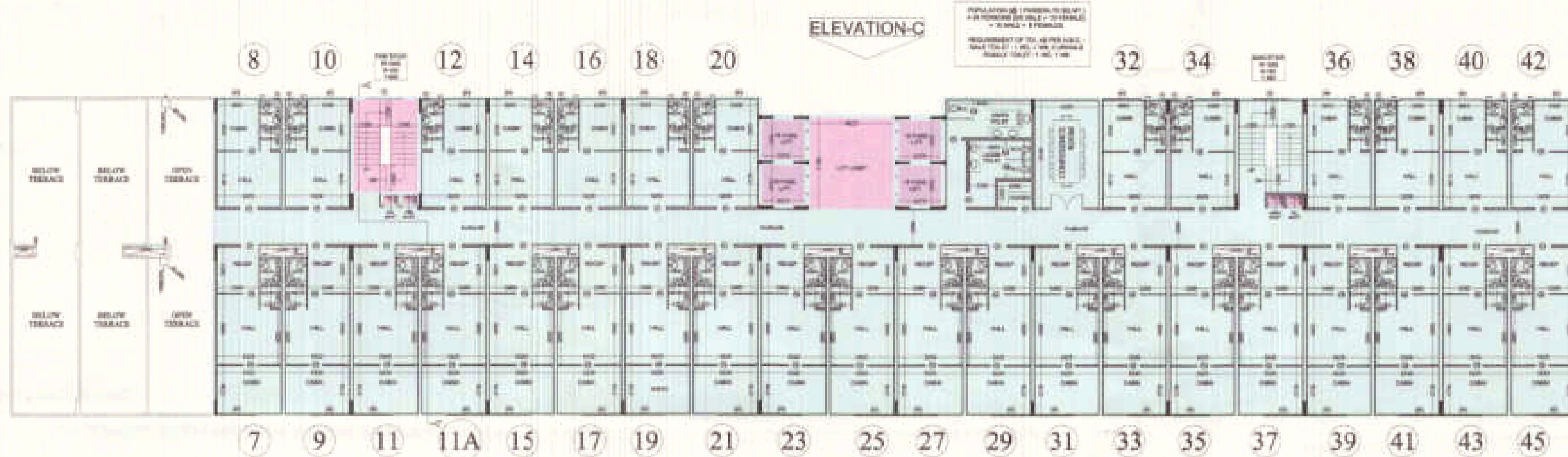
DRAWING TITLE :- TOWER -A, B & C
8th. & 9th. FLOOR PLAN

ARCHITECTS:
Space Designers International
Architects Pvt. Ltd.
E / 156, VADEHWALA, GHAZIABAD
Ph: 0120-2211111, 2211112, 2211113
www.sdiindia.com

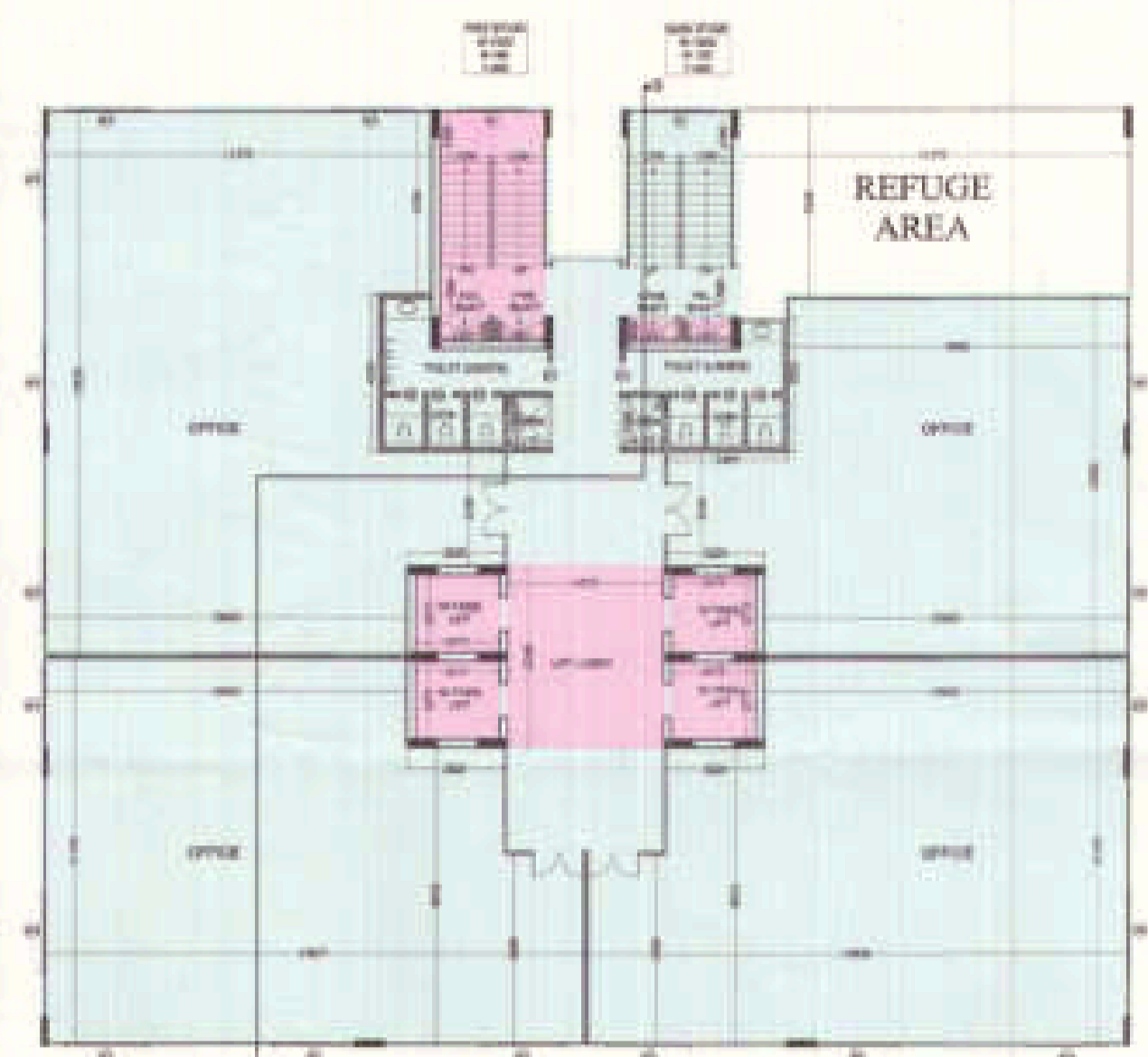
DRAWN BY: SAJALI | CHECKED BY: H.S.R. | DATE: 18/09/2018

For SKV Infotech Private Limited
Authorized Signatory

ARCHITECT'S SIGN



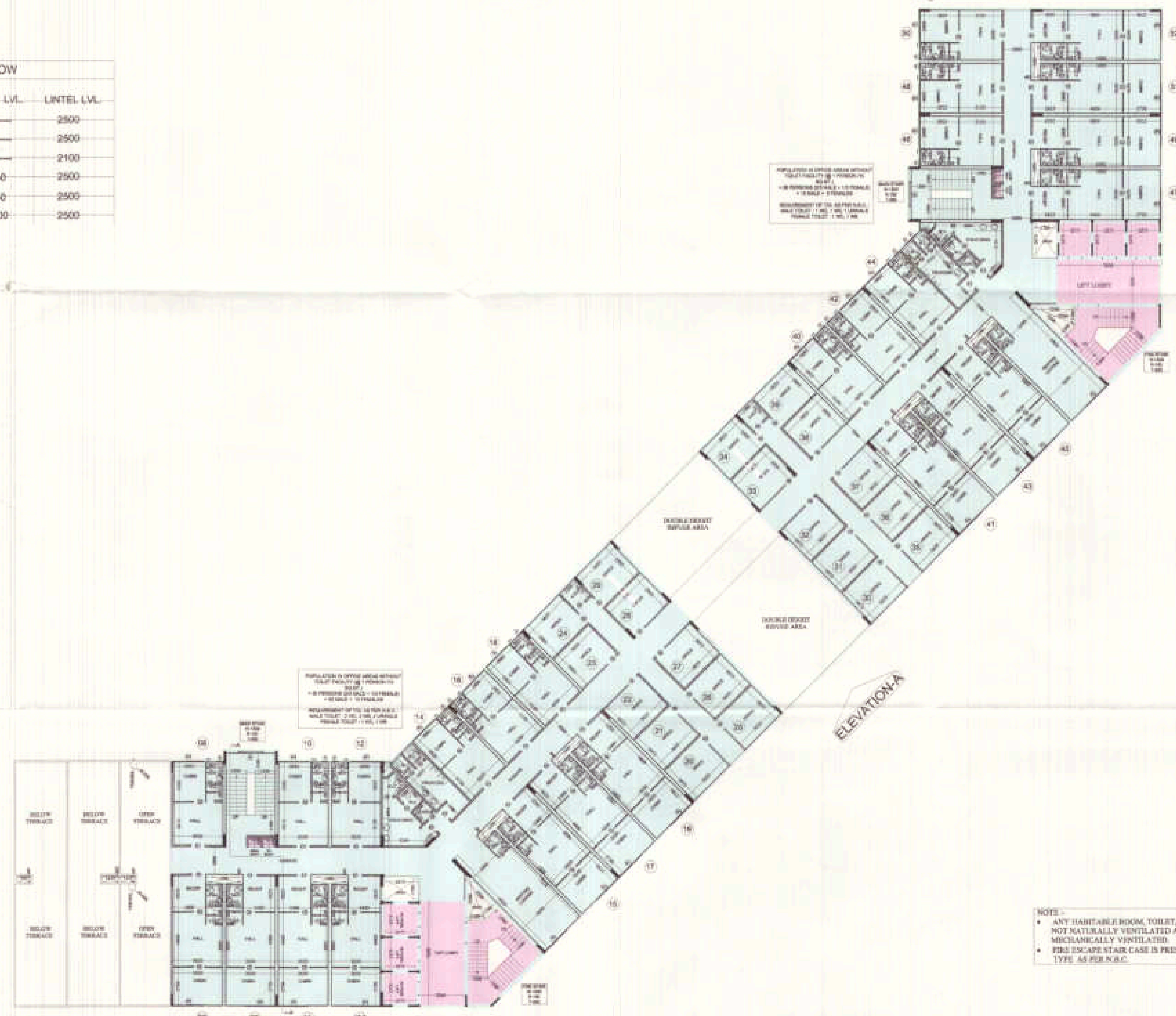
TOWER -C
10th. FLOOR PLAN



TOWER -B
10th. FLOOR PLAN

SCHEDULE OF DOOR & WINDOW

TYPE	SIZE	CELL LVL.	LINTEL LVL.
D1	1050 X 2500	---	2500
D2	900 X 2500	---	2500
D3	750 X 2100	---	2100
W	2000 X 2050	---	2500
W1	2200 X 2050	450	2500
V	450 X 1000	1500	2500



TOWER -A
10th. FLOOR PLAN

LEGEND

	I.T. F.A.R.
	INSTITUTIONAL F.A.R.

60-21775/5025/11-7-14

Approved by: *[Signature]*
 Date: 16/11/2018

REVISIONS:
 16/11/2018

PROJECT ->
 PROPOSED I.T. PARK
 AT PLOT No. - 17 SECTOR K.P. - V
 GREATER NOIDA

BUILDERS & PROMOTER ->
 M/S S.K.V. INFOTECH PVT. L.L.P.
 M - AB GREATER KAILASH TARY - 43
 NEW DELHI - 110048

DRAWING TITLE -> TOWER -A/B & C
 10th. FLOOR PLAN

ARCHITECTS ->
 Space Designers International
 Architects Pvt. Ltd.
 5 / 100, VASUDEVAN, SHADABAD
 P.O. - 201302, Noida, UTTAR PRADESH, INDIA
 www.spacedesigners.com/india

DATE: 16/11/2018
 SCALE: 1/8

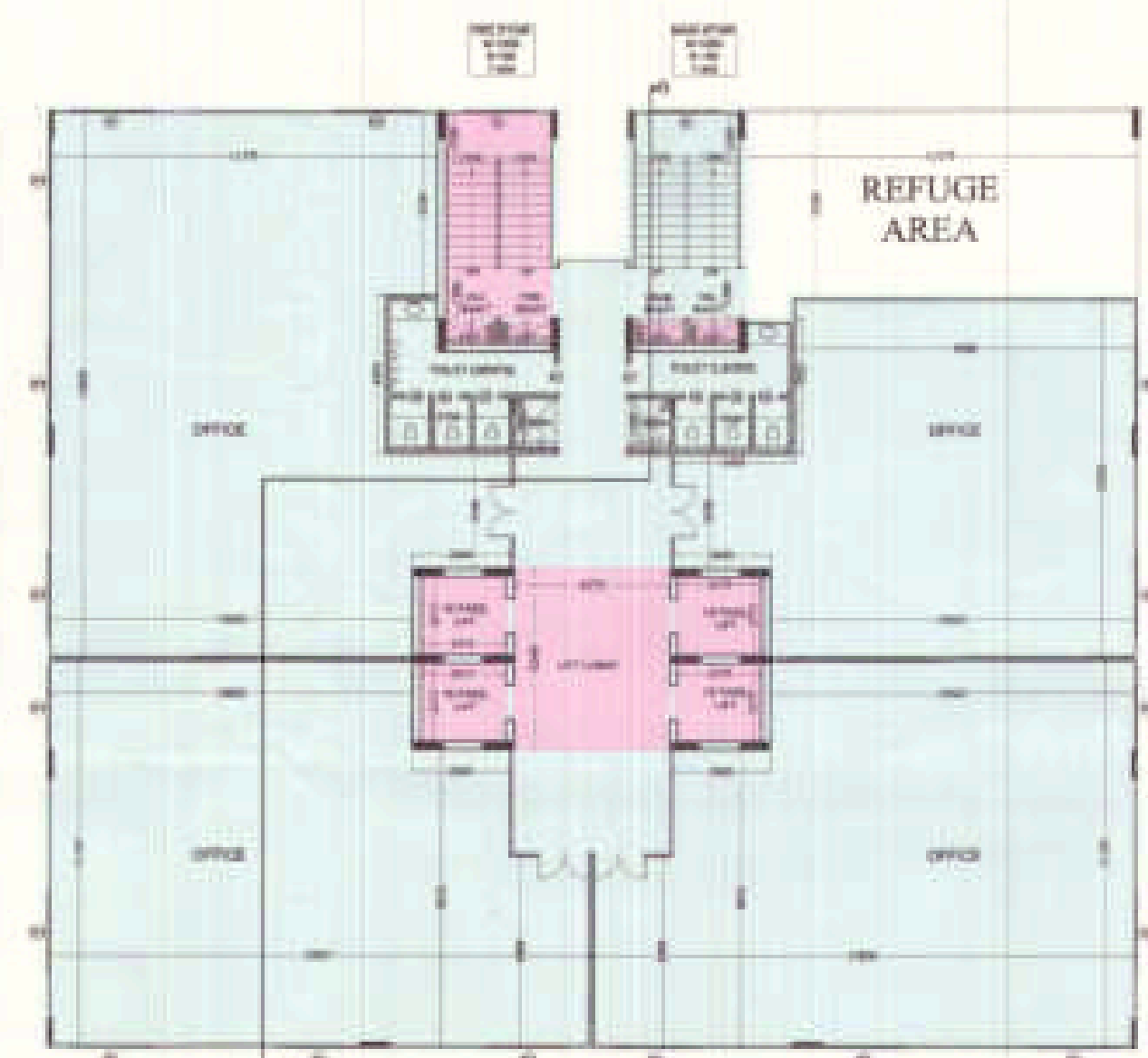
For SKV Infotech Private Limited
[Signature]
 Authorised Signatory

ARCHITECT'S SIGN
 DRG. NO. - 19/

NOTE -
 • ANY HABITABLE ROOM, TOILET, KITCHEN NOT NATURALLY VENTILATED ARE MECHANICALLY VENTILATED.
 • FIRE ESCAPE STAIR CASE IS PRESSURIZED TYPE AS PER N.C.



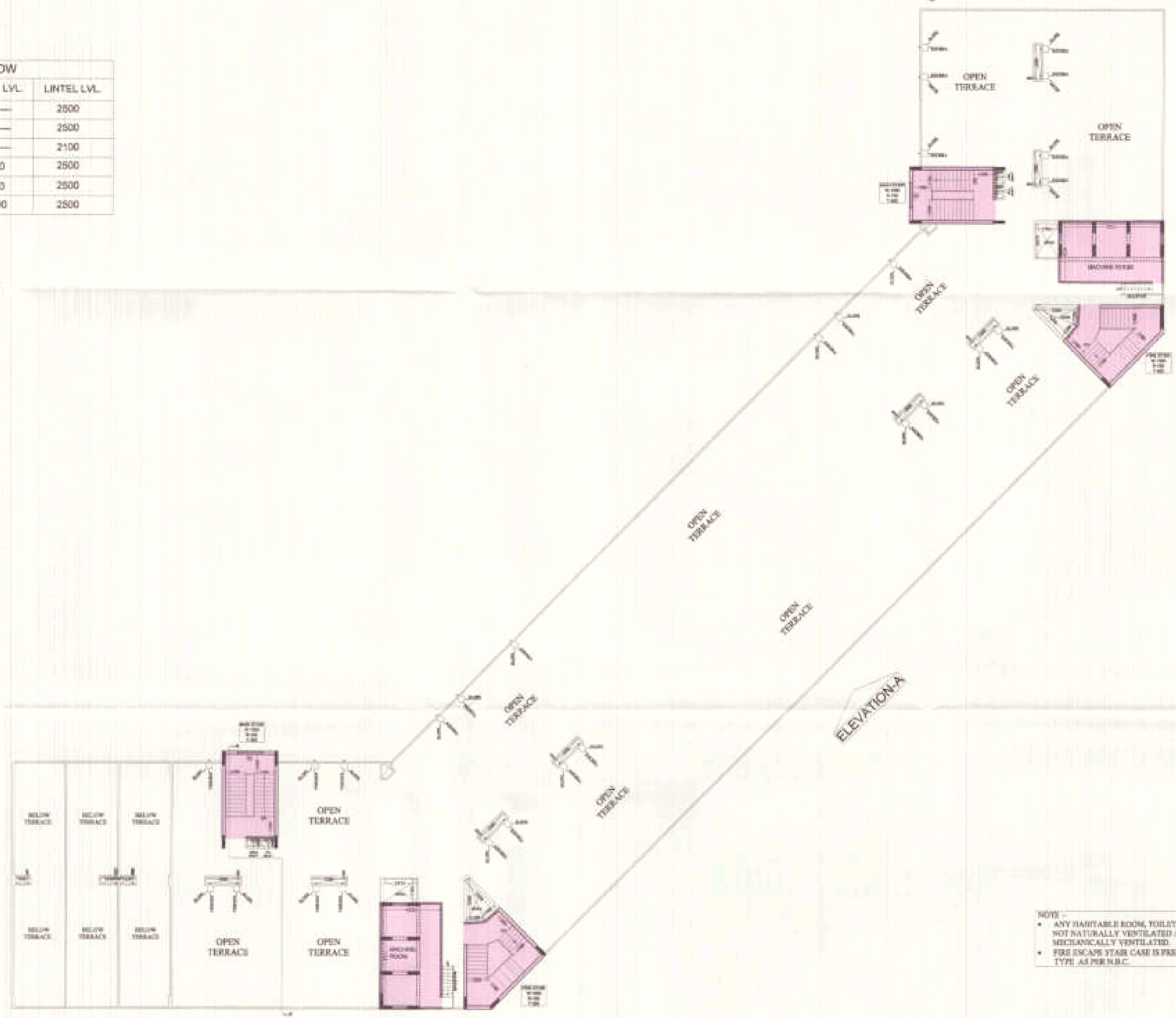
TOWER -C
TERRACE PLAN



TOWER -B
14th. FLOOR PLAN

SCHEDULE OF DOOR & WINDOW

TYPE	SIZE	CILL. LVL.	LINTEL LVL.
D1	1050 X 2500	---	2500
D2	900 X 2500	---	2500
D3	750 X 2100	---	2100
W	2000 X 2050	450	2500
W1	2200 X 2050	450	2500
V	450 X 1000	1500	2500



TOWER -A
TERRACE PLAN

48/23/7/5/3329/11/2014
 Approved by
 Mr. S. K. V. Prasad
 Project Manager
 SKV InfoTech Pvt. Ltd.
 4/11/2014

LEGEND

	I.T. F.A.R.
	INSTITUTIONAL F.A.R.

NOTE -
 • ANY HABITABLE ROOM, TOILET, KITCHEN NOT NATURALLY VENTILATED ARE MECHANICALLY VENTILATED.
 • FIRE ESCAPE STAIR CASE IS PRESCRIBED TYPE AS PER N.B.C.

PROJECT -
 PROPOSED I.T. PARK
 AT PLOT No. - 17 SECTOR K.P. - V
 GREATER NOIDA

BUILDERS & PROMOTER -
 SKV INFO TECH PVT. LTD.
 M - 48 GREATER KAILASH PART - II
 NEW DELHI - 110048

DRAWING TITLE - TOWER -A, B & C
 14th. FLOOR PLAN

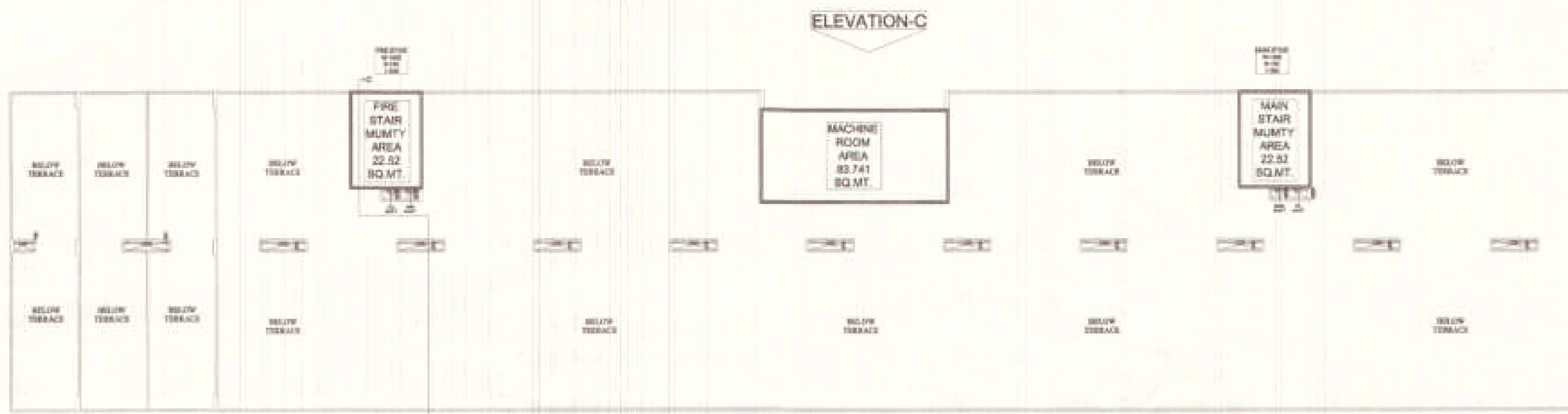
ARCHITECTS
 Spar Designers International
 Architects Pvt. Ltd.
 5 / 108, VASUNDHARA, GHAZIABAD
 Ph: 012-4224, 4242, 4243, 4244
 Email: sdi@spardesigners.com, www.spardesigners.com

DATE: 4/11/2014
 SCALE: 1:250

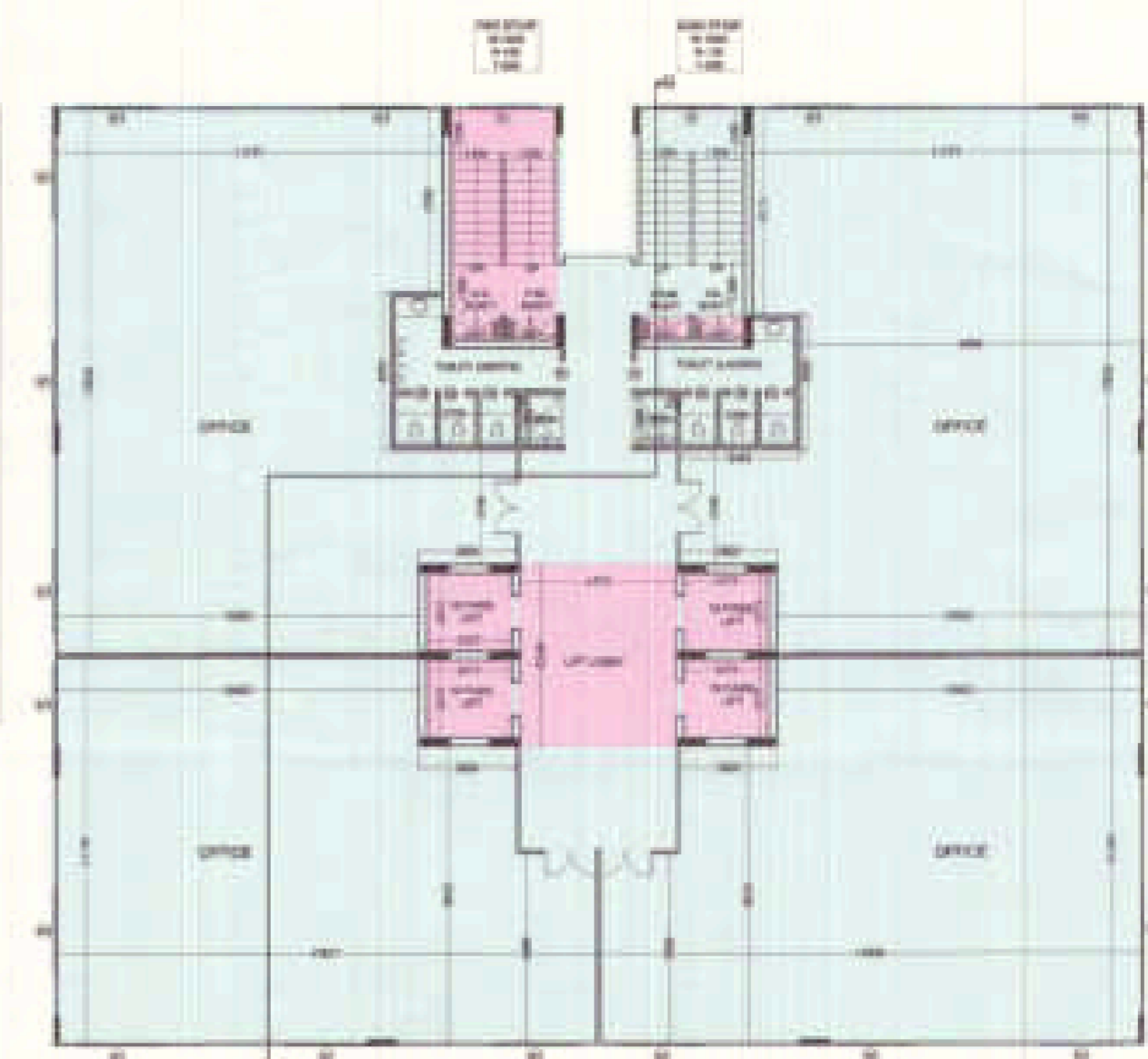
For SKV InfoTech Private Limited
 Authorized Signatory



OWNER'S SIGN
 ORG. NO. - 23



TOWER -C

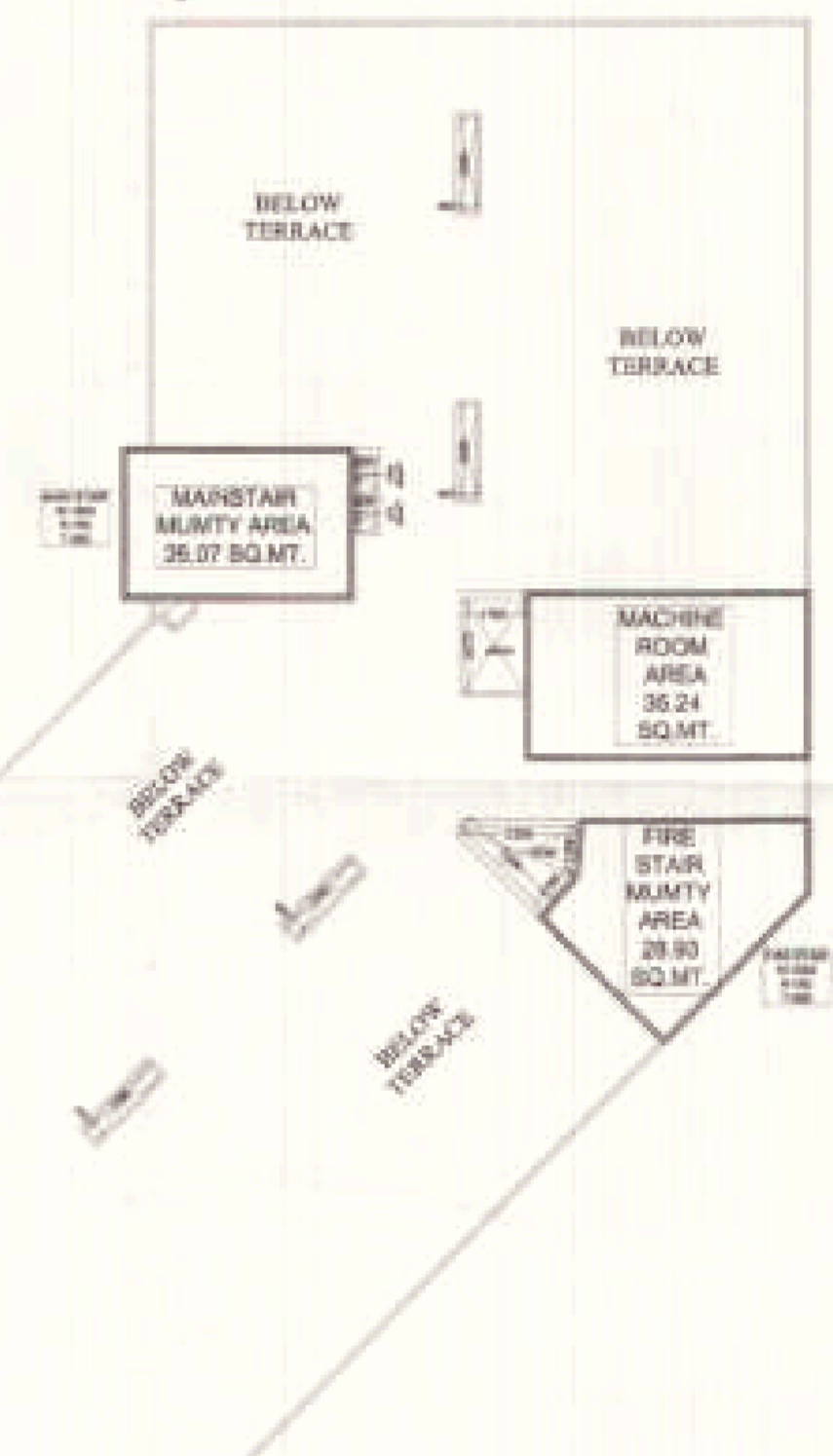


ELEVATION-B

TOWER -B
15th. & 16th. FLOOR PLAN

SCHEDULE OF DOOR & WINDOW

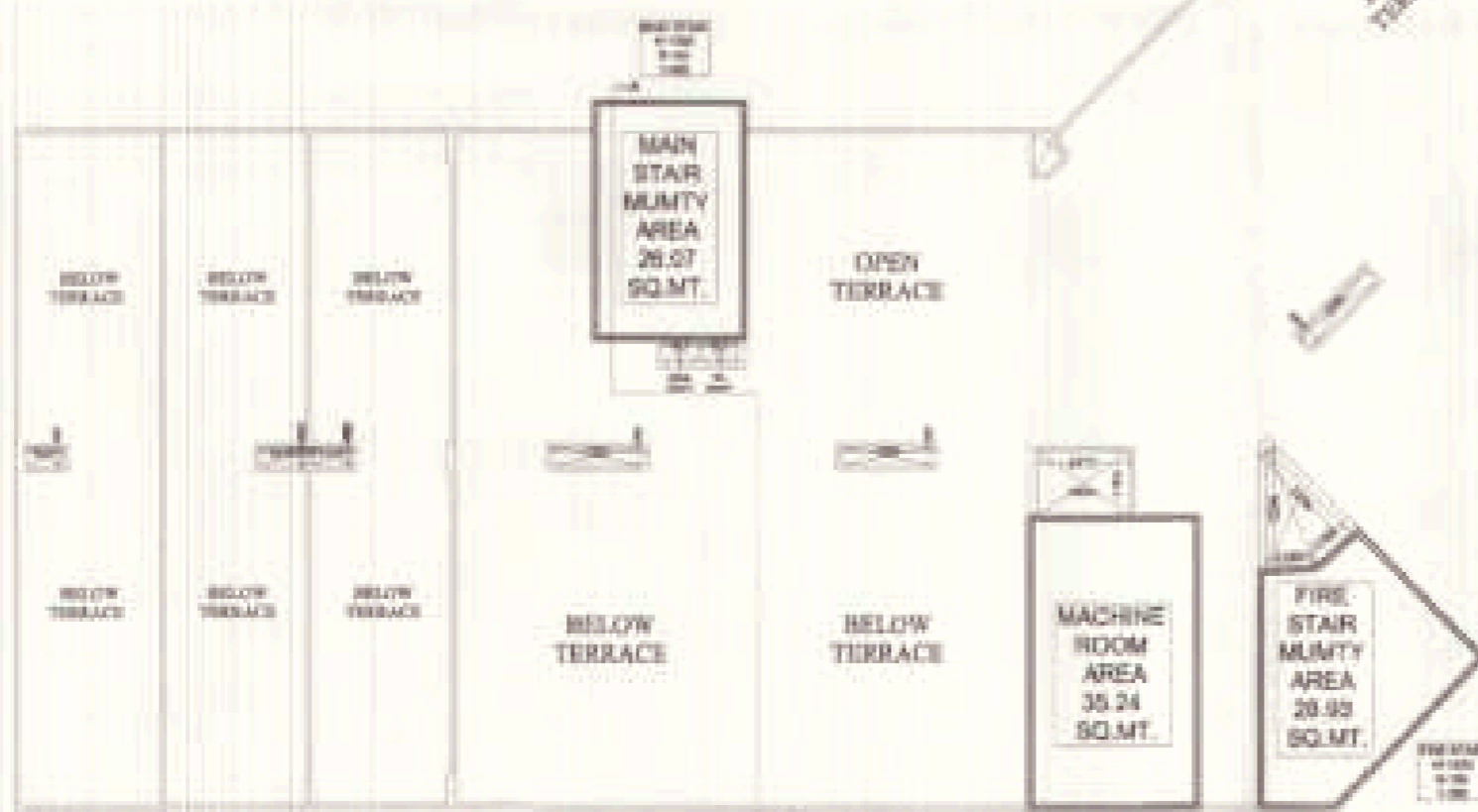
TYPE	SIZE	CILL LVL.	LINTEL LVL.
D1	1050 X 2500	—	2500
D2	900 X 2500	—	2500
D3	750 X 2100	—	2100
W	2000 X 2050	450	2500
W1	2200 X 2050	450	2500
V	450 X 1000	1500	2500



ELEVATION-A

LEGEND

	I.T. F.A.R.
	INSTITUTIONAL F.A.R.




TOWER -A

- NOTES -
- ANY HABITABLE ROOM, TOILET, KITCHEN NOT NATURALLY VENTILATED ARE MECHANICALLY VENTILATED.
 - FIRE ESCAPE STAIR CASE IS PRESSURIZED TYPE AS PER F.R.C.

PROJECT :-
PROPOSED I.T. PARK
AT PLOT No. - 17 SECTOR K.P. - V
GREATER NOIDA

BUILDERS & PROMOTER >
M/S S.K.V. INFOTECH PVT. LID.
M - 48 GREATER RAILWAY PART-III
NEW DELHI - 110048

DRAWING TITLE - TOWER -A,B & C
15th. & 16th. FLOOR PLAN

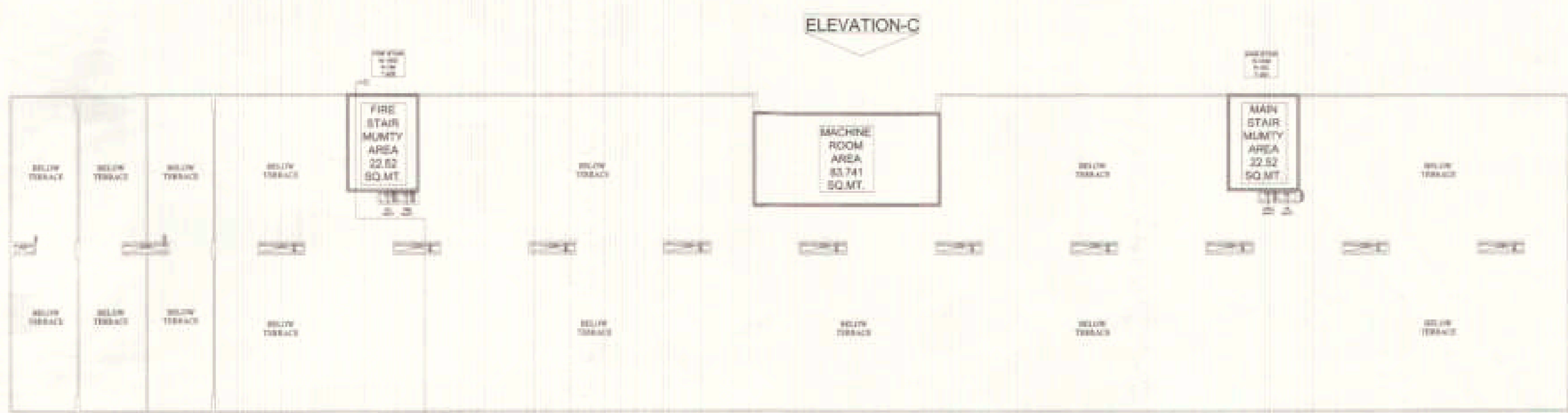


DATE: 15/11/20
SCALE: 1:200

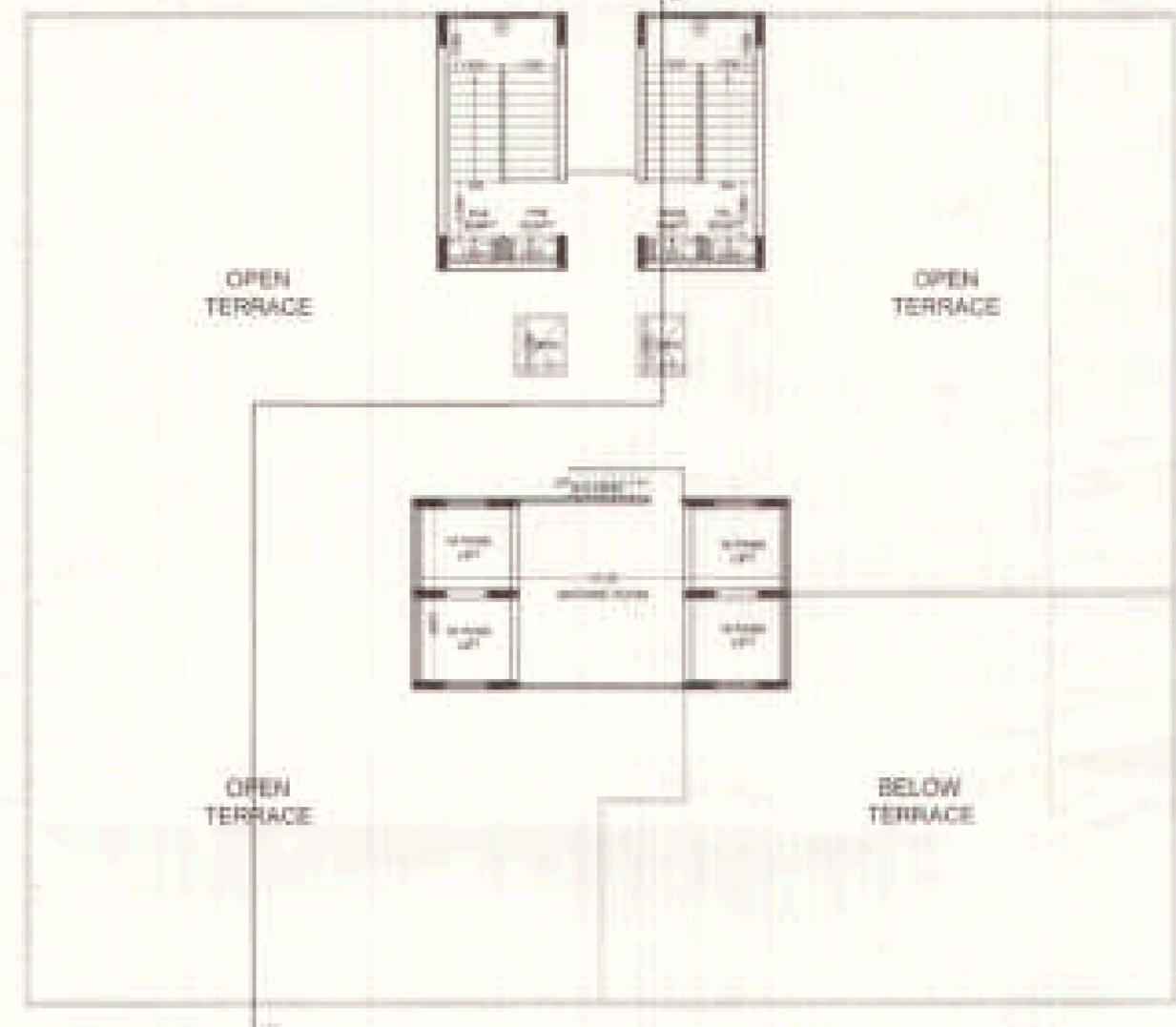
For SKV Infotech Private Limited
Authorized Signatory



ARCHITECTURE
DRC. NO. - 24



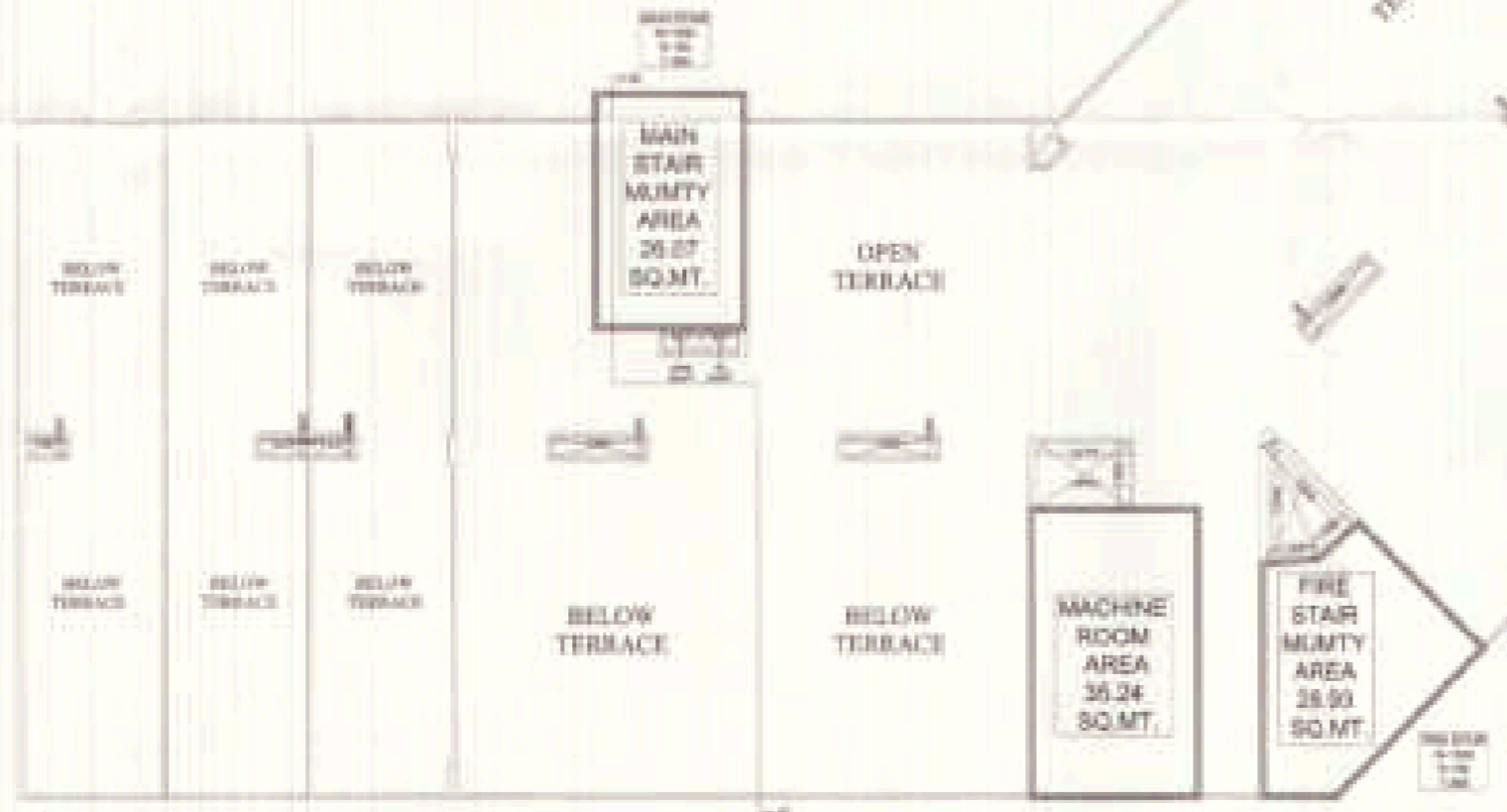
TOWER -C



TOWER -B
TERRACE FLOOR PLAN

SCHEDULE OF DOOR & WINDOW

TYPE	SIZE	CILL LVL.	LINTEL LVL.
D1	1050 X 2500	---	2500
D2	900 X 2500	---	2500
D3	750 X 2100	---	2100
W	2000 X 2050	450	2500
W1	2200 X 2050	450	2500
V	450 X 1000	1500	2500



TOWER -A

Handwritten notes in blue ink: 'R.D. 31/7/15 / 5:30P / 9-9-2014 up to 5 year' and 'Mr. 2077010101120 / 524 141 11-2-8'.

LEGEND

	I.T. F.A.R.
	INSTITUTIONAL F.A.R.

NOTE :-
 • ANY HABITABLE ROOM, TOILET, KITCHEN NOT NATURALLY VENTILATED ARE MECHANICALLY VENTILATED.
 • FIRE ESCAPE STAIR CASE IS PREFERRED TYPE AS PER N.B.C.

PROJECT :-
 PROPOSED I.T. PARK
 AT PLOT No. - 17 SECTOR K.P. - V
 GREATER NOIDA

BUILDERS & PROMOTER :-
 M/S S.K.V. INFOTECH Pvt. Ltd.
 M - 38 GREATER KAILASH PART-III
 NEW DELHI - 110048

DRAWING TITLE :- TOWER -A, B & C
 TERRACE PLAN

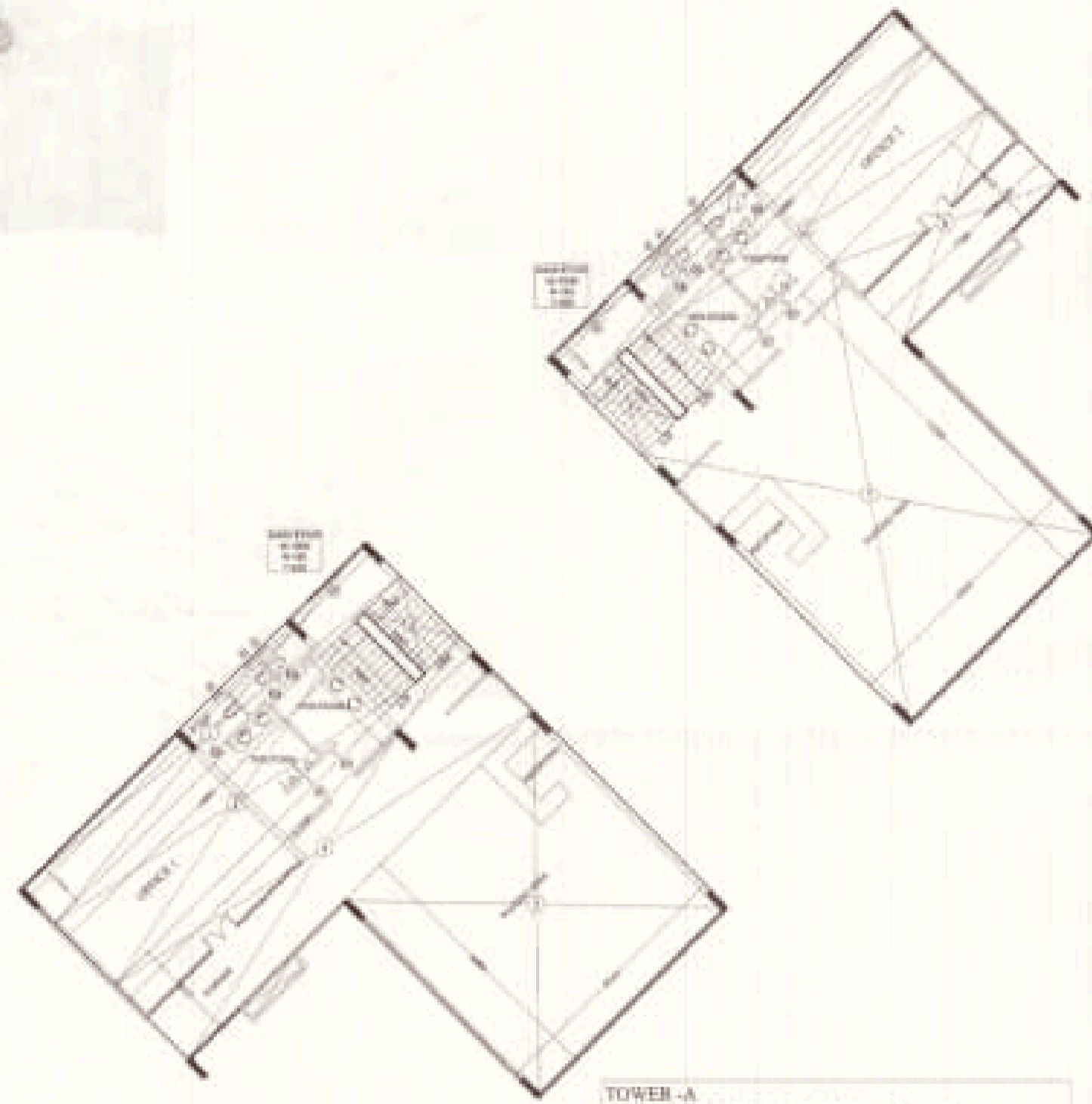
ARCHITECT:
 Space Designers International
 Architects Pvt. Ltd.
 3 / 108 - WAGHAWA, GHANSHYAM
 P. JYOTI, THE HATCH, ANDOLA
 and_sdi@yahoo.com, www.sdi.com

DRAWN BY: [Signature] CHECKED BY: [Signature] SCALE: 1:200 DATE: [Blank]

For SKV Infotech Private Limited
 [Signature]
 Authorised Signatory

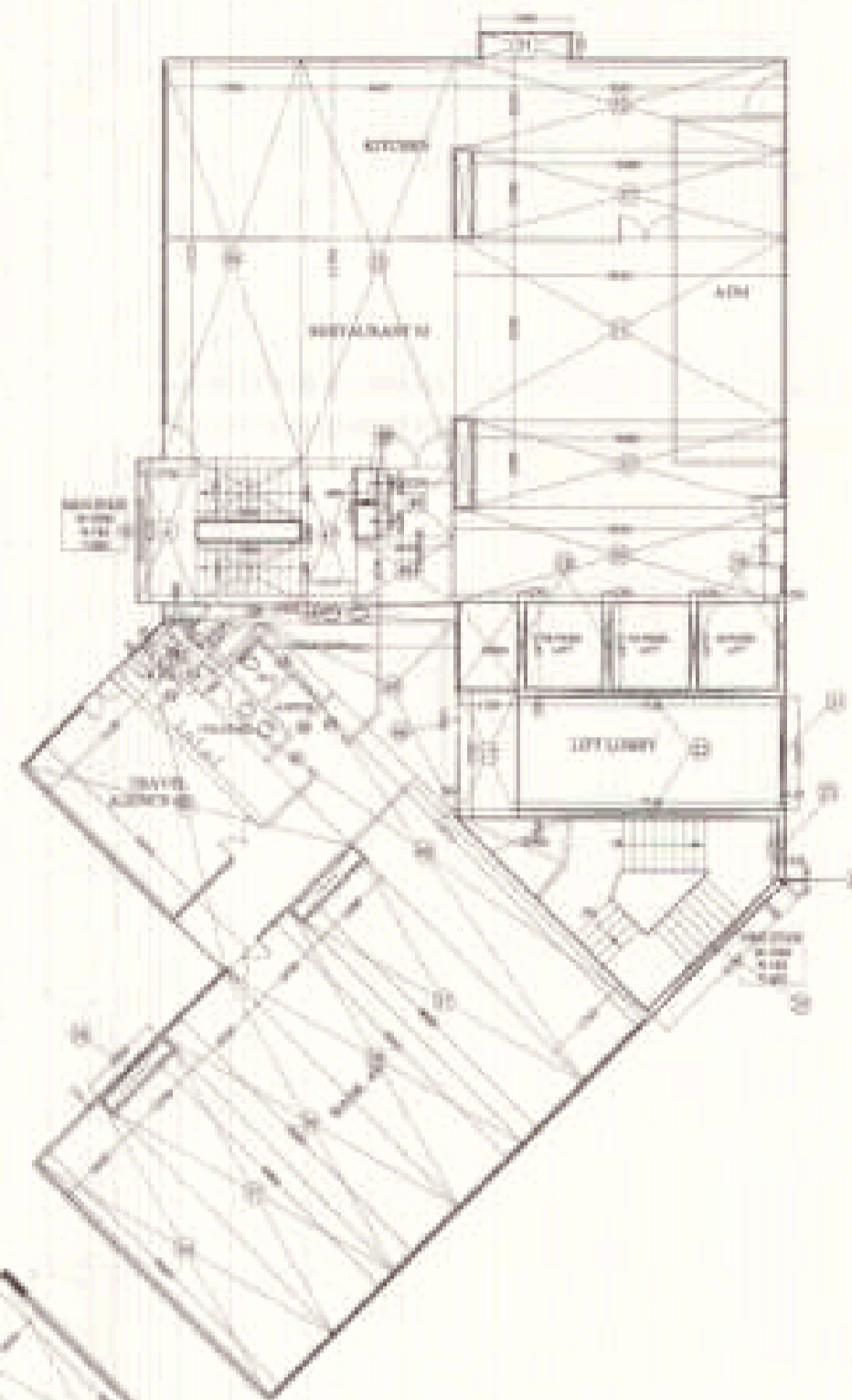
ARCHITECT'S SEAL
 ORG. NO. - 26

88 3719/5/1809/119/011
upto 5 years



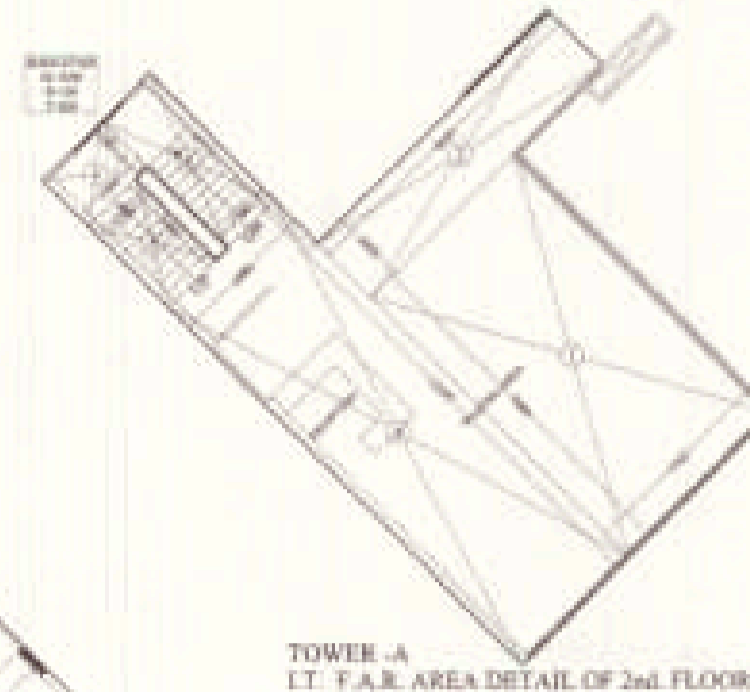
TOWER-A
I.T. F.A.R. AREA DETAIL OF 1st FLOOR

TOWER-A I.T. F.A.R. AREA DETAIL OF 1st FLOOR	
RESTAURANT	1.00
BAR	1.00
LOBBY	1.00
STAIR	1.00
TOILET	1.00
OFFICE	1.00
CONFERENCE	1.00
RECEPTION	1.00
TRAVEL AGENCY	1.00
TRAINING CENTER	1.00
SERVER ROOM	1.00
STORAGE	1.00
MECHANICAL	1.00
ELECTRICAL	1.00
PLUMBING	1.00
PAINTING	1.00
GLASS	1.00
ROOFING	1.00
MECHANICAL	1.00
ELECTRICAL	1.00
PLUMBING	1.00
PAINTING	1.00
GLASS	1.00
ROOFING	1.00
TOTAL	442.309 SQ.M

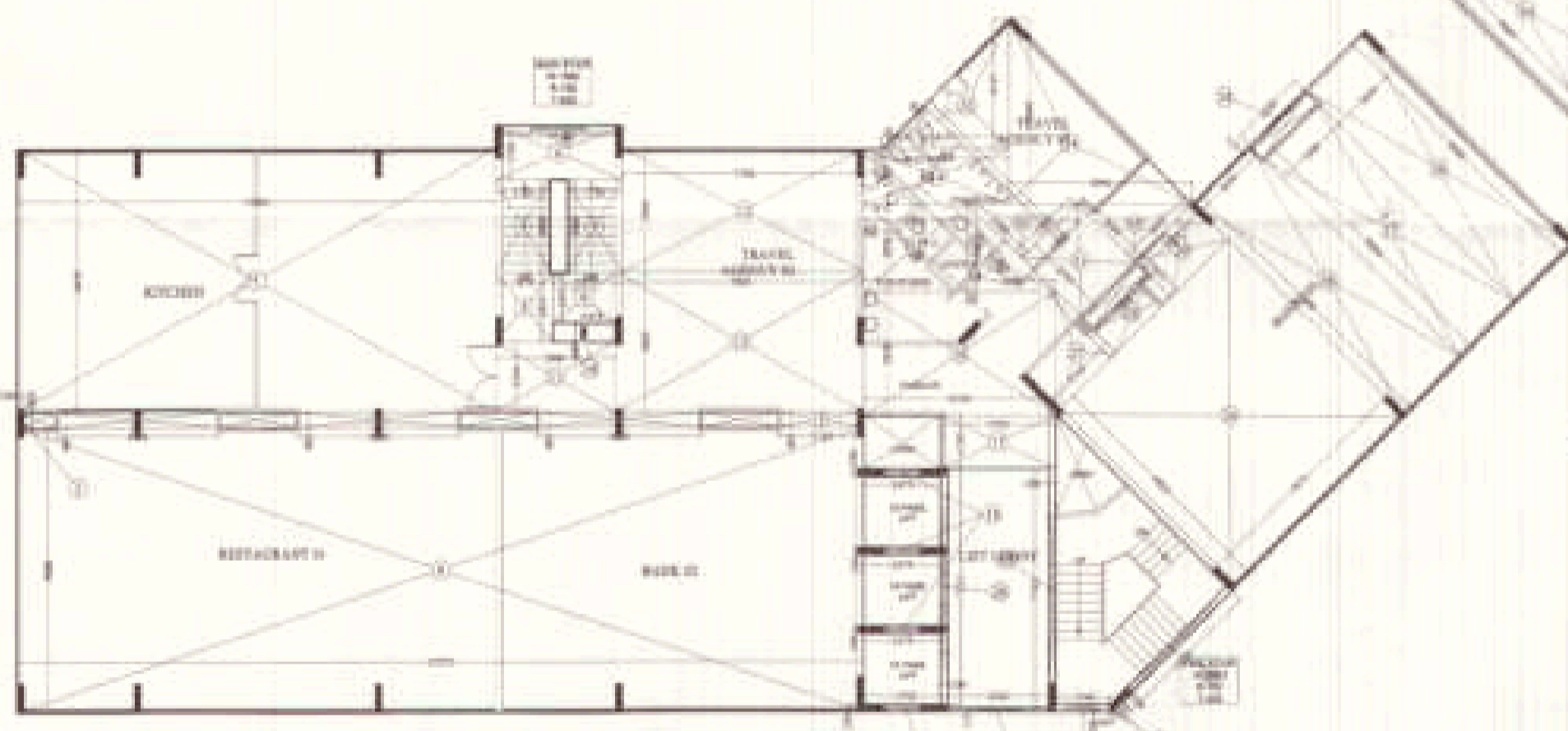
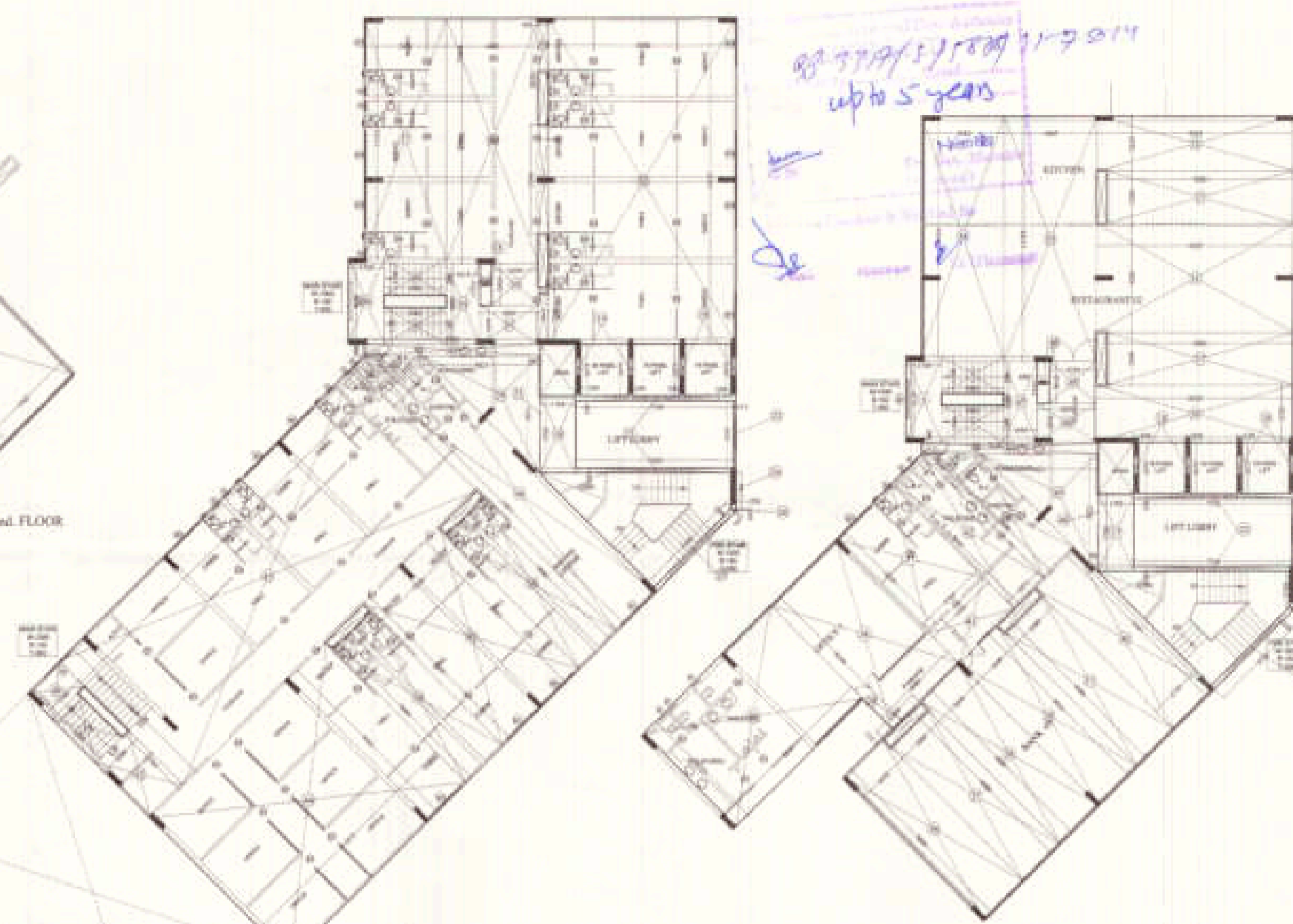


TOWER-A
I.T. F.A.R. AREA DETAIL OF 2nd FLOOR

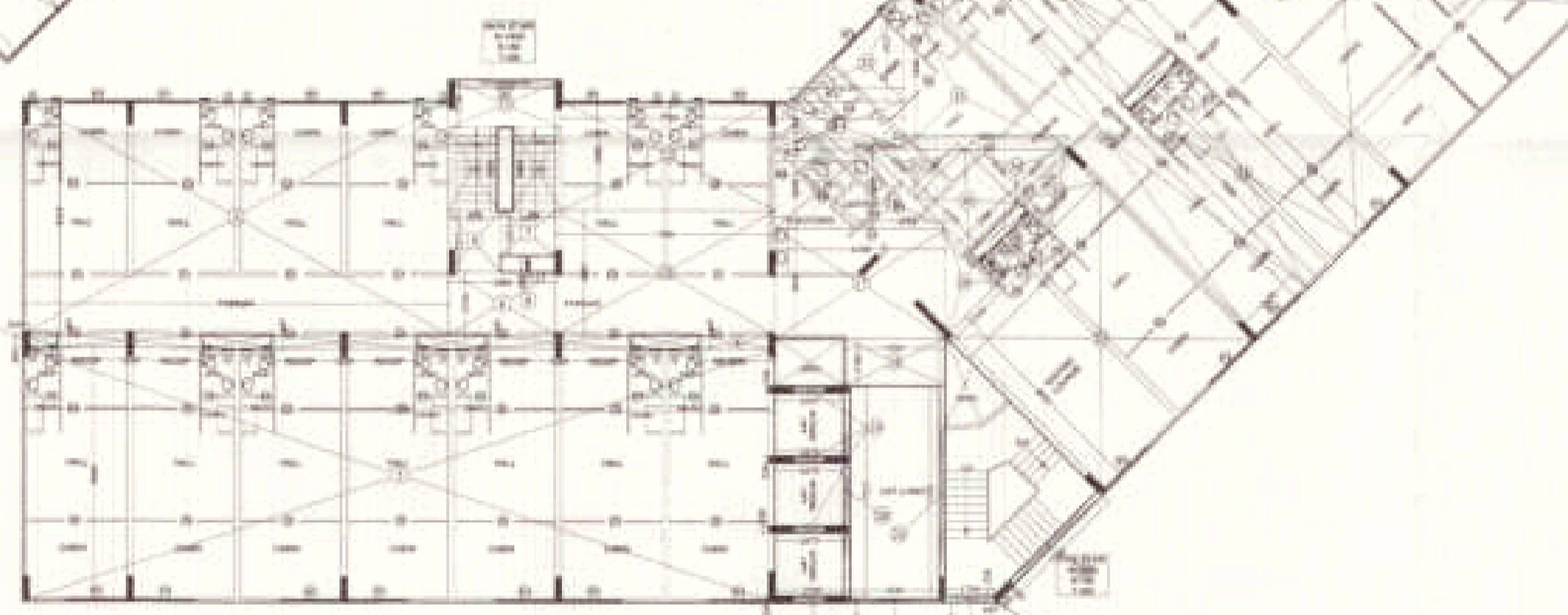
TOWER-A I.T. F.A.R. AREA DETAIL OF 2nd FLOOR	
RESTAURANT	1.00
BAR	1.00
LOBBY	1.00
STAIR	1.00
TOILET	1.00
OFFICE	1.00
CONFERENCE	1.00
RECEPTION	1.00
TRAVEL AGENCY	1.00
TRAINING CENTER	1.00
SERVER ROOM	1.00
STORAGE	1.00
MECHANICAL	1.00
ELECTRICAL	1.00
PLUMBING	1.00
PAINTING	1.00
GLASS	1.00
ROOFING	1.00
TOTAL	442.309 SQ.M



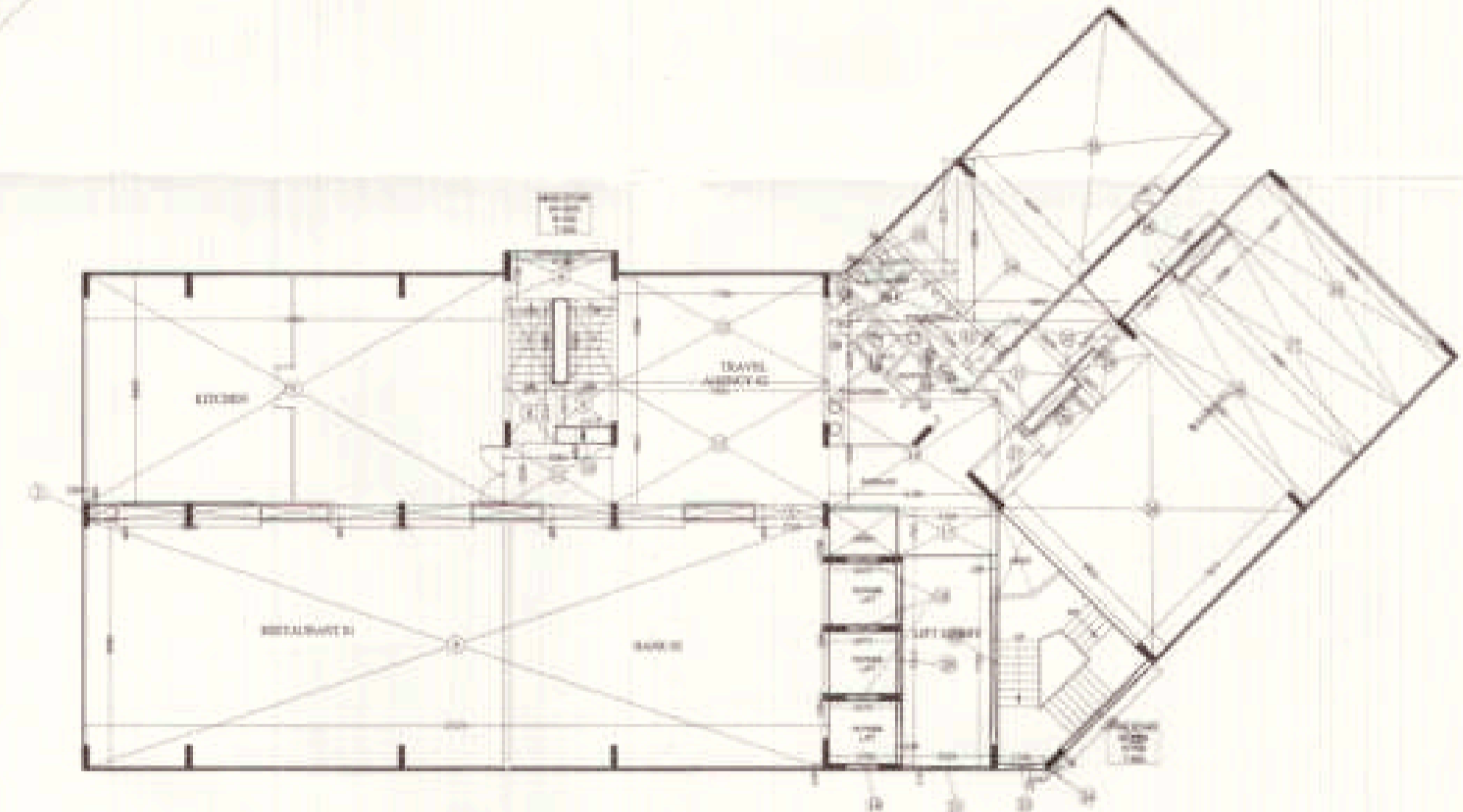
TOWER-A
I.T. F.A.R. AREA DETAIL OF 3rd FLOOR



TOWER-A
INSTITUTION F.A.R. AREA DETAIL OF 5th FLOOR



TOWER-A
I.T. F.A.R. AREA DETAIL OF 6th FLOOR



INSTITUTION F.A.R. AREA DETAIL OF 7th FLOOR

TOWER-A INSTITUTION F.A.R. AREA DETAIL OF 1st FLOOR	
RESTAURANT	1.00
BAR	1.00
LOBBY	1.00
STAIR	1.00
TOILET	1.00
OFFICE	1.00
CONFERENCE	1.00
RECEPTION	1.00
TRAVEL AGENCY	1.00
TRAINING CENTER	1.00
SERVER ROOM	1.00
STORAGE	1.00
MECHANICAL	1.00
ELECTRICAL	1.00
PLUMBING	1.00
PAINTING	1.00
GLASS	1.00
ROOFING	1.00
TOTAL	1241.971 SQ.M

TOWER-B I.T. F.A.R. AREA DETAIL OF 3rd FLOOR	
RESTAURANT	1.00
BAR	1.00
LOBBY	1.00
STAIR	1.00
TOILET	1.00
OFFICE	1.00
CONFERENCE	1.00
RECEPTION	1.00
TRAVEL AGENCY	1.00
TRAINING CENTER	1.00
SERVER ROOM	1.00
STORAGE	1.00
MECHANICAL	1.00
ELECTRICAL	1.00
PLUMBING	1.00
PAINTING	1.00
GLASS	1.00
ROOFING	1.00
TOTAL	1701.244 SQ.M

TOWER-A INSTITUTION F.A.R. AREA DETAIL OF 2nd FLOOR	
RESTAURANT	1.00
BAR	1.00
LOBBY	1.00
STAIR	1.00
TOILET	1.00
OFFICE	1.00
CONFERENCE	1.00
RECEPTION	1.00
TRAVEL AGENCY	1.00
TRAINING CENTER	1.00
SERVER ROOM	1.00
STORAGE	1.00
MECHANICAL	1.00
ELECTRICAL	1.00
PLUMBING	1.00
PAINTING	1.00
GLASS	1.00
ROOFING	1.00
TOTAL	1441.201 SQ.M

REVALIDATION
16/11/2019
16/11/2019
16/11/2019

PROJECT :-
PROPOSED I.T. PARK
AT PLOT No. - 17 SECTOR K.P. - V
GREATER NOIDA

BUILDERS & PROMOTER :-
M/S S.K.V. INFOTECH Pvt. Ltd.
M - 48 GREATER KAILASH PART-II
NEW DELHI - 110048

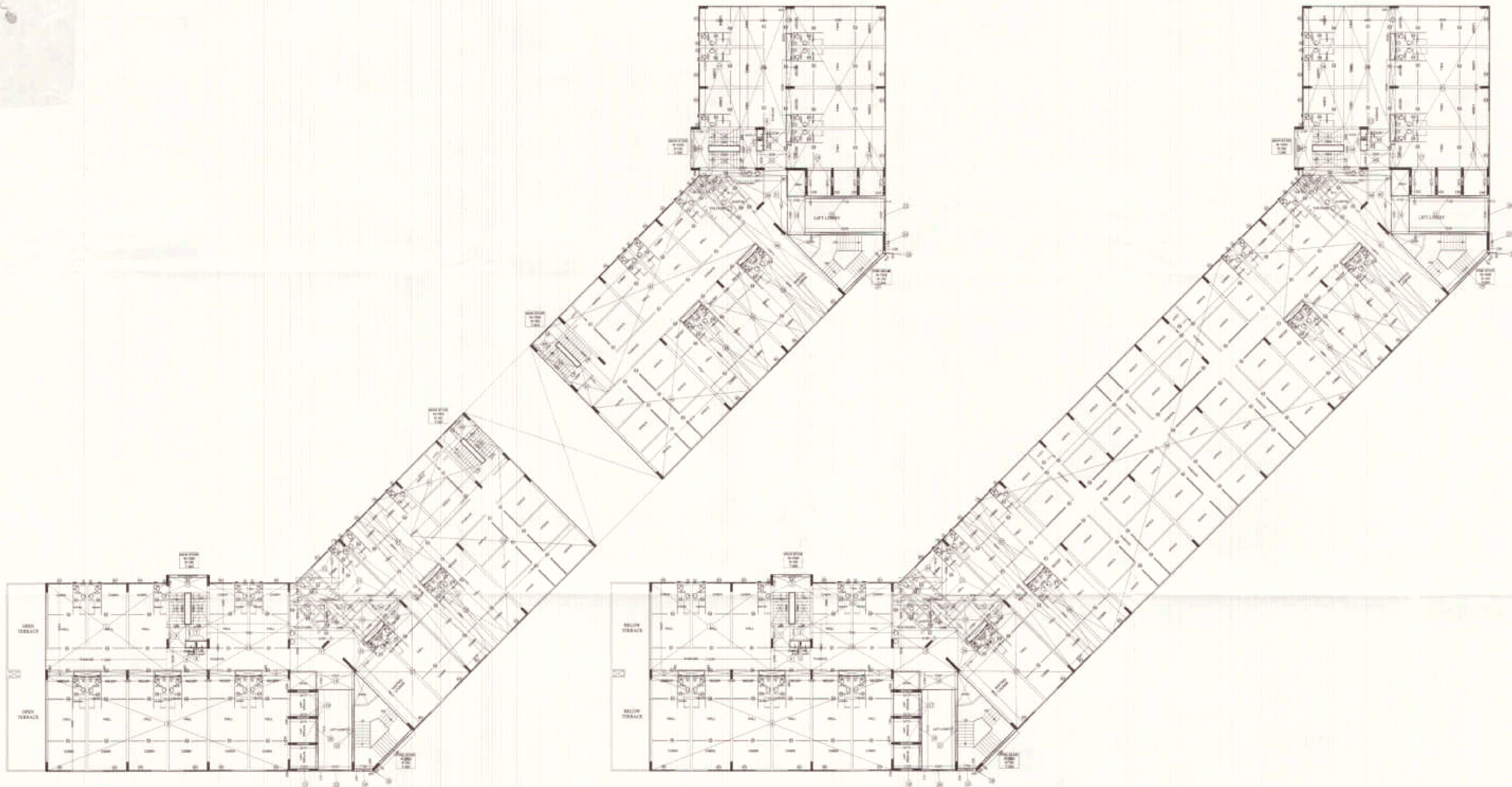
DRAWING TITLE :- TOWER-A
F.A.R. AREA DETAIL OF 1st TO 7th FLOOR

ARCHITECTS
Space Designers International
Architects Pvt. Ltd.
3/100, VASANTHAPURA, GHAZIABAD
PH - 0120-2711111, 2711112
MAIL - space@sdia.com, www.sdia.com

DRAWN BY - CHECKED BY - SCALE - SHEET -
SHEKHAR VERMA VISHAL 1:100 11/2019

For SKV Infotech Private Limited
Authorized Signatory
ARCHITECTS SIGN
DRG. NO. - 27

DR-3317/01/2020/117201
 up to 5 years
 ✓
 ✓



TOWER-A
 I.T. F.A.R. AREA DETAIL OF 46. & 48. FLOOR

TOWER-A
 I.T. F.A.R. AREA DETAIL OF 46. & 48. FLOOR

Sl. No.	Description	Area (sq. m)	Volume (cu. m)	Remarks
1
2
3
4
5
6
7
8
9
10
11
12
13
14
15
16
17
18
19
20
21
22
23
24
25
26
27
28
29
30
31
32
33
34
35
36
37
38
39
40
41
42
43
44
45
46
47
48
49
50
51
52
53
54
55
56
57
58
59
60
61
62
63
64
65
66
67
68
69
70
71
72
73
74
75
76
77
78
79
80
81
82
83
84
85
86
87
88
89
90
91
92
93
94
95
96
97
98
99
100
TOTAL		1422.589	52.4	

TOWER-A
 I.T. F.A.R. AREA DETAIL OF 56. FLOOR

Sl. No.	Description	Area (sq. m)	Volume (cu. m)	Remarks
1
2
3
4
5
6
7
8
9
10
11
12
13
14
15
16
17
18
19
20
21
22
23
24
25
26
27
28
29
30
31
32
33
34
35
36
37
38
39
40
41
42
43
44
45
46
47
48
49
50
51
52
53
54
55
56
57
58
59
60
61
62
63
64
65
66
67
68
69
70
71
72
73
74
75
76
77
78
79
80
81
82
83
84
85
86
87
88
89
90
91
92
93
94
95
96
97
98
99
100
TOTAL		1422.589	52.4	

PROJECT :-
 PROPOSED I.T. PARK
 AT PLOT No. - 17 SECTOR K.P. - V,
 GREATER NOIDA

BUILDERS & PROMOTER :-
 M/S SKV INFOTECH PVT. LAD.
 M - 48 GREATER KAILASH PART - II
 NEW DELHI - 110048

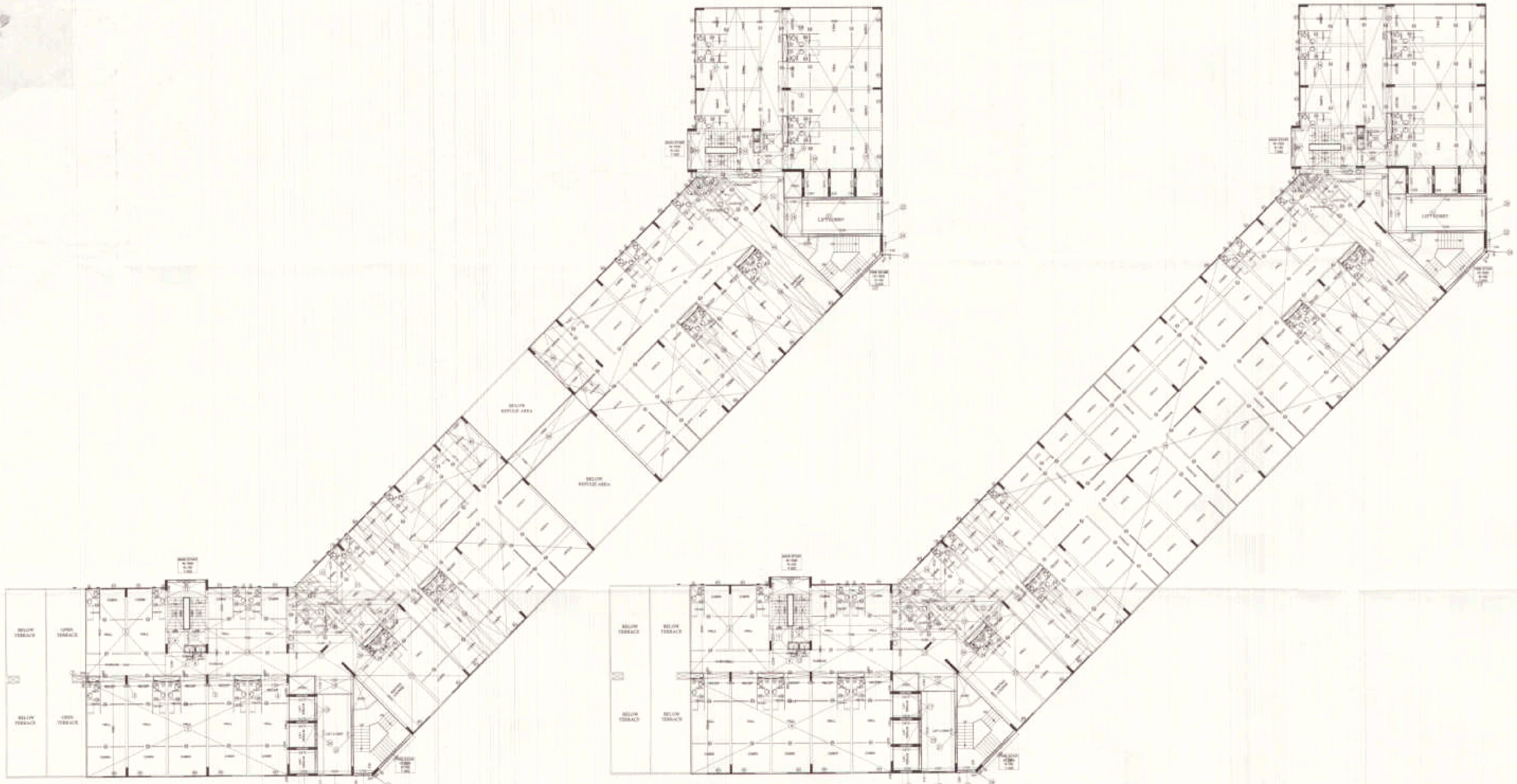
DRAWING TITLE :- TOWER - A
 F.A.R. AREA DETAIL OF
 46. TO 48. FLOOR

ARCHITECTS :-
 Space Designers International
 Architects PVT. Ltd.
 47/128, YASHOWARA, GHAZIABAD
 U.P. INDIA. TEL: 0120-2811111, 2811112
 FAX: 0120-2811113, 2811114
 www.sdiarchitects.com

DRAWN BY :- [] CHECKED BY :- [] SCALE :- [] DATE :- []
 SAAJYU [] ESHAL [] 1:200 [] []

For SKV Infotech Private Limited
 [Signature]
 AUTHORIZED SIGNATORY
 ARCHITECT'S SIGN
 [Stamp]

DRG. NO. - 28



TOWER-A
LT. F.A.R. AREA DETAIL OF 7th FLOOR

TOWER-A
LT. F.A.R. AREA DETAIL OF 8th & 9th FLOOR

TOWER-A
LT. F.A.R. AREA DETAIL OF 7th FLOOR

Sl. No.	Description	Area (sq.m)	Remarks
1	Office	1200.00	
2	Conference	100.00	
3	Reception	50.00	
4	Corridor	150.00	
5	Staircase	100.00	
6	Lift	50.00	
7	Open Terrace	100.00	
8	Below Terrace Area	100.00	
9	Other	100.00	
10	Other	100.00	
11	Other	100.00	
12	Other	100.00	
13	Other	100.00	
14	Other	100.00	
15	Other	100.00	
16	Other	100.00	
17	Other	100.00	
18	Other	100.00	
19	Other	100.00	
20	Other	100.00	
21	Other	100.00	
22	Other	100.00	
23	Other	100.00	
24	Other	100.00	
25	Other	100.00	
26	Other	100.00	
27	Other	100.00	
28	Other	100.00	
29	Other	100.00	
30	Other	100.00	
31	Other	100.00	
32	Other	100.00	
33	Other	100.00	
34	Other	100.00	
35	Other	100.00	
36	Other	100.00	
37	Other	100.00	
38	Other	100.00	
39	Other	100.00	
40	Other	100.00	
41	Other	100.00	
42	Other	100.00	
43	Other	100.00	
44	Other	100.00	
45	Other	100.00	
46	Other	100.00	
47	Other	100.00	
48	Other	100.00	
49	Other	100.00	
50	Other	100.00	
51	Other	100.00	
52	Other	100.00	
53	Other	100.00	
54	Other	100.00	
55	Other	100.00	
56	Other	100.00	
57	Other	100.00	
58	Other	100.00	
59	Other	100.00	
60	Other	100.00	
61	Other	100.00	
62	Other	100.00	
63	Other	100.00	
64	Other	100.00	
65	Other	100.00	
66	Other	100.00	
67	Other	100.00	
68	Other	100.00	
69	Other	100.00	
70	Other	100.00	
71	Other	100.00	
72	Other	100.00	
73	Other	100.00	
74	Other	100.00	
75	Other	100.00	
76	Other	100.00	
77	Other	100.00	
78	Other	100.00	
79	Other	100.00	
80	Other	100.00	
81	Other	100.00	
82	Other	100.00	
83	Other	100.00	
84	Other	100.00	
85	Other	100.00	
86	Other	100.00	
87	Other	100.00	
88	Other	100.00	
89	Other	100.00	
90	Other	100.00	
91	Other	100.00	
92	Other	100.00	
93	Other	100.00	
94	Other	100.00	
95	Other	100.00	
96	Other	100.00	
97	Other	100.00	
98	Other	100.00	
99	Other	100.00	
100	Other	100.00	
TOTAL		1200.00	

TOWER-A
LT. F.A.R. AREA DETAIL OF 8th & 9th FLOOR

Sl. No.	Description	Area (sq.m)	Remarks
1	Office	1200.00	
2	Conference	100.00	
3	Reception	50.00	
4	Corridor	150.00	
5	Staircase	100.00	
6	Lift	50.00	
7	Open Terrace	100.00	
8	Below Terrace Area	100.00	
9	Other	100.00	
10	Other	100.00	
11	Other	100.00	
12	Other	100.00	
13	Other	100.00	
14	Other	100.00	
15	Other	100.00	
16	Other	100.00	
17	Other	100.00	
18	Other	100.00	
19	Other	100.00	
20	Other	100.00	
21	Other	100.00	
22	Other	100.00	
23	Other	100.00	
24	Other	100.00	
25	Other	100.00	
26	Other	100.00	
27	Other	100.00	
28	Other	100.00	
29	Other	100.00	
30	Other	100.00	
31	Other	100.00	
32	Other	100.00	
33	Other	100.00	
34	Other	100.00	
35	Other	100.00	
36	Other	100.00	
37	Other	100.00	
38	Other	100.00	
39	Other	100.00	
40	Other	100.00	
41	Other	100.00	
42	Other	100.00	
43	Other	100.00	
44	Other	100.00	
45	Other	100.00	
46	Other	100.00	
47	Other	100.00	
48	Other	100.00	
49	Other	100.00	
50	Other	100.00	
51	Other	100.00	
52	Other	100.00	
53	Other	100.00	
54	Other	100.00	
55	Other	100.00	
56	Other	100.00	
57	Other	100.00	
58	Other	100.00	
59	Other	100.00	
60	Other	100.00	
61	Other	100.00	
62	Other	100.00	
63	Other	100.00	
64	Other	100.00	
65	Other	100.00	
66	Other	100.00	
67	Other	100.00	
68	Other	100.00	
69	Other	100.00	
70	Other	100.00	
71	Other	100.00	
72	Other	100.00	
73	Other	100.00	
74	Other	100.00	
75	Other	100.00	
76	Other	100.00	
77	Other	100.00	
78	Other	100.00	
79	Other	100.00	
80	Other	100.00	
81	Other	100.00	
82	Other	100.00	
83	Other	100.00	
84	Other	100.00	
85	Other	100.00	
86	Other	100.00	
87	Other	100.00	
88	Other	100.00	
89	Other	100.00	
90	Other	100.00	
91	Other	100.00	
92	Other	100.00	
93	Other	100.00	
94	Other	100.00	
95	Other	100.00	
96	Other	100.00	
97	Other	100.00	
98	Other	100.00	
99	Other	100.00	
100	Other	100.00	
TOTAL		1200.00	

PROJECT ->
PROPOSED I.T. PARK
AT PLOT No. - 17 SECTOR K.P. - V
GREATER NOIDA

BUILDERS & PROMOTER ->
M/S SKV INFOTECH PVT. LTD.
N-48 GREATER KAILASH PART-II
NEW DELHI - 110049

DRAWING TITLE - TOWER-A

F.A.R. AREA DETAIL OF
7th TO 9th FLOOR

AGENTS
S
Spar Designers International
Architects Pvt. Ltd.
11/111, WINDMILL, CHANDNOK
NEW DELHI - 110046
www.sparindia.com

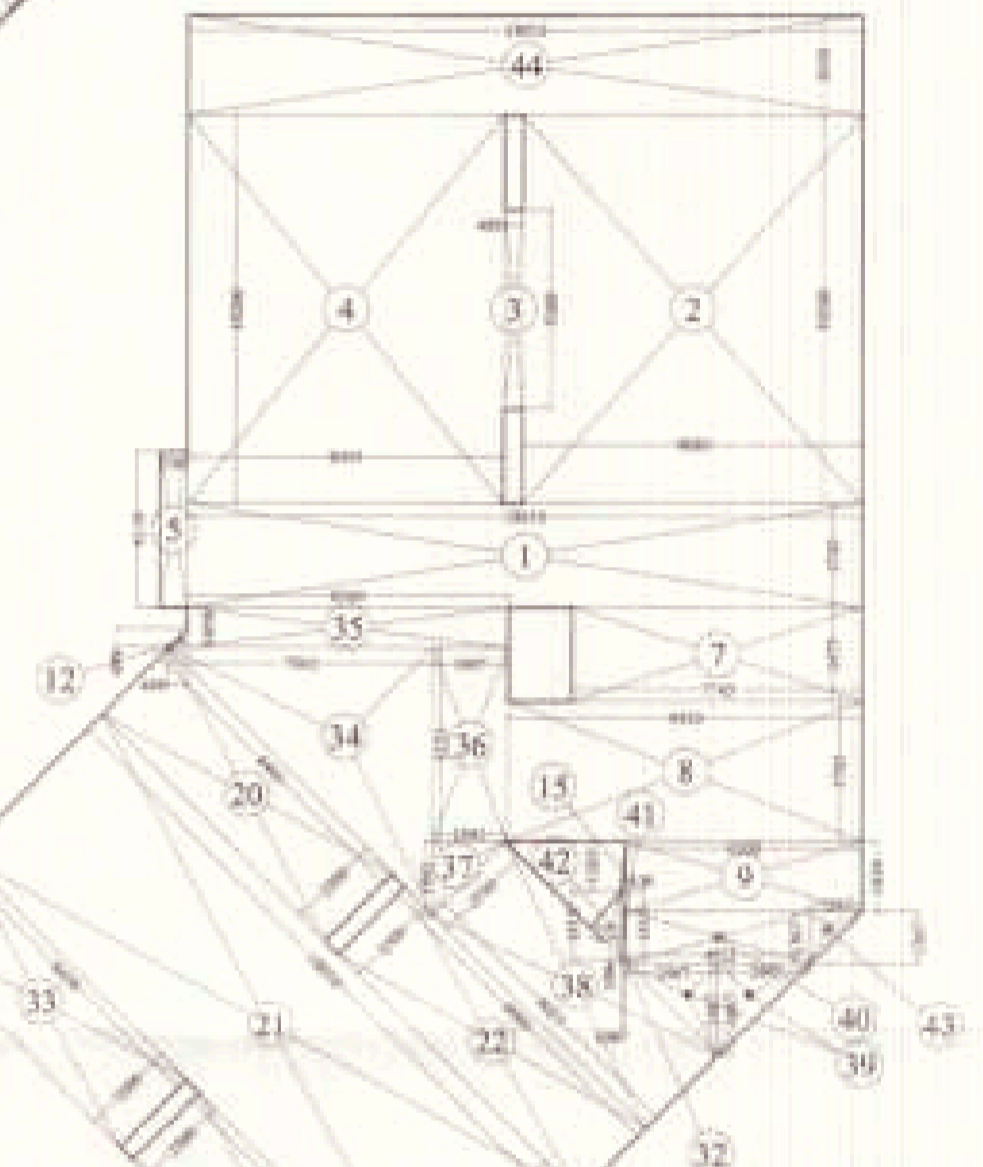
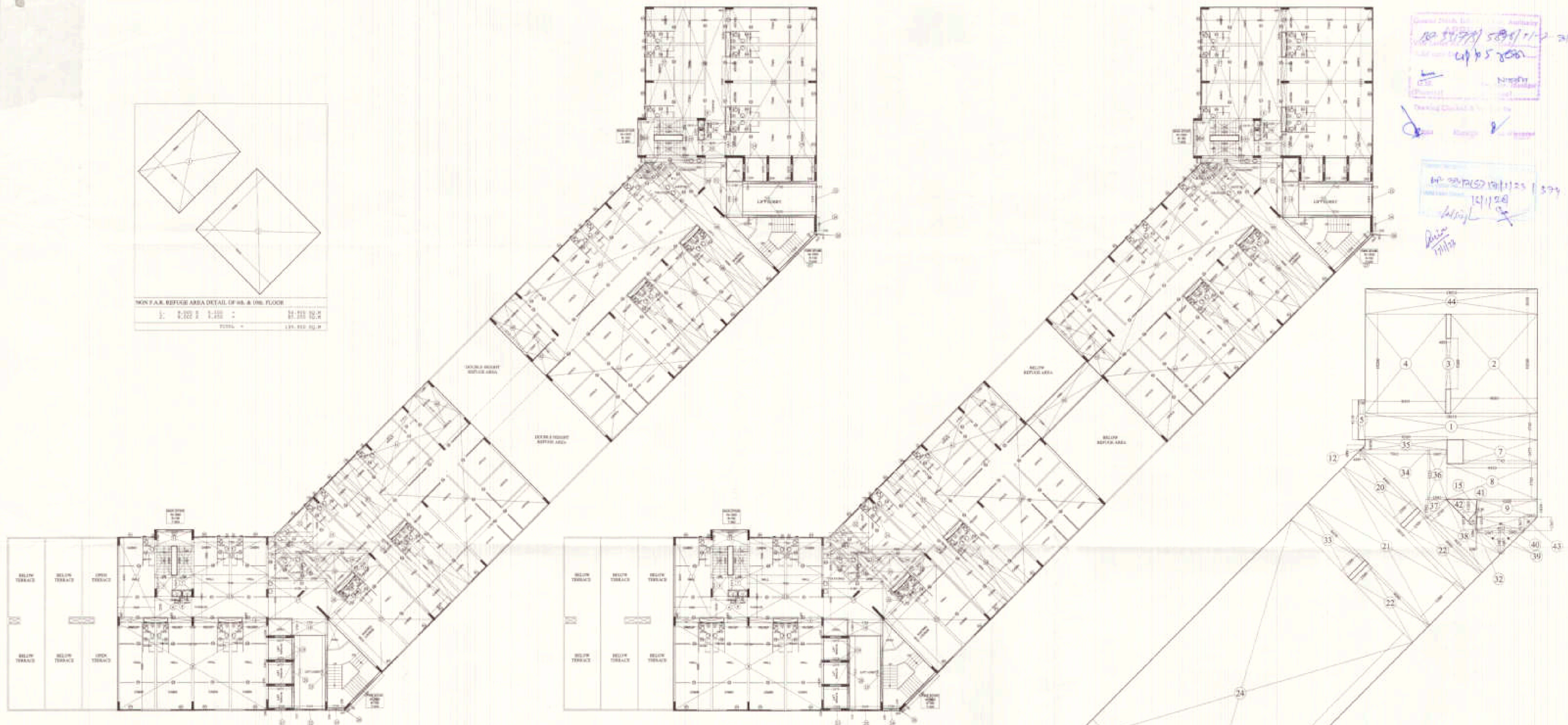
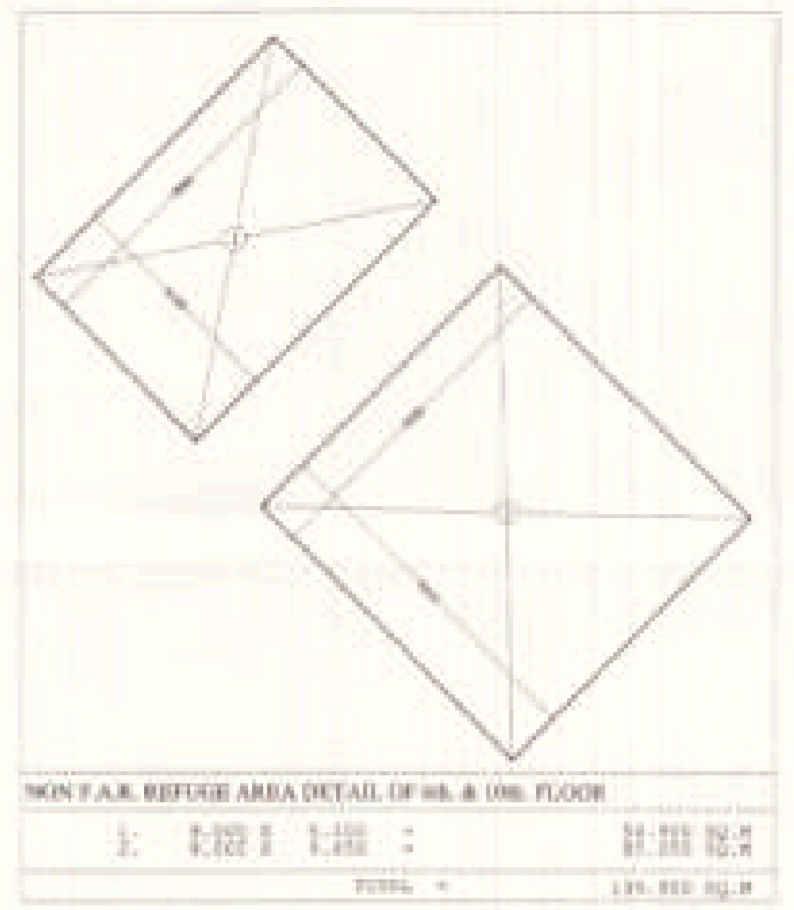
DATE: 10/11/2017
SCALE: 1:200

FOR SKV Infotech Private Limited
Authorised Signatory
ARCHITECTS SIGN
DPS NO. - 29

10/11/2017
upto 5 years
Nimarti
10/11/2017
10/11/2017
10/11/2017

General Check by
 18/05/2014 5:30 PM
 18/05/2014
 18/05/2014

Checked by
 18/05/2014 5:30 PM
 18/05/2014
 18/05/2014



TOWER-A
 1T. F.A.R. AREA DETAIL OF 10th FLOOR

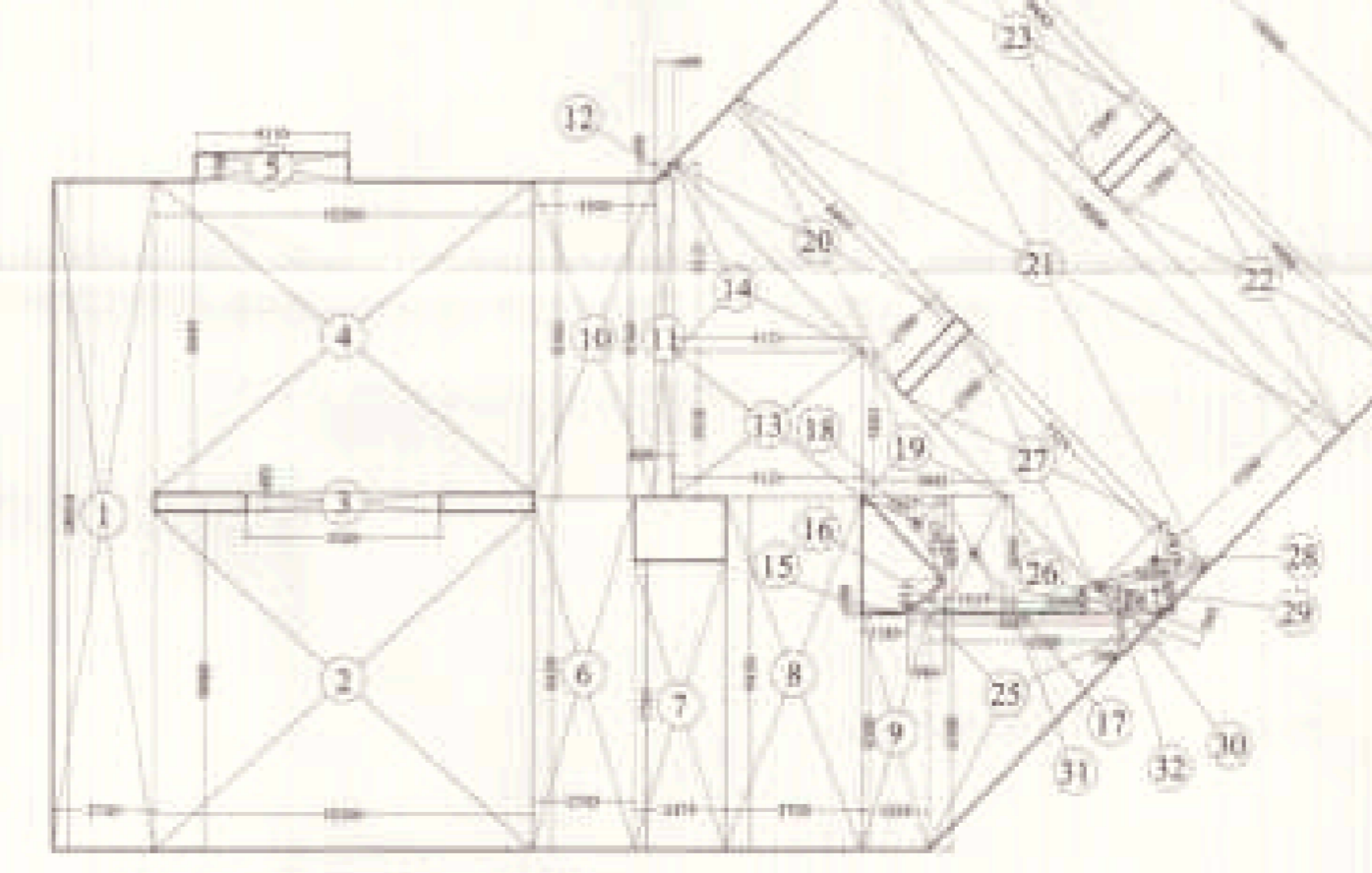
TOWER-A
 1T. F.A.R. AREA DETAIL OF 10th FLOOR

Sl. No.	Particulars	Area (sq.m)
1
2
3
4
5
6
7
8
9
10
11
12
13
14
15
16
17
18
19
20
21
22
23
24
25
26
27
28
29
30
31
32
33
34
35
36
37
38
39
40
41
42
43
44
45
46
47
48
49
50
51
52
53
54
55
56
57
58
59
60
61
62
63
64
65
66
67
68
69
70
71
72
73
74
75
76
77
78
79
80
81
82
83
84
85
86
87
88
89
90
91
92
93
94
95
96
97
98
99
100
TOTAL		134.852 SQ.M

TOWER-A
 1T. F.A.R. AREA DETAIL OF 11th FLOOR

TOWER-A
 1T. F.A.R. AREA DETAIL OF 11th FLOOR

Sl. No.	Particulars	Area (sq.m)
1
2
3
4
5
6
7
8
9
10
11
12
13
14
15
16
17
18
19
20
21
22
23
24
25
26
27
28
29
30
31
32
33
34
35
36
37
38
39
40
41
42
43
44
45
46
47
48
49
50
51
52
53
54
55
56
57
58
59
60
61
62
63
64
65
66
67
68
69
70
71
72
73
74
75
76
77
78
79
80
81
82
83
84
85
86
87
88
89
90
91
92
93
94
95
96
97
98
99
100
TOTAL		134.178 SQ.M



NON F.A.R. AREA OF SERVICE FLOOR (10th FLOOR)

NON F.A.R. AREA OF SERVICE FLOOR (10th FLOOR)

Sl. No.	Particulars	Area (sq.m)
1
2
3
4
5
6
7
8
9
10
11
12
13
14
15
16
17
18
19
20
21
22
23
24
25
26
27
28
29
30
31
32
33
34
35
36
37
38
39
40
41
42
43
44
45
46
47
48
49
50
51
52
53
54
55
56
57
58
59
60
61
62
63
64
65
66
67
68
69
70
71
72
73
74
75
76
77
78
79
80
81
82
83
84
85
86
87
88
89
90
91
92
93
94
95
96
97
98
99
100
TOTAL		134.852 SQ.M

PROJECT -
 PROPOSED I.T. PARK
 AT PLOT No. - 17 SECTOR K.P. - V
 GREATER NOIDA

BUILDERS & PROMOTER -
 M/S S.K.V. INFOTECH PVT. LTD.
 M - AN GREATER KAILASH PART - II
 NEW DELHI - 110048

DRAWING TITLE - TOWER-A
 F.A.R. AREA DETAIL OF
 10th TO 11th FLOOR
 NON F.A.R. REFUGE AREA DETAIL OF
 10th & 11th FLOOR
 NON F.A.R. AREA OF SERVICE FLOOR (10th FLOOR)

ARCHITECTS
 Space Designers International
 Architects Pvt. Ltd.
 8 / 130, VASOKHARA, GAZIABAD
 PH: 0522-2211111, 2211112, 2211113
 email: sdi@spaceidpl.com, spaceidpl.com

SCALE: 1:200

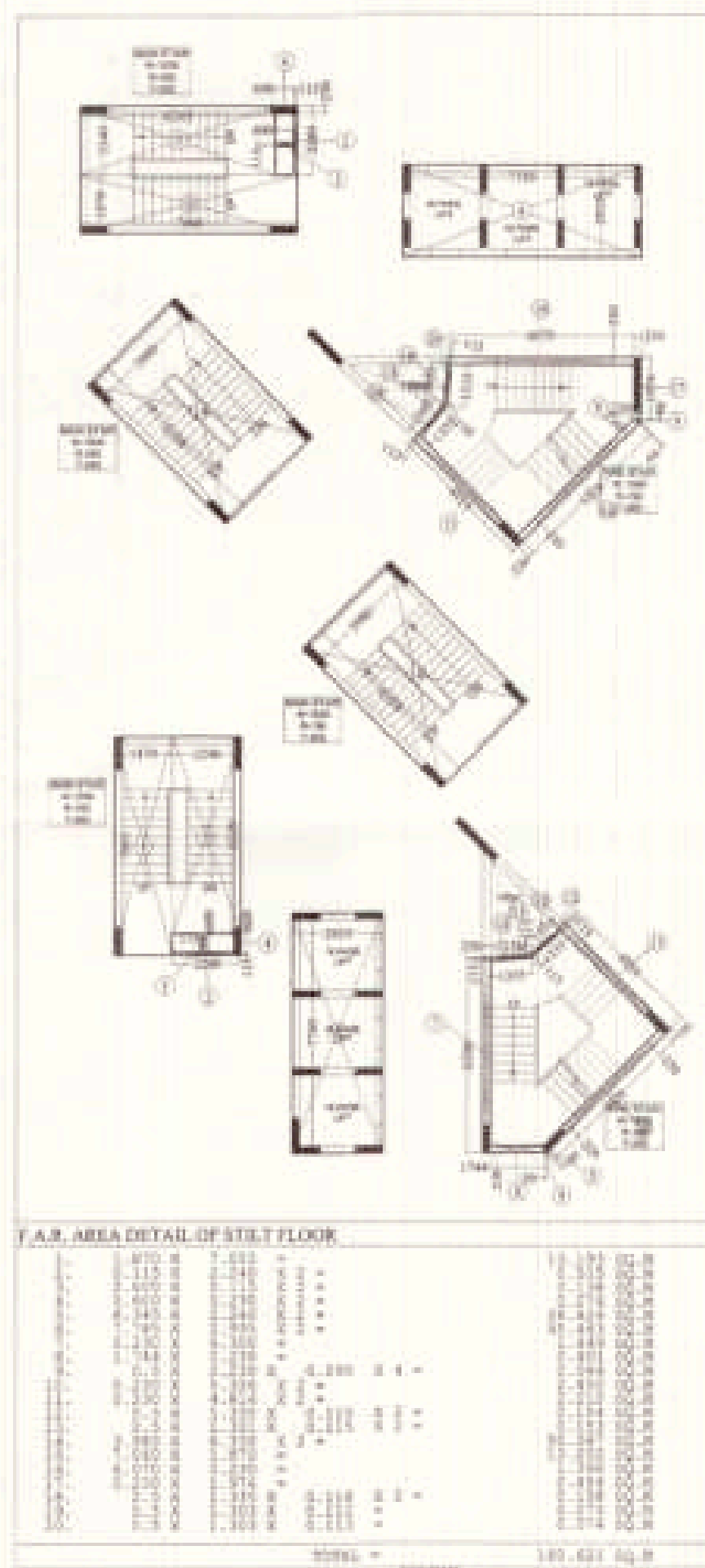
DATE: 18/05/2014

FOR S.K.V. Infotech Private Limited
 Authorized Signatory

OWNERS SIGN


DRG. NO. - 30

Master Plan Industrial City, Noida
 10/11/2019 10:57:58 / 07/07/2019
 7.10.2019
 10/11/2019
 10/11/2019
 10/11/2019
 10/11/2019





TOWER -B
ELEVATION -B



TOWER -B
SECTION -B - B'

PROJECT -
PROPOSED I.T. PARK
AT PLOT No. - 17 SECTOR K.P. - V
GREATER NOIDA

BUILDERS & PROMOTER ->
M/S S.K.V. INFOTECH Pvt. Ltd.
M - 48 GREATER KANAN PART - II
NEW DELHI - 110048

DRAWING TITLE - TOWER -B
ELEVATION -B
SECTION -B - B'

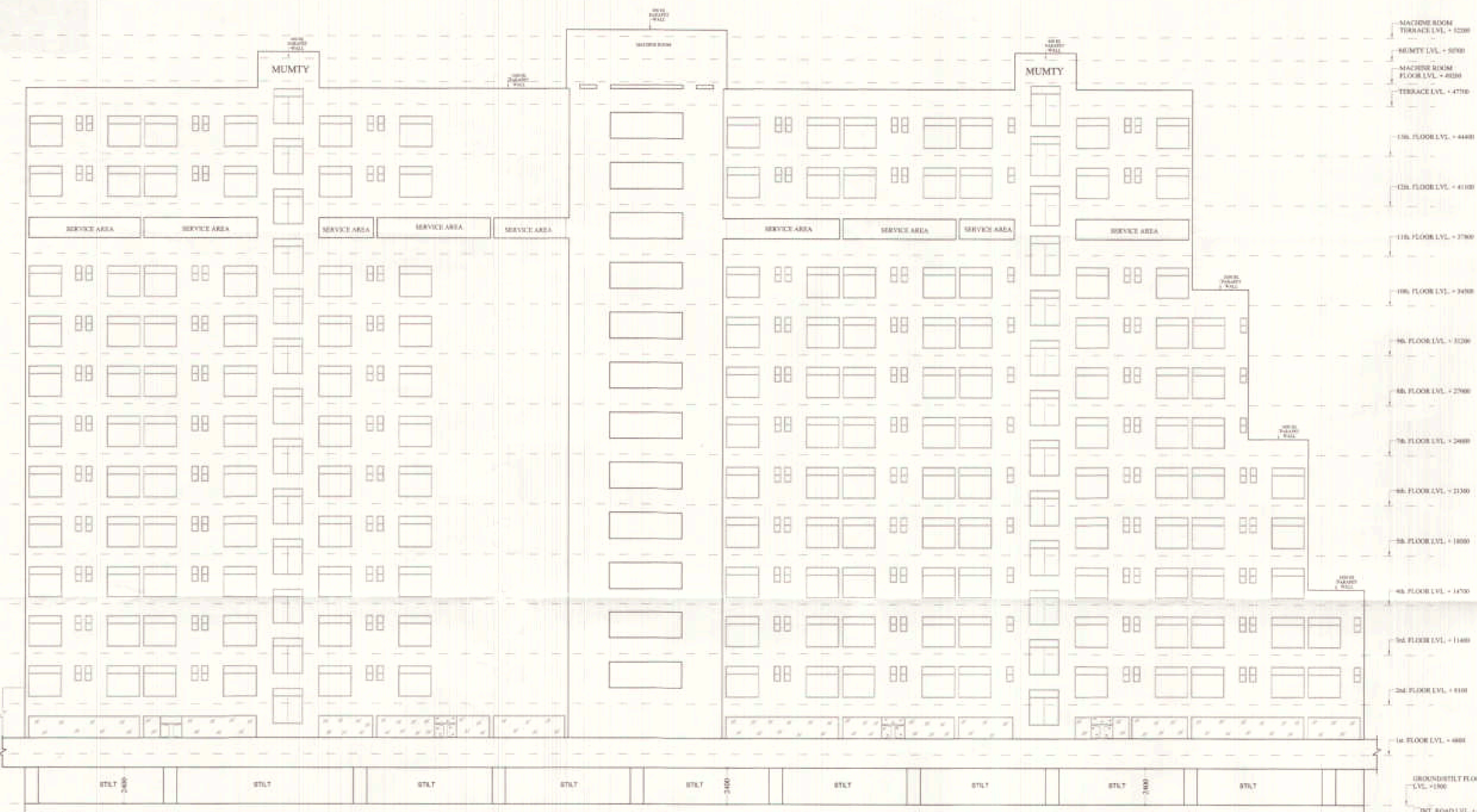
ARCHITECT -
Space Designers International
Architects Pvt. Ltd.
4 / 132, WABANDRA, GAZIABAD
U.P. INDIA - 201002
www.sdiindia.com www.sdi.co.uk

DRAWN BY - D. CHAKRABORTY
SCALE - 1/100
DATE - 10/12/20

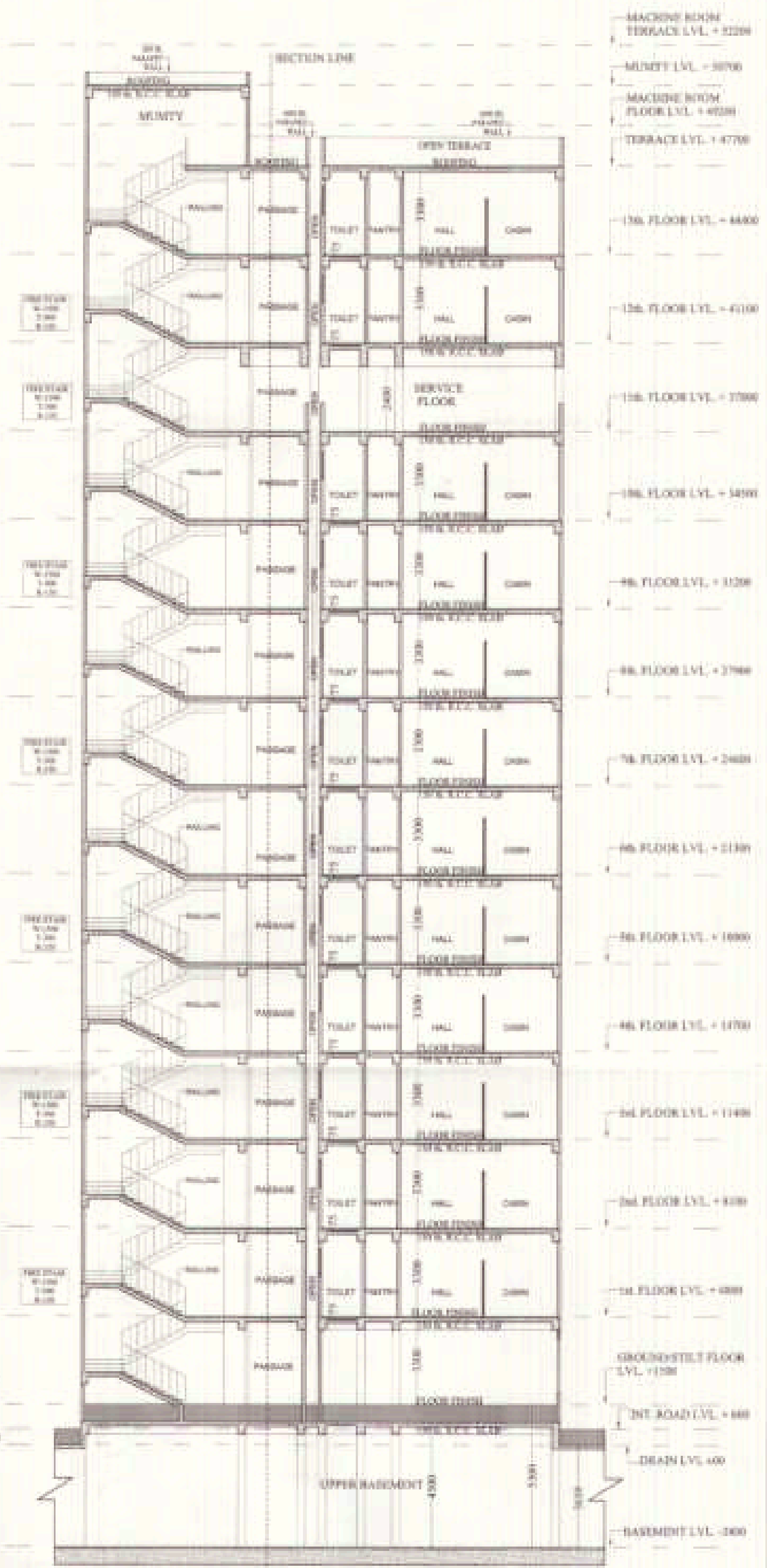
FOR SKV Infotech Private Limited
Authorized Signatory
DRG. NO. - 36

Handwritten notes and signatures in blue ink, including a date '10/12/20' and a signature 'Dr. G. S. Mishra'.

Handwritten notes and signatures in blue ink, including a date '10/12/20' and a signature 'Dr. G. S. Mishra'.



TOWER -C
ELEVATION -C



TOWER -C
SECTION -C - C'

PROJECT :-
PROPOSED LT. PARK
AT PLOT No. - 17 SECTOR K.P. - V
GREATER NOIDA

BUILDERS & PROMOTER :-
SUN ELY. INFOTECH Pvt. Ltd.
GATE NO. 10, SECTOR 17, PHASE II
NEW DELHI - 110040

DRAWING TITLE :- TOWER -C
ELEVATION -C
SECTION -C - C'

DESIGNER :-
Space Designers International
Architects Pvt. Ltd.
8 / 106, WANDRAHA, CHANDIGARH
INDIA

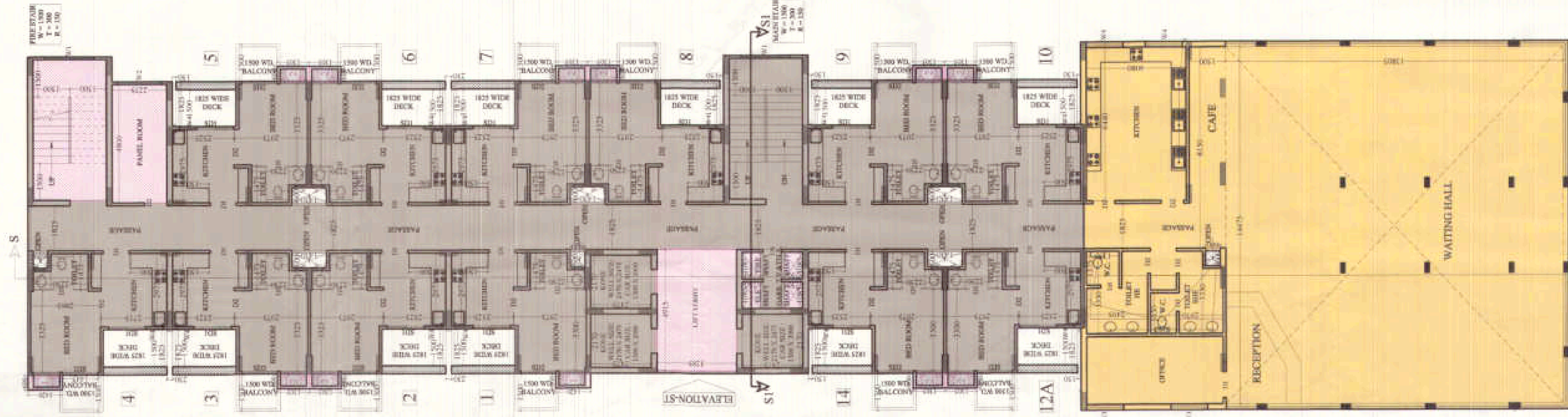
SCALE :- 1/100

DATE :- 16/11/2014
FOR SKV Intech Private Limited
Authorised Signatory

Handwritten notes:
16/11/2014
upto 5.00m

Handwritten notes:
16/11/2014
For SKV Intech Private Limited

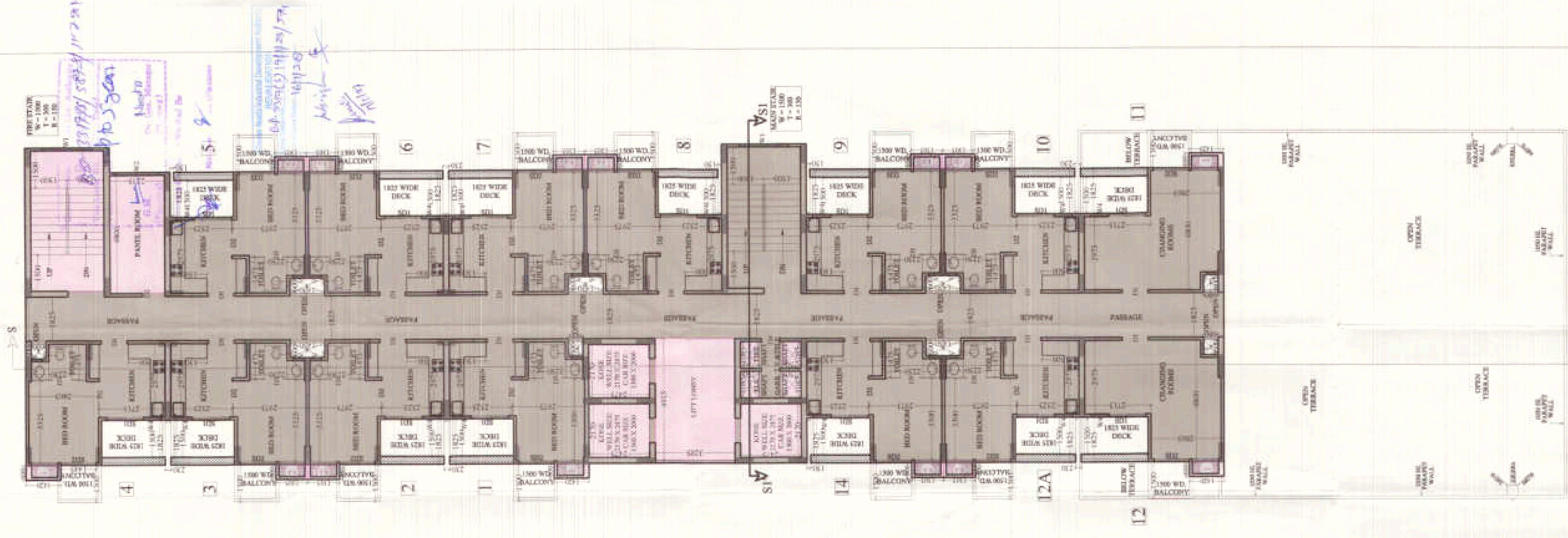




TOWER - ST
GROUND FLOOR PLAN



TOWER - ST
1st. FLOOR PLAN



TOWER - ST
2nd. FLOOR PLAN

ROOM FINISH SCHEDULE

TYPE	CODE	CELL LVL.	LEVEL LVL.
01	100 X 200	---	200
02	400 X 200	---	200
03	700 X 200	---	200
04	700 X 200	---	200
05	1000 X 200	---	200
06	1000 X 200	---	200
07	2000 X 200	---	200
08	1000 X 200	---	200
09	1000 X 200	---	200
10	1000 X 200	---	200
11	1000 X 200	---	200
12	1000 X 200	---	200
13	1000 X 200	---	200
14	1000 X 200	---	200
15	1000 X 200	---	200
16	1000 X 200	---	200
17	1000 X 200	---	200
18	1000 X 200	---	200
19	1000 X 200	---	200
20	1000 X 200	---	200

NOTE :-

- ANY HABITABLE ROOM, TOILET, KITCHEN NOT NATURALLY VENTILATED ARE MECHANICALLY VENTILATED.
- FIRE ESCAPE STAIR CASE IS PRESURIZED TYPE AS PER N.B.C.

LEGEND

	RESIDENTIAL F.A.R.
	INSTITUTIONAL F.A.R.

PROJECT :-
PROPOSED I.T. PARK
AT PLOT No. - 17 SECTOR K.P. - V
GREATER NOIDA

BUILDERS & PROMOTER :-
M/S S.K.V. INFOTECH Pvt. Ltd.
M - 48 GREATER KAILASH PART - II
NEW DELHI - 110048

DRAWING TITLE :- TOWER-ST
GROUND TO 2nd FLOOR PLAN

Space Designers
Architects & Planners
11/106, VASANTHARA, GAZIABAD
www.spaceindia.com

Space Designers International
Architects Pvt. Ltd.
11/106, VASANTHARA, GAZIABAD
www.spaceindia.com

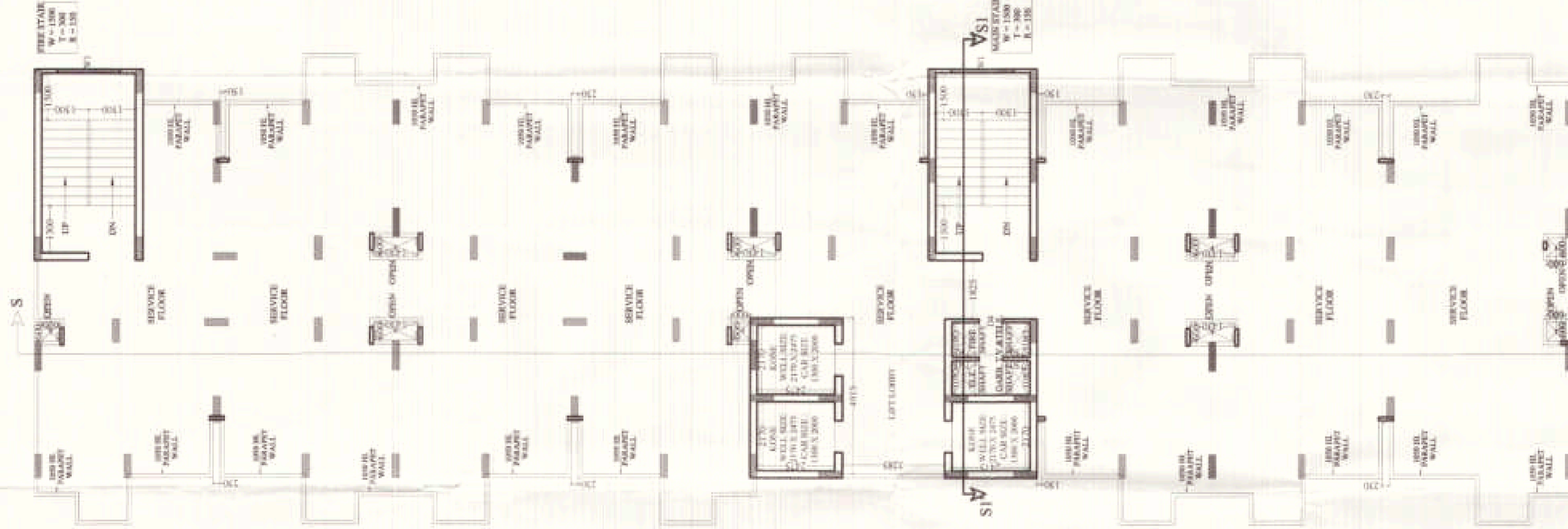
For IIT/Inhouse Private Linkage
Autonomous Signatory

ARCHITECTS SIGN
DRG. NO. - 3B

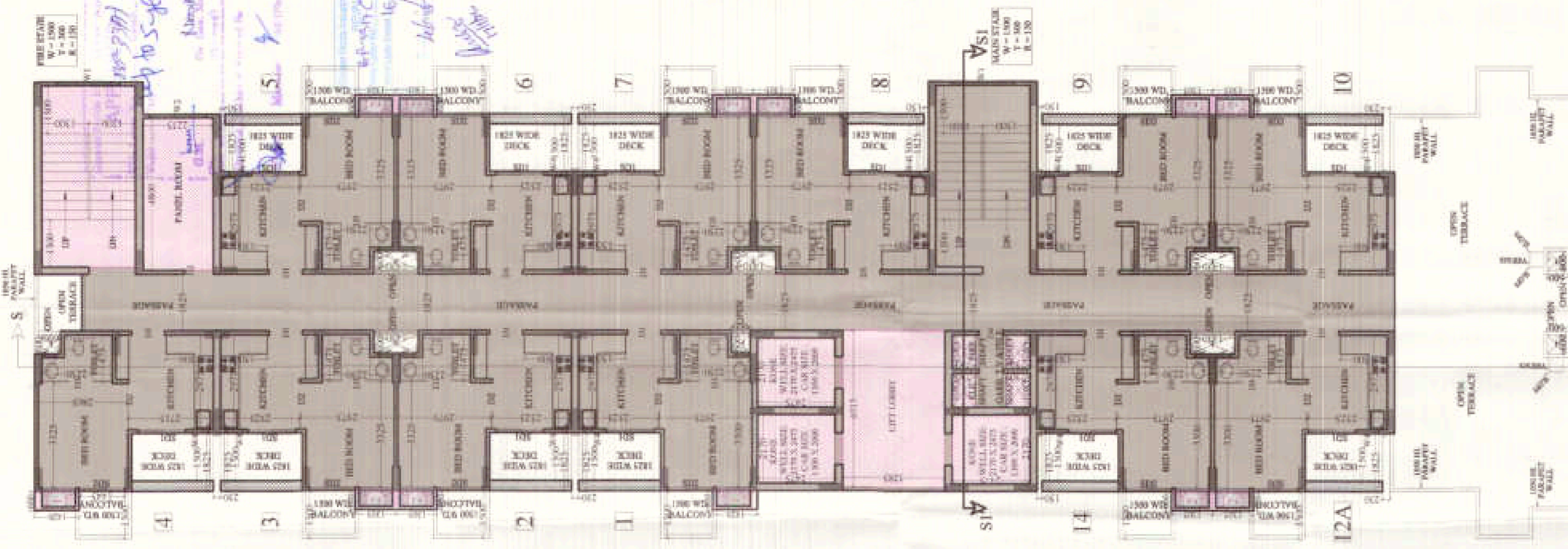


TOWER - ST
3rd. TO 6th. FLOOR PLAN

NOTE :-
 • ANY HABITABLE ROOM, TOILET, KITCHEN NOT NATURALLY VENTILATED ARE MECHANICALLY VENTILATED.
 • FIRE ESCAPE STAIR CASE IS PRESURIZED TYPE AS PER N.B.C.



TOWER - ST
7th.(SERVICE) FLOOR



TOWER - ST
8th. FLOOR PLAN

Handwritten notes:
 1. 100% by 5-800
 2. Member
 3. 10/11/2018
 4. 16/11/2018
 5. 16/11/2018

LEGEND	
	RESIDENTIAL F.A.R.
	INSTITUTIONAL F.A.R.

PROJECT - PROPOSED LT. PARK AT PLOT No. - 17 SECTOR K.P. - V GREATER NOIDA

BUILDER & PROMOTER - M/S S.K.V. INFOTECH PVT. Ltd. M - 88 GREATER KAILASH PART - II NEW DELHI - 110048

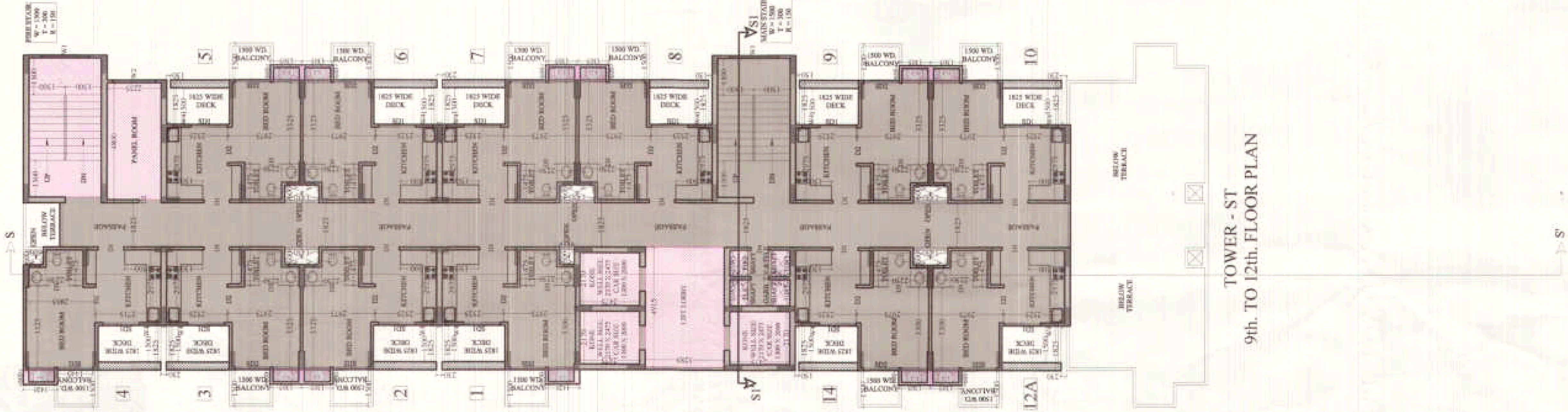
DRAWING TITLE - TOWER - ST 3rd TO 8th FLOOR PLAN

Space Designers
 ARCHITECTS & PLANNERS
 57 D9, VASANT VIHAR, GAZIABAD
 U.P. INDIA
 201009
 0520-220-0000
 0520-220-0001

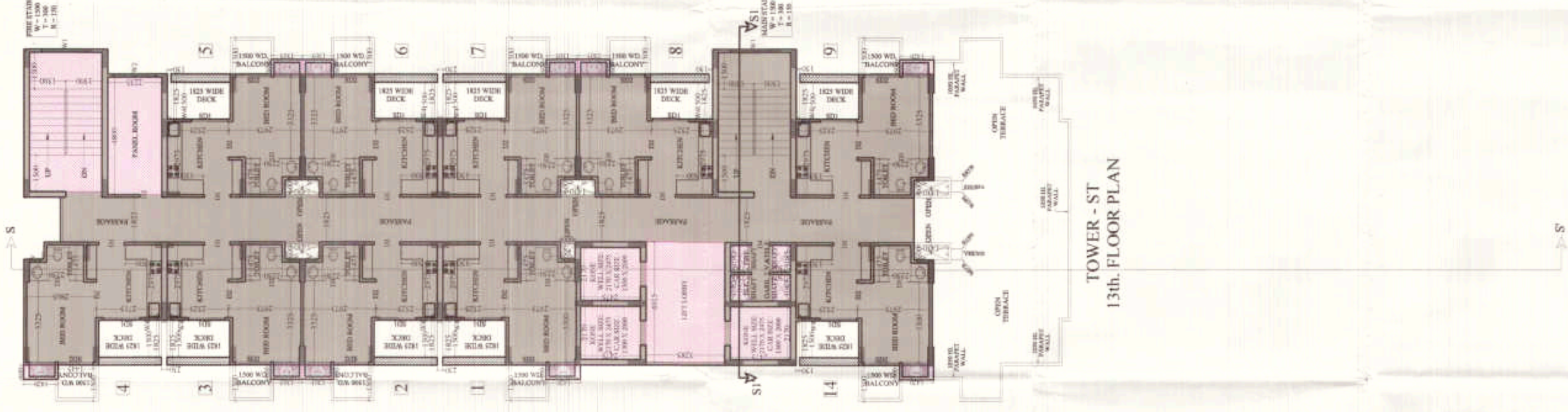
Architects Pvt. Ltd.
 57 D9, VASANT VIHAR, GAZIABAD
 U.P. INDIA
 201009
 0520-220-0000
 0520-220-0001

For S.K.V. Infotech Private Limited
 Authorized Signatory

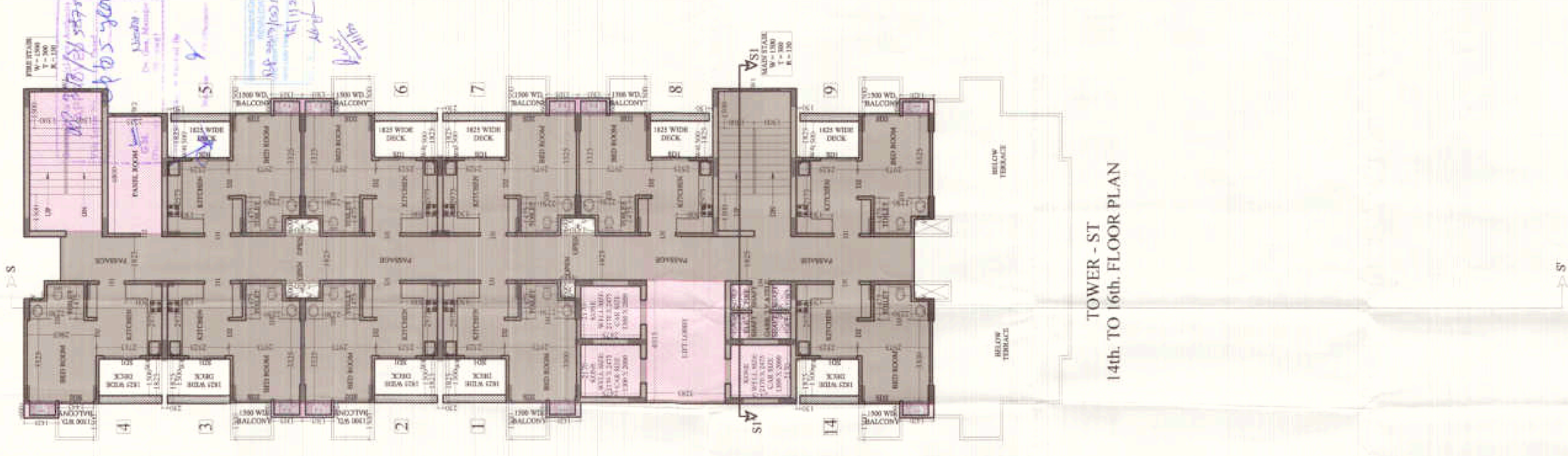
ARCHITECT'S SIGN
 DRG NO. - 39
 AUTHORIZED SIGNATURE



TOWER - ST
9th. TO 12th. FLOOR PLAN



TOWER - ST
13th. FLOOR PLAN



TOWER - ST
14th. TO 16th. FLOOR PLAN

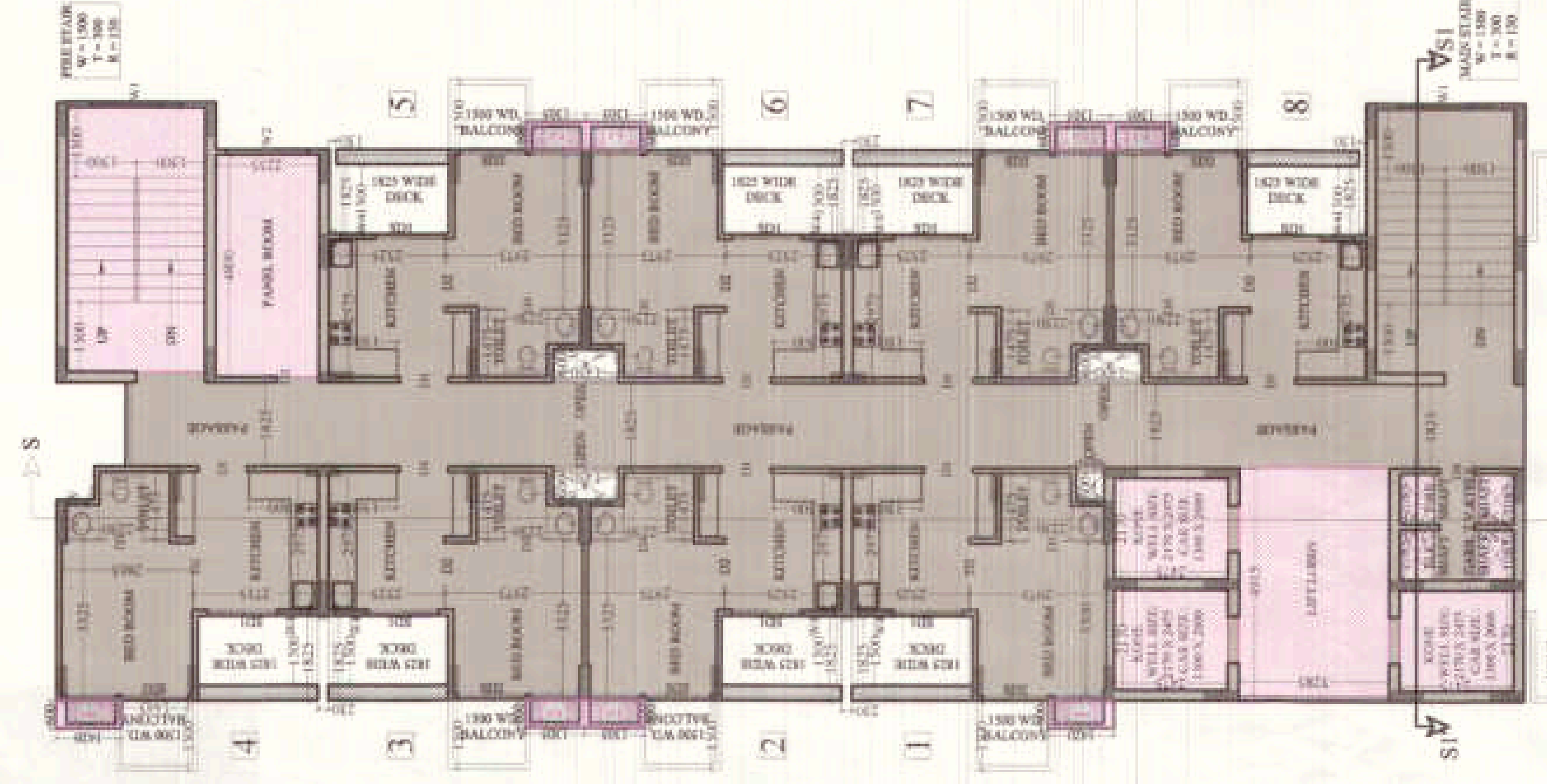
NOTE :-
 • ANY HABITABLE ROOM, TOILET, KITCHEN NOT NATURALLY VENTILATED ARE MECHANICALLY VENTILATED.
 • FIRE ESCAPE STAIR CASE IS PRESSURIZED TYPE AS PER N.B.C.

LEGEND	
	RESIDENTIAL F.A.R.
	INSTITUTIONAL F.A.R.

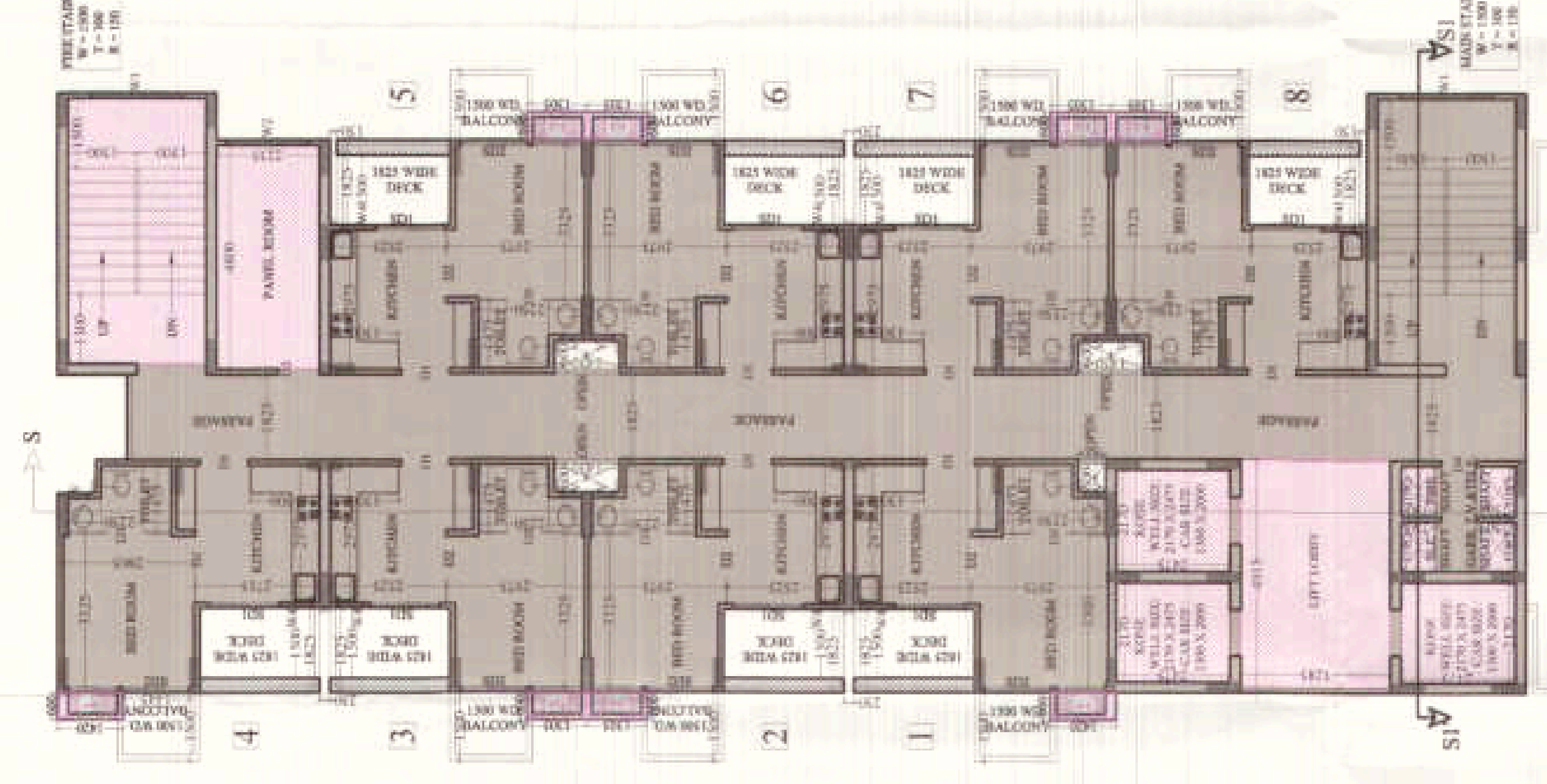
PROJECT :-
 PROPOSED I.T. PARK
 AT PLOT No. - 17 SECTOR K.P. - V
 GREATER NOIDA
 BUILDERS & PROMOTER :-
 M/S S.K.V. INFOTECH PVT. Ltd.
 M - AS GREATER KAILASH PART -II
 NEW DELHI - 110048
 DRAWING TITLE :- TOWER - ST
 9th. TO 16th. FLOOR PLAN

Space Designers International
 Architects & Planners
 3/18B, VASINDHARA, GHAZIABAD
 UTTAR PRADESH, INDIA
 www.spaceindia.com

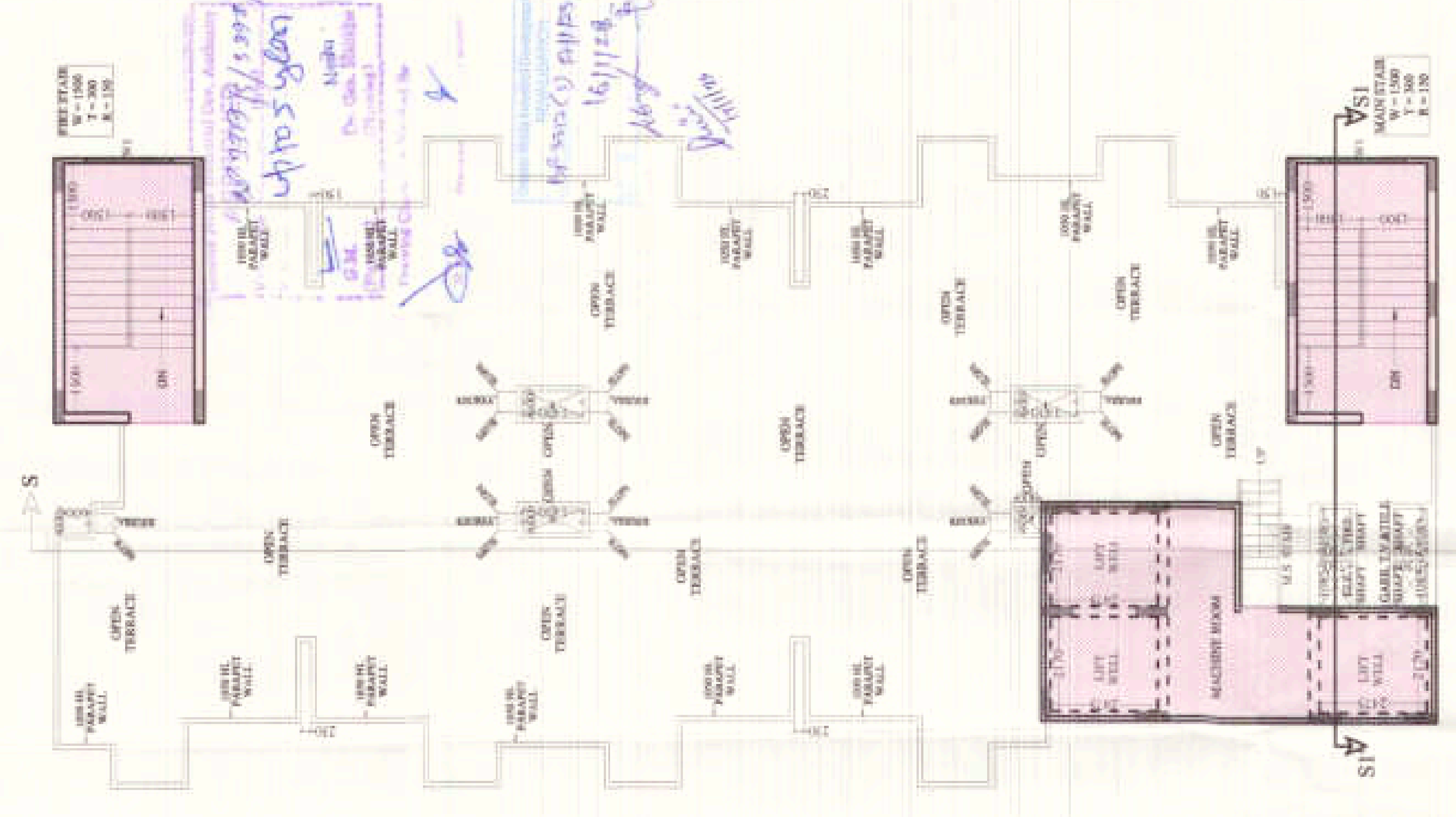
Architect's SIGN
 AUTHORIZED SIGNATURE
 DRG. NO. - 40



TOWER - ST
17th. FLOOR PLAN



TOWER - ST
18th. TO 20th. FLOOR PLAN



TOWER - ST
TERRACE PLAN

NOTE :-
 • ANY HABITABLE ROOM, TOILET, KITCHEN NOT NATURALLY VENTILATED ARE MECHANICALLY VENTILATED.
 • FIRE ESCAPE STAIR CASE IS PRESSURIZED TYPE AS PER N.B.C.

LEGEND	
	RESIDENTIAL F.A.R.
	INSTITUTIONAL F.A.R.

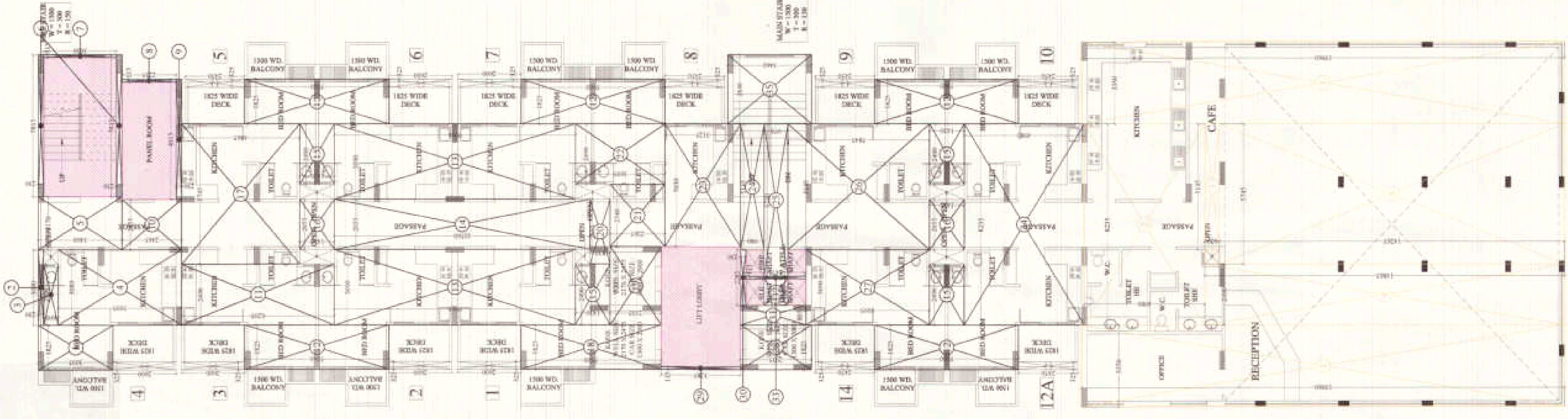
PROJECT
 PROPOSED I.T. PARK
 AT PLOT No. - 17 SECTOR K.P. - V
 GREATER NOIDA

BUILDER & PROMOTER
 M/S S.K.V. INFOTECH Pvt. Ltd.
 M - AS GREATER KAILASH PART - II
 NEW DELHI - 110048

DRAWING TITLE - TOWER - ST
 TERRACE PLAN

Space Designers International
 Architects & Planners
 117B, HASNUPURA, GHAZIABAD
 www.spaceindia.com

ARCHITECT'S SIGN
 41



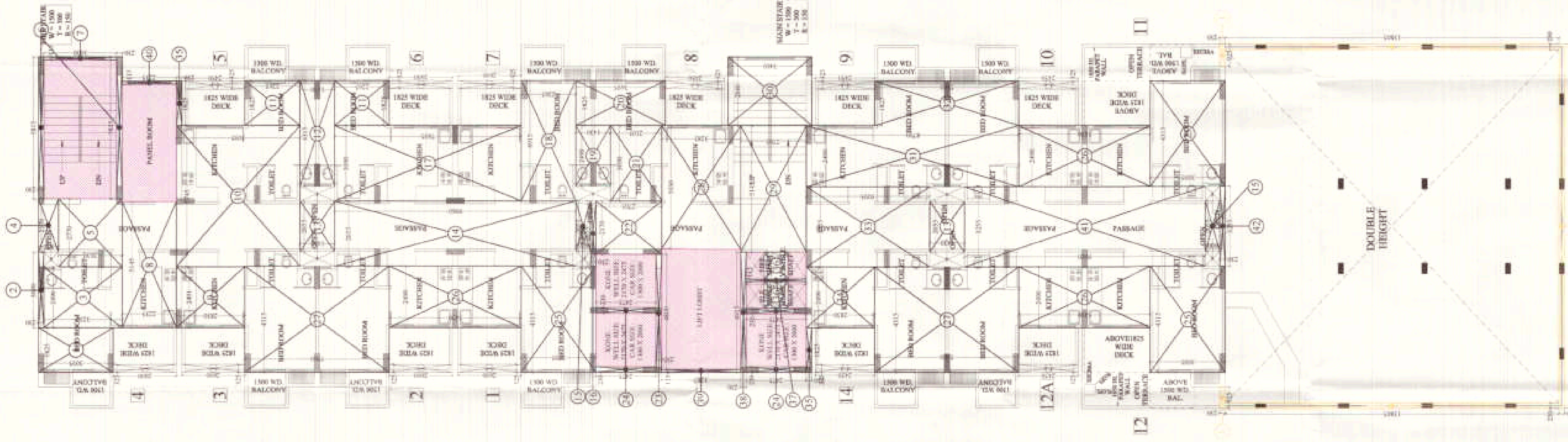
**TOWER - ST
F.A.R. AREA OF
GROUND FLOOR**

S.NO	DIMENSION	AREA
1.	0.325 X 19.960 X 2 =	13.33 732 SQ.M
2.	0.325 X 4.980 X 6 =	41.010 SQ.M
3.	5.145 X 0.600 X 6 =	3.087 SQ.M
4.	2.490 X 14.865 =	37.014 SQ.M
5.	5.745 X 14.265 =	81.952 SQ.M
TOTAL		409.714 SQ.M

25 % BALCONY F.A.R. AREA DETAIL OF GROUND & 1st FLOOR

S.NO	DIMENSION	AREA
1.	0.325 X 2.600 X 6 =	5.070 SQ.M
2.	0.325 X 2.450 X 6 =	4.778 SQ.M
TOTAL		9.848 SQ.M

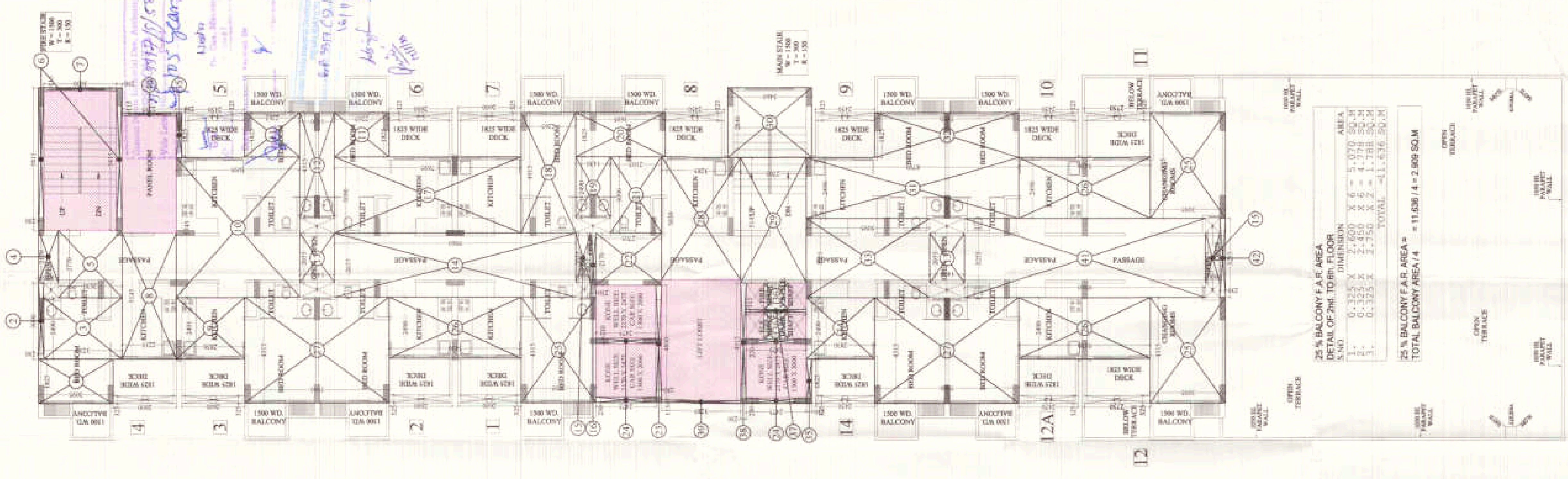
**25 % BALCONY F.A.R. AREA = TOTAL BALCONY AREA / 4
= 9.848 / 4 = 2.462 SQ.M**



**TOWER - ST
F.A.R. AREA OF
1st FLOOR**

INSTITUTIONAL F.A.R. AREA DETAIL OF 1st FLOOR

S.NO	DIMENSION	AREA
1.	0.325 X 0.330 X 2 =	0.426 SQ.M
2.	0.330 X 13.805 X 2 =	9.150 SQ.M
3.	14.325 X 0.330	4.733 SQ.M
TOTAL		10.211 SQ.M



**TOWER - ST
F.A.R. AREA
2nd TO 6th FLOOR**

25 % BALCONY F.A.R. AREA DETAIL OF 2nd TO 6th FLOOR

S.NO	DIMENSION	AREA
1.	0.325 X 2.600 X 6 =	5.070 SQ.M
2.	0.325 X 2.450 X 6 =	4.778 SQ.M
3.	0.325 X 2.750 X 2 =	1.788 SQ.M
TOTAL		11.636 SQ.M

**25 % BALCONY F.A.R. AREA = TOTAL BALCONY AREA / 4
= 11.636 / 4 = 2.909 SQ.M**

S.NO	DIMENSION	AREA
1.	3.150 X 19.960 X 2 =	125.880 SQ.M
2.	3.150 X 4.980 X 6 =	232.260 SQ.M
3.	5.145 X 0.600 X 6 =	185.220 SQ.M
4.	2.490 X 14.865 =	367.162 SQ.M
5.	5.745 X 14.265 =	819.552 SQ.M
TOTAL		1630.074 SQ.M

PROJECT
PROPOSED I.T. PARK
AT PLOT No. - 17 SECTOR K.P. - V
GREATER NOIDA

BUILDER & PROMOTER
M/S S.K.V. INFOTECH PVT. Ltd.
M - 48 GREATER KAILASH PART - II
NEW DELHI - 110048

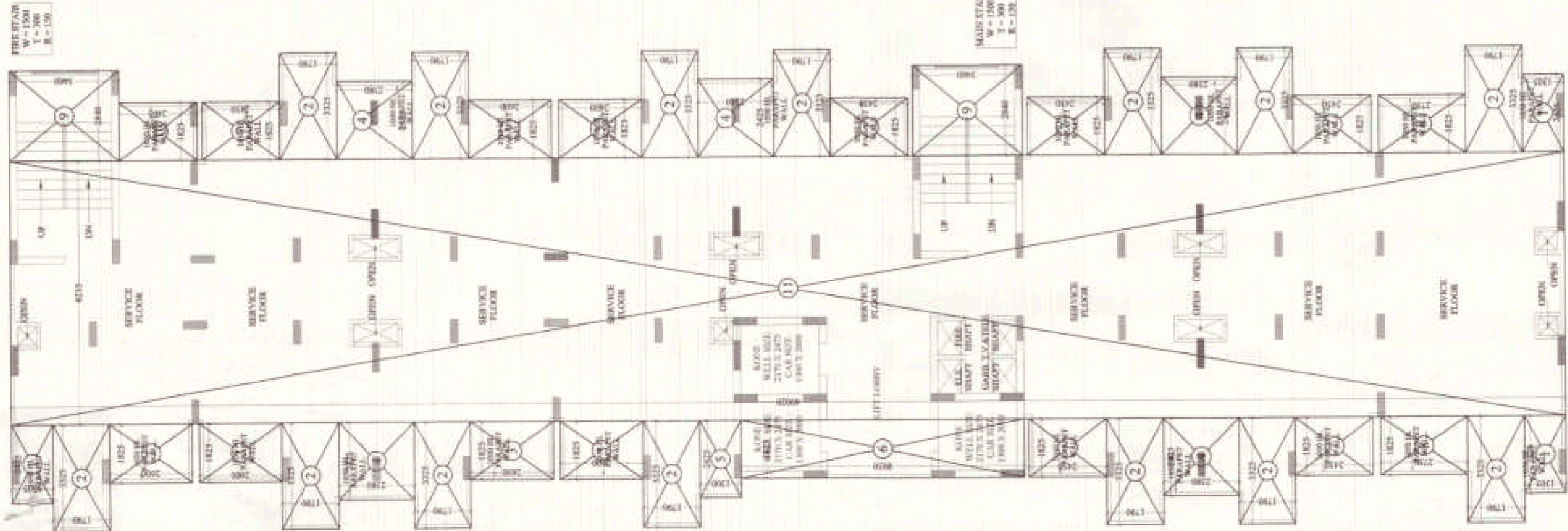
DRAWING TITLE - TOWER - ST
F.A.R. AREA DETAIL OF GROUND & 1st FLOOR
25 % BALCONY F.A.R. AREA DETAIL OF
GROUND TO 6th FLOOR

Space Designers
Architects & Planners

Space Designers International
Architects Pvt. Ltd.
1/108, VAHURABADA, GHAZIABAD
IN INDIA. TEL: 0120-2700000, 2700001
www.space-designers.com

For S&V Infotech Private Limited
Authorized Signatory

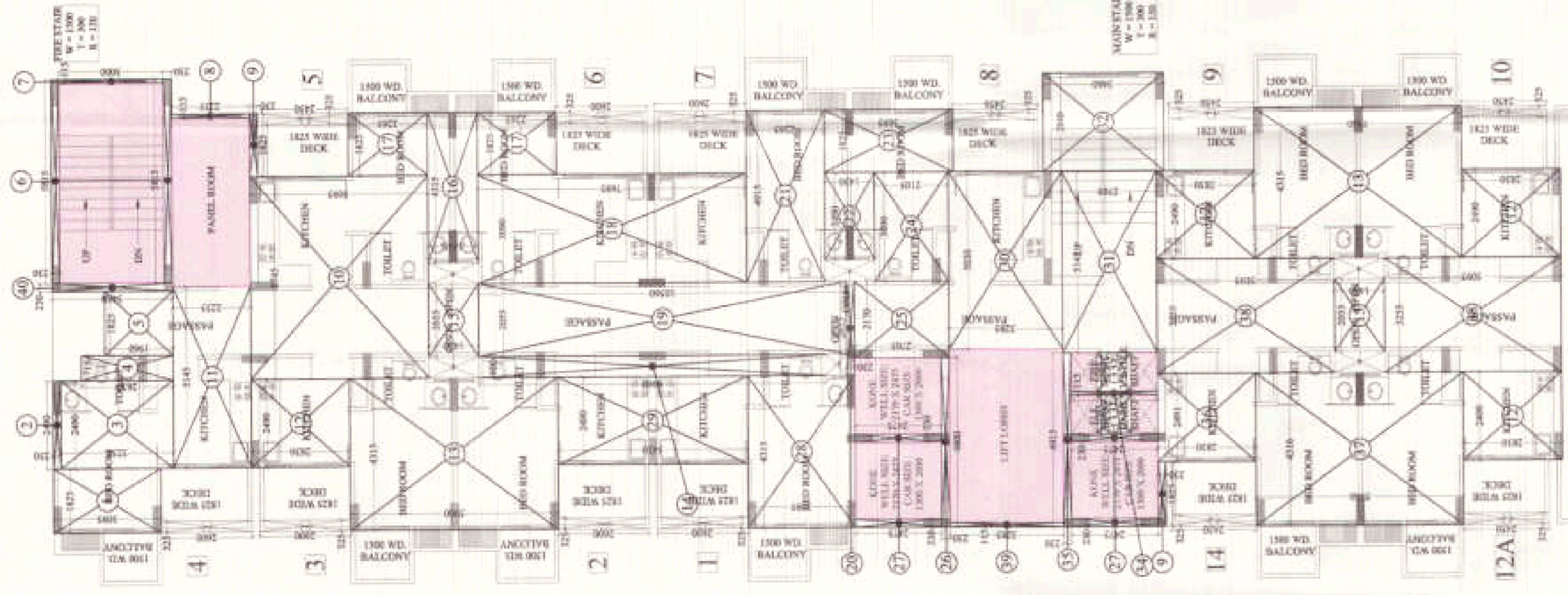
ARCHITECTS SIGN
DR. G. NO. 47



TOWER - ST
7th. (SERVICE) FLOOR PLAN

AREA DETAIL OF 7th. (SERVICE) FLOOR

S.NO.	DIMENSION	AREA
1.	3.425 X 1.790	6.120
2.	3.325 X 2.600	8.645
3.	1.825 X 2.380	4.324
4.	2.425 X 1.300	3.152
5.	1.825 X 8.930	16.287
6.	1.825 X 2.450	4.472
7.	1.825 X 2.750	5.019
8.	2.840 X 3.465	9.818
9.	1.825 X 49.020	90.660
10.	1.825 X	3.465
11.		403.660
TOTAL		634.232



TOWER - ST
F.A.R. AREA OF 8th. TO 12th. FLOOR

RESIDENTIAL F.A.R. AREA DETAIL OF 8th. TO 12th. FLOOR

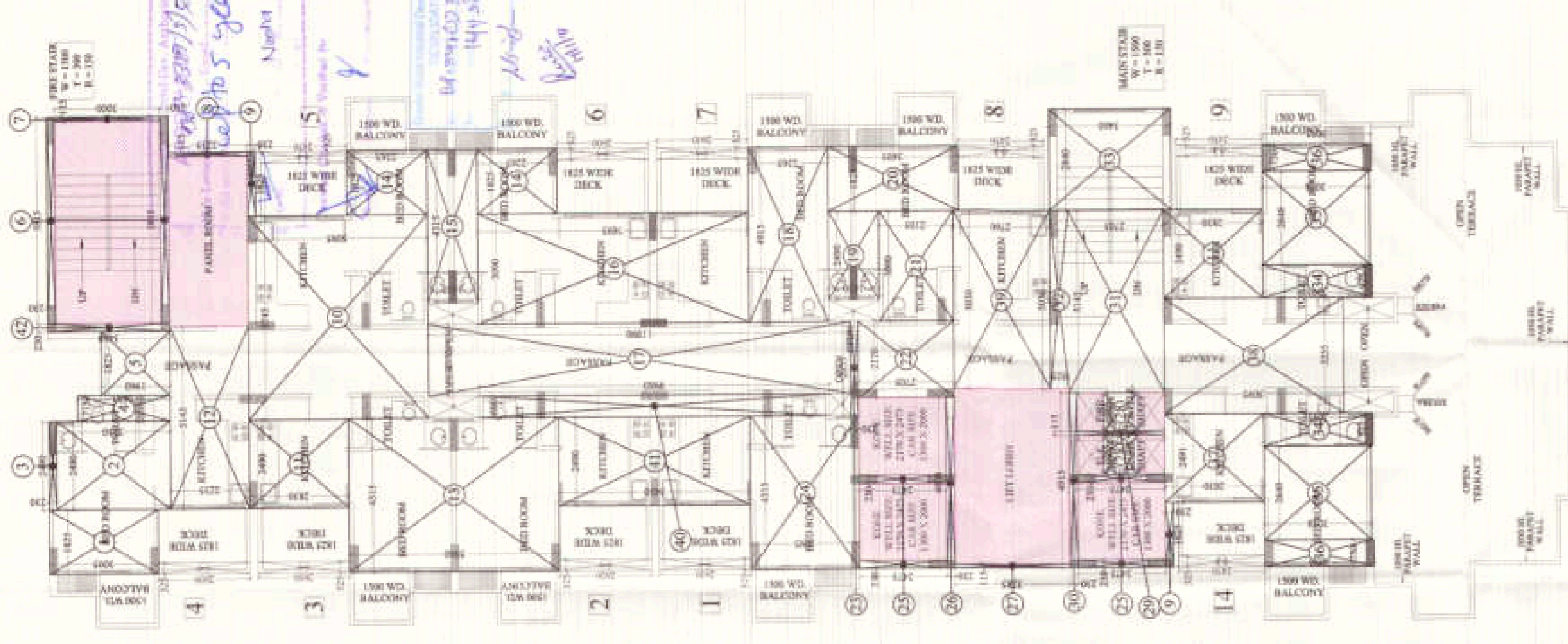
S.NO.	DIMENSION	AREA
1.	1.825 X 3.095	5.648
2.	2.490 X 3.230	8.043
3.	0.715 X 2.630	1.880
4.	1.825 X 1.960	3.577
5.	5.815 X 3.000	17.445
6.	0.115 X 2.235	0.255
7.	0.115 X 2.235	0.255
8.	1.825 X 2.235	4.068
9.	5.745 X 5.095	29.271
10.	2.490 X 2.235	5.555
11.	5.145 X 2.235	11.499
12.	4.315 X 2.265	9.767
13.	1.825 X 1.430	2.610
14.	4.315 X 1.430	6.170
15.	3.090 X 1.430	4.410
16.	2.090 X 1.430	2.987
17.	2.090 X 1.430	2.987
18.	1.825 X 1.430	2.610
19.	1.825 X 1.430	2.610
20.	3.090 X 1.430	4.410
21.	2.490 X 1.430	3.551
22.	4.315 X 1.430	6.170
23.	4.315 X 1.430	6.170
24.	4.315 X 1.430	6.170
25.	4.315 X 1.430	6.170
26.	4.315 X 1.430	6.170
27.	4.315 X 1.430	6.170
28.	4.315 X 1.430	6.170
29.	4.315 X 1.430	6.170
30.	4.315 X 1.430	6.170
31.	4.315 X 1.430	6.170
32.	4.315 X 1.430	6.170
33.	4.315 X 1.430	6.170
34.	4.315 X 1.430	6.170
35.	4.315 X 1.430	6.170
36.	4.315 X 1.430	6.170
37.	4.315 X 1.430	6.170
38.	4.315 X 1.430	6.170
39.	4.315 X 1.430	6.170
40.	4.315 X 1.430	6.170
41.	4.315 X 1.430	6.170
42.	4.315 X 1.430	6.170
TOTAL		391.590

25 % BALCONY F.A.R. AREA DETAIL OF 8th. TO 12th. FLOOR

S.NO.	DIMENSION	AREA
1.	0.325 X 2.600	0.845
2.	0.325 X 2.450	0.796
TOTAL		1.641

25 % BALCONY F.A.R. AREA = 1.641 SQ.M

25 % BALCONY F.A.R. AREA = TOTAL BALCONY AREA / 4
= 1.641 / 4 = 0.410 SQ.M



TOWER - ST
F.A.R. AREA OF 13th. TO 16th. FLOOR

RESIDENTIAL F.A.R. AREA DETAIL OF 13th. TO 16th. FLOOR

S.NO.	DIMENSION	AREA
1.	1.825 X 3.095	5.648
2.	2.490 X 3.230	8.043
3.	0.715 X 2.630	1.880
4.	1.825 X 1.960	3.577
5.	5.815 X 3.000	17.445
6.	0.115 X 2.235	0.255
7.	0.115 X 2.235	0.255
8.	1.825 X 2.235	4.068
9.	5.745 X 5.095	29.271
10.	2.490 X 2.235	5.555
11.	5.145 X 2.235	11.499
12.	4.315 X 2.265	9.767
13.	1.825 X 1.430	2.610
14.	4.315 X 1.430	6.170
15.	3.090 X 1.430	4.410
16.	2.090 X 1.430	2.987
17.	2.090 X 1.430	2.987
18.	1.825 X 1.430	2.610
19.	1.825 X 1.430	2.610
20.	3.090 X 1.430	4.410
21.	2.490 X 1.430	3.551
22.	4.315 X 1.430	6.170
23.	4.315 X 1.430	6.170
24.	4.315 X 1.430	6.170
25.	4.315 X 1.430	6.170
26.	4.315 X 1.430	6.170
27.	4.315 X 1.430	6.170
28.	4.315 X 1.430	6.170
29.	4.315 X 1.430	6.170
30.	4.315 X 1.430	6.170
31.	4.315 X 1.430	6.170
32.	4.315 X 1.430	6.170
33.	4.315 X 1.430	6.170
34.	4.315 X 1.430	6.170
35.	4.315 X 1.430	6.170
36.	4.315 X 1.430	6.170
37.	4.315 X 1.430	6.170
38.	4.315 X 1.430	6.170
39.	4.315 X 1.430	6.170
40.	4.315 X 1.430	6.170
41.	4.315 X 1.430	6.170
42.	4.315 X 1.430	6.170
TOTAL		332.941

25 % BALCONY F.A.R. AREA DETAIL OF 13th. TO 16th. FLOOR

S.NO.	DIMENSION	AREA
1.	0.325 X 2.600	0.845
2.	0.325 X 2.450	0.796
TOTAL		1.641

25 % BALCONY F.A.R. AREA = 1.641 SQ.M

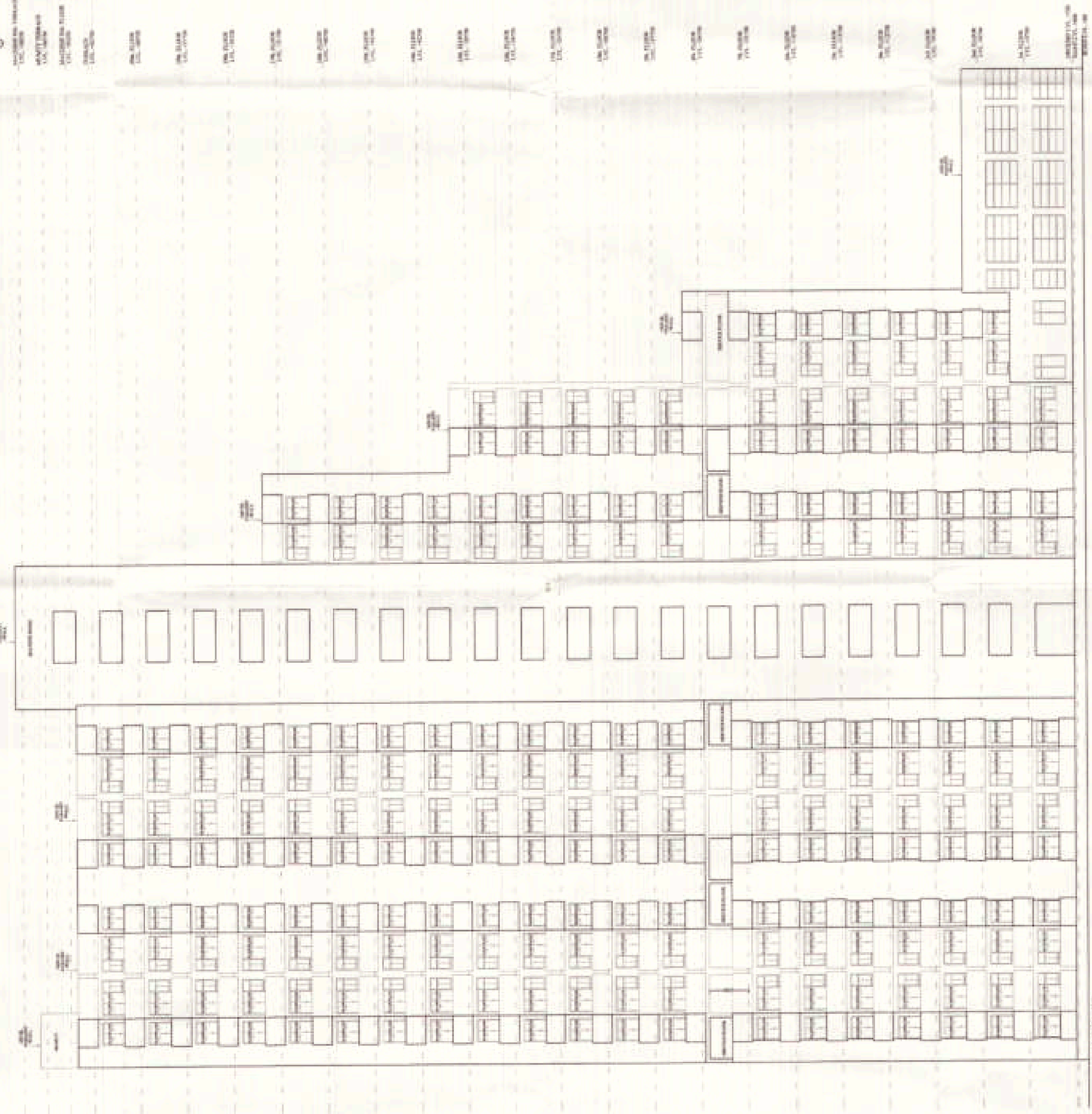


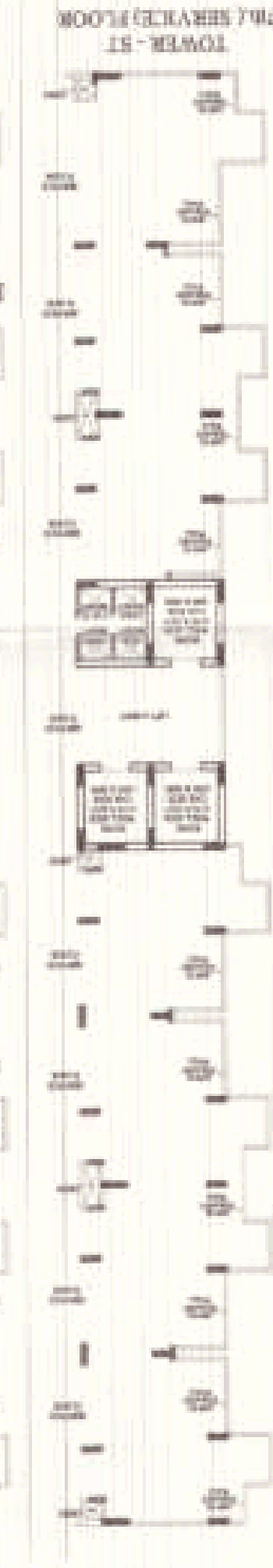



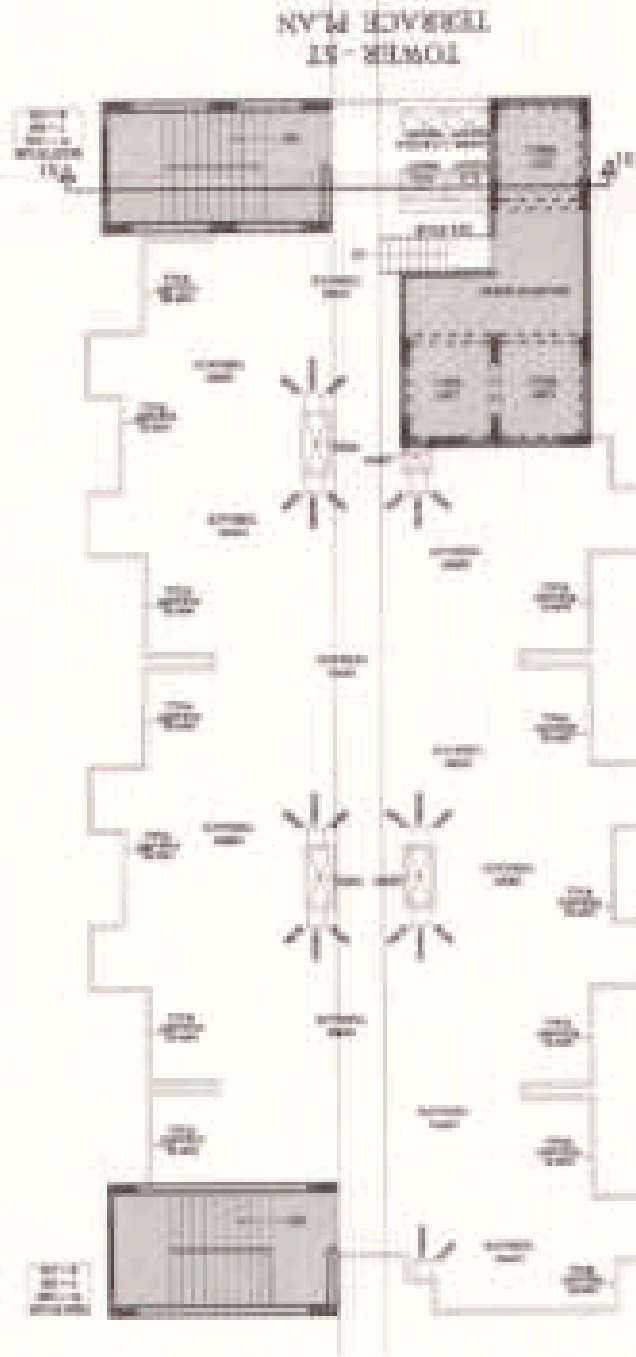
25 % BALCONY F.A.R. AREA = TOTAL BALCONY AREA / 4
= 1.641 / 4 = 0.410 SQ.M

PROJECT
PROPOSED I.T. PARK
AT PLOT No. - 17 SECTOR K.P. - V
GREATER NOIDA

BUILDERS & PROMOTER
M/S S.K.V. INFOTECH PVT. LD.
M - 48 GREATER KAILASH PART - II
NEW DELHI - 110048

Space Designers International
Space Designers
17/100, VARANASI, GHAZIABAD
U.P. INDIA





14/11/2011
14/11/2011
14/11/2011

11-2-11
11-2-11
11-2-11

11-2-11

PROJECT - PROPOSED I.T. PARK
AT PLOT No. - 17 SECTOR K.P. - V
GREATER NOIDA

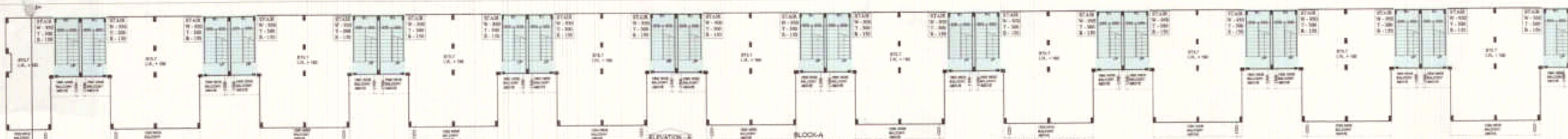
BUILDERS & PROMOTER -
M/S S.K.V. INFOTECH Pvt. Ltd.
NEW DELHI - 110048

DRAWING TITLE - TOWER - ST
ELEVATION-ST

Space Designers International
Architects Pvt. Ltd.
3/106, VASTUWARRA, GHAZIABAD
ARCHITECTS & PLANNERS
Gurgaon, Haryana, India
www.space-designers.com

For SKV Infotech Private Limited
Authorized Signatory

ARCHITECT'S SIGNATURE
PRC NO - 46

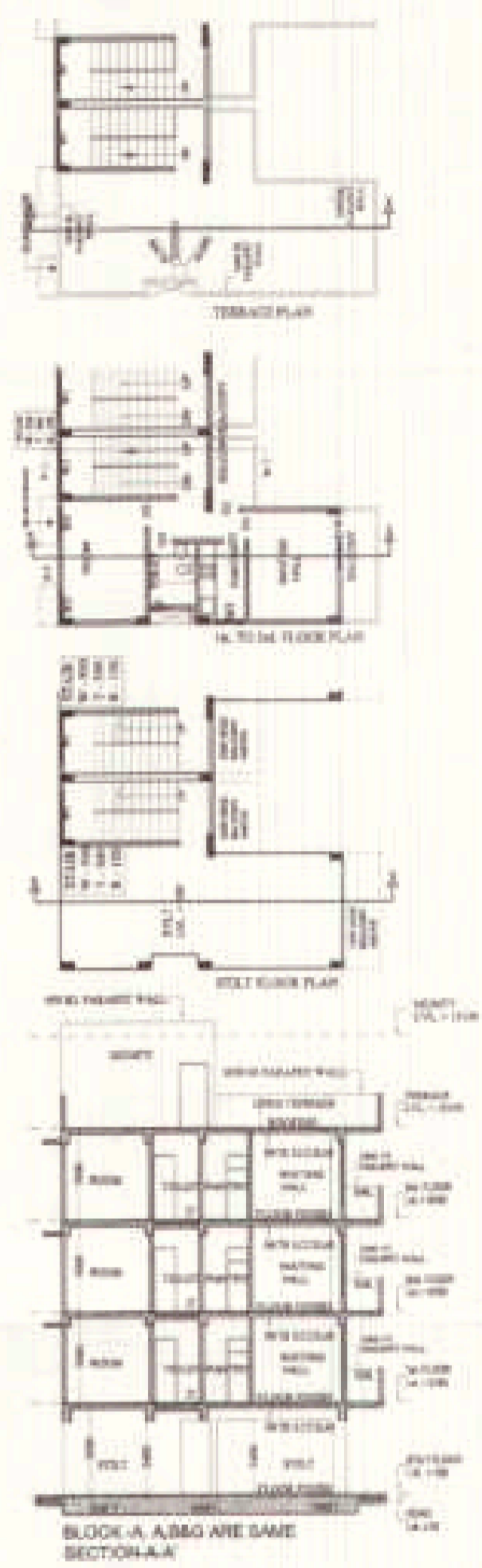
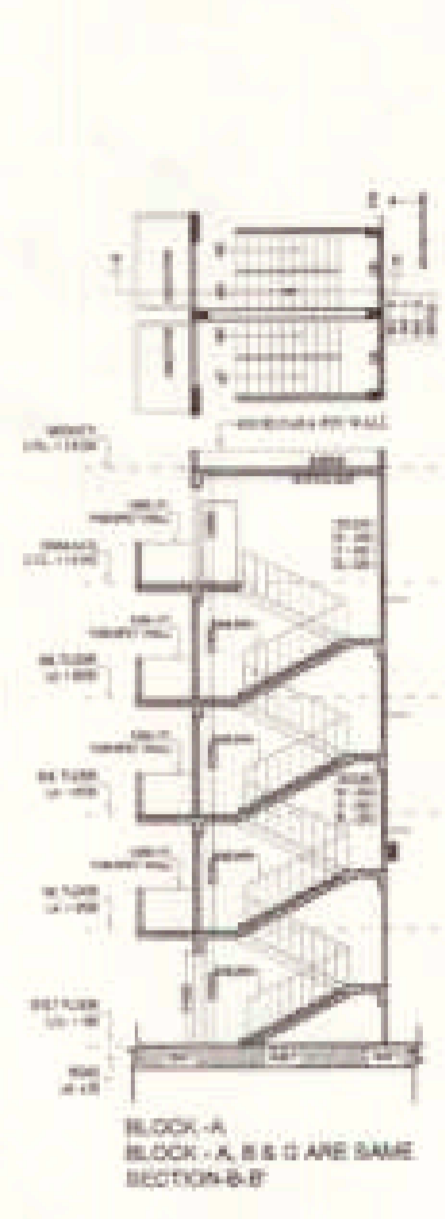
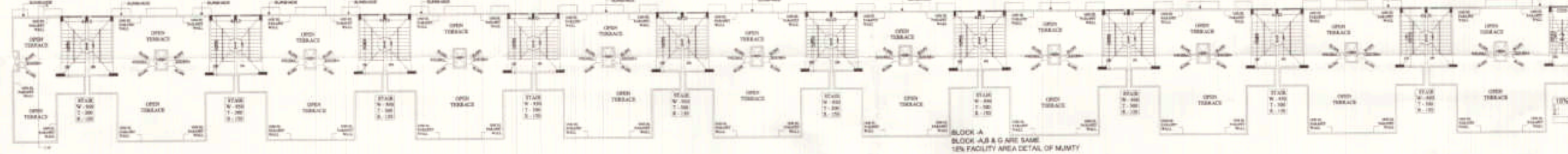
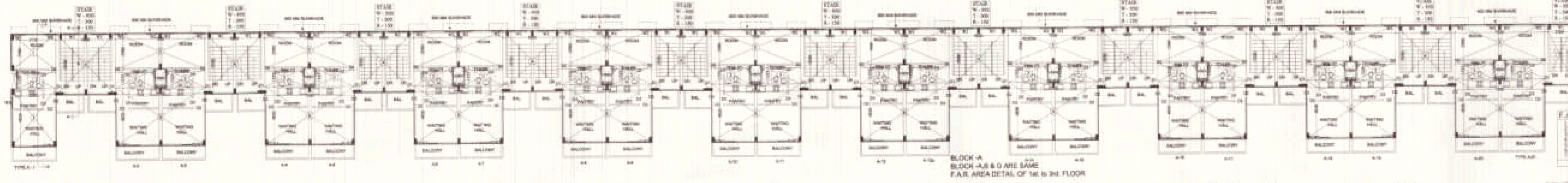
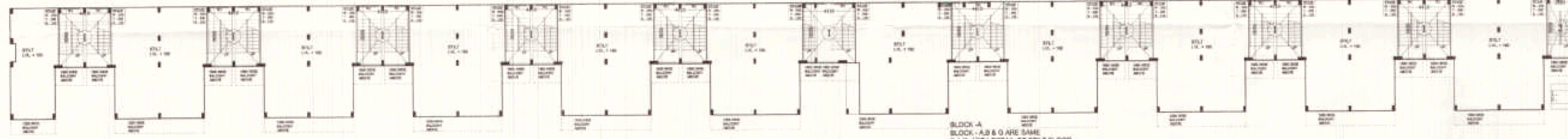
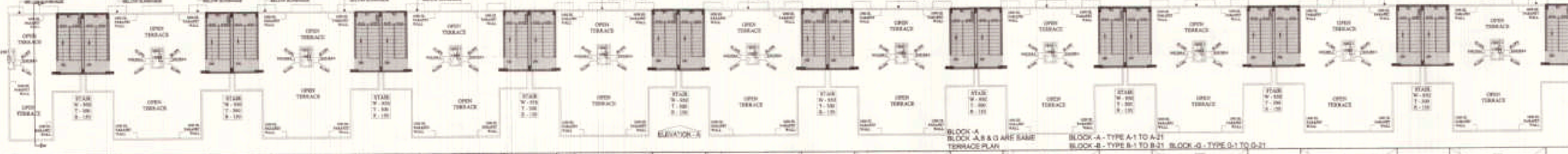
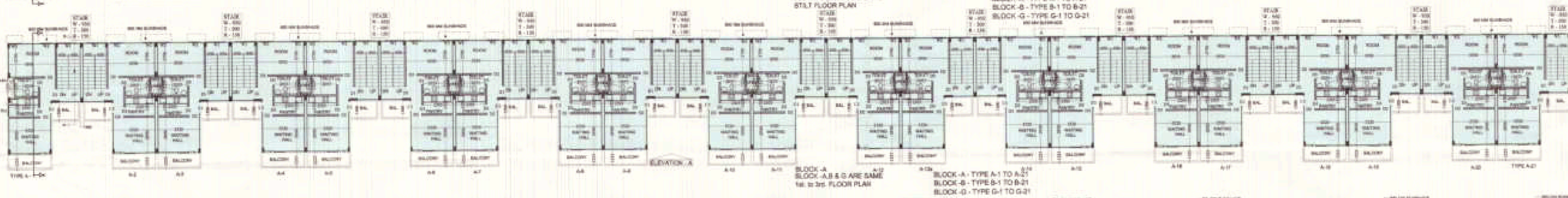


DOOR WINDOW SCHEDULE

NO.	DOOR	WINDOW	AREA	PERIMETER
1
2
3
4
5
6
7
8
9
10
11
12
13
14
15
16
17
18
19
20
21
22
23
24
25
26
27
28
29
30
31
32
33
34
35
36
37
38
39
40
41
42
43
44
45
46
47
48
49
50
51
52
53
54
55
56
57
58
59
60
61
62
63
64
65
66
67
68
69
70
71
72
73
74
75
76
77
78
79
80
81
82
83
84
85
86
87
88
89
90
91
92
93
94
95
96
97
98
99
100

NOTE

1. ALL ROOMS TO BE FINISHED WITH CARPET.
2. ALL ROOMS TO BE FINISHED WITH WALL PUTTY & PAINT.
3. ALL ROOMS TO BE FINISHED WITH POLISHED FLOOR.
4. ALL ROOMS TO BE FINISHED WITH GLASS DOORS & WINDOWS.
5. ALL ROOMS TO BE FINISHED WITH GLASS PARTITION WALLS.
6. ALL ROOMS TO BE FINISHED WITH GLASS STAIR CASE AREA.
7. ALL ROOMS TO BE FINISHED WITH GLASS STAIR CASE AREA.
8. ALL ROOMS TO BE FINISHED WITH GLASS STAIR CASE AREA.
9. ALL ROOMS TO BE FINISHED WITH GLASS STAIR CASE AREA.
10. ALL ROOMS TO BE FINISHED WITH GLASS STAIR CASE AREA.
11. ALL ROOMS TO BE FINISHED WITH GLASS STAIR CASE AREA.
12. ALL ROOMS TO BE FINISHED WITH GLASS STAIR CASE AREA.
13. ALL ROOMS TO BE FINISHED WITH GLASS STAIR CASE AREA.
14. ALL ROOMS TO BE FINISHED WITH GLASS STAIR CASE AREA.
15. ALL ROOMS TO BE FINISHED WITH GLASS STAIR CASE AREA.
16. ALL ROOMS TO BE FINISHED WITH GLASS STAIR CASE AREA.
17. ALL ROOMS TO BE FINISHED WITH GLASS STAIR CASE AREA.
18. ALL ROOMS TO BE FINISHED WITH GLASS STAIR CASE AREA.
19. ALL ROOMS TO BE FINISHED WITH GLASS STAIR CASE AREA.
20. ALL ROOMS TO BE FINISHED WITH GLASS STAIR CASE AREA.
21. ALL ROOMS TO BE FINISHED WITH GLASS STAIR CASE AREA.
22. ALL ROOMS TO BE FINISHED WITH GLASS STAIR CASE AREA.
23. ALL ROOMS TO BE FINISHED WITH GLASS STAIR CASE AREA.
24. ALL ROOMS TO BE FINISHED WITH GLASS STAIR CASE AREA.
25. ALL ROOMS TO BE FINISHED WITH GLASS STAIR CASE AREA.
26. ALL ROOMS TO BE FINISHED WITH GLASS STAIR CASE AREA.
27. ALL ROOMS TO BE FINISHED WITH GLASS STAIR CASE AREA.
28. ALL ROOMS TO BE FINISHED WITH GLASS STAIR CASE AREA.
29. ALL ROOMS TO BE FINISHED WITH GLASS STAIR CASE AREA.
30. ALL ROOMS TO BE FINISHED WITH GLASS STAIR CASE AREA.
31. ALL ROOMS TO BE FINISHED WITH GLASS STAIR CASE AREA.
32. ALL ROOMS TO BE FINISHED WITH GLASS STAIR CASE AREA.
33. ALL ROOMS TO BE FINISHED WITH GLASS STAIR CASE AREA.
34. ALL ROOMS TO BE FINISHED WITH GLASS STAIR CASE AREA.
35. ALL ROOMS TO BE FINISHED WITH GLASS STAIR CASE AREA.
36. ALL ROOMS TO BE FINISHED WITH GLASS STAIR CASE AREA.
37. ALL ROOMS TO BE FINISHED WITH GLASS STAIR CASE AREA.
38. ALL ROOMS TO BE FINISHED WITH GLASS STAIR CASE AREA.
39. ALL ROOMS TO BE FINISHED WITH GLASS STAIR CASE AREA.
40. ALL ROOMS TO BE FINISHED WITH GLASS STAIR CASE AREA.
41. ALL ROOMS TO BE FINISHED WITH GLASS STAIR CASE AREA.
42. ALL ROOMS TO BE FINISHED WITH GLASS STAIR CASE AREA.
43. ALL ROOMS TO BE FINISHED WITH GLASS STAIR CASE AREA.
44. ALL ROOMS TO BE FINISHED WITH GLASS STAIR CASE AREA.
45. ALL ROOMS TO BE FINISHED WITH GLASS STAIR CASE AREA.
46. ALL ROOMS TO BE FINISHED WITH GLASS STAIR CASE AREA.
47. ALL ROOMS TO BE FINISHED WITH GLASS STAIR CASE AREA.
48. ALL ROOMS TO BE FINISHED WITH GLASS STAIR CASE AREA.
49. ALL ROOMS TO BE FINISHED WITH GLASS STAIR CASE AREA.
50. ALL ROOMS TO BE FINISHED WITH GLASS STAIR CASE AREA.
51. ALL ROOMS TO BE FINISHED WITH GLASS STAIR CASE AREA.
52. ALL ROOMS TO BE FINISHED WITH GLASS STAIR CASE AREA.
53. ALL ROOMS TO BE FINISHED WITH GLASS STAIR CASE AREA.
54. ALL ROOMS TO BE FINISHED WITH GLASS STAIR CASE AREA.
55. ALL ROOMS TO BE FINISHED WITH GLASS STAIR CASE AREA.
56. ALL ROOMS TO BE FINISHED WITH GLASS STAIR CASE AREA.
57. ALL ROOMS TO BE FINISHED WITH GLASS STAIR CASE AREA.
58. ALL ROOMS TO BE FINISHED WITH GLASS STAIR CASE AREA.
59. ALL ROOMS TO BE FINISHED WITH GLASS STAIR CASE AREA.
60. ALL ROOMS TO BE FINISHED WITH GLASS STAIR CASE AREA.
61. ALL ROOMS TO BE FINISHED WITH GLASS STAIR CASE AREA.
62. ALL ROOMS TO BE FINISHED WITH GLASS STAIR CASE AREA.
63. ALL ROOMS TO BE FINISHED WITH GLASS STAIR CASE AREA.
64. ALL ROOMS TO BE FINISHED WITH GLASS STAIR CASE AREA.
65. ALL ROOMS TO BE FINISHED WITH GLASS STAIR CASE AREA.
66. ALL ROOMS TO BE FINISHED WITH GLASS STAIR CASE AREA.
67. ALL ROOMS TO BE FINISHED WITH GLASS STAIR CASE AREA.
68. ALL ROOMS TO BE FINISHED WITH GLASS STAIR CASE AREA.
69. ALL ROOMS TO BE FINISHED WITH GLASS STAIR CASE AREA.
70. ALL ROOMS TO BE FINISHED WITH GLASS STAIR CASE AREA.
71. ALL ROOMS TO BE FINISHED WITH GLASS STAIR CASE AREA.
72. ALL ROOMS TO BE FINISHED WITH GLASS STAIR CASE AREA.
73. ALL ROOMS TO BE FINISHED WITH GLASS STAIR CASE AREA.
74. ALL ROOMS TO BE FINISHED WITH GLASS STAIR CASE AREA.
75. ALL ROOMS TO BE FINISHED WITH GLASS STAIR CASE AREA.
76. ALL ROOMS TO BE FINISHED WITH GLASS STAIR CASE AREA.
77. ALL ROOMS TO BE FINISHED WITH GLASS STAIR CASE AREA.
78. ALL ROOMS TO BE FINISHED WITH GLASS STAIR CASE AREA.
79. ALL ROOMS TO BE FINISHED WITH GLASS STAIR CASE AREA.
80. ALL ROOMS TO BE FINISHED WITH GLASS STAIR CASE AREA.
81. ALL ROOMS TO BE FINISHED WITH GLASS STAIR CASE AREA.
82. ALL ROOMS TO BE FINISHED WITH GLASS STAIR CASE AREA.
83. ALL ROOMS TO BE FINISHED WITH GLASS STAIR CASE AREA.
84. ALL ROOMS TO BE FINISHED WITH GLASS STAIR CASE AREA.
85. ALL ROOMS TO BE FINISHED WITH GLASS STAIR CASE AREA.
86. ALL ROOMS TO BE FINISHED WITH GLASS STAIR CASE AREA.
87. ALL ROOMS TO BE FINISHED WITH GLASS STAIR CASE AREA.
88. ALL ROOMS TO BE FINISHED WITH GLASS STAIR CASE AREA.
89. ALL ROOMS TO BE FINISHED WITH GLASS STAIR CASE AREA.
90. ALL ROOMS TO BE FINISHED WITH GLASS STAIR CASE AREA.
91. ALL ROOMS TO BE FINISHED WITH GLASS STAIR CASE AREA.
92. ALL ROOMS TO BE FINISHED WITH GLASS STAIR CASE AREA.
93. ALL ROOMS TO BE FINISHED WITH GLASS STAIR CASE AREA.
94. ALL ROOMS TO BE FINISHED WITH GLASS STAIR CASE AREA.
95. ALL ROOMS TO BE FINISHED WITH GLASS STAIR CASE AREA.
96. ALL ROOMS TO BE FINISHED WITH GLASS STAIR CASE AREA.
97. ALL ROOMS TO BE FINISHED WITH GLASS STAIR CASE AREA.
98. ALL ROOMS TO BE FINISHED WITH GLASS STAIR CASE AREA.
99. ALL ROOMS TO BE FINISHED WITH GLASS STAIR CASE AREA.
100. ALL ROOMS TO BE FINISHED WITH GLASS STAIR CASE AREA.



NOTE

- 1. ANY HANGING ROOM, TOILET, KITCHEN NOT NATURALLY VENTILATED ARE MECHANICALLY VENTILATED.
- 2. FIRE ESCAPE STAIR CASE IS PROVIDED TYPE 'A' PER M.C.C.

LEGEND

LT, F.A.R.

DATE: 19/08/2017
UP TO 5 year

PROPOSED I.T. PARK
AT PLOT No. - 17 SECTOR K.P. - V
GREATER NOIDA

OWNER:-
MS S.K.V. INFOTECH PVT. Ltd.
M-AB GREATER KAILASH PART-II
NEW DELHI-110049

DRAWING TITLE:-
BLOCK-A & G ARE SAME
1st to 2nd FLOOR PLAN
F.A.R. AREA DETAIL OF STILT FLOOR
F.A.R. AREA DETAIL OF 1st & 2nd FLOOR
F.A.R. AREA DETAIL OF MUMTY
SECTION-A-A, B-B & ELEVATION A

Space Designers
Architects Pte. Ltd.
110049, NEW DELHI, INDIA

For SKV Infotech Private Limited

