Project Title :PROPOSED GROUP HOUSING GH-8 PHASE-3 (EDEN) AT WAVE CITY SEC-5 GHAZIABAD (U.P)

File No: GDA/BP/23-24/1411 | Sheet: 15 / 22
Submission Date: | Scale: 1:100

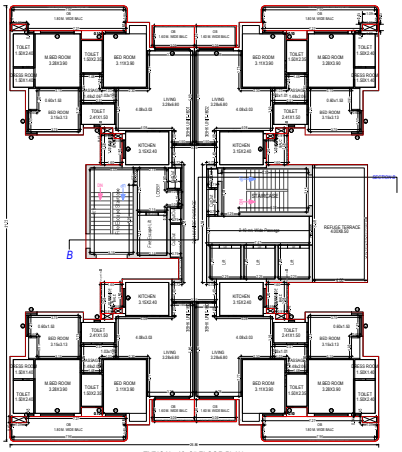

TYPICAL -16, 25 FLOOR PLAN
(Proposed)
(SCALE 1:100)

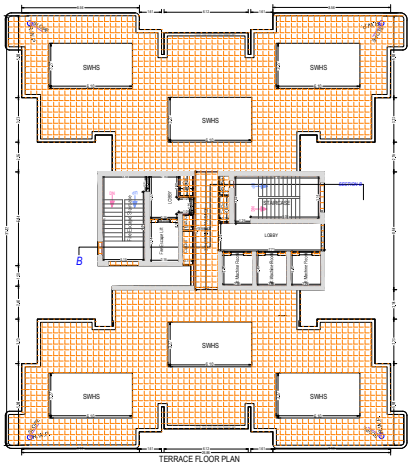

TERRACE FLOOR PLAN
(SCALE 1:100)

UnitBUA Table for Building :TOWER-4 (TOWER-4)

Floor	Name	Unit Area Type	Deductions (Area in Sq.mt.)							Carpet Area	No. of Unit
			Balcony	Door	Window	Ventilation	Shaft	Void	Total		
GROUND FLOOR PLAN	3BHK UNIT-001	3 BHK LUXURY	12.6-22	1.8-3.0	1.8-3.0	22.16	0.12	2.17	7.66	63.23	1
	3BHK UNIT-002	3 BHK LUXURY	12.6-22	1.8-3.0	1.8-3.0	22.16	0.12	2.66	8.17	60.66	
	3BHK UNIT-003	3 BHK LUXURY	12.6-22	1.8-3.0	1.8-3.0	22.16	0.12	2.17	8.17	60.91	
	Total		37.8-66	5.4-9.0	5.4-9.0	66.48	0.36	6.50	23.48	184.80	3
	Total Floor 1		37.8-66	5.4-9.0	5.4-9.0	66.48	0.36	6.50	23.48	184.80	3
TYPICAL - 1, 3, 8, 11, 17, 19, 24, 26, 27 FLOOR PLAN	3BHK UNIT-001	3 BHK LUXURY	12.6-22	1.8-3.0	1.8-3.0	22.16	0.12	2.17	7.66	62.66	9
	3BHK UNIT-002	3 BHK LUXURY	12.6-22	1.8-3.0	1.8-3.0	22.16	0.12	2.66	8.17	60.66	
	3BHK UNIT-003	3 BHK LUXURY	12.6-22	1.8-3.0	1.8-3.0	22.16	0.12	2.17	8.17	60.91	
	Total		339.12-594	16.2-27.0	16.2-27.0	199.44	1.08	19.53	70.53	555.93	27
	Total Floor 2 to 7		339.12-594	16.2-27.0	16.2-27.0	199.44	1.08	19.53	70.53	555.93	27
TYPICAL - 4 , 7 , 12 , 15 , 20 , 23 , 28 , 31 FLOOR PLAN	3BHK UNIT-001	3 BHK LUXURY	12.6-22	1.8-3.0	1.8-3.0	22.16	0.12	2.17	7.66	62.66	8
	3BHK UNIT-002	3 BHK LUXURY	12.6-22	1.8-3.0	1.8-3.0	22.16	0.12	2.66	8.17	60.66	
	3BHK UNIT-003	3 BHK LUXURY	12.6-22	1.8-3.0	1.8-3.0	22.16	0.12	2.17	8.17	60.91	
	Total		302.4-528	14.4-24.0	14.4-24.0	177.28	0.96	17.36	62.36	493.28	24
	Total Floor 4 to 31		302.4-528	14.4-24.0	14.4-24.0	177.28	0.96	17.36	62.36	493.28	24
TYPICAL - 16, 25 FLOOR PLAN	3BHK UNIT-001	3 BHK LUXURY	12.6-22	1.8-3.0	1.8-3.0	22.16	0.12	2.17	7.66	62.66	8
	3BHK UNIT-002	3 BHK LUXURY	12.6-22	1.8-3.0	1.8-3.0	22.16	0.12	2.66	8.17	60.66	
	3BHK UNIT-003	3 BHK LUXURY	12.6-22	1.8-3.0	1.8-3.0	22.16	0.12	2.17	8.17	60.91	
	Total		302.4-528	14.4-24.0	14.4-24.0	177.28	0.96	17.36	62.36	493.28	24
	Total Floor 16 to 25		302.4-528	14.4-24.0	14.4-24.0	177.28	0.96	17.36	62.36	493.28	24
Total			3022.32-5280	143.8-239.0	143.8-239.0	1772.80	9.60	173.60	623.60	4932.80	240

Building :TOWER-4 (TOWER-4)

Floor Name	Gross Building Area	Deductions From Gross(Mt)Area in Sq.mts							Net Building Area (Sq.mt.)	Deductions (Area in Sq.mt.)								Proposed FAR Area (Sq.mt.)		Add Area in FAR (Sq.mt.)		FAR Area (Sq.mt.)	No. of Unit
	Area	Void								Mumty	Lift	Lift Machine	Lift Lobby	Balcony	Double Height Area	Covered Area	Rec.	Saleable	Rec.	Saleable	Rec.		
Ground Floor	1024.62				6.20	10.04			1008.38	0.00	0.00	8.04	40.04	38.81	0.00	0.23		948.06	0.00	0.00	948.06	0.00	
First Floor	943.93				6.23	4.64-22			917.16	20.22	21.42	0.00	8.04	69.48	0.00	0.00		917.16	0.00	0.00	917.16	0.00	24
Typical Floor	943.93				6.23	4.64-22			917.16	20.22	21.42	0.00	8.04	69.48	0.00	0.00		917.16	0.00	0.00	917.16	0.00	24
Typical Floor	943.93				6.23	4.64-22			917.16	20.22	21.42	0.00	8.04	69.48	0.00	0.00		917.16	0.00	0.00	917.16	0.00	24
Typical Floor	943.93				6.23	4.64-22			917.16	20.22	21.42	0.00	8.04	70.37	0.00	0.00		920.26	0.00	0.00	920.26	0.00	24
Typical Floor	943.93				6.23	4.64-22			917.16	20.22	21.42	0.00	8.04	70.37	0.00	0.00		920.26	0.00	0.00	920.26	0.00	24
Typical Floor	943.93				6.23	4.64-22			917.16	20.22	21.42	0.00	8.04	70.37	0.00	0.00		920.26	0.00	0.00	920.26	0.00	24
Typical Floor	943.93				6.23	4.64-22			917.16	20.22	21.42	0.00	8.04	70.37	0.00	0.00		920.26	0.00	0.00	920.26	0.00	24
Typical Floor	943.93				6.23	4.64-22			917.16	20.22	21.42	0.00	8.04	70.37	0.00	0.00		920.26	0.00	0.00	920.26	0.00	24
Typical Floor	943.93				6.23	4.64-22			917.16	20.22	21.42	0.00	8.04	70.37	0.00	0.00		920.26	0.00	0.00	920.26	0.00	24
Typical Floor	943.93				6.23	4.64-22			917.16	20.22	21.42	0.00	8.04	70.37	0.00	0.00		920.26	0.00	0.00	920.26	0.00	24
Typical Floor	943.93				6.23	4.64-22			917.16	20.22	21.42	0.00	8.04	70.37	0.00	0.00		920.26	0.00	0.00	920.26	0.00	24
Typical Floor	943.93				6.23	4.64-22			917.16	20.22	21.42	0.00	8.04	70.37	0.00	0.00		920.26	0.00	0.00	920.26	0.00	24
Typical Floor	943.93				6.23	4.64-22			917.16	20.22	21.42	0.00	8.04	70.37	0.00	0.00		920.26	0.00	0.00	920.26	0.00	24
Typical Floor	943.93				6.23	4.64-22			917.16	20.22	21.42	0.00	8.04	70.37	0.00	0.00		920.26	0.00	0.00	920.26	0.00	24
Typical Floor	943.93				6.23	4.64-22			917.16	20.22	21.42	0.00	8.04	70.37	0.00	0.00		920.26	0.00	0.00	920.26	0.00	24
Typical Floor	943.93				6.23	4.64-22			917.16	20.22	21.42	0.00	8.04	70.37	0.00	0.00		920.26	0.00	0.00	920.26	0.00	24
Typical Floor	943.93				6.23	4.64-22			917.16	20.22	21.42	0.00	8.04	70.37	0.00	0.00		920.26	0.00	0.00	920.26	0.00	24
Typical Floor	943.93				6.23	4.64-22			917.16	20.22	21.42	0.00	8.04	70.37	0.00	0.00		920.26	0.00	0.00	920.26	0.00	24
Typical Floor	943.93				6.23	4.64-22			917.16	20.22	21.42	0.00	8.04	70.37	0.00	0.00		920.26	0.00	0.00	920.26	0.00	24
Typical Floor	943.93				6.23	4.64-22			917.16	20.22	21.42	0.00	8.04	70.37	0.00	0.00		920.26	0.00	0.00	920.26	0.00	24
Typical Floor	943.93				6.23	4.64-22			917.16	20.22	21.42	0.00	8.04	70.37	0.00	0.00		920.26	0.00	0.00	920.26	0.00	24
Typical Floor	943.93				6.23	4.64-22			917.16	20.22	21.42	0.00	8.04	70.37	0.00	0.00		920.26	0.00	0.00	920.26	0.00	24
Typical Floor	943.93				6.23	4.64-22			917.16	20.22	21.42	0.00	8.04	70.37	0.00	0.00		920.26	0.00	0.00	920.26	0.00	24
Typical Floor	943.93				6.23	4.64-22			917.16	20.22	21.42	0.00	8.04	70.37	0.00	0.00		920.26	0.00	0.00	920.26	0.00	24
Typical Floor	943.93				6.23	4.64-22			917.16	20.22	21.42	0.00	8.04	70.37	0.00	0.00		920.26	0.00	0.00	920.26	0.00	24
Typical Floor	943.93				6.23	4.64-22			917.16	20.22	21.42	0.00	8.04	70.37	0.00	0.00		920.26	0.00	0.00	920.26	0.00	24
Typical Floor	943.93				6.23	4.64-22			917.16	20.22	21.42	0.00	8.04	70.37	0.00	0.00		920.26	0.00	0.00	920.26	0.00	24
Typical Floor	943.93				6.23	4.64-22			917.16	20.22	21.42	0.00	8.04	70.37	0.00	0.00		920.26	0.00	0.00	920.26	0.00	24
Typical Floor	943.93				6.23	4.64-22			917.16	20.22	21.42	0.00	8.04	70.37	0.00	0.00		920.26	0.00	0.00	920.26	0.00	24
Typical Floor	943.93				6.23	4.64-22			917.16	20.22	21.42	0.00	8.04	70.37	0.00	0.00		920.26	0.00	0.00	920.26	0.00	24
Typical Floor	943.93				6.23	4.64-22			917.16	20.22	21.42	0.00	8.04	70.37	0.00	0.00		920.26	0.00	0.00	920.26	0.00	24
Typical Floor	943.93				6.23	4.64-22			917.16	20.22	21.42	0.00	8.04	70.37	0.00	0.00		920.26	0.00	0.00	920.26	0.00	24
Typical Floor	943.93				6.23	4.64-22			917.16	20.22	21.42	0.00	8.04	70.37	0.00	0.00		920.26	0.00	0.00	920.26	0.00	24
Typical Floor	943.93				6.23	4.64-22			917.16	20.22	21.42	0.00	8.04	70.37	0.00	0.00		920.26	0.00	0.00	920.26	0.00	24
Typical Floor	943.93				6.23	4.64-22			917.16	20.22	21.42	0.00	8.04	70.37	0.00	0.00		920.26	0.00	0.00	920.26	0.00	24
Typical Floor	943.93				6.23	4.64-22			917.16	20.22	21.42	0.00	8.04	70.37	0.00	0.00		920.26	0.00	0.00	920.26	0.00	24
Typical Floor	943.93				6.23	4.64-22			917.16	20.22	21.42	0.00	8.04	70.37	0.00	0.00		920.26	0.00	0.00	920.26	0.00	24
Typical Floor	943.93				6.23	4.64-22			917.16	20.22	21.42	0.00	8.04	70.37	0.00	0.00		920.26	0.00	0.00	920.26	0.00	24
Typical Floor	943.93				6.23	4.64-22			917.16	20.22	21.42	0.00	8.04	70.37	0.00	0.00		920.26	0.00	0.00	920.26	0.00	24
Typical Floor	943.93				6.23	4.64-22			917.16	20.22	21.42	0.00	8.04	70.37	0.00	0.00		920.26	0.00	0.00	920.26	0.00	24
Typical Floor	943.93				6.23	4.64-22			917.16	20.22	21.42	0.00	8.04	70.37	0.00	0.00		920.26	0.00	0.00	920.26	0.00	24
Typical Floor	943.93				6.23	4.64-22			917.16	20.22	21.42	0.00	8.04	70.37	0.00	0.00		920.26	0.00	0.00	920.26	0.00	24
Typical Floor	943.93				6.23	4.64-22			917.16	20.22	21.42	0.00	8.04	70.37	0.00	0.00		920.26	0.00	0.00	920.26	0.00	24
Typical Floor	943.93				6.23	4.64-22			917.16	20.22	21.42	0.00	8.04	70.37	0.00	0.00		920.26	0.00	0.00	920.26	0.00	24
Typical Floor	943.93				6.23	4.64-22			917.16	20.22	21.42	0.00	8.04	70.37	0.00	0.00		920.26	0.00	0.00	920.26	0.00	24
Typical Floor	943.93				6.23	4.64-22			917.16	20.22	21.42	0.00	8.04	70.37	0.00	0.00		920.26	0.00	0.00	920.26	0.00	24
Typical Floor	943.93				6.23	4.64-22			917.16	20.22	21.42	0.00	8.04	70.37	0.00	0.00		920.26	0.00	0.00	920.26	0.00	24
Typical Floor	943.93				6.23	4.64-22			917.16	20.22	21.42	0.00	8.04	70.37	0.00	0.00		920.26	0.00	0.00	920.26	0.00	24
Typical Floor	943.93				6.23	4.64-22			917.16	20.22	21.42	0.00	8.04	70.37	0.00	0.00		920.26	0.00	0.00	920.26	0.00	24
Typical Floor	943.93				6.23	4.64-22			917.16	20.22	21.42	0.00	8.04	70.37	0.00	0.00		920.26	0.00	0.00	920.26	0.00	24
Typical Floor	943.93				6.23	4.64-22			917.16	20.22	21.42	0.00	8.04	70.37	0.00	0.00		920.26	0.00	0.00	920.26	0.00	24
Typical Floor	943.93				6.23	4.64-22			917.16	20.22	21.42	0.00	8.04	70.37	0.00	0.00		920.26	0.00	0.00	920.26	0.00	24
Typical Floor	943.93				6.23	4.64-22			917.16	20.22	21.42	0.00	8.04	70.37	0.00	0.00		920.26	0.00	0.00	920.26	0.00	24
Total	27222.16				180.47	130.64-638			26411.05	583.92	617.52	8.04	232.04	2000.37	0.00	6.73		26577.29	0.00	0.00	26577.29	0.00	720
Total Number of Same Buildings: 1																							
Grand Total	27222.16				180.47	130.64-638			26411.05	583.92	617.52	8.04	232.04	2000.37	0.00	6.73		26577.29	0.00	0.00	26577.29	0.00	720

Staircase Checks (Table 8a-1)

Floor Name	Stair Case Name	Tread Width	Riser Height	Tread Nos.	Rising Ht.
GROUND FLOOR PLAN	STAIRCASE	0.30	0.150	6.00	1.00
	Fire Escape Staircase	1.50	0.200	0.150	1.00
TYPICAL - 1 , 3 , 8 , 11 , 17 , 19 , 24 , 26 , 27 FLOOR PLAN	STAIRCASE	0.30	0.150	6.00	1.00
	Fire Escape Staircase	1.50	0.200	0.150	1.00
TYPICAL - 4 , 7 , 12 , 15 , 20 , 23 , 28 , 31 FLOOR PLAN	STAIRCASE	0.30	0.150	6.00	1.00
	Fire Escape Staircase	1.50	0.200	0.150	1.00
TYPICAL - 16 , 25 FLOOR PLAN	STAIRCASE	0.30	0.150	6.00	1.00
	Fire Escape Staircase	1.50	0.200	0.150	1.00
TERRACE FLOOR PLAN	STAIRCASE	0.30	0.150	6.00	1.00
	Fire Escape Staircase	1.50	0.200	0.600	1.00

SCHEDULE OF DOOR

BUILDING NAME	NAME	LENGTH	HEIGHT	NOS
TOWER-4 (TOWER-4)	D40	0.90	2.10	512
TOWER-4 (TOWER-4)	D04	0.90	2.10	128
TOWER-4 (TOWER-4)	LIG	0.90	2.10	96
TOWER-4 (TOWER-4)	D03	0.90	2.10	384
TOWER-4 (TOWER-4)	D01	1.00	2.10	128
TOWER-4 (TOWER-4)	FIRE DOOR	1.25	2.10	31
TOWER-4 (TOWER-4)	FIRE DOOR	2.10	2.10	62

Balcony Calculations Table

FLOOR	SIZE	AREA	TOTAL AREA
GROUND FLOOR PLAN	1.80 X 3.05 X 2.0 X 1	10.98	10.98
	1.80 X 2.68 X 2.0 X 1	9.65	
	1.80 X 5.65 X 2.0 X 1	20.34	
TYPICAL - 1 , 3 , 8 , 11 , 17 , 19 , 24 , 26 , 27 FLOOR PLAN	1.80 X 3.05 X 4 X 10	219.60	1334.94
	1.80 X 2.68 X 4 X 10	192.96	
	1.80 X 5.65 X 2.0 X 10	203.40	
TYPICAL - 4 , 7 , 12 , 15 , 20 , 23 , 28 , 31 FLOOR PLAN	1.80 X 3.05 X 4 X 10	219.60	1437.00
	1.80 X 2.68 X 2.0 X 10	192.96	
	1.80 X 5.75 X 2.0 X 10	206.70	
TYPICAL - 16 , 25 FLOOR PLAN	1.80 X 3.05 X 4 X 2	43.92	193.98
	1.80 X 2.68 X 4 X 2	38.59	
	1.80 X 5.65 X 2.0 X 2	40.68	
Total			3175.92

SCHEDULE OF WINDOW/VENTILATION

BUILDING NAME	NAME	LENGTH	HEIGHT	NOS
TOWER-4 (TOWER-4)	W24	0.45	1.05	384
TOWER-4 (TOWER-4)	W30	0.84	1.35	124
TOWER-4 (TOWER-4)	W35	1.20	1.35	31
TOWER-4 (TOWER-4)	D40V	1.20	2.00	512
TOWER-4 (TOWER-4)	D02	1.50	2.00	128
TOWER-4 (TOWER-4)	W36	1.53	1.35	128
TOWER-4 (TOWER-4)	D40V	1.64	2.00	31
TOWER-4 (TOWER-4)	W	1.80	1.20	62
TOWER-4 (TOWER-4)	W31	2.00	1.20	93
TOWER-4 (TOWER-4)	W37	2.64	1.20	31
TOWER-4 (TOWER-4)	D30V	2.64	2.00	128
TOWER-4 (TOWER-4)	D03S	2.90	2.40	128
TOWER-4 (TOWER-4)	W33	2.96	1.20	31

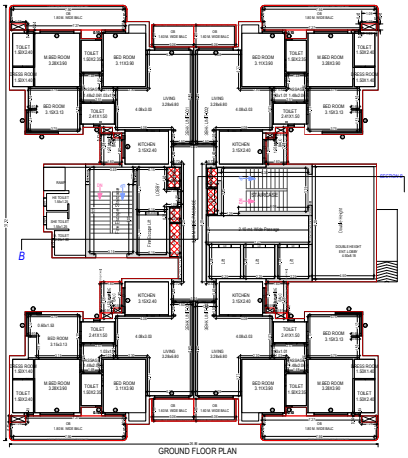

GROUND FLOOR PLAN
(Proposed)
(SCALE 1:100)

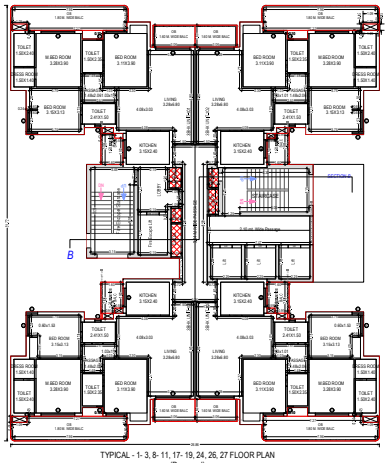

TYPICAL - 1- 3, 8- 11, 17- 19, 24, 26, 27 FLOOR PLAN
(Proposed)
(SCALE 1:100)

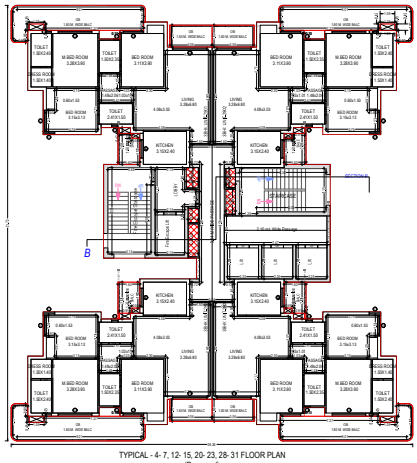

TYPICAL - 4- 7, 12- 15, 20- 23, 28- 31 FLOOR PLAN
(Proposed)
(SCALE 1:100)

TOWER-4

OWNER'S NAME AND SIGNATURE
Gopal Chadha Hi Tech Developers Pvt Ltd.
puneet.kumar@wavebrothers.com, 7838835758

ARCHITECT'S NAME AND SIGNATURE: Vinay Kumar Nanda, CA/2000/40122
STRUCTURE ENGINEER
Signature valid
Ghaziabad Development Authority
Signature valid

Building Plan Application Number: GDA/BP/23-24/1411
Sanctioned On: 26 Jun 2024
Valid Till: 26 Jun 2029
Approved By: Ajay Kumar Singh (Chief Architect and Town Planner)
Examined By:
Vijay Singh Chauhan (Junior engineer)
Pawan Gupta (Assistant Engineer)
Arvind Kumar (Town Planner/ Executive engineer)
Pawan Gupta (Assistant Engineer)
Arvind Kumar (Town Planner/ Executive engineer)
Ajay Kumar Singh (Chief Architect and Town Planner)

Note: - 1) This drawing is prepared as per the current prevailing Building Bye Laws.
2) If Map sanctioned is used for purpose anything other than stated in application will lead to rejection of Map.

Total Plot Area: -	151855.95	Total FAR Area: -	123806.91
Total Coverage Area: -	35519.02	Total BUA Area: -	206736.89

SKJ_AG_[B41.00_X_1169.00_MM]

The correctness and accuracy of Project information and drawing is a responsibility of Architect/Engineer. Accuracy of Industry Report is subject to accuracy of end-user provided data, 3rd party software/services/servers, etc. self-nitch engineers Ltd. is not liable for any damages which may arise from use, or inability to use the application. Best practice of labour and labour cost are user inputs, which are not verified and not governed by industry software.

Project Title :PROPOSED GROUP HOUSING GH-8 PHASE-3 (EDEN) AT WAVE CITY SEC-5 GHAZIABAD (U.P)

File No: GDA/BP/23-24/1411 | Sheet: 17 / 22
Submission Date: | Scale: 1:100

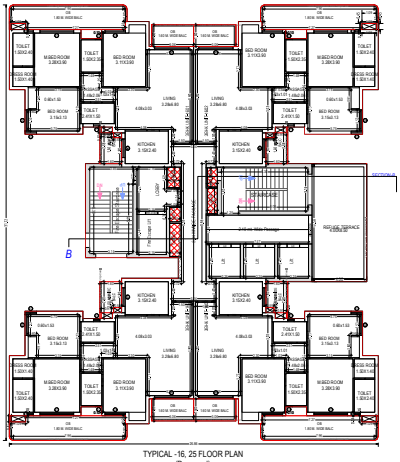

TYPICAL -16, 25 FLOOR PLAN
(Proposed)
(SCALE 1:100)

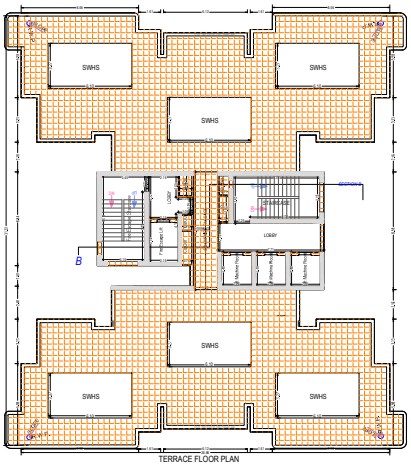

TERRACE FLOOR PLAN
(SCALE 1:100)

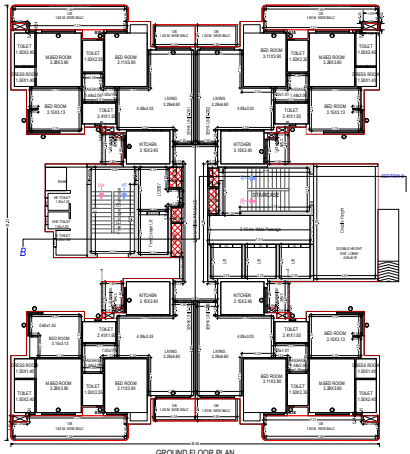

GROUND FLOOR PLAN
(Proposed)
(SCALE 1:100)

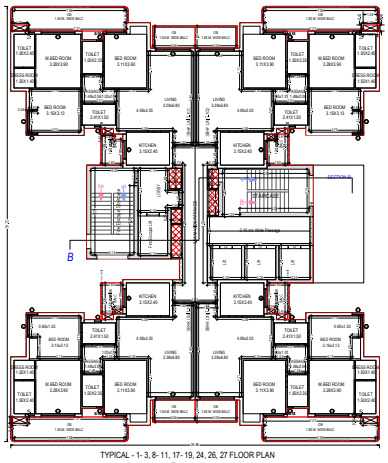

TYPICAL - 1- 3, 8- 11, 17- 19, 24, 26, 27 FLOOR PLAN
(Proposed)
(SCALE 1:100)

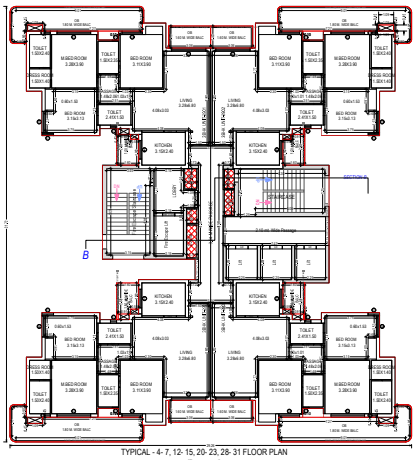

TYPICAL - 4- 7, 12- 15, 20- 23, 28- 31 FLOOR PLAN
(Proposed)
(SCALE 1:100)

TOWER-5

Note: - 1) This drawing is prepared as per the current prevailing Building Bye Laws.
2) If Map sanctioned is used for purpose anything other than stated in application will lead to rejection of Map.

Total Plot Area: -	151855.95	Total FAR Area: -	123806.91
Total Coverage Area: -	35519.02	Total BUA Area: -	206736.89

UnBUA Table for Building :TOWER-5 (TOWER-5)

Floor	Name	UnBUA Type	Net UnBUA Area	Gross UnBUA Area	UnBUA Area	Deductions (Area in Sq.m.) Balcony	Door	Window	Ventilation Shaft	Carpet Area	No. of Unit
GROUND FLOOR PLAN	SERVICE UNIT-SR3-1	DWELLING UNIT	109.43	126.03	126.03	23.76	0.12	2.17	7.65	92.33	08
	SERVICE UNIT-SR3-2	DWELLING UNIT	109.43	126.03	126.03	23.76	0.12	2.88	8.77	92.69	
	SERVICE UNIT-SR3-3	DWELLING UNIT	109.43	126.03	126.03	23.76	0.12	2.17	8.17	92.91	
	SERVICE UNIT-SR3-4	DWELLING UNIT	109.43	126.03	126.03	23.76	0.12	2.17	7.65	93.43	
		Total	436.72	504.12	504.12	95.04	0.48	9.39	32.24	371.33	08
		Total per Floor	436.72	504.12	504.12	95.04	0.48	9.39	32.24	371.33	08
TYPICAL - 1- 3, 8- 11, 17- 19, 24, 26, 27 FLOOR PLAN	SERVICE UNIT-SR3-1	DWELLING UNIT	109.43	126.03	126.03	23.76	0.12	2.70	7.65	92.90	08
	SERVICE UNIT-SR3-2	DWELLING UNIT	109.43	126.03	126.03	23.76	0.12	2.70	8.77	92.69	
	SERVICE UNIT-SR3-3	DWELLING UNIT	109.43	126.03	126.03	23.76	0.12	2.70	8.17	92.91	
	SERVICE UNIT-SR3-4	DWELLING UNIT	109.43	126.03	126.03	23.76	0.12	2.70	7.65	92.90	
		Total per Floor	437.72	504.12	504.12	95.04	0.48	10.80	32.24	371.41	08
		Total	3276.54	3276.54	3276.54	618.23	3.12	70.20	209.56	2414.64	56
TYPICAL - 4- 7, 12- 15, 20- 23, 28- 31 FLOOR PLAN	SERVICE UNIT-SR3-1	DWELLING UNIT	109.43	126.03	126.03	26.38	0.12	2.70	7.65	92.69	08
	SERVICE UNIT-SR3-2	DWELLING UNIT	109.43	126.03	126.03	26.38	0.12	2.70	8.77	92.69	
	SERVICE UNIT-SR3-3	DWELLING UNIT	109.43	126.03	126.03	26.38	0.12	2.70	7.65	92.69	
	SERVICE UNIT-SR3-4	DWELLING UNIT	109.43	126.03	126.03	26.38	0.12	2.70	7.65	92.69	
		Total	437.72	504.12	504.12	105.52	0.48	10.80	31.72	370.56	08
		Total per Floor	437.72	504.12	504.12	105.52	0.48	10.80	31.72	370.56	08
TYPICAL -16, 25 FLOOR PLAN	SERVICE UNIT-SR3-1	DWELLING UNIT	109.43	126.03	126.03	23.76	0.12	2.70	7.65	92.90	08
	SERVICE UNIT-SR3-2	DWELLING UNIT	109.43	126.03	126.03	23.76	0.12	2.70	8.77	92.69	
	SERVICE UNIT-SR3-3	DWELLING UNIT	109.43	126.03	126.03	23.76	0.12	2.70	8.17	92.91	
	SERVICE UNIT-SR3-4	DWELLING UNIT	109.43	126.03	126.03	23.76	0.12	2.70	7.65	92.90	
		Total	437.72	504.12	504.12	95.04	0.48	10.80	31.72	371.41	08
		Total per Floor	437.72	504.12	504.12	95.04	0.48	10.80	31.72	371.41	08
TOWER			5400.00	5940.00	5400.00	2189.12	10.08	247.80	990.00	7550.27	128

Building :TOWER-5 (TOWER-5)

Floor Name	Gross Area	Deductions Room Gross BUA(Area in Sq.m) Void	Net Built Up Area (Sq.m.)	Deductions (Area in Sq.m.) Mumty	Lift	Lift Machine	Lift Pit	Balcony	Double Height	Refuge Area	Proposed FAR Area (Sq.m.) Res.	Com	Passage	Total Built Up Area (Sq.m.)	No. of Dwl.
Terrace Floor	702.00	0.00	702.00	20.22	21.42	0.00	8.04	0.00	68.48	38.91	0.00	561.82	0.00	0.00	561.82	04
First Floor	643.00	0.00	643.00	20.22	21.42	0.00	8.04	69.48	0.00	0.00	0.00	517.76	0.00	0.00	517.76	08
Second Floor	643.00	0.00	643.00	20.22	21.42	0.00	8.04	69.48	0.00	0.00	0.00	517.76	0.00	0.00	517.76	08
Third Floor	643.00	0.00	643.00	20.22	21.42	0.00	8.04	69.48	0.00	0.00	0.00	517.76	0.00	0.00	517.76	08
Fourth Floor	643.00	0.00	643.00	20.22	21.42	0.00	8.04	69.48	0.00	0.00	0.00	517.76	0.00	0.00	517.76	08
Fifth Floor	643.00	0.00	643.00	20.22	21.42	0.00	8.04	79.07	0.00	0.00	0.00	503.26	0.00	0.00	503.26	08
Sixth Floor	643.00	0.00	643.00	20.22	21.42	0.00	8.04	79.07	0.00	0.00	0.00	503.26	0.00	0.00	503.26	08
Seventh Floor	643.00	0.00	643.00	20.22	21.42	0.00	8.04	79.07	0.00	0.00	0.00	503.26	0.00	0.00	503.26	08
Eighth Floor	643.00	0.00	643.00	20.22	21.42	0.00	8.04	69.48	0.00	0.00	0.00	517.76	0.00	0.00	517.76	08
Ninth Floor	643.00	0.00	643.00	20.22	21.42	0.00	8.04	69.48	0.00	0.00	0.00	517.76	0.00	0.00	517.76	08
Tenth Floor	643.00	0.00	643.00	20.22	21.42	0.00	8.04	69.48	0.00	0.00	0.00	517.76	0.00	0.00	517.76	08
Eleventh Floor	643.00	0.00	643.00	20.22	21.42	0.00	8.04	69.48	0.00	0.00	0.00	517.76	0.00	0.00	517.76	08
Twelfth Floor	643.00	0.00	643.00	20.22	21.42	0.00	8.04	79.07	0.00	0.00	0.00	503.26	0.00	0.00	503.26	08
Thirteenth Floor	643.00	0.00	643.00	20.22	21.42	0.00	8.04	79.07	0.00	0.00	0.00	503.26	0.00	0.00	503.26	08
Fourteenth Floor	643.00	0.00	643.00	20.22	21.42	0.00	8.04	79.07	0.00	0.00	0.00	503.26	0.00	0.00	503.26	08
Fifteenth Floor	643.00	0.00	643.00	20.22	21.42	0.00	8.04	79.07	0.00	0.00	0.00	503.26	0.00	0.00	503.26	08
Sixteenth Floor	643.00	0.00	643.00	20.22	21.42	0.00	8.04	69.48	0.00	0.00	0.00	517.76	0.00	0.00	517.76	08
Seventeenth Floor	643.00	0.00	643.00	20.22	21.42	0.00	8.04	69.48	0.00	0.00	0.00	517.76	0.00	0.00	517.76	08
Eighteenth Floor	643.00	0.00	643.00	20.22	21.42	0.00	8.04	69.48	0.00	0.00	0.00	517.76	0.00	0.00	517.76	08
Nineteenth Floor	643.00	0.00	643.00	20.22	21.42	0.00	8.04	69.48	0.00	0.00	0.00	517.76	0.00	0.00	517.76	08
Twentieth Floor	643.00	0.00	643.00	20.22	21.42	0.00	8.04	79.07	0.00	0.00	0.00	503.26	0.00	0.00	503.26	08
Twenty(20th) Floor	643.00	0.00	643.00	20.22	21.42	0.00	8.04	79.07	0.00	0.00	0.00	503.26	0.00	0.00	503.26	08
Twenty(21st) Floor	643.00	0.00	643.00	20.22	21.42	0.00	8.04	69.48	0.00	0.00	0.00	517.76	0.00	0.00	517.76	08
Twenty(22nd) Floor	643.00	0.00	643.00	20.22	21.42	0.00	8.04	69.48	0.00	0.00	0.00	517.76	0.00	0.00	517.76	08
Twenty(23rd) Floor	643.00	0.00	643.00	20.22	21.42	0.00	8.04	69.48	0.00	0.00	0.00	517.76	0.00	0.00	517.76	08
Twenty(24th) Floor	643.00	0.00	643.00	20.22	21.42	0.00	8.04	79.07	0.00	0.00	0.00	503.26	0.00	0.00	503.26	08
Twenty(25th) Floor	643.00	0.00	643.00	20.22	21.42	0.00	8.04	79.07	0.00	0.00	0.00	503.26	0.00	0.00	503.26	08
Twenty(26th) Floor	643.00	0.00	643.00	20.22	21.42	0.00	8.04	79.07	0.00	0.00	0.00	503.26	0.00	0.00	503.26	08
Twenty(27th) Floor	643.00	0.00	643.00	20.22	21.42	0.00	8.04	79.07	0.00	0.00	0.00	503.26	0.00	0.00	503.26	08
Terrace Floor	643.00	0.00	643.00	20.22	21.42	0.00	8.04	79.07	0.00	0.00	0.00	503.26	0.00	0.00	503.26	08
Total	20100.00	0.00	20100.00	632.00	669.75	0.00	251.50	2473.25	0.00	0.00	0.00	15673.50	0.00	0.00	15673.50	128
Total per Floor	20100.00	0.00	20100.00	632.00	669.75	0.00	251.50	2473.25	0.00	0.00	0.00	15673.50	0.00	0.00	15673.50	128
Total	20100.00	0.00	20100.00	632.00	669.75	0.00	251.50	2473.25	0.00	0.00	0.00	15673.50	0.00	0.00	15673.50	128
Number of Same Buildings	1															
Total	20100.00	0.00	20100.00	632.00	669.75	0.00	251.50	2473.25	0.00	0.00	0.00	15673.50	0.00	0.00	15673.50	128

Staircase Checks (Table 8a-1)

Floor Name	Staircase Name	Flight Width	Tread Width	Riser Height	Flaring No.
GROUND FLOOR PLAN	STAIRCASE-SR3-1	1.00	0.300	0.150	1.00
	Fire Escape Staircase	1.00	0.300	0.150	1.00
TYPICAL - 1- 3, 8- 11, 17- 19, 24, 26, 27 FLOOR PLAN	STAIRCASE-SR3-1	1.00	0.300	0.150	1.00
	Fire Escape Staircase	1.00	0.300	0.150	1.00
TYPICAL - 4- 7, 12- 15, 20- 23, 28- 31 FLOOR PLAN	STAIRCASE-SR3-1	1.00	0.300	0.150	1.00
	Fire Escape Staircase	1.00	0.300	0.150	1.00
TYPICAL -16, 25 FLOOR PLAN	STAIRCASE-SR3-1	1.00	0.300	0.150	1.00
	Fire Escape Staircase	1.00	0.300	0.150	1.00
TERRACE FLOOR PLAN	STAIRCASE-SR3-1	1.00	0.300	0.150	1.00
	Fire Escape Staircase	1.00	0.300	0.150	1.00

SCHEDULE OF DOOR

BUILDING NAME	NAME	LENGTH	HEIGHT	NOS
TOWER-5 (TOWER-5)	D20	0.90	2.10	512
TOWER-5 (TOWER-5)	D24	0.90	2.10	128
TOWER-5 (TOWER-5)	D3	0.90	2.10	16
TOWER-5 (TOWER-5)	D5	0.90	2.10	280
TOWER-5 (TOWER-5)	D6	1.05	2.40	128
TOWER-5 (TOWER-5)	FIRE-DOOR	1.05	2.10	32
TOWER-5 (TOWER-5)	FIRE-DOOR	2.10	2.10	16

Balcony Calculations Table

Floor	SIZE	AREA	TOTAL AREA
GROUND FLOOR PLAN	1.60 X 3.00 X 0.15 =	14.40	92.64
	1.60 X 3.00 X 0.15 =	14.40	
	1.60 X 3.00 X 0.15 =	14.40	
TYPICAL - 1- 3, 8- 11, 17- 19, 24, 26, 27 FLOOR PLAN	1.60 X 3.00 X 0.15 *32	230.40	1209.60
	1.60 X 3.00 X 0.15 *32	230.40	
	1.60 X 3.00 X 0.15 *32	230.40	
	1.60 X 3.00 X 0.15 *32	230.40	
TYPICAL - 4- 7, 12- 15, 20- 23, 28- 31 FLOOR PLAN	1.60 X 3.00 X 0.15 *16	115.20	1497.60
	1.60 X 3.00 X 0.15 *16	115.20	
	1.60 X 3.00 X 0.15 *16	115.20	
	2.70 X 0.75 X 0.15 *16	116.22	
TYPICAL -16, 25 FLOOR PLAN	1.60 X 3.00 X 0.15 *2	28.80	165.36
	1.60 X 3.00 X 0.15 *2	28.80	
	1.60 X 3.00 X 0.15 *2	27.42	
	1.60 X 3.00 X 0.15 *2	109.66	
TOTAL			3965.20

SCHEDULE OF WINDOW/VENTILATION

BUILDING NAME	NAME	LENGTH	HEIGHT	NOS
TOWER-5 (TOWER-5)	V12	0.45	1.00	384
TOWER-5 (TOWER-5)	W12	0.90	1.20	384
TOWER-5 (TOWER-5)	W12	1.20	1.20	128
TOWER-5 (TOWER-5)	W20	1.05	2.40	384
TOWER-5 (TOWER-5)	W22	1.50	2.40	128
TOWER-5 (TOWER-5)	W22	1.50	1.20	128
TOWER-5 (TOWER-5)	W23	1.50	2.40	16
TOWER-5 (TOWER-5)	W	1.50	1.20	16
TOWER-5 (TOWER-5)	W32	2.00	1.20	16
TOWER-5 (TOWER-5)	W37	2.40	1.20	16
TOWER-5 (TOWER-5)	D22	2.40	2.40	128
TOWER-5 (TOWER-5)	D23	2.50	2.40	256
TOWER-5 (TOWER-5)	W32	2.00	1.20	16

OWNER'S NAME AND SIGNATURE
Gaurav Chadha Hi-Tech Developers Pvt Ltd.
gaurav.kumar@wavebrithech.com, 7838838758

ARCHITECT'S NAME AND SIGNATURE | STRUCTURE ENGINEER
Vinay Kumar Nawda
CA/2000/40122
Signature valid
Ghaziabad Development Authority
Signature valid

Building Plan Application Number:
GDA/BP/23-24/1411
Sanctioned On:
26 Jun 2024
Valid Till:
28 Jun 2029
Approved By:
Ajay Kumar Singh (Chief Architect and Town Planner)
Examined By:
Vijay Singh Chauhan (Junior engineer)
Pawan Gupta (Assistant Engineer)
Arvind Kumar (Town Planner/ Executive engineer)
Pawan Gupta (Assistant Engineer)
Arvind Kumar (Town Planner/ Executive engineer)
Ajay Kumar Singh (Chief Architect and Town Planner)

ISO_A0_(841.00_X_1189.00_MM)

The correctness and accuracy of Principal Information and drawing is a responsibility of Architect/ Accuracy of Industry Report is subject to accuracy of end-user provided data, 3rd party software/libraries/services, etc. self-nich.in/ghaziabad.nic.in is not liable for any damages which may arise from use, availability or use the application. Best printed in black and blue color are user inputs, which are not verified and not governed by industry software

Project Title :PROPOSED GROUP HOUSING GH-8 PHASE-3 (EDEN) AT WAVE CITY SEC-5 GHAZIABAD (U.P)

File No: GDA/BP/23-24/1411 | Sheet: 15 / 22
Submission Date: | Scale: 1:100

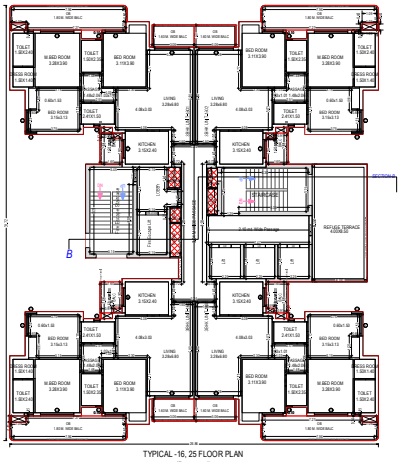

TYPICAL -16, 25 FLOOR PLAN
(Proposed)
(SCALE 1:100)

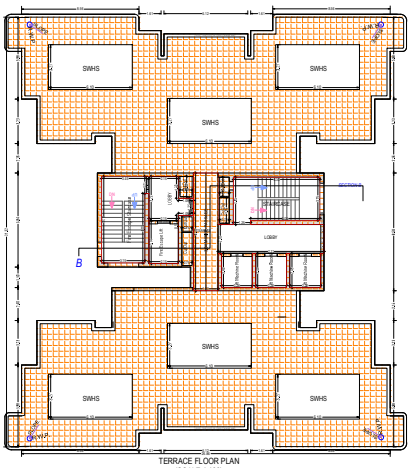

TERRACE FLOOR PLAN
(SCALE 1:100)

UnitBUA Table for Building :TOWER-6 (TOWER-6)

Floor	Name	Unit Type	Total construct Area	Gross construct Area	Construct Area	Deductions (Area in Sq.mt.) Balcony	Door	Window	External Wall	Carpet Area	No. of Unit
GROUND FLOOR PLAN	2BHK UNIT-001	DWELLING UNIT	104.63	104.63	104.63	23.16	0.12	0.17	7.66	83.33	58
	2BHK UNIT-002	DWELLING UNIT	104.63	104.63	104.63	23.16	0.12	2.66	6.71	92.08	
	2BHK UNIT-003	DWELLING UNIT	104.63	104.63	104.63	23.16	0.12	2.17	8.17	92.07	
	2BHK UNIT-004	DWELLING UNIT	104.63	104.63	104.63	23.16	0.12	2.17	7.66	93.02	
	Total		806.10	806.10	806.10	92.64	0.96	6.12	29.36	372.50	464
	Total per Floor	Carpet Area x 4								372.50	464
TYPICAL-1, 2, 4, 7, 11, 12, 14, 17, 21, 22, 24, 27 FLOOR PLAN	2BHK UNIT-001	DWELLING UNIT	104.63	104.63	104.63	23.16	0.12	2.70	7.66	90.92	58
	2BHK UNIT-002	DWELLING UNIT	104.63	104.63	104.63	23.16	0.12	2.70	6.71	92.92	
	2BHK UNIT-003	DWELLING UNIT	104.63	104.63	104.63	23.16	0.12	2.70	8.20	91.41	
	2BHK UNIT-004	DWELLING UNIT	104.63	104.63	104.63	23.16	0.12	2.70	7.66	92.46	
	Total		806.10	806.10	806.10	92.64	0.96	10.80	29.68	367.71	464
	Total per Floor * 7	Carpet Area x 7								2573.97	3248
	Total		8476.05	8476.05	8476.05	973.72	10.08	56.64	280.05	3863.72	32
TYPICAL-3, 5, 6, 8, 9, 10, 13, 15, 16, 18, 19, 20, 23, 26 FLOOR PLAN	2BHK UNIT-001	DWELLING UNIT	129.72	129.72	129.72	26.36	0.12	2.70	7.66	92.88	58
	2BHK UNIT-002	DWELLING UNIT	129.72	129.72	129.72	26.36	0.12	2.70	6.71	93.92	
	2BHK UNIT-003	DWELLING UNIT	129.72	129.72	129.72	26.36	0.12	2.70	8.20	92.41	
	2BHK UNIT-004	DWELLING UNIT	129.72	129.72	129.72	26.36	0.12	2.70	7.66	93.46	
	Total		518.88	518.88	518.88	105.44	0.48	10.80	29.47	372.67	464
	Total per Floor * 7	Carpet Area x 7								2607.69	3248
	Total		8302.08	8302.08	8302.08	1687.03	7.68	172.80	471.52	5963.03	52
TYPICAL-9, 10, 13, 15, 16, 18, 19, 20, 23, 26 FLOOR PLAN	2BHK UNIT-001	DWELLING UNIT	129.72	129.72	129.72	26.36	0.12	2.70	7.66	92.88	58
	2BHK UNIT-002	DWELLING UNIT	129.72	129.72	129.72	26.36	0.12	2.70	6.71	93.92	
	2BHK UNIT-003	DWELLING UNIT	129.72	129.72	129.72	26.36	0.12	2.70	8.20	92.41	
	2BHK UNIT-004	DWELLING UNIT	129.72	129.72	129.72	26.36	0.12	2.70	7.66	93.46	
	Total		518.88	518.88	518.88	105.44	0.48	10.80	29.47	372.67	464
	Total per Floor * 7	Carpet Area x 7								2607.69	3248
	Total		8302.08	8302.08	8302.08	1687.03	7.68	172.80	471.52	5963.03	52
	Total		34460.93	34460.93	34460.93	7000.11	31.92	716.64	1955.67	24743.11	324

Building :TOWER-6 (TOWER-6)

Floor Name	Gross Construct Area	Deductions From Gross BUA(Area in Sq.mt.) Void	Lift	Lift Machine	Ladder	Balcony	Balcony Weight Average	Net Leasable Area	Circulated Area	Proposed FAR Area (Sq.mt.) Resi.	Gsc	Passage	Total FAR Area (Sq.mt.)	Additional FAR (Sq.mt.) Gsc	Passage	No. of Unit
Ground Floor	806.10	4.22	20.22	0.00	0.00	0.00	36.48	0.00	0.00	0.00	4.22		806.10	0.00	0.00	58.00
First Floor	806.10	4.22	20.22	20.22	21.42	0.00	0.00	0.00	0.00	0.00	0.00		817.76	0.00	0.00	817.76	58
Second Floor	806.10	4.22	20.22	20.22	21.42	0.00	0.00	0.00	0.00	0.00	0.00		817.76	0.00	0.00	817.76	58
Third Floor	806.10	4.22	20.22	20.22	21.42	0.00	0.00	0.00	0.00	0.00	0.00		817.76	0.00	0.00	817.76	58
Fourth Floor	806.10	4.22	20.22	20.22	21.42	0.00	0.00	0.00	0.00	0.00	0.00		817.76	0.00	0.00	817.76	58
Fifth Floor	806.10	4.22	20.22	20.22	21.42	0.00	0.00	0.00	0.00	0.00	0.00		817.76	0.00	0.00	817.76	58
Sixth Floor	806.10	4.22	20.22	20.22	21.42	0.00	0.00	0.00	0.00	0.00	0.00		817.76	0.00	0.00	817.76	58
Seventh Floor	806.10	4.22	20.22	20.22	21.42	0.00	0.00	0.00	0.00	0.00	0.00		817.76	0.00	0.00	817.76	58
Eighth Floor	806.10	4.22	20.22	20.22	21.42	0.00	0.00	0.00	0.00	0.00	0.00		817.76	0.00	0.00	817.76	58
Ninth Floor	806.10	4.22	20.22	20.22	21.42	0.00	0.00	0.00	0.00	0.00	0.00		817.76	0.00	0.00	817.76	58
Tenth Floor	806.10	4.22	20.22	20.22	21.42	0.00	0.00	0.00	0.00	0.00	0.00		817.76	0.00	0.00	817.76	58
Eleventh Floor	806.10	4.22	20.22	20.22	21.42	0.00	0.00	0.00	0.00	0.00	0.00		817.76	0.00	0.00	817.76	58
Twelfth Floor	806.10	4.22	20.22	20.22	21.42	0.00	0.00	0.00	0.00	0.00	0.00		817.76	0.00	0.00	817.76	58
Thirteenth Floor	806.10	4.22	20.22	20.22	21.42	0.00	0.00	0.00	0.00	0.00	0.00		817.76	0.00	0.00	817.76	58
Fourteenth Floor	806.10	4.22	20.22	20.22	21.42	0.00	0.00	0.00	0.00	0.00	0.00		817.76	0.00	0.00	817.76	58
Fifteenth Floor	806.10	4.22	20.22	20.22	21.42	0.00	0.00	0.00	0.00	0.00	0.00		817.76	0.00	0.00	817.76	58
Sixteenth Floor	806.10	4.22	20.22	20.22	21.42	0.00	0.00	0.00	0.00	0.00	0.00		817.76	0.00	0.00	817.76	58
Seventeenth Floor	806.10	4.22	20.22	20.22	21.42	0.00	0.00	0.00	0.00	0.00	0.00		817.76	0.00	0.00	817.76	58
Eighteenth Floor	806.10	4.22	20.22	20.22	21.42	0.00	0.00	0.00	0.00	0.00	0.00		817.76	0.00	0.00	817.76	58
Nineteenth Floor	806.10	4.22	20.22	20.22	21.42	0.00	0.00	0.00	0.00	0.00	0.00		817.76	0.00	0.00	817.76	58
Twentieth Floor	806.10	4.22	20.22	20.22	21.42	0.00	0.00	0.00	0.00	0.00	0.00		817.76	0.00	0.00	817.76	58
Twentyfirst Floor	806.10	4.22	20.22	20.22	21.42	0.00	0.00	0.00	0.00	0.00	0.00		817.76	0.00	0.00	817.76	58
Twentysecond Floor	806.10	4.22	20.22	20.22	21.42	0.00	0.00	0.00	0.00	0.00	0.00		817.76	0.00	0.00	817.76	58
Twentythird Floor	806.10	4.22	20.22	20.22	21.42	0.00	0.00	0.00	0.00	0.00	0.00		817.76	0.00	0.00	817.76	58
Twentyfourth Floor	806.10	4.22	20.22	20.22	21.42	0.00	0.00	0.00	0.00	0.00	0.00		817.76	0.00	0.00	817.76	58
Twentyfifth Floor	806.10	4.22	20.22	20.22	21.42	0.00	0.00	0.00	0.00	0.00	0.00		817.76	0.00	0.00	817.76	58
Twentysixth Floor	806.10	4.22	20.22	20.22	21.42	0.00	0.00	0.00	0.00	0.00	0.00		817.76	0.00	0.00	817.76	58
Twentyseventh Floor	806.10	4.22	20.22	20.22	21.42	0.00	0.00	0.00	0.00	0.00	0.00		817.76	0.00	0.00	817.76	58
Twentyeighth Floor	806.10	4.22	20.22	20.22	21.42	0.00	0.00	0.00	0.00	0.00	0.00		817.76	0.00	0.00	817.76	58
Twentyninth Floor	806.10	4.22	20.22	20.22	21.42	0.00	0.00	0.00	0.00	0.00	0.00		817.76	0.00	0.00	817.76	58
Thirtieth Floor	806.10	4.22	20.22	20.22	21.42	0.00	0.00	0.00	0.00	0.00	0.00		817.76	0.00	0.00	817.76	58
Thirtyfirst Floor	806.10	4.22	20.22	20.22	21.42	0.00	0.00	0.00	0.00	0.00	0.00		817.76	0.00	0.00	817.76	58
Terrace Floor	372.67	0.00	0.00	0.00	0.27	0.00	0.00	0.00	0.00	0.00	0.00		372.67	0.00	0.00	372.67	58
Total	27,963.12	108.24	518.88	518.88	543.69	0.00	0.00	0.00	0.00	0.00	108.24		26,855.24	0.00	0.00	26,855.24	1,914
Number of Same Buildings	1															
Total	27,963.12	108.24	518.88	518.88	543.69	0.00	0.00	0.00	0.00	0.00	108.24		26,855.24	0.00	0.00	26,855.24	1,914

Staircase Checks (Table 8e-1)

Floor Name	StairCase Name	Right Width	Tread Width	Riser Height	Rising Ht
GROUND FLOOR PLAN	S-1(MEDIUM) Fire Escape	1.65	0.250	0.150	1.05
TYPICAL- 1, 2, 3, 11, 12-15, 20, 23, 27 FLOOR PLAN	S-1(MEDIUM) Fire Escape	1.65	0.250	0.150	1.05
TYPICAL- 4, 5, 6, 7, 8, 9, 16, 21 FLOOR PLAN	S-1(MEDIUM) Fire Escape	1.65	0.250	0.150	1.05
TYPICAL- 10, 18, 19, 24, 26 FLOOR PLAN	S-1(MEDIUM) Fire Escape	1.65	0.250	0.150	1.05
TYPICAL- 17, 25 FLOOR PLAN	S-1(MEDIUM) Fire Escape	1.65	0.250	0.150	1.05
TERRACE FLOOR PLAN	S-1(MEDIUM) Fire Escape	1.65	0.250	0.150	1.05

SCHEDULE OF DOOR

DESIGNATION	NAME	LENGTH	HEIGHT	NOS
TOWER-6 (TOWER-6)	D08	0.85	2.10	213
TOWER-6 (TOWER-6)	D09	0.90	2.10	129
TOWER-6 (TOWER-6)	D3	0.90	2.10	58
TOWER-6 (TOWER-6)	D06	0.90	2.10	203
TOWER-6 (TOWER-6)	D07	1.00	2.10	129
TOWER-6 (TOWER-6)	FIRE DOOR	1.25	2.10	51
TOWER-6 (TOWER-6)	FIRE DOOR	2.10	2.10	58

Balcony Calculations Table

FLOOR	DIS	AREA	TOTAL AREA
GROUND FLOOR PLAN	1.500 X 2.800 X 0.5	10.92	92.88
	1.500 X 2.800 X 0.5	10.92	
	1.500 X 2.800 X 0.5	26.36	
TYPICAL- 1, 2, 3, 11, 12-15, 20, 23, 27 FLOOR PLAN	1.500 X 2.800 X 0.5 13	254.80	1338.84
	1.500 X 2.800 X 0.5 13	342.42	
	1.500 X 2.800 X 0.5 13	170.46	
	1.500 X 2.800 X 0.5 13	170.46	
TYPICAL- 4, 5, 6, 7, 8, 9, 16, 21 FLOOR PLAN	1.500 X 2.800 X 0.5 16	20.88	1497.84
	1.500 X 2.800 X 0.5 16	20.88	
	2.100 X 2.800 X 0.5 16	29.40	
	2.100 X 2.800 X 0.5 16	29.40	
TYPICAL- 10, 18, 19, 24, 26 FLOOR PLAN	1.500 X 2.800 X 0.5 5	26.36	185.36
	1.500 X 2.800 X 0.5 2	27.45	
	1.500 X 2.800 X 0.5 2	110.88	
TOTAL			27,151.04

SCHEDULE OF WINDOW/VENTILATION

DESIGNATION	NAME	LENGTH	HEIGHT	NOS
TOWER-6 (TOWER-6)	W3	0.45	1.05	58
TOWER-6 (TOWER-6)	W12	0.90	1.05	174
TOWER-6 (TOWER-6)	W20	1.20	1.50	7
TOWER-6 (TOWER-6)	D900	1.20	2.10	174
TOWER-6 (TOWER-6)	W22	1.50	2.00	129
TOWER-6 (TOWER-6)	W23	1.50	1.05	129
TOWER-6 (TOWER-6)	D900	1.80	2.10	87
TOWER-6 (TOWER-6)	W	1.80	1.05	18
TOWER-6 (TOWER-6)	W21	2.00	1.20	12
TOWER-6 (TOWER-6)	W21	2.00	1.20	12
TOWER-6 (TOWER-6)	W24	2.00	2.00	129
TOWER-6 (TOWER-6)	D300	2.50	2.00	174
TOWER-6 (TOWER-6)	W25	2.50	1.05	12

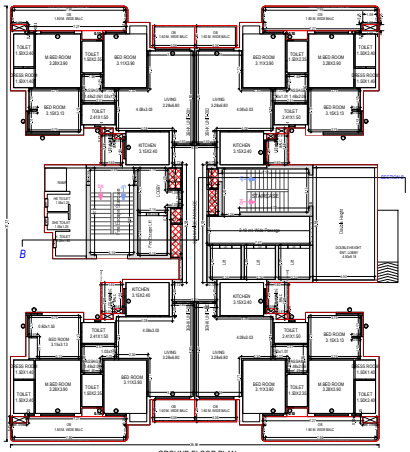

GROUND FLOOR PLAN
(Proposed)
(SCALE 1:100)

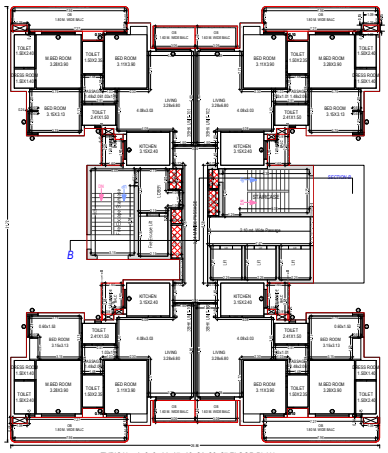

TYPICAL - 1- 3, 8- 11, 17- 19, 24, 26, 27 FLOOR PLAN
(Proposed)
(SCALE 1:100)

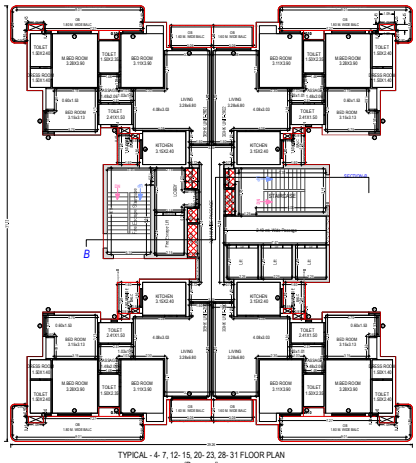

TYPICAL - 4- 7, 12- 15, 20- 23, 28- 31 FLOOR PLAN
(Proposed)
(SCALE 1:100)

TOWER-6

OWNER'S NAME AND SIGNATURE
Gopal Chadha Hi Tech Developers Pvt Ltd.
puneet.kumar@waveinfratech.com, 7838838758

ARCHITECT'S NAME AND SIGNATURE | STRUCTURE ENGINEER
Vijay Kumar Nanda
CA/2000/49122
Signature valid

Ghaziabad Development Authority
Signature valid

Building Plan Application Number:
GDA/BP/23-24/1411
Sanctioned On:
26 Jun 2024
Valid Till:
28 Jun 2029
Approved By:
Ajay Kumar Singh (Chief Architect and Town Planner)
Examined By:
Vijay Singh Chauhan (Junior engineer)
Pawan Gupta (Assistant Engineer)
Arvind Kumar (Town Planner/ Executive engineer)
Pawan Gupta (Assistant Engineer)
Arvind Kumar (Town Planner/ Executive engineer)
Ajay Kumar Singh (Chief Architect and Town Planner)

Note: - 1) This drawing is prepared as per the current prevailing Building Bye Laws.
2) If Map sanctioned is used for purpose anything other than stated in application will lead to rejection of Map.

Total Plot Area: -	151855.95	Total FAR Area: -	123806.91
Total Coverage Area: -	35519.02	Total BUA Area: -	206736.89

SKJ_AG_[B41.00_X_1169.00_MM]

The correctness and accuracy of Project information and drawing is a responsibility of Architect/Engineer. Accuracy of Industry Report is subject to accuracy of end-user provided data, 3rd party software/libraries/services, etc. self-nitch engineers Ltd. is not liable for any damages which may arise from use, or inability to use the application. Input provided in tables and level color are user inputs, which are not verified and not governed by industry software.

Project Title :PROPOSED GROUP HOUSING GH-8 PHASE-3 (EDEN) AT WAVE CITY SEC-5 GHAZIABAD (U.P)

File No	GDA/BP/23-24/1411	Sheet	01 / 22
Submission Date		Scale	1:100

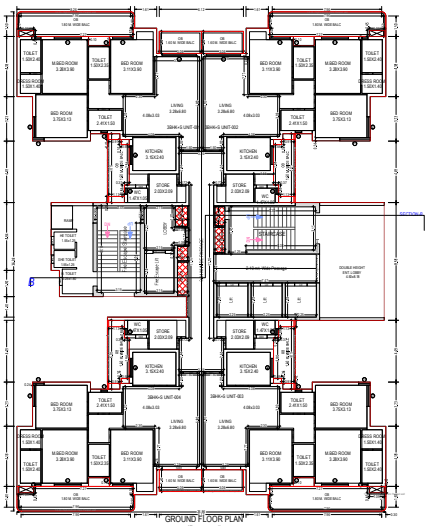

GROUND FLOOR PLAN
(Proposed)
(SCALE 1:100)

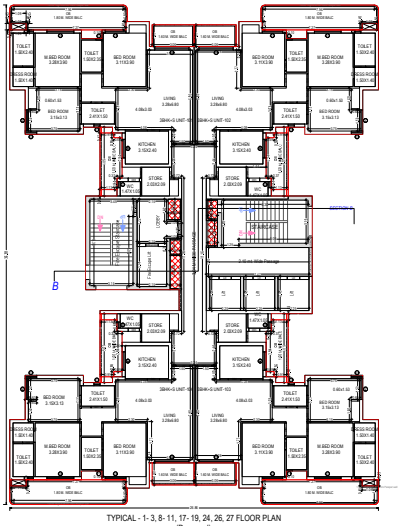

TYPICAL - 1- 3, 8- 11, 17- 19, 24, 26, 27 FLOOR PLAN
(Proposed)
(SCALE 1:100)

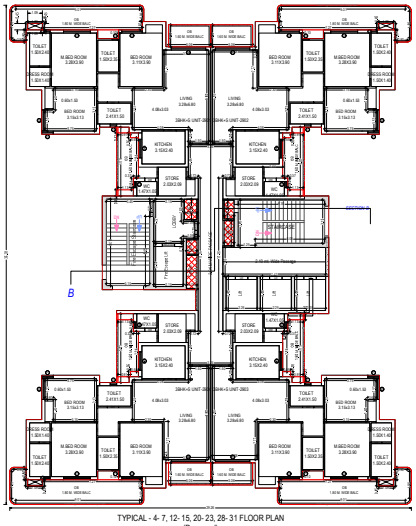

TYPICAL - 4- 7, 12- 15, 20- 23, 28- 31 FLOOR PLAN
(Proposed)
(SCALE 1:100)

OWNER'S NAME AND SIGNATURE
Gaurav Chadha Hi Tech Developers Pvt Ltd.
gaurav.kumar@aaveriahtech.com, 7838828758

ARCHITECT'S NAME AND SIGNATURE | STRUCTURE ENGINEER
Manoj Kumar Nakrani
CA/2000/48122
Signature valid

Ghaziabad Development Authority
Signature valid

Building Plan Application Number:
GDA/BP/23-24/1411
Sanctioned On:
26 Jun 2024
Valid Till:
28 Jun 2029
Approved By:
Ajay Kumar Singh (Chief Architect and Town Planner)
Examined By:
Vijay Singh Chauhan (Junior engineer)
Pawan Gupta (Assistant Engineer)
Arvind Kumar (Town Planner/ Executive engineer)
Pawan Gupta (Assistant Engineer)
Arvind Kumar (Town Planner/ Executive engineer)
Ajay Kumar Singh (Chief Architect and Town Planner)

TOWER-7

Note: - 1) This drawing is prepared as per the current prevailing Building Bye Laws.
2) If Map sanctioned is used for purpose anything other than stated in application will lead to rejection of Map.

Total Plot Area: -	151855.95	Total FAR Area: -	123806.91
Total Coverage Area: -	35519.02	Total BUA Area: -	206736.89

ISO_A0_(841.00_X_1189.00_MM)

The correctness and accuracy of Project information and drawing is a responsibility of Architect/Engineer. Accuracy of society/project is subject to accuracy of end-user provided data, 3rd party software/libraries/services, etc. self-nich engineers ltd. is not liable for any damage which may arise from use, or inability to use the application. Send problem or feature and issue case and use inputs, which are not verified and not generated by society/project

Project Title :PROPOSED GROUP HOUSING GH-8 PHASE-3 (EDEN) AT WAVE CITY SEC-5 GHAZIABAD (U.P)

File No	GDA/BP/23-24/1411	Sheet	02 / 22
Submission Date		Scale	1:100

Staircase Checks (Table 5a-1)

Floor Name	Riser Count	Tread Depth	Tread Width	Riser Height	Nosing / in
GROUND FLOOR PLAN	Fire Escape Staircase	0.00	0.00	0.150	0.00
	STAIRCASE	0.00	0.00	0.150	0.00
TYPICAL - 1, 2, 3, 11, 12, 13, 14, 24, 26, 27 FLOOR PLAN	STAIRCASE	0.00	0.00	0.150	0.00
	Fire Escape Staircase	0.00	0.00	0.150	0.00
TYPICAL - 4, 5, 6, 7, 8, 9, 10, 15, 16, 17, 18, 19, 20, 21, 22, 23 FLOOR PLAN	Fire Escape Staircase	0.00	0.00	0.150	0.00
	STAIRCASE	0.00	0.00	0.150	0.00
TYPICAL - 16, 25 FLOOR PLAN	Fire Escape Staircase	0.00	0.00	0.150	0.00
	STAIRCASE	0.00	0.00	0.150	0.00
TERRACE FLOOR PLAN	Fire Escape Staircase	0.00	0.00	0.000	0.00
	STAIRCASE	0.00	0.00	0.000	0.00

Balcony Calculations Table

FLOOR	DIM	AREA	TOTAL AREA
GROUND FLOOR PLAN	1.8X3.3(6.0 X 2.0)	19.80	103.68
	1.8X3.3(6.0 X 2.0)	19.80	
	1.8X3.3(6.0 X 2.0)	39.60	
TYPICAL - 1, 2, 3, 11, 12, 13, 14, 24, 26, 27 FLOOR PLAN	1.8X3.3(6.0 X 2.0)	264.00	1327.32
	1.8X3.3(6.0 X 2.0)	231.00	
	1.8X3.3(6.0 X 2.0)	231.00	
TYPICAL - 4, 5, 6, 7, 8, 9, 10, 15, 16, 17, 18, 19, 20, 21, 22, 23 FLOOR PLAN	1.8X3.3(6.0 X 2.0)	211.64	1663.04
	1.8X3.3(6.0 X 2.0)	264.00	
	2.1X3.3(7.0 X 2.0)	115.50	
TYPICAL - 16, 25 FLOOR PLAN	1.8X3.3(6.0 X 2.0)	39.60	267.96
	1.8X3.3(6.0 X 2.0)	39.60	
	1.8X3.3(6.0 X 2.0)	178.86	
TOTAL			3261.00

SCHEDULE OF DOOR:

BUILDING NAME	NAME	LENGTH	HEIGHT	NOS
TOWER-7 (TOWER7)	D30	0.90	2.10	390
TOWER-7 (TOWER7)	D28	0.85	2.10	28
TOWER-7 (TOWER7)	D15	0.80	2.10	36
TOWER-7 (TOWER7)	D03	0.84	2.10	21
TOWER-7 (TOWER7)	D01	1.05	2.10	126
TOWER-7 (TOWER7)	SD03	2.00	2.10	32

SCHEDULE OF WINDOW/VENTILATION:

BUILDING NAME	NAME	LENGTH	HEIGHT	NOS
TOWER-7 (TOWER7)	W04	0.45	1.20	288
TOWER-7 (TOWER7)	W03	0.60	1.20	192
TOWER-7 (TOWER7)	W07	0.60	1.20	120
TOWER-7 (TOWER7)	W01	1.50	2.00	324
TOWER-7 (TOWER7)	W02	1.65	2.00	324
TOWER-7 (TOWER7)	W05	1.65	1.20	324
TOWER-7 (TOWER7)	W01	1.50	2.00	108
TOWER-7 (TOWER7)	W01	2.25	1.20	108
TOWER-7 (TOWER7)	W02	2.50	2.00	108

UnitBUA Table for Building: TOWER 7 (TOWER7)

Floor	Name	UnitBUA Type	Net UnitArea	Gross UnitArea	UnitBUA Area	Deductions (Area in Sq.mt)					Carpet Area	No. of Unit
						Balcony	Door	Window	Wall	Average Deduct		
GROUND FLOOR PLAN	3BHK-G UNIT-601	DWELLING UNIT	139.68	139.68	139.68	26.56	0.24	2.68	8.10	101.76		04
	3BHK-G UNIT-602	DWELLING UNIT	139.68	139.68	139.68	26.56	0.24	2.02	8.73	101.77		
	3BHK-G UNIT-603	DWELLING UNIT	139.68	139.68	139.68	26.56	0.24	2.68	8.10	102.04		
	3BHK-G UNIT-604	DWELLING UNIT	139.68	139.68	139.68	26.56	0.24	2.68	8.10	101.76		
	Total per Floor	Total	558.72	558.72	558.72	102.65	2.22	9.66	33.26	407.31		04
		Typical Floor x 1										
		Total	558.72	558.72	558.72	102.65	2.22	9.66	33.26	407.31		04
TYPICAL - 1, 2, 3, 11, 12, 13, 14, 24, 26, 27 FLOOR PLAN	3BHK-G UNIT-101	DWELLING UNIT	139.68	139.68	139.68	26.56	0.24	2.68	8.10	101.76		04
	3BHK-G UNIT-102	DWELLING UNIT	139.68	139.68	139.68	26.56	0.24	2.68	8.10	102.10		
	3BHK-G UNIT-103	DWELLING UNIT	139.68	139.68	139.68	26.56	0.24	2.68	8.10	101.76		
	3BHK-G UNIT-104	DWELLING UNIT	139.68	139.68	139.68	26.56	0.24	2.68	8.10	101.76		
	Total per Floor	Total	558.72	558.72	558.72	102.65	1.02	10.76	32.71	405.88		04
		Typical Floor x 10										
		Total	5586.72	5586.72	5586.72	1026.50	10.20	107.60	327.10	4058.80		40
TYPICAL - 4, 5, 6, 7, 8, 9, 10, 15, 16, 17, 18, 19, 20, 21, 22, 23 FLOOR PLAN	3BHK-G UNIT-401	DWELLING UNIT	139.68	139.68	139.68	26.56	0.24	2.68	8.10	101.76		04
	3BHK-G UNIT-402	DWELLING UNIT	139.68	139.68	139.68	26.56	0.24	2.68	8.10	102.10		
	3BHK-G UNIT-403	DWELLING UNIT	139.68	139.68	139.68	26.56	0.24	2.68	8.10	101.76		
	3BHK-G UNIT-404	DWELLING UNIT	142.08	142.08	142.08	26.16	0.24	2.68	8.00	101.76		
	Total per Floor	Total	558.72	558.72	558.72	102.65	1.02	10.76	32.31	407.38		04
		Typical Floor x 6										
		Total	3352.32	3352.32	3352.32	615.90	6.12	64.56	193.86	2444.28		24
TYPICAL - 16, 25 FLOOR PLAN	3BHK-G UNIT-1601	DWELLING UNIT	142.08	142.08	142.08	26.16	0.24	2.68	8.10	101.76		04
	3BHK-G UNIT-1602	DWELLING UNIT	142.08	142.08	142.08	26.16	0.24	2.68	8.00	101.76		
	3BHK-G UNIT-1603	DWELLING UNIT	142.08	142.08	142.08	26.16	0.24	2.68	8.00	102.10		
	3BHK-G UNIT-1604	DWELLING UNIT	142.08	142.08	142.08	26.16	0.24	2.68	8.00	101.76		
	Total per Floor	Total	568.32	568.32	568.32	104.64	0.96	10.72	32.10	407.38		04
		Typical Floor x 2										
		Total	1136.64	1136.64	1136.64	209.28	1.92	21.44	64.20	814.76		08
TERRACE FLOOR PLAN	3BHK-G UNIT-1605	DWELLING UNIT	139.68	139.68	139.68	26.56	0.24	2.68	8.10	101.76		04
	3BHK-G UNIT-1606	DWELLING UNIT	139.68	139.68	139.68	26.56	0.24	2.68	8.10	102.10		
	3BHK-G UNIT-1607	DWELLING UNIT	139.68	139.68	139.68	26.56	0.24	2.68	8.10	101.76		
	3BHK-G UNIT-1608	DWELLING UNIT	139.68	139.68	139.68	26.56	0.24	2.68	8.10	101.76		
	Total per Floor	Total	558.72	558.72	558.72	102.65	1.02	10.76	32.40	407.38		04
		Typical Floor x 2										
		Total	1117.32	1117.32	1117.32	207.30	2.04	21.52	64.80	814.88		08
TOTAL			10206.12	10206.12	10206.12	2025.13	22.46	242.47	717.07	8376.12		128

Building :TOWER 7 (TOWER7)

Floor Name	Gross Builtup Area	Deductions Form GrossBUA(Area in Sq.mt)		Total Built Up Area (Sq.mt)	Deductions (Area in Sq.mt)						Proposed FAR Area (Sq.mt.)		FAR Area to Calc (Sq.mt.)	Total FAR Area (Sq.mt.)	No. of Unit
		Void			Balcony	Lift	Lift Machine	Lift Lobby	Balcony	Average Deduct	Rec.		Passage		
Ground Floor	764.72	0.00	764.68	20.00	0.00	0.00	0.00	77.71	0.00		687.02	0.00	687.02		04
First Floor	764.67	0.00	698.44	20.00	21.46	0.00	8.04	77.71	0.00		671.01	0.00	671.00		04
Second Floor	764.67	0.00	698.44	20.00	21.46	0.00	8.04	77.71	0.00		671.01	0.00	671.00		04
Third Floor	764.67	0.00	698.44	20.00	21.46	0.00	8.04	77.71	0.00		671.01	0.00	671.00		04
Fourth Floor	717.45	0.00	711.02	20.00	21.46	0.00	8.04	87.30	0.00		674.21	0.00	674.21		04
Fifth Floor	717.45	0.00	711.02	20.00	21.46	0.00	8.04	87.30	0.00		674.21	0.00	674.21		04
Sixth Floor	717.45	0.00	711.02	20.00	21.46	0.00	8.04	87.30	0.00		674.21	0.00	674.21		04
Seventh Floor	717.45	0.00	711.02	20.00	21.46	0.00	8.04	87.30	0.00		674.21	0.00	674.21		04
Eighth Floor	764.67	0.00	698.44	20.00	21.46	0.00	8.04	77.71	0.00		671.01	0.00	671.00		04
Ninth Floor	764.67	0.00	698.44	20.00	21.46	0.00	8.04	77.71	0.00		671.01	0.00	671.00		04
Tenth Floor	764.67	0.00	698.44	20.00	21.46	0.00	8.04	77.71	0.00		671.01	0.00	671.00		04
Eleventh Floor	764.67	0.00	698.44	20.00	21.46	0.00	8.04	77.71	0.00		671.01	0.00	671.00		04
Twelfth Floor	717.45	0.00	711.02	20.00	21.46	0.00	8.04	87.30	0.00		674.21	0.00	674.21		04
Thirteenth Floor	717.45	0.00	711.02	20.00	21.46	0.00	8.04	87.30	0.00		674.21	0.00	674.21		04
Fourteenth Floor	717.45	0.00	711.02	20.00	21.46	0.00	8.04	87.30	0.00		674.21	0.00	674.21		04
Fifteenth Floor	717.45	0.00	711.02	20.00	21.46	0.00	8.04	87.30	0.00		674.21	0.00	674.21		04
Sixteenth Floor	726.69	0.00	720.76	20.00	21.46	0.00	8.04	77.71	20.00		674.21	0.00	674.21		02
Seventeenth Floor	764.67	0.00	698.44	20.00	21.46	0.00	8.04	77.71	0.00		671.01	0.00	671.00		04
Eighteenth Floor	764.67	0.00	698.44	20.00	21.46	0.00	8.04	77.71	0.00		671.01	0.00	671.00		04
Nineteenth Floor	764.67	0.00	698.44	20.00	21.46	0.00	8.04	77.71	0.00		671.01	0.00	671.00		04
Twentieth Floor	717.45	0.00	711.02	20.00	21.46	0.00	8.04	87.30	0.00		674.21	0.00	674.21		04
Twenty(eleven) Floor	717.45	0.00	711.02	20.00	21.46	0.00	8.04	87.30	0.00		674.21	0.00	674.21		04
Twenty(twelve) Floor	717.45	0.00	711.02	20.00	21.46	0.00	8.04	87.30	0.00		674.21	0.00	674.21		04
Twenty(thirteen) Floor	717.45	0.00	711.02	20.00	21.46	0.00	8.04	87.30	0.00		674.21	0.00	674.21		04
Twenty(fourteen) Floor	726.69	0.00	720.76	20.00	21.46	0.00	8.04	77.71	20.00		674.21	0.00	674.21		02
Twenty(fifteen) Floor	764.67	0.00	698.44	20.00	21.46	0.00	8.04	77.71	0.00		671.01	0.00	671.00		04
Twenty(sixteen) Floor	764.67	0.00	698.44	20.00	21.46	0.00	8.04	77.71	0.00		671.01	0.00	671.00		04
Twenty(seventeen) Floor	764.67	0.00	698.44	20.00	21.46	0.00	8.04	77.71	0.00		671.01	0.00	671.00		04
Twenty(eighteen) Floor	717.45	0.00	711.02	20.00	21.46	0.00	8.04	87.30	0.00		674.21	0.00	674.21		04
Twenty(nineteen) Floor	717.45	0.00	711.02	20.00	21.46	0.00	8.04	87.30	0.00		674.21	0.00	674.21		04
Twenty(twenty) Floor	717.45	0.00	711.02	20.00	21.46	0.00	8.04	87.30	0.00		674.21	0.00	674.21		04
Terrace Floor	1021.56	0.00	1021.56	40.00	42.07	16.26	25.15	0.00	0.00		0.00	16.26	16.26		00
Total	18630.12	0.00	18764.41	807.00	871.53	16.26	261.31	2443.13	40.00		16456.12	16.26	16472.38		128
Total Number of Same Buildings	1														
Total	23962.77	165.00	22764.41	807.00	871.53	16.26	261.31	2443.13	40.00		16456.12	16.26	16472.38		128

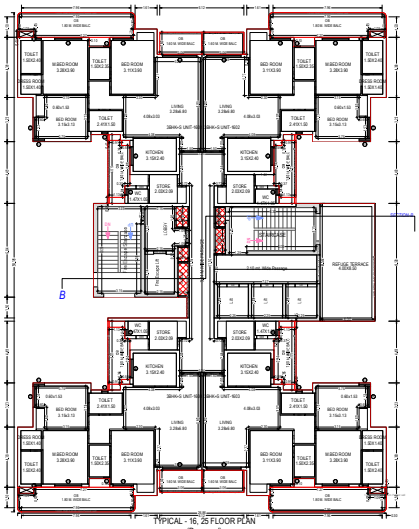
TOILET 1.50X2.40
BED ROOM 3.15X3.60
BED ROOM 3.15X3.60
TOILET 1.50X2.40
BED ROOM 3.15X3.60
TOILET 1.50X2.40
BED ROOM 3.15X3.60
TOILET 1.50X2.40

Project Title : PROPOSED GROUP HOUSING GH-8 PHASE-3 (EDEN) AT WAVE CITY SEC-5 GHAZIABAD (U.P)

Plot No.	GH-08/Eden/A01	Sheet	01
Submission Date		Scale	1:100

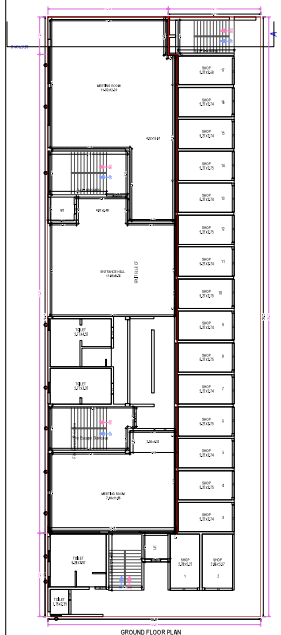

GROUND FLOOR PLAN
(Proposed)
(SCALE 1:100)

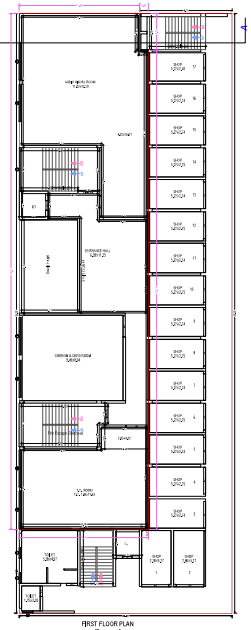

FIRST FLOOR PLAN
(Proposed)
(SCALE 1:100)

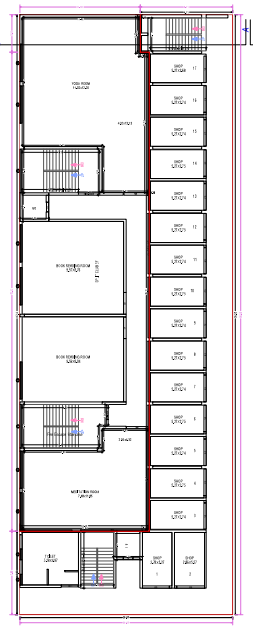

SECOND FLOOR PLAN
(Proposed)
(SCALE 1:100)

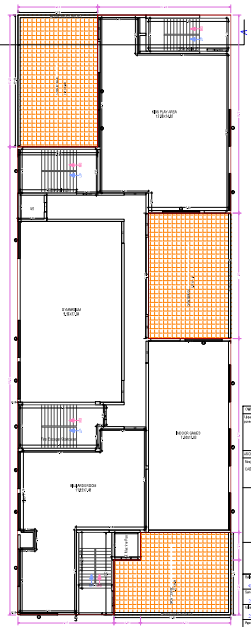

THIRD FLOOR PLAN
(Proposed)
(SCALE 1:100)

ARCHITECT AND DESIGNER
M/s Eden Housing Ltd. Sector-18 A,
Gautam Buddha Nagar, Noida, 201301, Up

ARCHITECT AND DESIGNER | DEVELOPER

Site Owner Details
GH08/A01

Signature Owner

Signature Developer

Registered Developer Authority

Signature Architect

Registered Architect Name and Number
ar.Ajay Kumar Singh (CA/1997/51-00-001)

Approved On
01-Jan-2024

Approved By
Ajay Kumar Singh (Chief Architect and Town Planner)

Reviewed By
Vijay Singh Chauhan (Author Engineer)

Person - Empty (Structural Engineer)

Arvind Kumar (Town Planner - Executive engineer)

Person - Empty (Structural Engineer)

Arvind Kumar (Town Planner - Executive engineer)

Ajay Kumar Singh (Chief Architect and Town Planner)

Note - 1) This drawing is prepared as per the current prevailing building bye Laws.
2) It has been stored is used for purpose anything other than stated in application will lead to rejection of Map.

Total Plot Area -	15195.00	Total FAR Area -	72996.00
Total Coverage Area -	3795.00	Total BUA Area -	29070.00

The correctness and accuracy of the provided information and drawing is a responsibility of the Architect. Misuse of building Plan is subject to accuracy of drawings provided by Architect with architectural drawings, any MR/NOC Engineers & Architect Survey drawings which are not from us, are taken by us from the Applicants. We are not responsible if any of the Plan is found not correct, which we will not be held and not responsible by authorities.

Project Title :PROPOSED GROUP HOUSING GH-8 PHASE-3 (EDEN) AT WAVE CITY SEC-5 GHAZIABAD (U.P)

Title	Elevation Cross Sect	Sheet	11
Submission Date		Scale	1:100

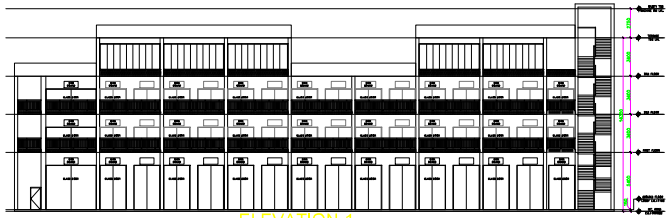

ELEVATION-1

ELEVATION

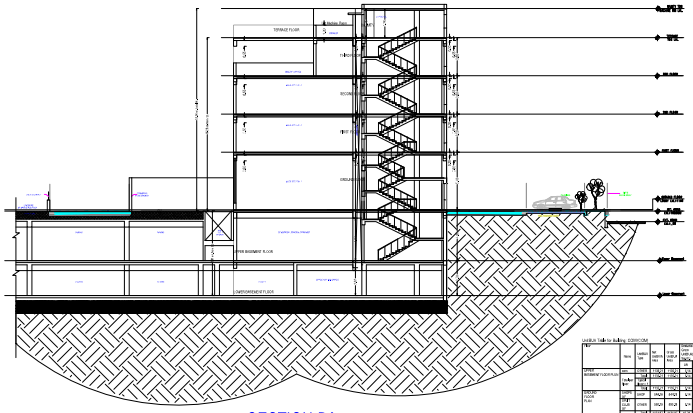

SECTION-BA

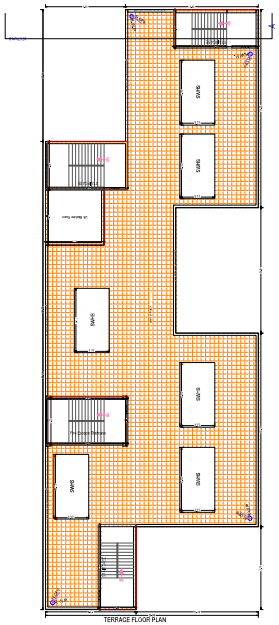

TERRACE FLOOR PLAN
(SCALE 1:100)

Note – 1) This drawing is prepared as per the current prevailing building bye Laws.
2) It has to be ensured to used for purpose anything other than stated in application will lead to rejection at Map.

Building - GEM (G+8)																			
Floor Name	Units Area in Sq.Mt.	Dwelling Units Area in Sq.Mt.																	Total No. of Dwelling Units
		Type	Area	No. of Units	Total Area	Type	Area	No. of Units	Total Area	Type	Area	No. of Units	Total Area	Type	Area	No. of Units	Total Area		
Lower Basement Floor	1174.42		1174.42	0.00	0.00		0.00	0.00	0.00		0.00	0.00	0.00		0.00	0.00	0.00		0
Upper Basement Floor	1174.42		1174.42	0.00	0.00		0.00	0.00	0.00		0.00	0.00	0.00		0.00	0.00	0.00		0
Stilt Floor	1174.42		521	1174.42	521	1.25	652	521	1042.1		0.00	0.00	0.00		0.00	0.00	0.00		10
1st Floor	1174.42		521	1174.42	521	2.50	1304	521	2608.2		0.00	0.00	0.00		0.00	0.00	0.00		20
2nd Floor	1174.42		521	1174.42	521	2.50	1304	521	2608.2		0.00	0.00	0.00		0.00	0.00	0.00		20
3rd Floor	1174.42		521	1174.42	521	2.50	1304	521	2608.2		0.00	0.00	0.00		0.00	0.00	0.00		20
4th Floor	1174.42		521	1174.42	521	2.50	1304	521	2608.2		0.00	0.00	0.00		0.00	0.00	0.00		20
5th Floor	1174.42		521	1174.42	521	2.50	1304	521	2608.2		0.00	0.00	0.00		0.00	0.00	0.00		20
6th Floor	1174.42		521	1174.42	521	2.50	1304	521	2608.2		0.00	0.00	0.00		0.00	0.00	0.00		20
7th Floor	1174.42		521	1174.42	521	2.50	1304	521	2608.2		0.00	0.00	0.00		0.00	0.00	0.00		20
8th Floor	1174.42		521	1174.42	521	2.50	1304	521	2608.2		0.00	0.00	0.00		0.00	0.00	0.00		20
Terrace Floor	1174.42		0.00	1174.42	0.00	0.00	0.00	0.00	0.00		0.00	0.00	0.00		0.00	0.00	0.00		0
Total	10569.78																		170

Total Site Area =	10569.78
Total Coverage Area =	3518.92
Total F.A.R. Area =	12.0000
Total B.U.A. Area =	26970.28

Number Table for Building - GEM (G+8)

Floor	Units	Units Area in Sq.Mt.	No. of Units	Total Area	Dwelling Units Area in Sq.Mt. Type	Area	No. of Units	Total Area	Type	Area	No. of Units	Total Area	Type	Area	No. of Units	Total Area	Total No. of Units
Lower Basement Floor	Car Parking	1174.42		1174.42	0.00	0.00	0.00	0.00		0.00	0.00	0.00		0.00	0.00	0.00	0
	Circulation	1174.42		1174.42	0.00	0.00	0.00	0.00		0.00	0.00	0.00		0.00	0.00	0.00	
Upper Basement Floor	Car Parking	1174.42		1174.42	0.00	0.00	0.00	0.00		0.00	0.00	0.00		0.00	0.00	0.00	0
	Circulation	1174.42		1174.42	0.00	0.00	0.00	0.00		0.00	0.00	0.00		0.00	0.00	0.00	
Stilt Floor	Dwelling Units		521	1174.42	521	1.25	652	521	1042.1		0.00	0.00	0.00		0.00	0.00	10
	Circulation	1174.42		1174.42	0.00	0.00	0.00	0.00		0.00	0.00	0.00		0.00	0.00	0.00	
1st Floor	Dwelling Units		521	1174.42	521	2.50	1304	521	2608.2		0.00	0.00	0.00		0.00	0.00	20
	Circulation	1174.42		1174.42	0.00	0.00	0.00	0.00		0.00	0.00	0.00		0.00	0.00	0.00	
2nd Floor	Dwelling Units		521	1174.42	521	2.50	1304	521	2608.2		0.00	0.00	0.00		0.00	0.00	20
	Circulation	1174.42		1174.42	0.00	0.00	0.00	0.00		0.00	0.00	0.00		0.00	0.00	0.00	
3rd Floor	Dwelling Units		521	1174.42	521	2.50	1304	521	2608.2		0.00	0.00	0.00		0.00	0.00	20
	Circulation	1174.42		1174.42	0.00	0.00	0.00	0.00		0.00	0.00	0.00		0.00	0.00	0.00	
4th Floor	Dwelling Units		521	1174.42	521	2.50	1304	521	2608.2		0.00	0.00	0.00		0.00	0.00	20
	Circulation	1174.42		1174.42	0.00	0.00	0.00	0.00		0.00	0.00	0.00		0.00	0.00	0.00	
5th Floor	Dwelling Units		521	1174.42	521	2.50	1304	521	2608.2		0.00	0.00	0.00		0.00	0.00	20
	Circulation	1174.42		1174.42	0.00	0.00	0.00	0.00		0.00	0.00	0.00		0.00	0.00	0.00	
6th Floor	Dwelling Units		521	1174.42	521	2.50	1304	521	2608.2		0.00	0.00	0.00		0.00	0.00	20
	Circulation	1174.42		1174.42	0.00	0.00	0.00	0.00		0.00	0.00	0.00		0.00	0.00	0.00	
7th Floor	Dwelling Units		521	1174.42	521	2.50	1304	521	2608.2		0.00	0.00	0.00		0.00	0.00	20
	Circulation	1174.42		1174.42	0.00	0.00	0.00	0.00		0.00	0.00	0.00		0.00	0.00	0.00	
8th Floor	Dwelling Units		521	1174.42	521	2.50	1304	521	2608.2		0.00	0.00	0.00		0.00	0.00	20
	Circulation	1174.42		1174.42	0.00	0.00	0.00	0.00		0.00	0.00	0.00		0.00	0.00	0.00	
Terrace Floor	Circulation	1174.42		1174.42	0.00	0.00	0.00	0.00		0.00	0.00	0.00		0.00	0.00	0.00	0
Total																	170

ARCHITECT NAME AND SIGNATURE
M/s DOMUS ARCHITECTS
Ankit Kumar@domusarchitects.com, 9350676150

ARCHITECT Name and Signature: SAURABH MISHRA

Site Owner Details
GADDI INFRA

Signature

Registered Developer Authority

Signature

Name & Seal of Town Planner
JOYA PARVEEN SIDDIQUI

Received On
01-Jan-1974

Approved On
14-Jan-2020

Approved By
Ajay Kumar Singh (Chief Architect and Town Planner)

Approved By
Vijay Singh Chauhan (Junior engineer)

Arvind Kumar (Assistant Engineer)

Arvind Kumar (Town Planner - Executive engineer)

Arvind Kumar (Assistant Engineer)

Arvind Kumar (Town Planner - Executive engineer)

Ajay Kumar Singh (Chief Architect and Town Planner)

The correctness and accuracy of the provided information and drawing is assumed by GTA Group, Authority of Building Plan is subject to accuracy of drawings provided also, Naksha will not be treated as a map, GTA Group Engineers & Architects Pvt Ltd. Not responsible for any damages which may arise from the use of drawings, this provisions is final and shall not be contested, which are not verified and not generated by authorized officers.