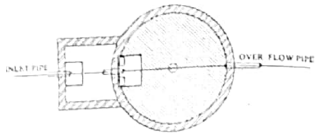

S.T.P. DETAIL 1

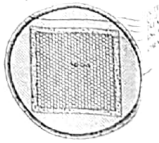

S.T.P. DETAIL 2

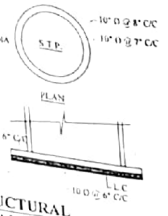

STRUCTURAL DETAIL FOR S.T.P

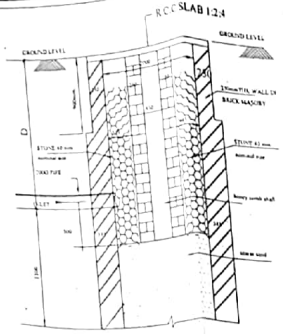

SOAK PIT DETAIL

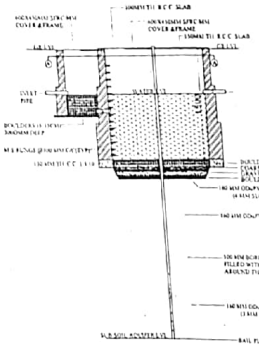

DETAIL OF RAIN WATER HARVESTING SYSTEM

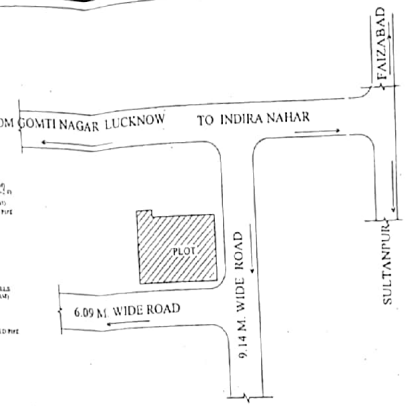

KEY PLAN

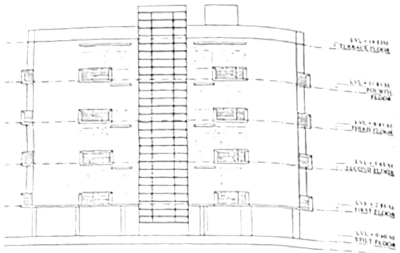

SIDE (SOUTH SIDE) ELEVATION

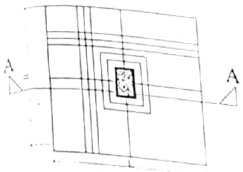

TYPICAL COLUMN FOOTING PLAN

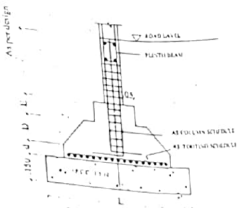

SECTIONAL A.A.

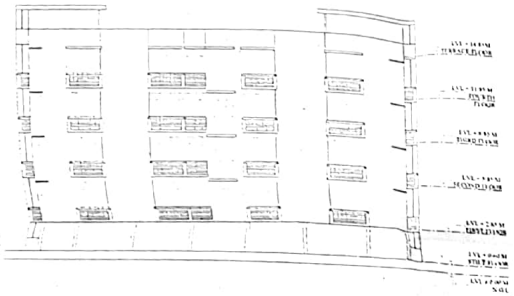

FRONT (EAST SIDE) ELEVATION

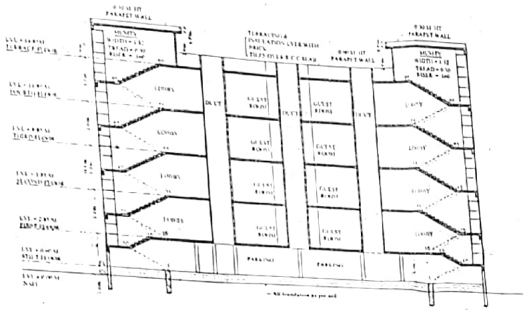

SECTION -A-A

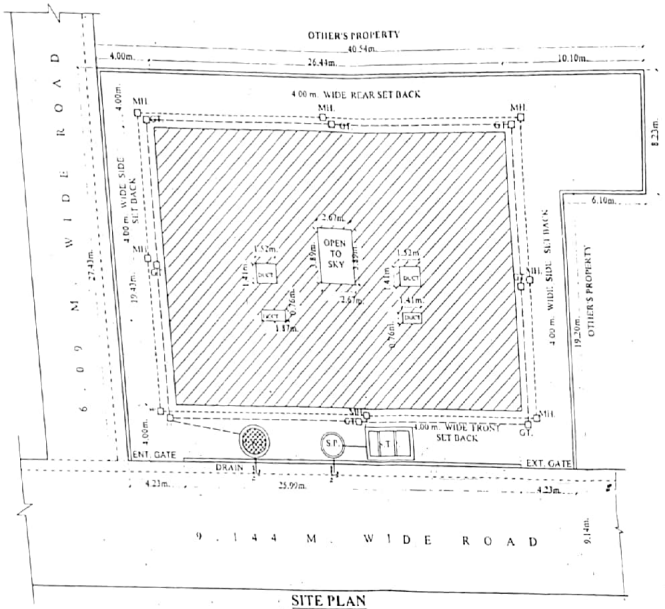

SITE PLAN
SCALE -1 :200

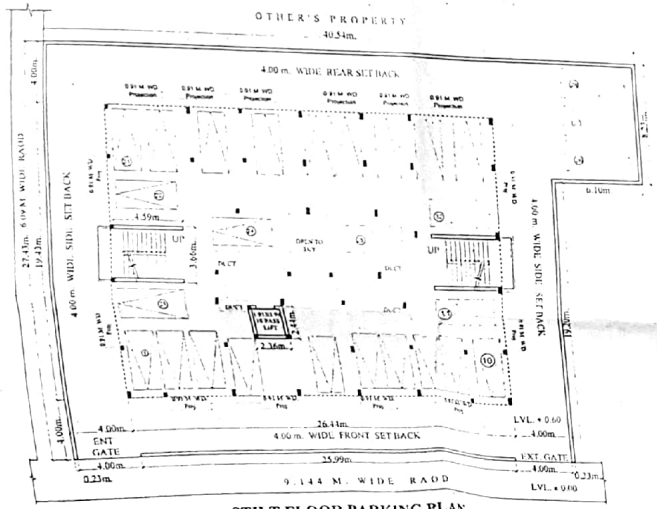

STILT FLOOR PARKING PLAN

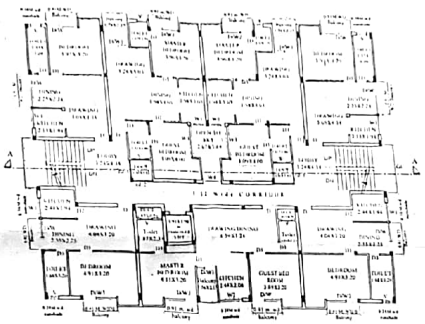

TYPICAL FLOOR PLAN
(1st.,2nd.,3rd & 4th. FLOOR)

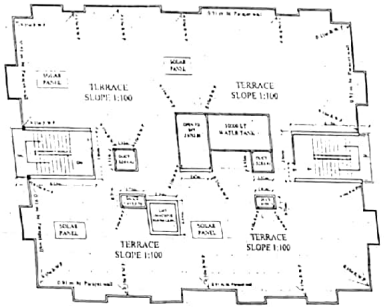

TERRACE PLAN

REFERENCE

PROPOSED CONST. WORK SHOWN BY
DRAINAGE WORK SHOWN BY
OTHER'S PROPERTY
TREES
CAR

AREA CHART

	SQ.MT.	%
TOTAL PLOT AREA	944.825	100.00
PROPOSED 1st F. COVD. AREA	489.89	51.84
PROPOSED 2nd F. COVD. AREA	489.89	51.84
PROPOSED 3rd F. COVD. AREA	489.89	51.84
PROPOSED 4th F. COVD. AREA	489.89	51.84
TOTAL COVD. AREA	1959.56	1.21
PERMISSIBLE F.A.R.@2.5	2362.06	2.5
STILT FLOOR AREA (including Stairs and Lift)	515.81	54.4
MUMTY COVD. AREA	44.88	4.51
LIFT COVD. AREA	5.81	-
OPEN AREA	448.725	
COVERED PARKING	25 nos. CAR	
OPEN PARKING	3 nos. CAR	

SCHEDULE FOR OPENING

	TYPE	SIZE	LINTEL
D	DOOR	1.05X2.350	2.350
D1	DOOR	1.00X2.350	2.350
D2	DOOR	0.90X2.350	2.350
D3	DOOR	0.75X2.350	2.350
W	WINDOW	2.00X1.650	1.650
W1	WINDOW	1.35X1.650	1.650
W2	WINDOW	1.85X1.650	1.650
W3	WINDOW	2.25X1.650	1.650
W4	WINDOW	1.45X1.650	1.650
V	VENTILATOR	0.76X0.600	0.600
DW	DOOR/WINDOWS	2.30X2.350	2.350
DW1	DOOR/WINDOWS	1.80X2.350	2.350
DW2	DOOR/WINDOWS	2.35X2.350	2.350
DW3	DOOR/WINDOWS	1.30X2.350	2.350
GL	GLASS	3.66X14.70	14.70
GL1	GLASS	1.05X2.350	2.350
GL2	GLASS	1.45X2.350	2.350

PROJECT.

PROPOSED HOUSING COMPLEX
PLAN AT
KHASRA NO. 298
VILLAGE - LOULAI, CHINHAT
DIST. - LUCKNOW (U.P.)

OWNER'S SIGN

Mr. Majister singh Smt. Shail singh

SUBMISSION DRG

SCALE :- 1:200	SHEET NO.:- 01	DATE :- 21.08.2014
DRAWN :- RAM VIJAY		
NORTH :-		