	TOWER-1				TOWER-2				TOWER-5			
	F.A.R.	15% F.A.R.	NON F.A.R.	NO. OF UNIT	F.A.R.	15% F.A.R.	NON F.A.R.	NO. OF UNIT	F.A.R.	15% F.A.R.	NON F.A.R.	NO. OF UNIT
GR.COVERAGE	812.604				820.082				662.759			
BASEMENT												
PODIUM (NON TOWER)												
ARCHITECTURAL ELEMENT AREA (NON FAR)		7.380				7.380				10.530		
PODIUM NON F.A.R. AREA (UNDER TOWER (FOR PARKING)			522.857				531.043				379.609	
PODIUM FLOOR (F.A.R.)	202.421	16.148	54.222	0	201.718	16.148	54.221	0	197.288	16.148	54.237	0
GROUND FLOOR AREA	289.841	50.729	58.847	2	289.841	50.729	58.847	2	415.674	59.967	85.300	4
1ST FLOOR AREA	329.314	52.381	59.301	2	328.314	52.381	59.301	2	446.567	61.619	93.769	4
2nd FLOOR AREA	328.314	52.381	59.301	2	328.314	52.381	59.301	2	446.567	61.619	93.769	4
3rd FLOOR AREA	612.767	54.274	118.602	4	612.767	54.274	118.602	4	446.567	61.619	93.769	4
4th FLOOR AREA	612.767	54.274	118.602	4	612.767	54.274	118.602	4	446.567	61.619	93.769	4
5th FLOOR AREA	612.767	54.274	118.602	4	612.767	54.274	118.602	4	446.567	61.619	93.769	4
6th FLOOR AREA	612.767	54.274	118.602	4	612.767	54.274	118.602	4	446.567	61.619	93.769	4
7th FLOOR AREA	612.767	54.274	118.602	4	612.767	54.274	118.602	4	446.567	61.619	93.769	4
8th FLOOR AREA	612.767	54.274	118.602	4	612.767	54.274	118.602	4	446.567	61.619	93.769	4
9th FLOOR AREA	612.767	54.274	118.602	4	612.767	54.274	118.602	4	446.567	61.619	93.769	4
10th FLOOR AREA	612.767	54.274	118.602	4	612.767	54.274	118.602	4	446.567	61.619	93.769	4
11th FLOOR AREA	612.767	54.274	118.602	4	612.767	54.274	118.602	4	446.567	61.619	93.769	4
12th FLOOR AREA	612.767	54.274	118.602	4	612.767	54.274	118.602	4	446.567	61.619	93.769	4
13th (A) FLOOR AREA	612.767	54.274	118.602	4	612.767	54.274	118.602	4	446.567	61.619	93.769	4
14th FLOOR AREA	612.767	54.274	118.602	4	612.767	54.274	118.602	4	446.567	61.619	93.769	4
15th FLOOR AREA	612.767	54.274	118.602	4	612.767	54.274	118.602	4	446.567	61.619	93.769	4
16th FLOOR AREA (REFUGE FLOOR)	612.767	73.810	118.602	4	612.767	73.810	118.602	4	446.567	76.676	93.769	4
17th FLOOR AREA (REFUGE FLOOR)	612.767	73.810	118.602	4	612.767	73.810	118.602	4	446.567	76.676	93.769	4
18th FLOOR AREA	612.767	54.274	118.602	4	612.767	54.274	118.602	4	446.567	61.619	93.769	4
19th FLOOR AREA									446.567	61.619	93.769	4
20th FLOOR AREA									446.567	61.619	93.769	4
21st FLOOR AREA									446.567	61.619	93.769	4
22nd FLOOR AREA									446.567	61.619	93.769	4
23rd FLOOR AREA									446.567	61.619	93.769	4
24th FLOOR AREA									446.567	61.619	93.769	4
25th FLOOR AREA												
TERRACE FLOOR		85.815				85.815				93.648		
MUMTY & MACHINE ROOM & O.H.TANK	23.104	62.752			23.104	62.752			37.170	69.635		
TOWER HEIGHT (M)	P+G+18				P+G+18				P+G+24			
	70.450				70.450				91.150			
TOTAL	10976.340	1227.659	2118.299	70	10975.632	1227.659	2118.299	70	11347.734	1748.370	2390.000	100

	TOWER-6				TOWER-7				TOWER-8			
	F.A.R.	15% F.A.R.	NON F.A.R.	NO. OF UNIT	F.A.R.	15% F.A.R.	NON F.A.R.	NO. OF UNIT	F.A.R.	15% F.A.R.	NON F.A.R.	NO. OF UNIT
GR.COVERAGE		662.759				662.759				662.759		
BASEMENT												
PODIUM (NON TOWER)												
ARCHITECTURAL ELEMENT AREA (NON FAR)		10.530				10.530				10.530		
PODIUM NON F.A.R. AREA (UNDER TOWER (FOR PARKING)			379.609				379.609				379.609	
PODIUM FLOOR (F.A.R.)	197.288	16.148	54.237	0	197.288	16.148	54.237	0	197.288	16.148	54.237	0
GROUND FLOOR AREA	415.674	59.967	85.300	4	415.674	59.967	85.300	4	415.674	59.967	85.300	4
1ST FLOOR AREA	446.567	61.619	93.769	4	446.567	61.619	93.769	4	446.567	61.619	93.769	4
2nd FLOOR AREA	446.567	61.619	93.769	4	446.567	61.619	93.769	4	446.567	61.619	93.769	4
3rd FLOOR AREA	446.567	61.619	93.769	4	446.567	61.619	93.769	4	446.567	61.619	93.769	4
4th FLOOR AREA	446.567	61.619	93.769	4	446.567	61.619	93.769	4	446.567	61.619	93.769	4
5th FLOOR AREA	446.567	61.619	93.769	4	446.567	61.619	93.769	4	446.567	61.619	93.769	4
6th FLOOR AREA	446.567	61.619	93.769	4	446.567	61.619	93.769	4	446.567	61.619	93.769	4
7th FLOOR AREA	446.567	61.619	93.769	4	446.567	61.619	93.769	4	446.567	61.619	93.769	4
8th FLOOR AREA	446.567	61.619	93.769	4	446.567	61.619	93.769	4	446.567	61.619	93.769	4
9th FLOOR AREA	446.567	61.619	93.769	4	446.567	61.619	93.769	4	446.567	61.619	93.769	4
10th FLOOR AREA	446.567	61.619	93.769	4	446.567	61.619	93.769	4	446.567	61.619	93.769	4
11th FLOOR AREA	446.567	61.619	93.769	4	446.567	61.619	93.769	4	446.567	61.619	93.769	4
12th FLOOR AREA	446.567	61.619	93.769	4	446.567	61.619	93.769	4	446.567	61.619	93.769	4
13th (A) FLOOR AREA	446.567	61.619	93.769	4	446.567	61.619	93.769	4	446.567	61.619	93.769	4
14th FLOOR AREA	446.567	61.619	93.769	4	446.567	61.619	93.769	4	446.567	61.619	93.769	4
15th FLOOR AREA	446.567	61.619	93.769	4	446.567	61.619	93.769	4	446.567	61.619	93.769	4
16th FLOOR AREA (REFUGE FLOOR)	446.567	76.676	93.769	4	446.567	76.676	93.769	4	446.567	76.676	93.769	4
17th FLOOR AREA (REFUGE FLOOR)	446.567	76.676	93.769	4	446.567	76.676	93.769	4	446.567	76.676	93.769	4
18th FLOOR AREA	446.567	61.619	93.769	4	446.567	61.619	93.769	4	446.567	61.619	93.769	4
19th FLOOR AREA	446.567	61.619	93.769	4	446.567	61.619	93.769	4	446.567	61.619	93.769	4
20th FLOOR AREA	446.567	61.619	93.769	4	446.567	61.619	93.769	4	446.567	61.619	93.769	4
21st FLOOR AREA	446.567	61.619	93.769	4	446.567	61.619	93.769	4	446.567	61.619	93.769	4
22nd FLOOR AREA	446.567	61.619	93.769	4	446.567	61.619	93.769	4	446.567	61.619	93.769	4
23rd FLOOR AREA	446.567	61.619	93.769	4	446.567	61.619	93.769	4	446.567	61.619	93.769	4
24th FLOOR AREA	446.567	61.619	93.769	4	446.567	61.619	93.769	4	446.567	61.619	93.769	4
25th FLOOR AREA												
TERRACE FLOOR		93.648				93.648				93.648		
MUMTY & MACHINE ROOM & O.H.TANK	37.170	69.635			37.170	69.635			37.170	69.635		
TOWER HEIGHT (M)	P+G+24				P+G+24				P+G+24			
	91.150				91.150				91.150			
TOTAL	11347.734	1748.370	2390.000	100	11347.734	1748.370	2390.000	100	11347.734	1748.370	2390.000	100

	TOWER-9				METER ROOM	GUARD ROOM	SITE PLAN FIRE STAIRCASE	COMMUNITY CENTER - 1			COMMUNITY CENTER - 2		PODIUM PARKING AREA	PODIUM	TOTAL GROUND COVERAGE	TOTAL F.A.R.	TOTAL 15% SERVICES F.A.R.	TOTAL NON F.A.R.	GRAND TOTAL	TOTAL NO. OF UNIT
	F.A.R.	15% F.A.R.	NON F.A.R.	NO. OF UNIT	F.A.R.	15% F.A.R.	15% F.A.R.	15% F.A.R.	F.A.R.	NON F.A.R.	15% F.A.R.	F.A.R.	NON F.A.R.	NON F.A.R.		SQMT	SQMT	SQMT	SQMT	
GR.COVERAGE		662.759			139.794	22.010	39.480	638.843			234.130				6877.830					
BASEMENT																	12669.151	24340.401	26240.552	
PODIUM (NON TOWER)														12669.151			12669.151	12669.151		
ARCHITECTURAL ELEMENT AREA (NON FAR)		111.918																168.798	168.798	
PODIUM NON F.A.R. AREA (UNDER TOWER (FOR PARKING)			1392.177							353.569			4318.081					4318.081	4318.081	
PODIUM FLOOR (F.A.R.)	197.288	16.148	54.237	0	139.794	22.010	39.480		261.206	18.520	236.130	8.000					637.939	337.914	1411.668	0
GROUND FLOOR AREA	415.674	59.967	85.300	4					1103.469		140.591	609.182					2859.355	563.935	5753.934	35
1ST FLOOR AREA	446.567	61.619	93.769	4					993.330								4331.353	561.619	5403.898	39
2nd FLOOR AREA	446.567	61.619	93.769	4													3577.107	734.309	4772.365	46
3rd FLOOR AREA	446.567	61.619	93.769	4													4146.013	852.911	5413.654	54
4th FLOOR AREA	446.567	61.619	93.769	4													4146.013	852.911	5413.654	54
5th FLOOR AREA	446.567	61.619	93.769	4													4146.013	852.911	5413.654	54
6th FLOOR AREA	446.567	61.619	93.769	4													4146.013	852.911	5413.654	54
7th FLOOR AREA	446.567	61.619	93.769	4													4146.013	852.911	5413.654	54
8th FLOOR AREA	446.567	61.619	93.769	4													4146.013	852.911	5413.654	54
9th FLOOR AREA	446.567	61.619	93.769	4													4146.013	852.911	5413.654	54
10th FLOOR AREA	446.567	61.619	93.769	4													4146.013	852.911	5413.654	54
11th FLOOR AREA	446.567	61.619	93.769	4													4146.013	852.911	5413.654	54
12th FLOOR AREA	446.567	61.619	93.769	4													4146.013	852.911	5413.654	54
13th (A) FLOOR AREA	446.567	61.619	93.769	4													4146.013	852.911	5413.654	54
14th FLOOR AREA	446.567	61.619	93.769	4													4146.013	852.911	5413.654	54
15th FLOOR AREA	446.567	61.619	93.769	4													4146.013	852.911	5413.654	54
16th FLOOR AREA (REFUGE FLOOR)	446.567	76.676	93.769	4													4146.013	884.000	5583.013	54
17th FLOOR AREA (REFUGE FLOOR)	446.567	76.676	93.769	4													4146.013	884.031	5512.954	54
18th FLOOR AREA	446.567	61.619	93.769	4													4146.013	884.031	5413.654	54
19th FLOOR AREA	446.567	61.619	93.769	4													2920.478	306.183	615.707	38
20th FLOOR AREA	446.567	61.619	93.769	4													2920.478	306.183	615.707	38
21st FLOOR AREA	446.567	61.619	93.769	4													2920.478	306.183	615.707	38
22nd FLOOR AREA	446.567	61.619	93.769	4													2920.478	306.183	615.707	38
23rd FLOOR AREA	446.567	61.619	93.769	4													2920.478	306.183	615.707	38
24th FLOOR AREA	446.567	61.619	93.769	4													2920.478	306.183	615.707	38
25th FLOOR AREA																	1134.211	129.766	240.630	30
TERRACE FLOOR		93.648															0.000	678.615	0.000	0
MUMTY & MACHINE ROOM & O.H.TANK	37.170	69.635															181.326	594.698	0.000	776.024	0
TOWER HEIGHT (M)	P+G+24				G	G	G	P+G+1			P+G									
	91.150				90.700															
TOTAL	28920.953	2035.385	6084.090	749	139.794	22.010	39.480	2358.006		18.520	376.721	609.182	4318.081	12669.151	6877.830	99370.842	13822.545	61295.627	174589.023	1289

APPROVED
Vide Letter No. WEA/SL/NOC/2024/1000/1000 Dated 11-10-24
Valid Upto Date 5-10-2027
Managing Director
Director
Designated Architect & Verified by
Registered Engineer

AREA STATEMENT (F.A.R. 3.0 + 0.15 = 3.150)

PLOT AREA			32273.000	SQMT
PERMISSIBLE F.A.R			3	
PERMISSIBLE F.A.R AREA (A) =	32273.000	X	3	
=			96819.000	SQMT
Green Building FAR (5% Extra on permissible FAR) (B)	96819.000	X	0.05	
			4840.950	SQMT
TOTAL F.A.R. AREA (A + B)			**101659.950**	**SQMT**
PROPOSED F.A.R. AREA			**99370.842**	SQMT
BALANCE F.A.R. AREA		=	**2289.108**	SQMT
PERMISSIBLE 15 % SERVICES AREA		15%	14522.850	**SQMT**
PROPOSED 15 % SERVICES AREA			**13822.545**	SQMT
BALANCE 15 % SERVICES AREA		=	**700.305**	SQMT
PERMISSIBLE GROUND COVERAGE =	**35% OF PLOT AREA**			
=	35/100	X	32273	SQMT
=			**11295.55**	**SQMT**
PROPOSED GROUND COVERAGE =	**21.311**	%	**6877.83**	**SQMT**
BALANCE GROUND COVERAGE AREA	**13.689**	%	**4417.72**	**SQMT**
OPEN AREA =	PLOT AREA - PROPOSED GROUND COVERAGE			
=	32273	-	6877.83	SQMT
=			**25395.17**	SQMT
AS PER MASTER LAYOUT PERMISSIBLE DENSITY			**1456**	**UNITS**
POPULATION =	1456	X	4.5	
=			**6552**	Population
TOTAL NO OF UNITS PROPOSED =			**1289**	UNITS
POPULATION =	1289	X	4.5	
=			**5800.5**	Population
BALANCE DENSITY			167	UNITS
UNITS FOR FUTURE DEVELOPMENT			168	UNITS
NO. OF PARKING REQUIRED =	1ECS/PARKING SPACE PER 100 SQ.M OF PERMISSIBLE F.A.R AREA			
=	101659.950	**/ 100**	**1017**	NOS.
PROPOSED NO. OF PARKING =			**1295**	NOS.
LANDSCAPE AREA REQUIRED =	50% OF (OPEN AREA-FUTURE DEVELOPMENT)			
=	0.5	X	23583.23	SQMT
=			**11791.62**	SQMT
PROPOSED LANDSCAPE AREA			**11866.602**	**SQMT**
NOS. OF TREES REQUIRED =	1 TREE PER 100 SQMT OF OPEN AREA			
=	23583.23	/	100.00	NOS.
=			**235.83**	NOS.
NOS . OF TREES PROVIDED			**242**	NOS.
PROPOSED BASEMENT AREA (15% AREA + NON F.A.R AREA)			**26240.552**	SQMT
PROPOSED PODIUM AREA UNDER TOWER (NON F.A.R AREA)			**4318.081**	SQMT
PROPOSED PODIUM AREA NON TOWER (NON F.A.R AREA)			**12669.151**	SQMT

TOTAL F.A.R AREA , 15 % SERVICES AREA, PODIUM AREA ,GROUND COVERAGE & NON F.A.R AREA DETAILS

TOWERS	F.A.R AREA	15% SERVICES AREA	NON F.A.R BALCONY AREA	NON F.A.R PODIUM AREA (UNDER TOWER)	ARCHITECTURAL ELEMENT AREA (NON FAR)	NON F.A.R AREA PODIUM (NON TOWER)	BASEMENT NON F.A.R.	GROUND COVERAGE	NO.OF FLOOR	NO.OF UNITS
TOWER - 1	10976.340	1227.659	2118.299	522.857	7.380			812.604	P+G+18	70
TOWER - 2	10975.632	1227.659	2118.299	531.043	7.380			820.082	P+G+18	70
TOWER - 5	11347.734	1748.370	2390.000	379.609	10.530			662.759	P+G+24	100
TOWER - 6	11347.734	1748.370	2390.000	379.609	10.530			662.759	P+G+24	100
TOWER - 7	11347.734	1748.370	2390.000	379.609	10.530			662.759	P+G+24	100
TOWER - 8	11347.734	1748.370	2390.000	379.609	10.530			662.759	P+G+24	100
TOWER - 9	28920.953	2035.385	6084.090	1392.177	111.918			1517.851	P+G+25	749
COMMUNITY CENTER-1	2358.006	0.000	18.520	353.569				638.843	P+G+1	
COMMUNITY CENTER-2	609.182	376.721						236.130	P+G	
METER ROOM	139.794							139.794	G	
GUARD ROOM		22.010						22.010	G	
SITE PLAN FIRE STAIRCASE		39.480						39.480	G	
BASEMENT		1900.151					24340.401			
PODIUM NON TOWER						12669.151				
GRAND TOTAL	**99370.842**	**13822.545**	**19899.206**	**4318.081**	**168.798**	**12669.151**	**24340.401**	**6877.830**		**1289**
TOTAL BUILT-UP AREA FOR FEE CALCULATION				**174589.023**						

LANDSCAPE AREA CALCULATION

PLOT AREA			32273.000	SQMT
PROPOSED GROUND COVERAGE =			**6877.830**	SQMT
OPEN AREA =	PLOT AREA	-	PROPOSED GROUND COVERAGE	SQMT
=	32273	-	6877.830	
=			25395.17	SQMT
OPEN AREA =	OPEN AREA	-	FUTURE DEVELOPMENT	SQMT
=	25395.17	-	1811.940	SQMT
NET OPEN AREA =			23583.23	SQMT
MINIMUM LANDSCAPE AREA REQUIRED =	50	% OF OPEN AREA		
	0.5	X	23583.23	SQMT
=			11791.615	SQMT
PROPOSED LANDSCAPE AREA =			11866.602	SQMT
NOS. OF TREES REQUIRED =	1 TREE PER 100 SQM OF OPEN AREA			
=	23583.23	/	100.00	SQMT
=			235.83	SQMT
NOS . OF TREES PROVIDED			**242**	NOS.
50 % TREES IS EVER GREEN			121	NOS.

PARKING AREA CALCULATION

No.OF PARKING REQUIRED				
RESIDENTIAL REQUIRED PARKING	=	101659.95	\	100
1ECS PER 100 SQMT OF PERMISSIBLE F.A.R AREA	=	**1016.600**		
TOTAL PARKING REQUIRED (X)	=	1017		say
PROPOSED PARKING IN PODIUM UNDER TOWER (A)	=	4318.081	\	30
		143.936		
	=	144		say
PROPOSED PARKING IN PODIUM NON TOWER (B)	=	12669.151	\	30
		422.305		
	=	422		say
PROPOSED PARKING IN BASEMENT (C)	=	21874.013	\	30
		729.134		
	=	729		say
TOTAL PARKING PROPOSED = (A+ B + C)	=	1295		ECS
PROPOSED VISITOR PARKING (5% OF TOTAL UNITS)		65		ECS
CAR PARKING AS MARKED IN BASEMENT (D)		593		NOS.
CAR PARKING AS MARKED IN PODIUM (T + NT) (E)		486		NOS.
TOTAL CAR PARKING NOS.= (D+E)		1079		NOS.

AREA STATEMENT FOR 15 % FAR AREA

PLOT AREA		32273.000		SQMT
PERMISSIBLE F.A.R			3	
PERMISSIBLE F.A.R AREA =	32,273.000	X	3	SQMT
=			96819.000	SQMT
PERMISSIBLE 15 % F.A.R AREA =	0.150	X	96819.000	SQMT
=			**14522.850**	SQMT
PROPOSED 15% F.A.R AREA =			13822.545	SQMT
BALANCE 15% SERVICES F.A.R AREA			700.305	SQMT

BUILTUP AREA STATEMENT (FOR FEE CALCULATION)

PROPOSED F.A.R AREA	99370.842	SQMT
15% SERVICES F.A.R AREA	13822.545	SQMT
ARCHITECTURAL ELEMENT AREA (NON FAR)	168.798	SQMT
BASEMENT AREA	24340.401	SQMT
PODIUM AREA NON TOWER	12669.151	SQMT
PODIUM AREA UNDER TOWER	4318.081	SQMT
BALCONY NON F.A.R AREA	19899.206	SQMT
TOTAL BUILT-UP AREA FOR FEE CALCULATION =	**174589.023**	SQMT

OWNER SIGN
THREE C HOMES PVT. LTD.
Authorised Signatory

ARCHITECT SIGN

OWNER

M/S THREE C HOMES PVT. LTD.

SUBMISSION DRAWING

KEY PLAN

PROJECT

PROPOSED GROUP HOUSING AT PLOT NO. GH-01 IN PLOT NO. TS - 01, SECTOR 22-A, YAMUNA EXPRESSWAY, (U.P.) FOR M/S THREE C HOMES PVT. LTD.

DATE	PROJECT INCH.	CHECKED BY
25 - 10 - 2024	BALRAJ SINGH	BIPIN CHAND
SCALE	DEALT BY	APPROVED BY
1:500	SHANKY GARG	VISHAL SHARMA

DRAWING TITLE

AREA STATEMENT

ARCHITECTS

Confluence
NEW DELHI , INDIA

F-1, FIRST FLOOR, MIRA CORPORATE SUITES, ISHWAR NAGAR, NEW DELHI 110065
Ph- +91-11-26923684 ccs@inconfluence.com
Ph- +91-11-45564768 www.inconfluence.com
architecture urban design interiors hospitality
Member of IGBC ISO - 9001 : 2000

DRAWING NO. S-01

REVISION

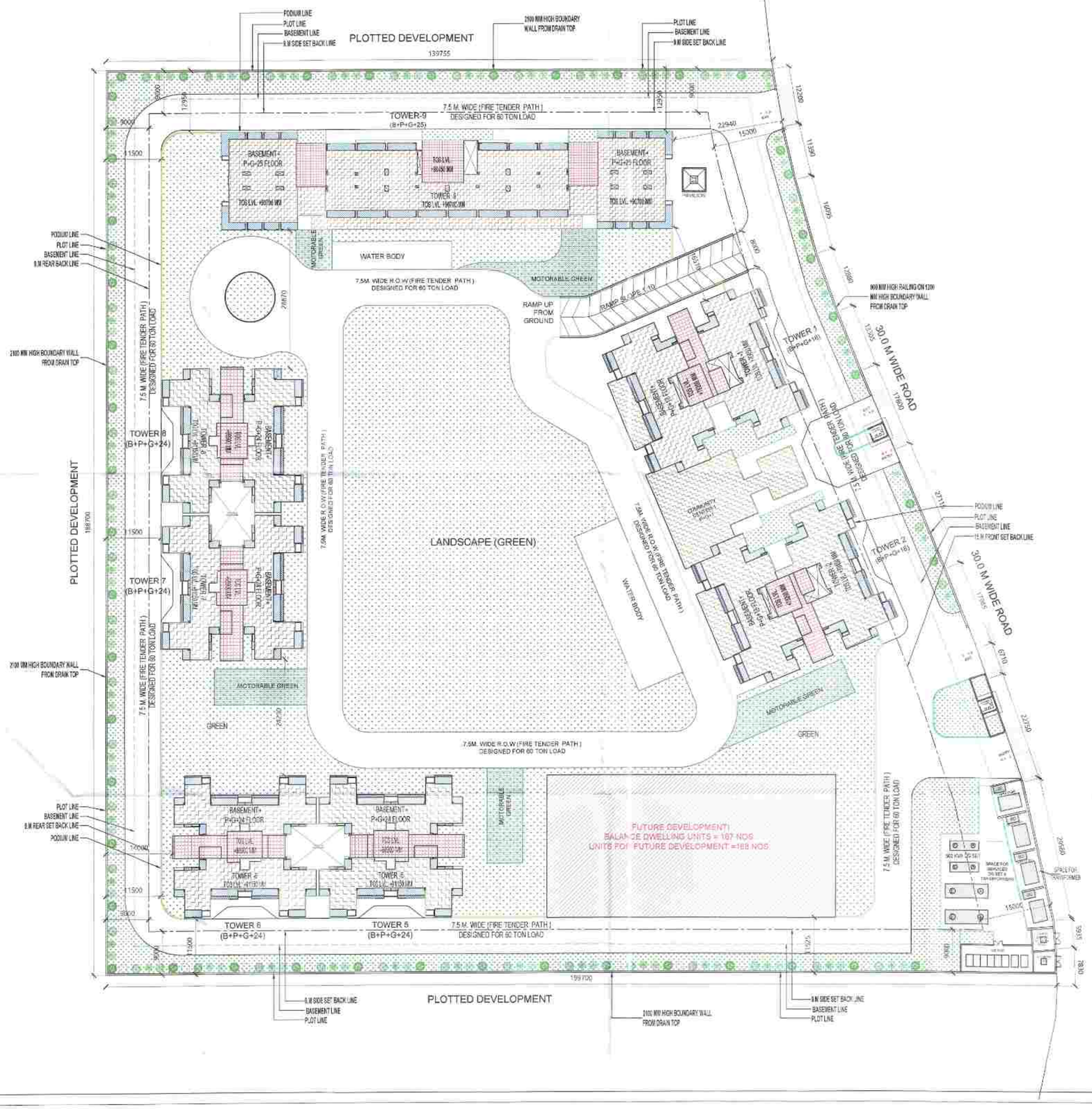

OWNER SIGN	ARCHITECT SIGN
THREE C HOMES PVT. LTD. Authorised Signatory	

TOWN PLANNER SIGN

Yamuna Expressway Industrial Development Authority
APPROVED
Vide Letter No. YEA/PLN/2024/82/175 Date 11-12-2024
Valid Upto Date 5 years
Manager (Plan)
Drawing Approved by Yamuna Expressway Industrial Development Authority
Dy. Manager (Plng. & Arch.)
Ms. Neeta Srivastava
Asstt. M. Planning
(Urban Planning)
Enrolment No. - 027 2014
Mob.- 9291002164

NOTE:- 13TH FLOOR IS OMITTED AND MARKED AS 12TH (A) FLOOR

OWNER

M/S THREE C HOMES PVT. LTD.

SUBMISSION DRAWING

KEY PLAN

PROJECT

PROPOSED GROUP HOUSING AT PLOT NO. GH-01 IN PLOT NO. TS - 01, SECTOR 22-A, YAMUNA EXPRESSWAY, (U.P.) FOR M/S THREE C HOMES PVT. LTD.

DATE	PROJECT INCH	CHECKED BY
25 - 10 -2024	BALRAJ SINGH	BIPIN CHAND
SCALE	DEALT BY	APPROVED BY
1:500	SHANKY GARG	VISHAL SHARMA

DRAWING TITLE

SITE PLAN

TERRACE LEVEL PLAN

ARCHITECTS

Confluence
NEW DELHI , INDIA
F- FIRST FLOOR, MIRA CORPORATE SUITES, ISHWAR NAGAR, NEW DELHI 110065
Ph- +91-11-26925684 ices@inconfluence.com Member of IGBC
Ph- +91-11-40564108 www.inconfluence.com ISO - 9001 : 2000
architecture urban design hospitality interiors

DRAWING NO.	REVISION
S-02	

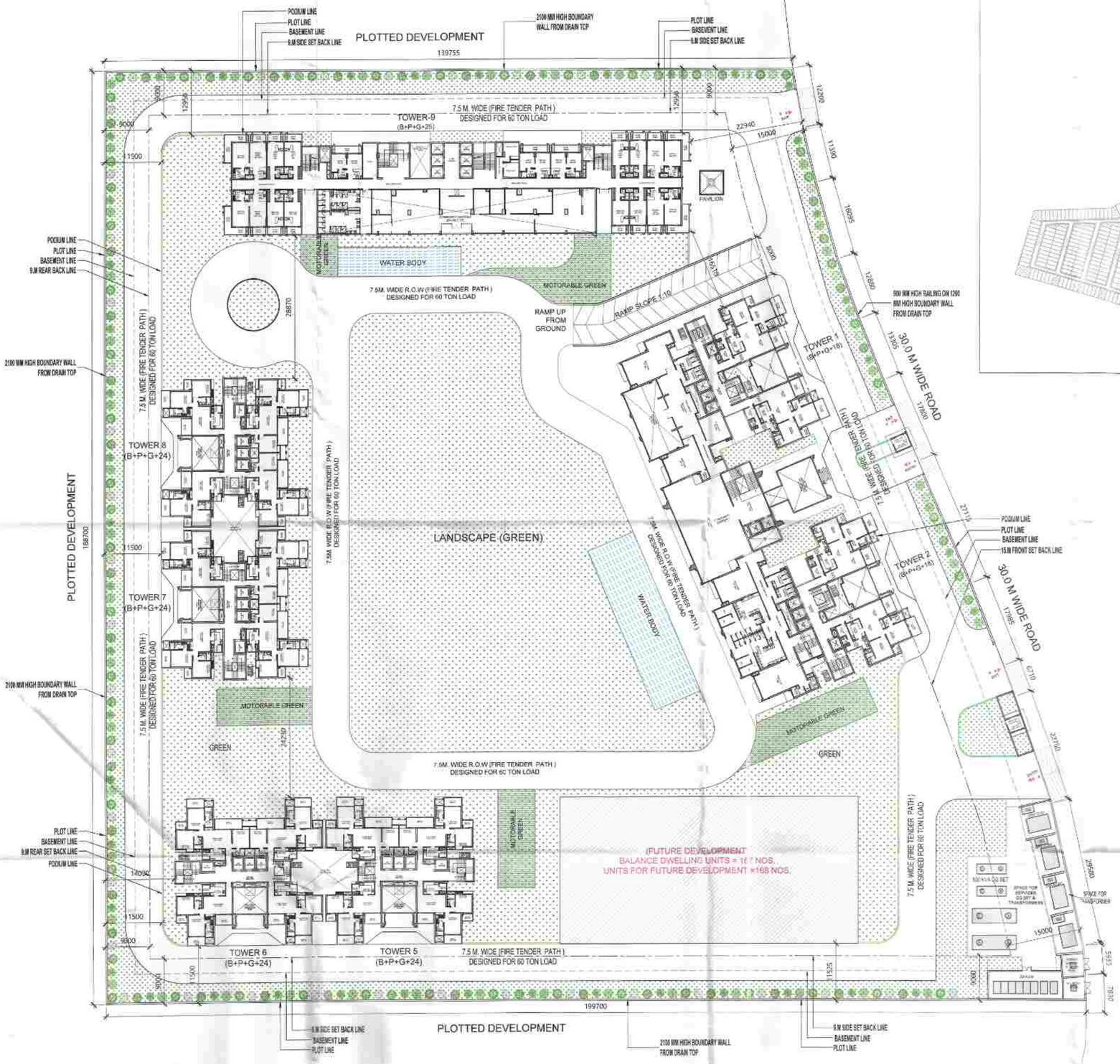

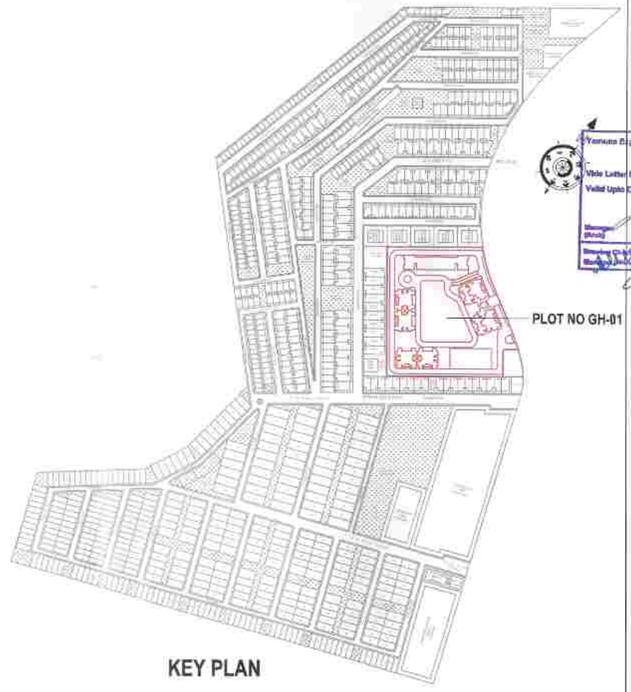

KEY PLAN

OWNER SIGN

THREE C HOMES PVT. LTD.
Authorised Signatory

ARCHITECT SIGN

TOWN PLANNER SIGN

Yamuna Expressway Industrial Development Authority
APPROVED
Vide Letter No. YEA/UNO/2831/15 Date 19/10/2015
Valid Upto Date 5/4/25
Shri Shrivastava
Sr. Town Planner (HQ)
Sr. Manager (Ping. & Arch)

NOTE:- 13TH FLOOR IS OMITTED AND MARKED AS 12TH (A) FLOOR

OWNER

M/S THREE C HOMES PVT. LTD.

SUBMISSION DRAWING

KEY PLAN

PROJECT

PROPOSED GROUP HOUSING AT PLOT NO. GH-01 IN PLOT NO. TS - 01, SECTOR 22-A, YAMUNA EXPRESSWAY, (U.P.) FOR M/S THREE C HOMES PVT. LTD.

DATE	PROJECT INCH.	CHECKED BY
25 - 10 -2024	BALRAJ SINGH	BIPIN CHAND
SCALE	DEALT BY	APPROVED BY
1:500	SHANKY GARG	VISHAL SHARMA

DRAWING TITLE

SITE PLAN

GROUND LEVEL PLAN

ARCHITECTS

Confluence
NEW DELHI , INDIA

F-1, FIRST FLOOR, MIRA CORPORATE SUITES, ISHWAR NAGAR, NEW DELHI 110065

Ph- +91-11-26925684 cos@inconfluence.com
Ph- +91-11-40564766 www.inconfluence.com
Member of IGBC
ISO - 9001 : 2000
architecture urban design hospitality interiors

DRAWING NO.
S-03

REVISION

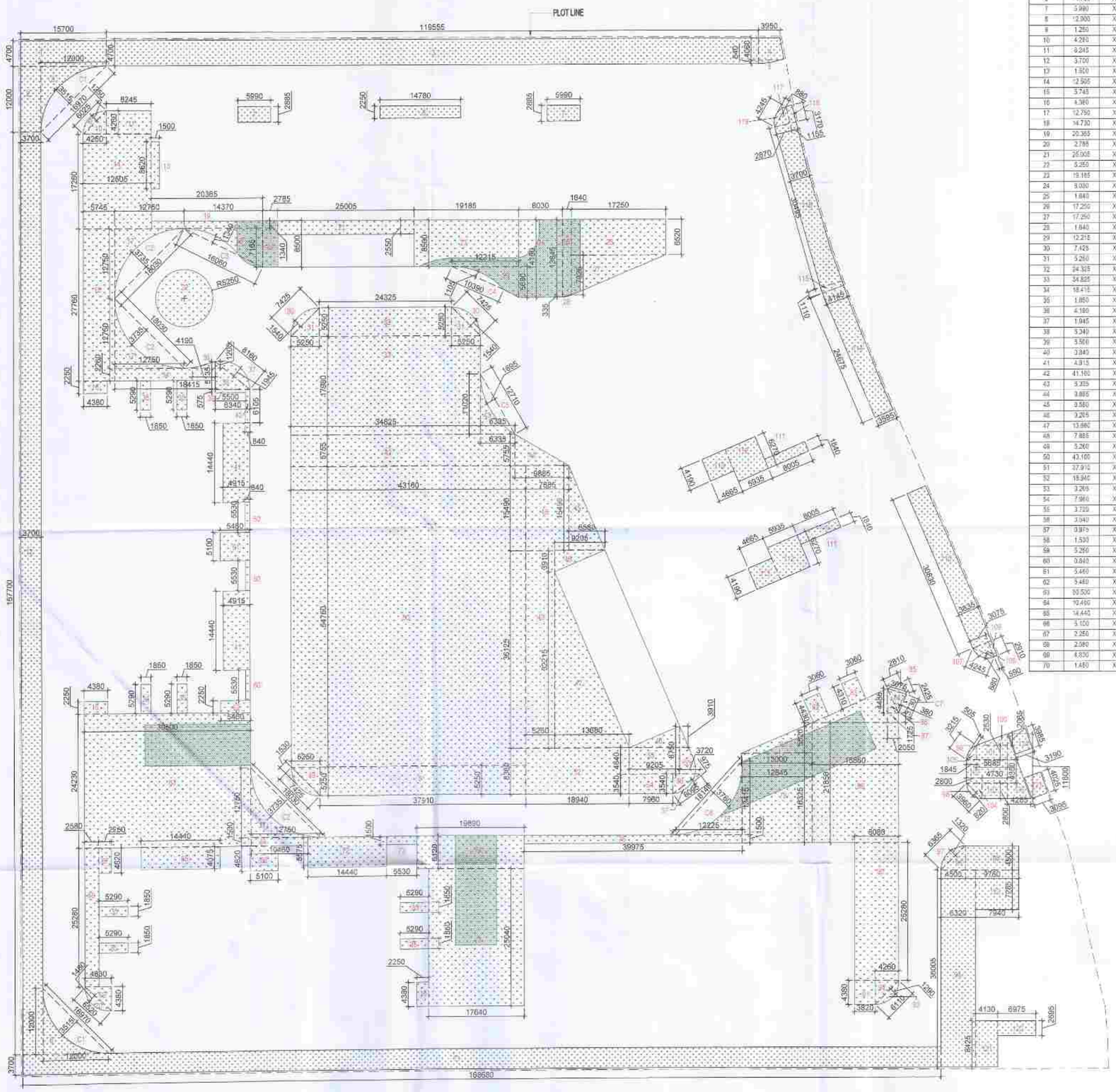
PLOT LINE
119555
168680
157700
39975
37910
18940
7980
43160
34825
24325
25005
19186
17250
20365
14370
12760
12605
14780
17640
13680
12215
10390
9205
8245
5990
3950
3700
2250
1500
1850
4380
5290
4915
5480
5530
6105
6340
6395
6335
6250
5250
5950
5995
6080
6620
6680
6865
7885
7710
7020
6765
6760
6580

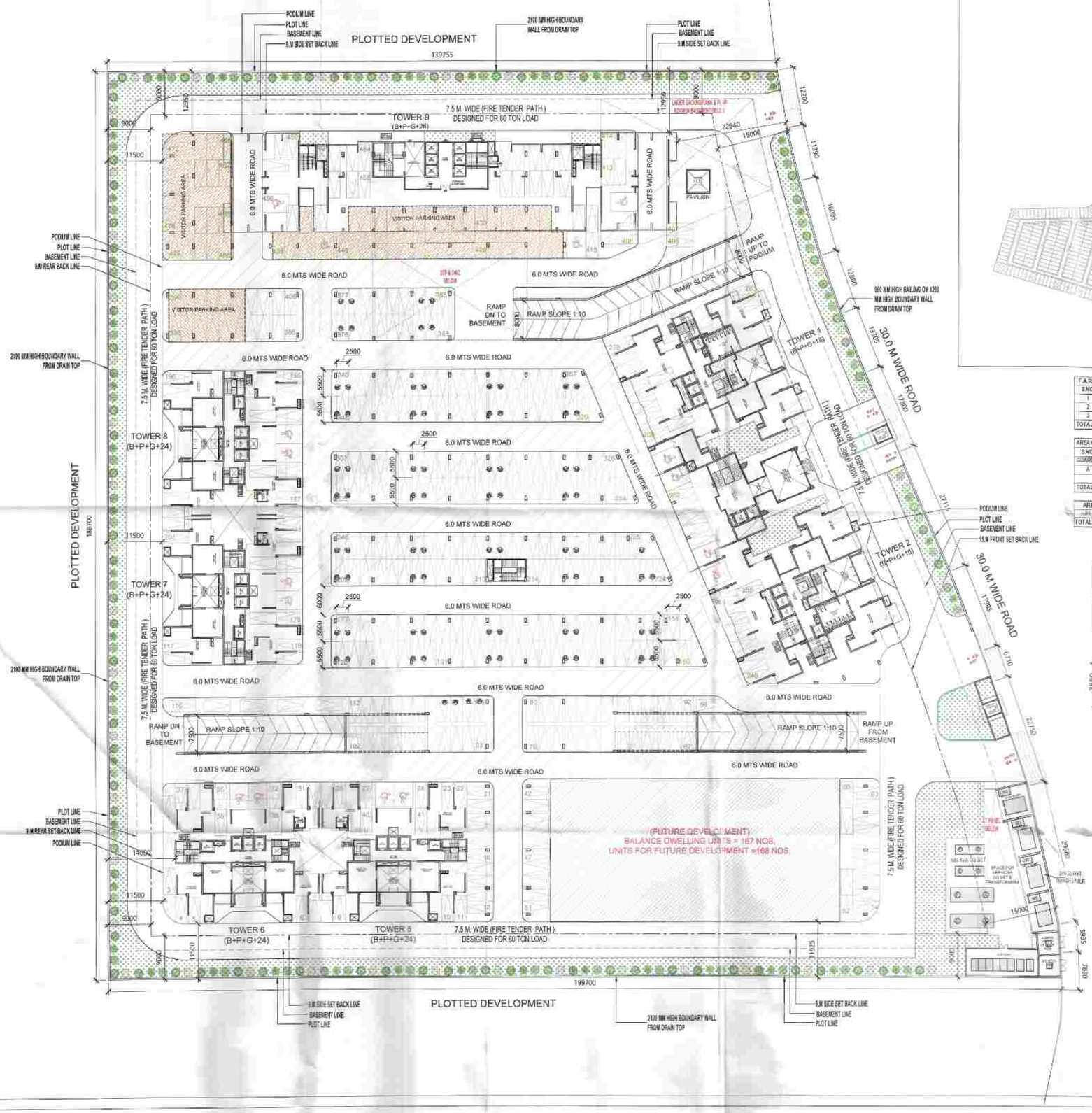

KEY PLAN

F.A.R. COVERED AREA CALCULATION FOR METER ROOM							
S.NO.							AREA (SQMT)
1	16.025	X	5.030			=	80.631
2	5.030	X	3.430			=	32.343
3	5.030	X	3.365			=	16.851
TOTAL METER ROOM FAR AREA						=	139.794

AREA CALCULATION TOWARDS 15% SERVICES AREA AT GUARD ROOM							
S.NO.	PARTICULARS						AREA (SQMT)
GUARD ROOM							
A	3.050	X	3.100	X	2	=	22.010
TOTAL GUARD ROOM AREA						=	22.010

AREA CALCULATION TOWARDS 15% SERVICES AREA OF FIRE STAIRCASE							
[illegible]	9.400	X	4.700			=	39.480
TOTAL AREA						=	39.480

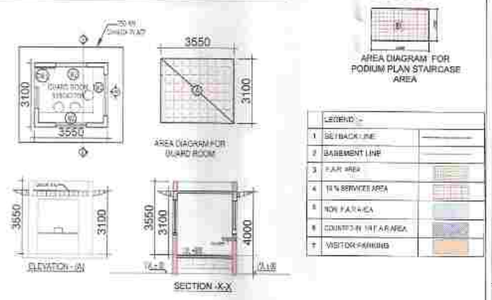

AREA DIAGRAM FOR PODIUM PLAN STAIRCASE AREA

LEGEND :-	
1	SETBACK LINE
2	BASEMENT LINE
3	F.A.R. AREA
4	15 % SERVICES AREA
5	NON F.A.R. AREA
6	COVERED IN FAR AREA
7	VISITOR PARKING

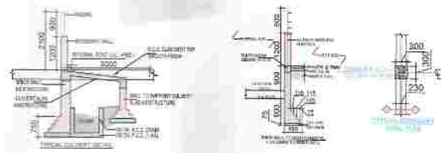

OWNER SIGN

THREE C HOMES PVT. LTD.
Authorised Signatory

ARCHITECT SIGN

Yamuna Expressway Industrial Development Authority
APPROVED
Vide Letter No. YEA/PLAN/2-23/17 Date 11-12-2018
Valid Upto Date 5-1-2022
Manager Plans
Sen. Manager (Plng. & Arch)
Plans Checked & Verified by

NOTE:- 13TH FLOOR IS OMITTED AND MARKED AS 12TH (A) FLOOR

OWNER

M/S THREE C HOMES PVT. LTD.

SUBMISSION DRAWING

KEY PLAN

PROJECT

PROPOSED GROUP HOUSING AT PLOT NO. GH-01 IN PLOT NO. TS - 01, SECTOR 22-A, YAMUNA EXPRESSWAY, (U.P.) FOR M/S THREE C HOMES PVT. LTD.

DATE	PROJECT INCH.	CHECKED BY
25 - 10 -2024	BALRAJ SINGH	BIPIN CHAND
SCALE	DEALT BY	APPROVED BY
1:500	SHANKY GARG	VISHAL SHARMA

DRAWING TITLE

SITE PLAN

PODIUM LEVEL PLAN

ARCHITECTS

Confluence
NEW DELHI , INDIA
F-1, FIRST FLOOR, MIRA CORPORATE SUITES, ISHWAR NAGAR, NEW DELHI 110000
Ph- +91-11-26926884 cos@inconfluence.com Member of IGBC
Ph- +91-11-40564788 www.inconfluence.com ISO - 9001 : 2000
architecture urban design hospitality interiors

DRAWING NO.
S-05

REVISION

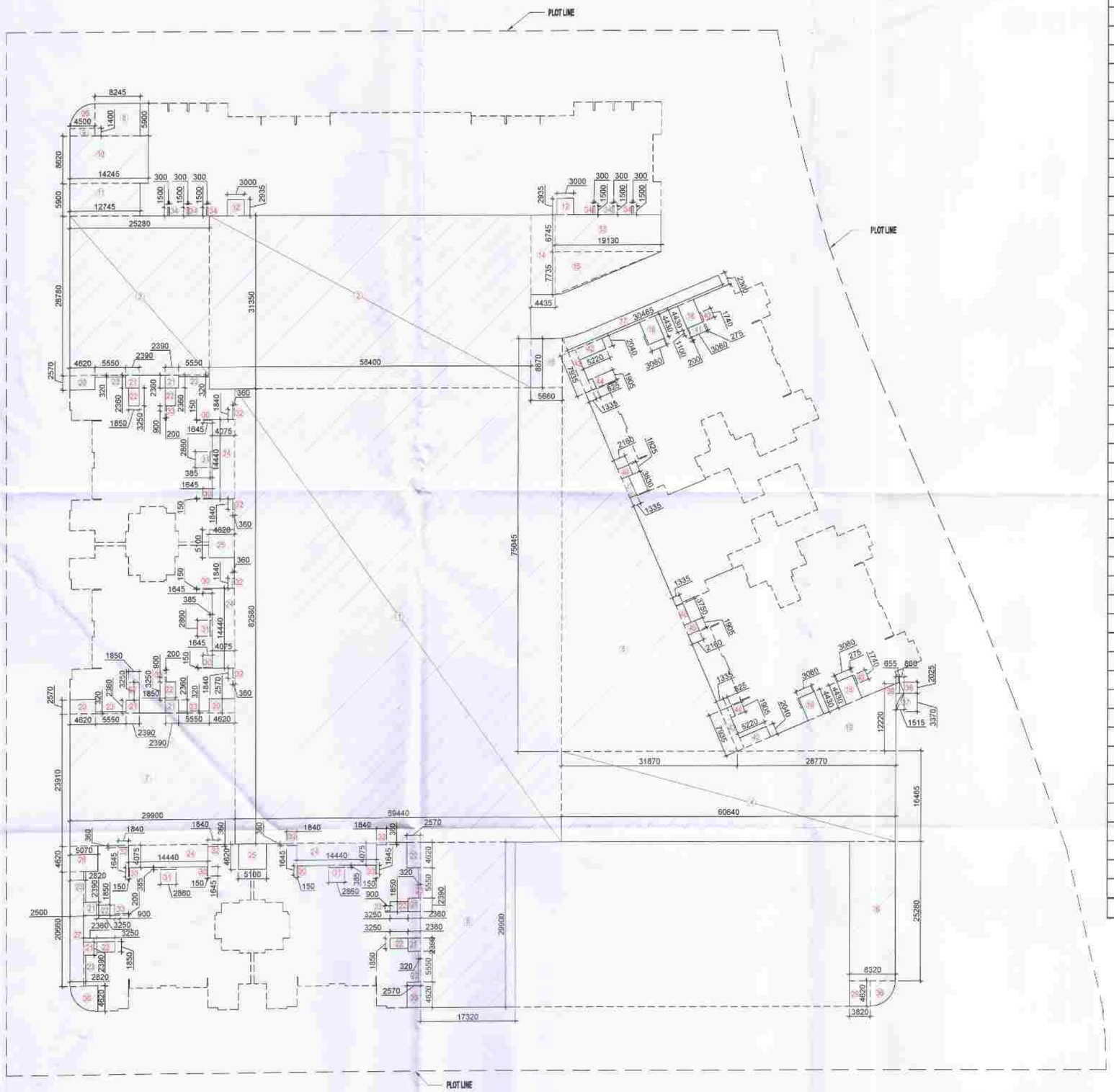

COVERED AREA CALCULATION FOR PODIUM							
S.NO.	PARTICULARS					AREA (SQMT)	
1	59.440	X	82.580			=	4908.555
2	58.400	X	31.350			=	1830.840
3	25.280	X	28.780			=	727.558
4	60.640	X	16.465			=	998.438
5	31.870	X	75.045	X	0.5	=	1195.842
6	17.320	X	29.900			=	517.868
7	29.900	X	23.910			=	714.909
8	8.245	X	5.900			=	48.646
9	4.500	X	1.400			=	6.300
10	14.245	X	8.620			=	122.792
11	12.745	X	5.900			=	75.196
12	3.000	X	2.935	X	2.0	=	17.610
13	19.130	X	6.745			=	129.032
14	4.435	X	14.480			=	64.219
15	19.130	X	7.735	X	0.5	=	73.985
16	5.660	X	8.870			=	50.204
17	30.465	X	2.300			=	70.070
18	3.060	X	4.430	X	4.0	=	54.223
19	28.770	X	12.220	X	0.5	=	175.785
20	4.620	X	2.570	X	5.0	=	59.367
21	2.390	X	2.360	X	8.0	=	45.123
22	1.850	X	3.250	X	8.0	=	48.100
23	5.550	X	0.320	X	8.0	=	14.208
24	14.440	X	4.075	X	4.0	=	235.372
25	5.100	X	4.620	X	2.0	=	47.124
26	5.070	X	4.620			=	23.423
27	2.500	X	20.660			=	51.650
28	8.320	X	25.280			=	210.330
29	3.820	X	4.620			=	17.648
30	1.645	X	0.150	X	8.0	=	1.974
31	0.385	X	2.860	X	4.0	=	4.404
32	0.360	X	1.840	X	8.0	=	5.299
33	0.200	X	0.900	X	4.0	=	0.720
34	0.300	X	1.500	X	6.0	=	2.700
35	0.785	X	20.250			=	15.896
36	0.785	X	21.344	X	2.0	=	33.510
37	1.515	X	3.370	X	0.5	=	2.553
38	0.860	X	2.025	X	0.5	=	0.871
39	0.655	X	2.025			=	1.326
40	0.275	X	1.740	X	2.0	=	0.957
41	0.655	0.2	1.100			=	0.721
42	5.220	0.2	2.040	X	2.0	=	21.298
43	1.335	0.2	7.935	X	2.0	=	21.186
44	0.825	0.2	1.905	X	2.0	=	3.143
45	2.160	0.2	1.905			=	4.115
46	1.335	0.2	3.750			=	5.006
47	1.335	0.2	3.830			=	5.113
48	2.160	0.2	1.825			=	3.942
TOTAL PODIUM AREA = (A)						=	12669.151

PARKING AREA CALCULATION FOR PODIUM

PODIUM AREA = 12669.151 SQMT
PROPOSED CAR PARKING = 12669.151 / 30 = 422.30 = (SAY) 422 ECS

OWNER SIGN

ARCHITECT SIGN

THREE C HOMES PVT. LTD.
Authorised Signatory

Valid up to ... Development Authority
Vide Letter No. D 733/28 Dated 11-10-24
Valid Upto 30-10-25

Manager (Arch)
Sr. Manager (Plng. & Arch)
Director

NOTE:- 13TH FLOOR IS OMITTED AND MARKED AS 12TH (A) FLOOR

OWNER

M/S THREE C HOMES PVT. LTD.

SUBMISSION DRAWING

KEY PLAN

PROJECT

PROPOSED GROUP HOUSING AT PLOT NO. GH-01 IN PLOT NO. TS - 01, SECTOR 22-A, YAMUNA EXPRESSWAY, (U.P.) FOR M/S THREE C HOMES PVT. LTD.

DATE	PROJECT INCH.	CHECKED BY
25 - 10 -2024	BALRAJ SINGH	BIPIN CHAND
SCALE	DEALT BY	APPROVED BY
1:500	SHANKY GARG	VISHAL SHARMA

DRAWING TITLE

SITE PLAN

AREA DIAGRAM FOR PODIUM

ARCHITECTS

Confluence
NEW DELHI , INDIA
F-1, FIRST FLOOR, MIRA CORPORATE SUITES, ISHWAR NAGAR, NEW DELHI 110065
Ph- +91-11-26926664 cce@inconfluence.com
Ph- +91-11-40864768 www.inconfluence.com
Member of IGBC
ISO - 9001 : 2000
architecture urban design hospitality interiors

DRAWING NO. S-06

REVISION

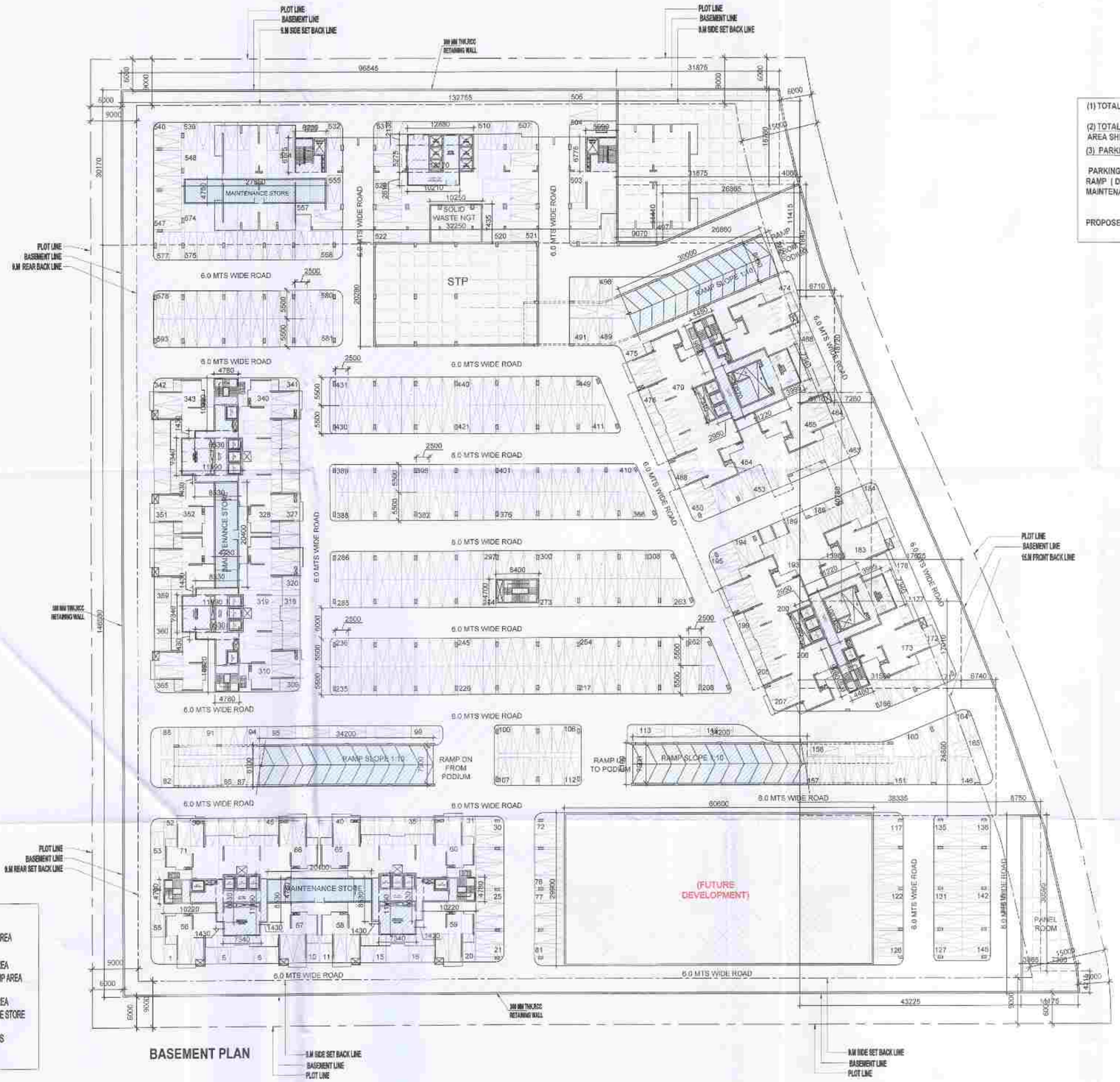

BASEMENT PLAN

LEGEND :-

- BASEMENT AREA
- NON. FAR. AREA LOBBY & RAMP AREA
- NON. FAR. AREA MAINTENANCE STORE
- 15% SERVICES AREA

(1) TOTAL PROPOSED BASEMENT AREA (C) = 26240.552 SQMT

(2) TOTAL PROPOSED 15% SERVICES AREA FOR BASEMENT F = 1900.151 SQMT (REFER AREA SHEET)

(3) PARKING AREA CALCULATION IN BASEMENT PLAN

PARKING AREA IN BASEMENT = TOTAL BASEMENT AREA (C) - ((NON F.A.R AREA RAMP (D) + NON FAR AREA LOBBY (E) + 15 % SERVICES AREA (F) + NON F.A.R MAINTENANCE STORE (G))

=26240.552 - (812.04 + 1326.201 + 1900.151 + 328.147)

= 26240.552 - 4366.539 = 21874.013 SQMT

PROPOSED CAR PARKING = 21874.013 / 30 SQMT= 729.13 = 729 (SAY) ECS

NOTE:- 13TH FLOOR IS OMITTED AND MARKED AS 12TH (A) FLOOR

OWNER SIGN

THREE C HOMES PVT. LTD.

Authorised Signatory

ARCHITECT SIGN

Yamuna Expressway Industrial Development Authority

APPROVED

Valid Upto 11-12-2027

Manager (Plan)

Dy. Manager (Plan)

Dy. Manager (Plng. & Arch)

OWNER

M/S THREE C HOMES PVT. LTD.

SUBMISSION DRAWING

KEY PLAN

PROJECT

PROPOSED GROUP HOUSING AT PLOT NO. GH-01 IN PLOT NO. TS - 01, SECTOR 22-A, YAMUNA EXPRESSWAY, (U.P.) FOR M/S THREE C HOMES PVT. LTD.

DATE	PROJECT INCH.	CHECKED BY
25 - 10 -2024	BALRAJ SINGH	BIPIN CHAND
SCALE	DEALT BY	APPROVED BY
1:500	SHANKY GARG	VISHAL SHARMA

DRAWING TITLE

BASEMENT PLAN

ARCHITECTS

Confluence

NEW DELHI , INDIA

F-1, FIRST FLOOR, NIRA CORPORATE SUITES, ISHWAR NAGAR, NEW DELHI 110065

Ph- +91-11-26925684 cos@inconfluence.com
Ph- +91-11-40554766 www.inconfluence.com
architecture urban design hospitality

Member of IGBC
ISO - 9001 : 2000
Interiors

DRAWING NO. S-07

REVISION

(1) TOTAL PROPOSED BASEMENT AREA (C) = 26240.552 SQMT

(2) TOTAL PROPOSED 15% SERVICES AREA FOR BASEMENT F = 1900.151 SQMT (REFER AREA SHEET)

(3) PARKING AREA CALCULATION IN BASEMENT PLAN

PARKING AREA IN BASEMENT = TOTAL BASEMENT AREA (C) - {(NON F.A.R AREA RAMP (D) + NON FAR AREA LOBBY (E) + 15 % SERVICES AREA (F) + NON F.A.R MAINTENANCE STORE (G) }

=26240.552 - (812.04 + 1328.201 + 1900.151 + 328.147)

= 26240.552 - 4368.539 = 21874.013 SQMT

PROPOSED CAR PARKING = 21874.013 / 30 SQMT= 729.13 = 729 (SAY) ECS

BASEMENT AREA (C)				26240.552
TOTAL AREA (C)			=	26240.552
Subtraction				
AREA OF RAMP IN BASEMENT (D)			=	812.040
NON-F.A.R AREA LOBBY IN BASEMENT (E)			=	1326.201
15 % ADDITIONAL F.A.R IN BASEMENT (F)			=	1900.151
NON F.A.R AREA IN MAINTENANCE STORE (G)			=	328.147
TOTAL AREA (H)			=	4366.539
TOTAL PARKING AREA = J = C-H			=	21874.013

TOTAL BASEMENT AREA - C	=	26240.552	SQMT
Subtraction			
15 % SERVICES F.A.R AREA (F)	=	1900.151	SQMT
TOTAL BASEMENT NON F.A.R AREA = K	=	24340.401	SQMT

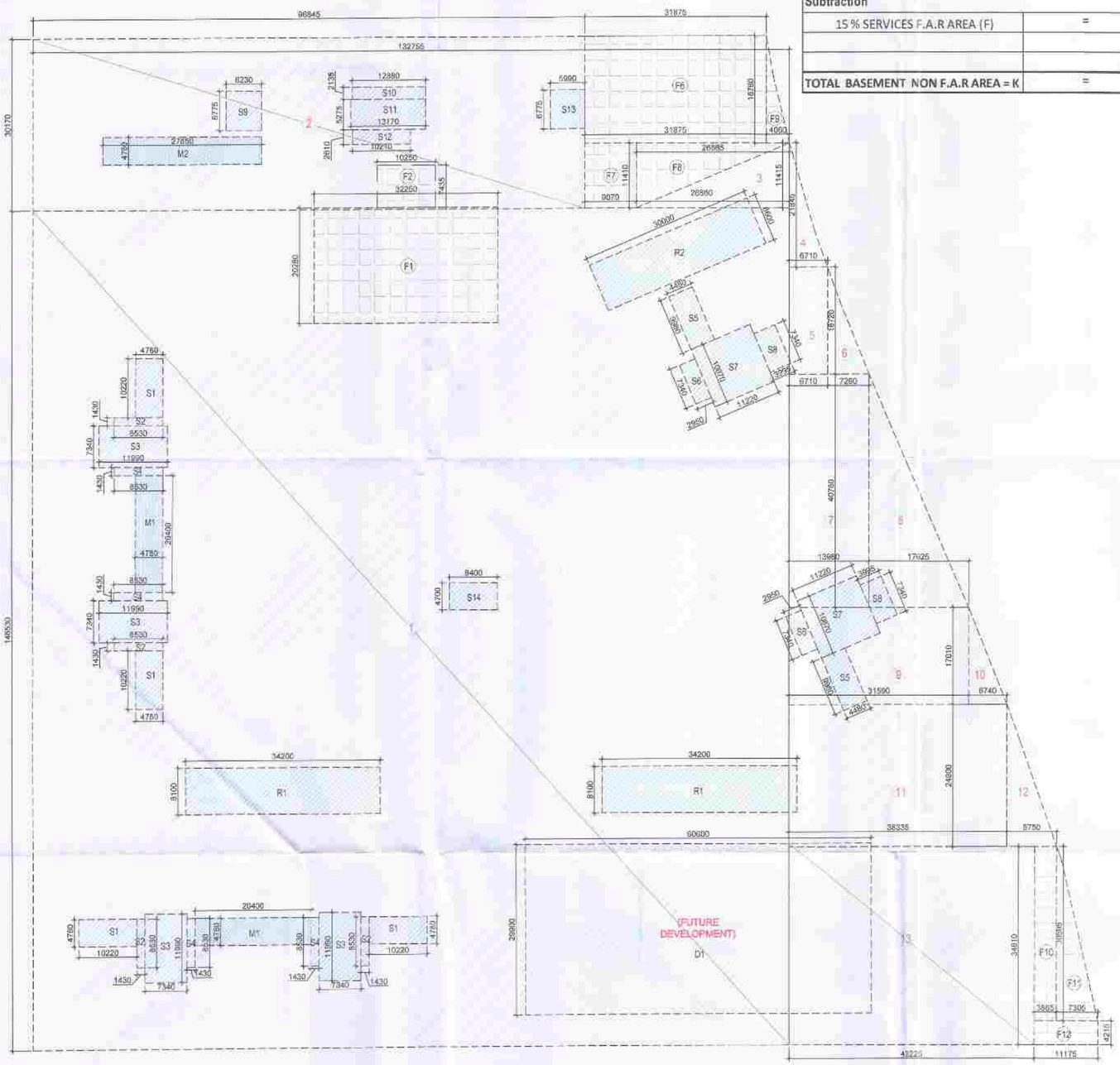

COVERED AREA CALCULATION FOR BASEMENT PLAN							
S.NO.	PARTICULARS					AREA (SQMT)	
1	132.755	X	146.530			=	19452.590
2	96.845	X	30.170			=	2921.814
3	26.860	X	11.415	X	0.5	=	153.303
4	6.710	X	21.845	X	0.5	=	73.290
5	6.710	X	18.720			=	125.611
6	7.260	X	18.720	X	0.5	=	67.954
7	13.980	X	40.780			=	570.104
8	17.625	X	40.780	X	0.5	=	359.374
9	31.590	X	17.010			=	537.346
10	6.740	X	17.010	X	0.5	=	57.324
11	38.335	X	24.800			=	950.708
12	8.750	X	24.800	X	0.5	=	108.500
13	43.225	X	34.810			=	1504.662
F6	31.875	X	18.760			=	597.975
F7	9.070	X	11.410			=	103.489
F8	26.865	X	11.410	X	0.5	=	153.265
F9	4.060	X	18.760	X	0.5	=	38.083
F10	3.865	X	30.595			=	118.250
F11	7.305	X	30.595	X	0.5	=	111.748
F12	11.175	X	4.215			=	47.103
AREA = (A)						=	28052.492
DEDUCTION FOR FUTURE DEVELOPMENT							
D1	60.600	X	29.900			=	1811.940
AREA = (B)						=	1811.940
TOTAL BASEMENT AREA =C = A - B						=	26240.552

AREA OF RAMP IN BASEMENT PLAN							
R1	34.200	X	8.100	X	2	=	554.040
R2	30.000	X	8.600			=	258.000
TOTAL RAMP AREA = (D)						=	812.040

AREA CALCULATION IN NON F.A.R LOBBY BASEMENT PLAN							
S.NO.	PARTICULARS					AREA (SQMT)	
S1	10.220	X	4.780	X	4	=	195.406
S2	1.430	X	8.530	X	4	=	48.792
S3	7.340	X	11.990	X	4	=	352.026
S4	1.430	X	8.530	X	4	=	48.792
S5	4.480	X	9.980	X	2	=	89.421
S6	2.950	X	7.340	X	2	=	43.306
S7	11.220	X	10.870	X	2	=	243.923
S8	3.995	X	7.340	X	2	=	58.647
S9	6.230	X	6.775			=	42.208
S10	12.880	X	2.135			=	27.499
S11	13.170	X	5.275			=	69.472
S12	10.210	X	2.610			=	26.648
S13	5.990	X	6.775			=	40.582
S14	8.400	X	4.700			=	39.480
TOTAL LOBBY AREA = (E)						=	1326.201

AREA CALCULATION IN 15% SERVICES F.A.R AREA FOR BASEMENT PLAN							
S.NO.	PARTICULARS					AREA (SQMT)	
UGT ROOM							
F6	31.875	X	18.760			=	597.975
F7	9.070	X	11.410			=	103.489
F8	26.865	X	11.410	X	0.5	=	153.265
F9	4.060	X	18.760	X	0.5	=	38.083
PANEL ROOM							
F10	3.865	X	30.595			=	118.250
F11	7.305	X	30.595	X	0.5	=	111.748
F12	11.175	X	4.215			=	47.103
S.T.P ROOM							
F1	32.250	X	20.280			=	654.030
SOLID WASTE NGT							
F2	10.250	X	7.435			=	76.209
TOTAL 15% SERVICES F.A.R AREA IN BASEMENT = (F)						=	1900.151

AREA CALCULATION IN NON F.A.R MAINTENANCE ROOM IN BASEMENT PLAN							
S.NO.	PARTICULARS					AREA (SQMT)	
M1	20.400	X	4.780	X	2	=	195.024
M2	27.850	X	4.780			=	133.123
TOTAL AREA = (G)						=	328.147

OWNER SIGN

THREE C HOMES PVT. LTD.
Authorised Signatory

ARCHITECT SIGN

VISHAL SHARMA
ARCHITECT
REGISTRATION
CA/2000/28000

Yamuna Expressway Industrial Development Authority
APPROVED
Vide Letter No. YEA/MAP/2023/22 Dated 11-12-2024
Valid upto Dt. 5-4-25
Manager (Arch)
Dy. Manager (Plng. & Arch)

NOTE:- 13TH FLOOR IS OMITTED AND MARKED AS 12TH (A) FLOOR

OWNER

M/S THREE C HOMES PVT. LTD.

SUBMISSION DRAWING

KEY PLAN

PROJECT

PROPOSED GROUP HOUSING AT PLOT NO. GH-01 IN PLOT NO. TS - 01, SECTOR 22-A, YAMUNA EXPRESSWAY, (U.P.) FOR M/S THREE C HOMES PVT. LTD.

DATE	PROJECT INCH.	CHECKED BY
25 - 10 -2024	BALRAJ SINGH	BIPIN CHAND
SCALE	DEALT BY	APPROVED BY
1:500	SHANKY GARG	VISHAL SHARMA

DRAWING TITLE

AREA DIAGRAM FOR BASEMENT

ARCHITECTS

Confluence
NEW DELHI , INDIA

F-1, FIRST FLOOR, MIRA CORPORATE SUITES, ISHWAR NAGAR, NEW DELHI 110065

Ph- +91-11-26925884 cos@inconfluence.com Member of IGBC
Ph- +91-11-40564768 www.inconfluence.com ISO - 9001 : 2000
architecture urban design hospitality interiors

DRAWING NO.	REVISION
S-08	

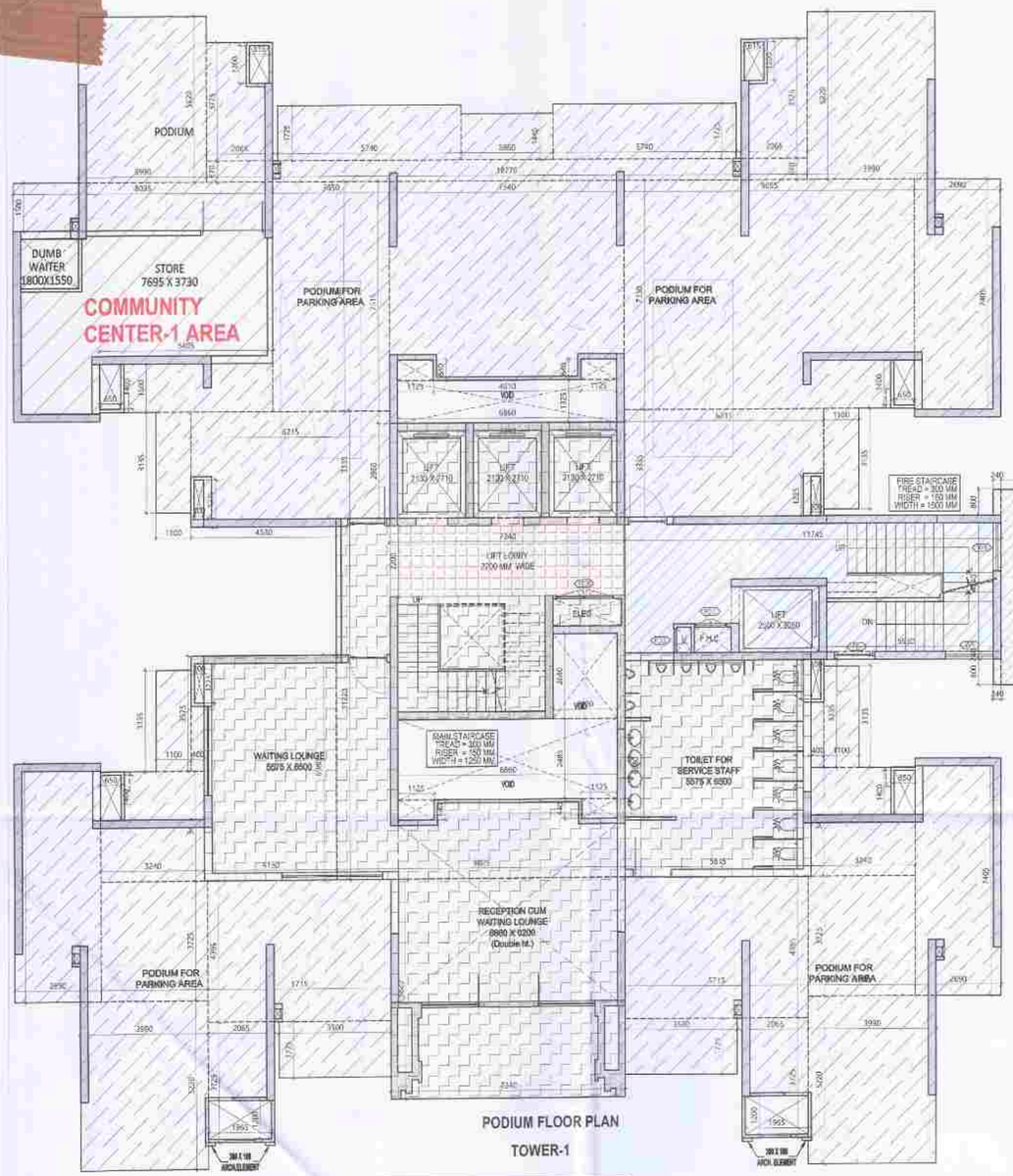

PODIUM FLOOR PLAN

TOWER-1

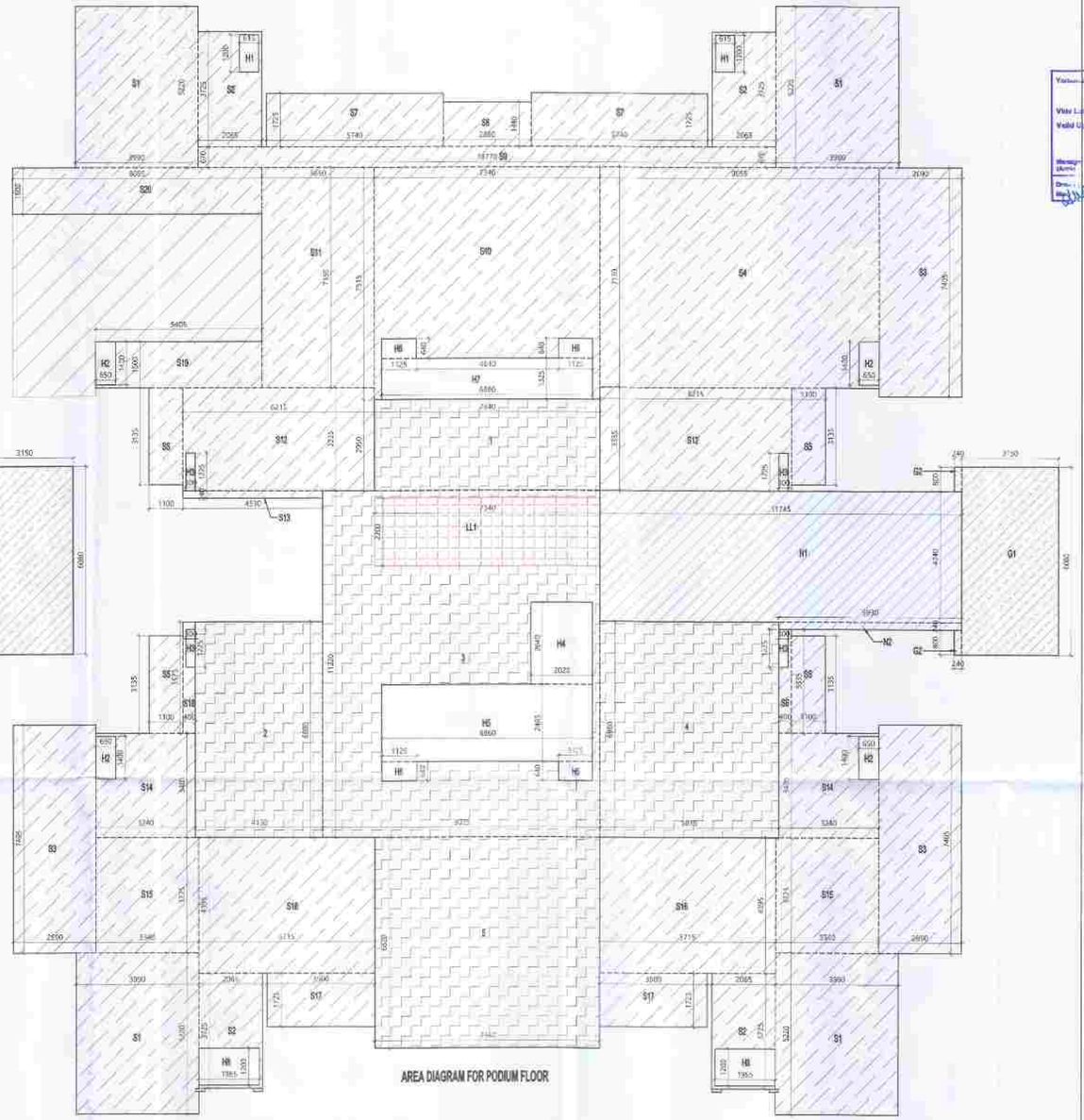

AREA DIAGRAM FOR PODIUM FLOOR

TOWER-1							
	GROUND COVERAGE	F.A.R. AREA	15 % SERVICES AREA	NON F.A.R AREA	NON F.A.R AREA (ARCH. ELEMENTS)	PODIUM NON F.A.R AREA	HEIGHT FL. LVL. (MM) (+)
PODIUM	812.604	202.421	16.148	51.[illegible]	0.120	522.857	900
GROUND		269.841	50.729	59.847	0.120		4950
1ST FLOOR		328.314	52.381	59.301	0.210		8400
2ND FLOOR		328.314	52.381	59.301	0.210		11850
3RD FLOOR		612.767	54.274	118.602	0.420		15300
4TH FLOOR		612.767	54.274	118.602	0.420		18750
5TH FLOOR		612.767	54.274	118.602	0.420		22200
6TH FLOOR		612.767	54.274	118.602	0.420		25650
7TH FLOOR		612.767	54.274	118.602	0.420		29100
8TH FLOOR		612.767	54.274	118.602	0.420		32550
9TH FLOOR		612.767	54.274	118.602	0.420		36000
10TH FLOOR		612.767	54.274	118.602	0.420		39450
11TH FLOOR		612.767	54.274	118.602	0.420		42900
12TH FLOOR		612.767	54.274	118.602	0.420		46350
12TH (A) FLOOR		612.767	54.274	118.602	0.420		49800
14TH FLOOR		612.767	54.274	118.602	0.420		53250
15TH FLOOR		612.767	54.274	118.602	0.420		56700
16TH FLOOR (REFUGE AREA)		612.767	73.810	118.602	0.420		60150
17TH FLOOR (REFUGE AREA)		612.767	73.810	118.602	0.420		63600
18TH FLOOR		612.767	54.274	118.602	0.420		67050
TERRACE FLOOR			63.315				70450
M.ROOM & OHT.LVL.		23.174	63.315				
TOTAL	812.604	10979.340	1227.659	2118.299	7.380	522.857	

GROUND COVERAGE USE ONLY

S.NO.							AREA (SQ.MT)
G1	3.130	X	6.980			=	18.[illegible]
G2	0.240	X	0.600	X	2	=	0.58[illegible]
TOTAL AREA						=	19.53[illegible]

NON F.A.R. AREA

S.NO.						AREA (SQ.MT)
N1	11.745	X	4.240		=	49.79[illegible]
N2	3.930	X	0.360		=	1.42[illegible]
TOTAL NON FAR AREA					=	51.22[illegible]

TOTAL F.A.R. AREA AT PODIUM FLOOR PLAN

S.NO.	PARTICULARS				AREA (SQ.MT)
F.A.R AREA OF CIRCULATION	1	X	202.421	=	2[illegible]2.421
TOTAL F.A.R AREA				=	2[illegible]2.421

TOTAL NON F.A.R. AREA AT PODIUM FLOOR

NON FAR PARKING AREA	1	X	522.857	=	5[illegible]2.857
NON FAR AREA	1	X	51.222	=	1[illegible]1.222
TOTAL NON F.A.R AREA				=	5[illegible]4.079

TOTAL GROUND COVERAGE AREA (F.A.R AREA + NON F.A.R AREA + 15% SERVICES AREA

PARTICULARS		AREA (SQMT
F.A.R AREA OF PODIUM FLOOR	=	202.4[illegible]
15% SERVICES AREA PODIUM FLOOR	=	16.1[illegible]
NON F.A.R AREA OF PODIUM FLOOR	=	574.2[illegible]
GROUND COVERAGE USE ONLY	=	19.5[illegible]
ARCHITECTURAL ELEMENTS (TYPICAL FLOOR)	=	0.42[illegible]
TOTAL GROUND COVERAGE AREA	=	812.6[illegible]

NON F.A.R. AREA PODIUM FLOOR

S.NO.							AREA (SQMT)
S1	3.960	X	6.250	X	4	=	9[illegible]
S2	3.125	X	2.060	X	4	=	25.75[illegible]
S3	2.880	X	7.400	X	3	=	63.75[illegible]
S4	6.250	X	7.130			=	44.562
S5	3.100	X	2.158	X	4	=	33.294
S6	3.400	X	3.955			=	[illegible]
S7	3.740	X	7.790	X	3	=	87.[illegible]
S8	3.960	X	1.140			=	4.5[illegible]
S9	18.775	X	6.554			=	2.374
S10	1.240	X	7.910			=	54.160
S11	3.960	X	7.130			=	28.[illegible]
S12	5.275	X	3.355	X	3	=	51.494
S13	1.520	X	0.240			=	1.087
S14	3.240	X	6.825	X	3	=	22.684
S15	3.040	X	3.275	X	2	=	24.[illegible]
S16	5.715	X	4.394	X	2	=	50.228
S17	3.600	X	1.755	X	3	=	13.[illegible]
S18	3.400	X	1.625			=	1.430
S19	3.425	X	1.350			=	8.[illegible]
S20	3.085	X	1.500			=	13.[illegible]
TOTAL AREA (A)						=	544.[illegible]
AREA SUBTRACTION							
H1	3.675	X	1.200	X	2	=	1.470
H2	0.650	X	1.400	X	3	=	3.640
H3	0.300	X	1.225	X	4	=	1.470
H4	2.150	X	0.345	X	2	=	1.483
H5	3.860	X	1.395			=	5.38[illegible]
H6	1.125	X	1.155	X	3	=	3.718
TOTAL AREA (B)						=	21.932
TOTAL PODIUM PARKING AREA C=(A-B)						=	522.857

F.A.R. COVERED AREA CALCULATION FOR CIRCULATION AREA AT PODIUM FLOOR LOBBY

S.NO.							AREA (SQMT)
1	7.340	X	2.950			=	21.653
2	4.130	X	6.980			=	28.827
3	9.025	X	11.220			=	101.261
4	5.815	X	6.980			=	40.586
5	7.040	X	6.820			=	50.059
TOTAL AREA (A)						=	242.388
AREA SUBTRACTION							
LL1	7.340	X	2.200			=	16.148
H4	2.020	X	2.640			=	5.330
H5	6.850	X	2.485			=	17.047
H6	1.125	X	0.640	X	2	=	1.440
TOTAL (B)						=	39.968
TOTAL F.A.R AREA CORRIDOR + ENTRANCE LOBBY = C (A - B)						=	202.421

CORRIDOR AREA CALCULATION TOWARDS 15% SERVICES AREA

S.NO.	PARTICULARS						AREA (SQMT)
LIFT LOBBY							
LL1	7.340	X	2.200			=	16.148
TOTAL 15% SERVICES F.A.R AREA						=	16.148

NON FAR. AREA CALCULATION OF ARCHITECTURAL ELEMENTS

S.NO.	PARTICULARS						AREA (SQMT)
01	0.300	X	0.100	X	4	=	0.120
TOTAL NON FAR AREA OF ARCHITECTURAL ELEMENTS						=	0.120

OWNER SIGN

THREE C HOMES PVT. LTD.

Authorised Signatory

ARCHITECT SIGN

VISHAL SHARMA ARCHITECT REGISTRATION NO. 2010/94 NEW DELHI

Yamuna Development Authority

View Layout D

Valid Upto 25/11/24 Date 11-12-24

Manager (Arch) Sr. Manager (Arch) Dy. Manager Dy. Director

LEGENDS

- F.A.R AREA
- 15 % SERVICES AREA
- NON F.A.R AREA
- COUNTED IN 1/4 F.A.R AREA
- NON F.A.R AREA PODIUM
- AREA FOR GROUND COVERAGE USE ONLY

300 / 100 — AREA DIAGRAM FOR ARCH. ELEMENT

NOTE:- 13TH FLOOR IS OMITTED AND MARKED AS 12TH (A) FLOOR

OWNER

M/S THREE C HOMES PVT. LTD.

SUBMISSION DRAWING

KEY PLAN

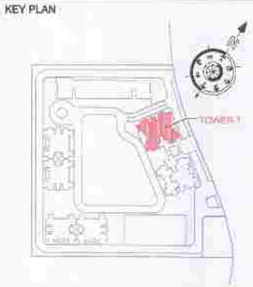

PROJECT

PROPOSED GROUP HOUSING AT PLOT NO. GH-01 IN PLOT NO. TS - 01, SECTOR 22-A, YAMUNA EXPRESSWAY, (U.P.) FOR M/S THREE C HOMES PVT. LTD.

DATE	PROJECT INCH.	CHECKED BY
13 - 11 -2024	BALRAJ SINGH	BIPIN CHAND
SCALE	DEALT BY	APPROVED BY
1:100	SHANKY GARG	VISHAL SHARMA

DRAWING TITLE

PODIUM FLOOR PLAN

TOWER-1

ARCHITECTS

Confluence

NEW DELHI , INDIA

F-1, FIRST FLOOR, MIRA CORPORATE SUITES, ISHWAR NAGAR, NEW DELHI 110065

Ph- +91-11-26925684 cco@inconfluence.com
Ph- +91-11-40564768 www.inconfluence.com
architecture urban design hospitality interiors

Member of IGBC
ISO - 9001 : 2000

DRAWING NO.	REVISION
S-09	

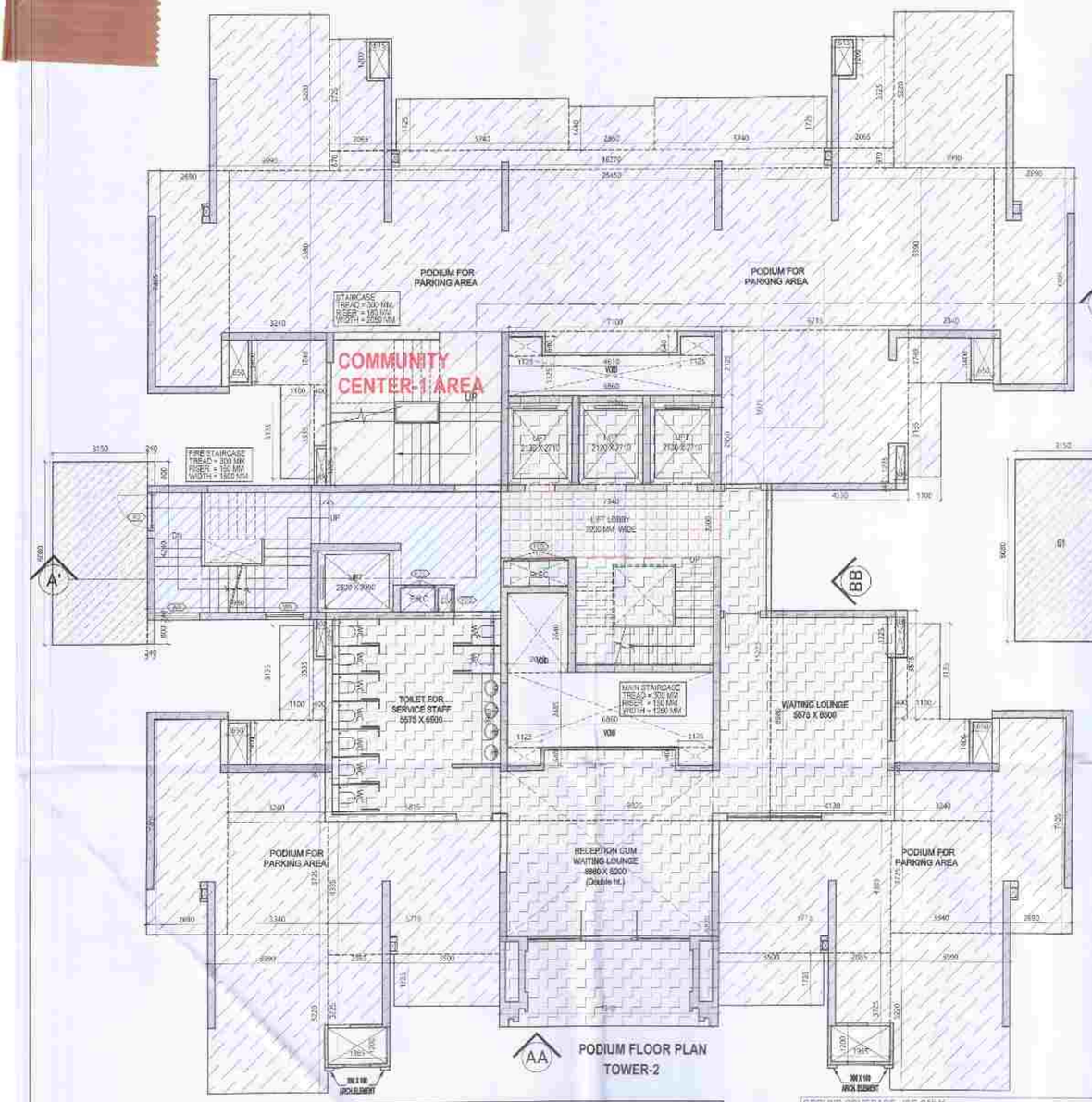

PODIUM FLOOR PLAN
TOWER-2

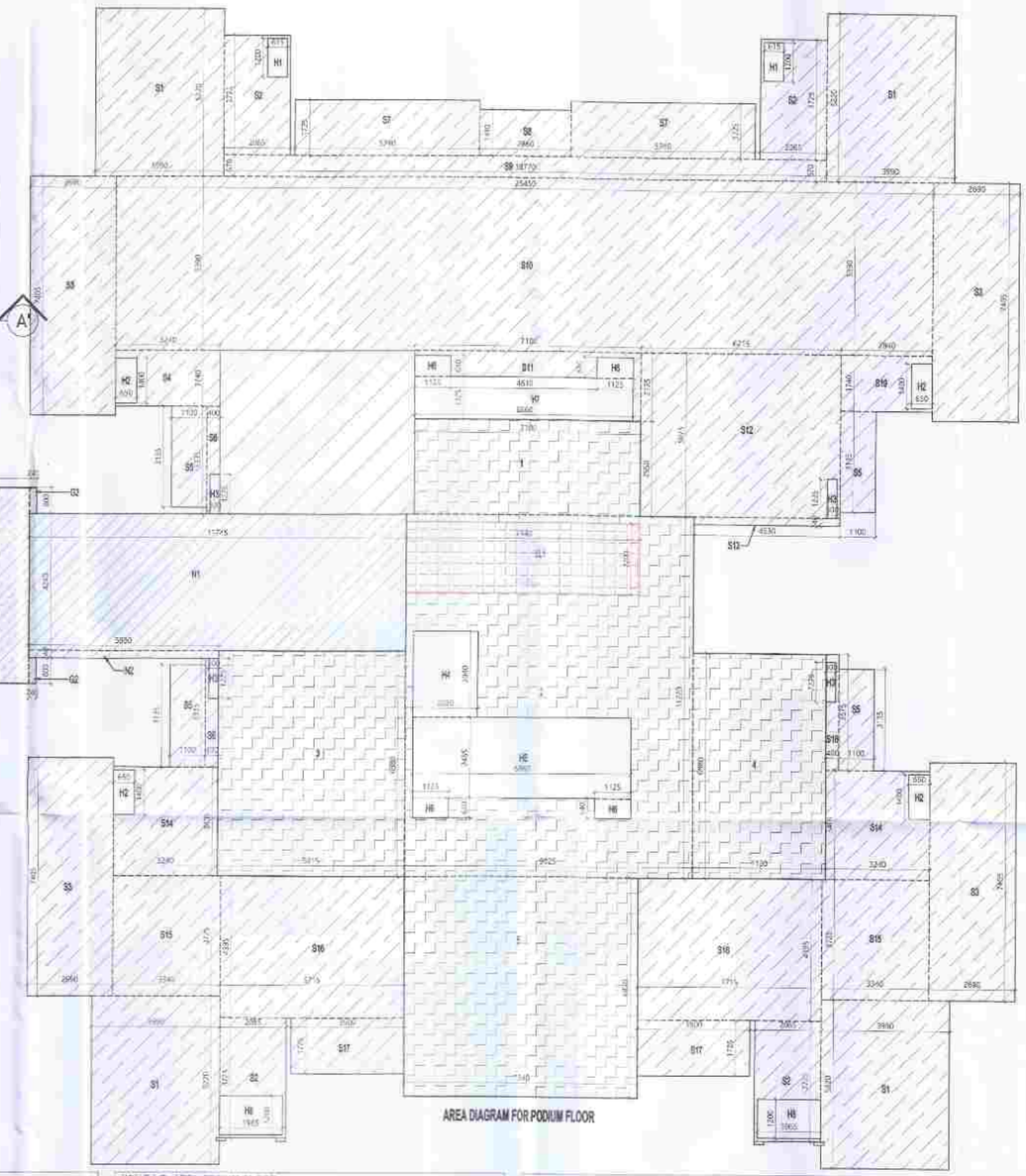

AREA DIAGRAM FOR PODIUM FLOOR

TOWER - 2							
	GROUND COVERAGE	F.A.R. AREA	15 % SERVICES AREA	NON F.A.R AREA	NON F.A.R AREA (ARCH. ELEMENTS)	PODIUM NON F.A.R AREA	HEIGHT FL. LVL (MM) (+)
PODIUM	820.082	201.713	16.148	51.222	0.120	531.043	900
GROUND		289.841	50.729	50.847	0.120		4950
1ST FLOOR		328.314	52.381	59.301	0.210		8400
2ND FLOOR		328.314	52.381	59.301	0.210		11850
3RD FLOOR		612.767	54.274	118.602	0.420		15300
4TH FLOOR		612.767	54.274	118.602	0.420		18750
5TH FLOOR		612.767	54.274	118.602	0.420		22200
6TH FLOOR		612.767	54.274	118.602	0.420		25650
7TH FLOOR		612.767	54.274	118.602	0.420		29100
8TH FLOOR		612.767	54.274	118.602	0.420		32550
9TH FLOOR		612.767	54.274	118.602	0.420		36000
10TH FLOOR		612.767	54.274	118.602	0.420		39450
11TH FLOOR		612.767	54.274	118.602	0.420		42900
12TH FLOOR		612.767	54.274	118.602	0.420		46350
12TH (A) FLOOR		612.767	54.274	118.602	0.420		49800
14TH FLOOR		612.767	54.274	118.602	0.420		53250
15TH FLOOR		612.767	54.274	118.602	0.420		56700
16TH FLOOR (REFUGE AREA)		612.767	73.810	118.602	0.420		60150
17TH FLOOR (REFUGE AREA)		612.767	73.810	118.602	0.420		63600
18TH FLOOR		612.767	54.274	118.602	0.420		67050
TERRACE FLOOR			85.815				70450
M.ROOM & OHT.LVL.		23.174	62.752				
TOTAL	820.082	10975.632	1227.659	2118.299	7.380	531.043	

GROUND COVERAGE USE ONLY

S.NO.							AREA (SQMT)
G1	2.157	X	0.080			=	19.592
G2	0.243	X	0.800	X	2	=	0.384
TOTAL AREA						=	19.536

NON F.A.R. AREA

S.NO.							AREA (SQMT
N1	19.745	X	4.340			=	49.796
N2	0.880	X	0.240			=	1.423
TOTAL NON FAR AREA						=	51.222

TOTAL F.A.R. AREA AT PODIUM FLOOR PLAN

S.NO.	PARTICULARS				AREA (SQMT)
F.A.R AREA OF CIRCULATION	1	X	201.713	=	201.713
TOTAL F.A.R AREA				=	(201.713)

TOTAL NON F.A.R. AREA AT PODIUM FLOOR

NON FAR PARKING AREA	1	X	531.043	=	531.043
NON FAR AREA	1	X	51.222	=	51.222
TOTAL NON F.A.R AREA				=	582.265

TOTAL GROUND COVERAGE AREA (F.A.R AREA + NON F.A.R AREA + 15% SERVICES AREA)

PARTICULARS		AREA (SQMT)
F.A.R AREA OF PODIUM FLOOR	=	201.713
15% SERVICES AREA PODIUM FLOOR	=	16.148
NON F.A.R AREA OF PODIUM FLOOR	=	582.265
GROUND COVERAGE USE ONLY	=	19.536
ARCHITECTURAL ELEMENTS (TYPICAL FLOOR)	=	0.420
TOTAL GROUND COVERAGE AREA	=	820.082

NON F.A.R. AREA PODIUM FLOOR

S.NO.							AREA (SQMT)
S1	3.960	X	5.220	X	4	=	82.771
S2	8.125	X	2.080	X	4	=	67.700
S3	2.640	X	7.400	X	4	=	78.374
S4	3.240	X	1.740			=	5.638
S5	1.100	X	3.125	X	4	=	13.750
S6	3.400	X	3.320	X	8	=	2.088
S7	5.740	X	1.725	X	8	=	79.695
S8	2.880	X	1.440			=	4.118
S9	18.770	X	0.825			=	15.575
S10	25.450	X	5.350			=	137.112
S11	7.100	X	2.125			=	15.088
S12	9.215	X	5.475			=	50.454
S13	3.540	X	5.240			=	18.537
S14	3.240	X	5.425	X	2	=	35.064
S15	3.340	X	6.725	X	2	=	44.945
S16	5.715	X	4.350	X	2	=	99.218
S17	3.200	X	1.725	X	2	=	11.040
S18	0.825	X	3.525			=	2.906
S19	2.840	X	1.740			=	4.942
TOTAL AREA (A)						=	552.877
AREA SUBTRACTION							
H1	0.915	X	1.200	X	2	=	2.196
H2	0.850	X	1.140	X	4	=	3.876
H3	0.300	X	1.125	X	1	=	0.338
H6	1.125	X	0.640	X	2	=	1.440
H7	0.800	X	1.125			=	0.900
H8	1.065	X	1.800	X	2	=	3.834
TOTAL AREA (B)						=	31.834
TOTAL PODIUM PARKING AREA C = (A - B)						=	521.043

F.A.R. COVERED AREA CALCULATION FOR CIRCULATION AREA AT PODIUM FLOOR LOBBY

S.NO.							AREA (SQMT)
1	7.100	X	2.960			=	20.948
2	9.025	X	11.220			=	101.261
3	5.815	X	6.980			=	40.589
4	4.120	X	6.080			=	25.037
5	7.340	X	6.820			=	50.058
TOTAL AREA (A)						=	241.690
AREA SUBTRACTION							
LL1	7.340	X	2.200			=	16.148
H4	2.020	X	2.640			=	5.333
H5	8.860	X	2.485			=	17.047
H6	1.125	X	0.640	X	2	=	1.440
TOTAL (B)						=	39.968
TOTAL F.A.R AREA CORRIDOR + ENTRANCE LOBBY = C (A - B)						=	201.713

CORRIDOR AREA CALCULATION TOWARDS 15% SERVICES AREA

S.NO.	PARTICULARS				AREA (SQMT)
LIFT LOBBY					
LL1	7.340	X	2.200	=	16.148
TOTAL 15% SERVICES F.A.R AREA				=	16.148

NON FAR AREA CALCULATION OF ARCHITECTURAL ELEMENTS

S.NO.	PARTICULARS						AREA (SQMT)
J1	0.300	X	0.100	X	4	=	0.120
TOTAL NON FAR AREA OF ARCHITECTURAL ELEMENTS						=	0.120

OWNER SIGN

THREE C HOMES PVT. LTD.
Authorised Signatory

ARCHITECT SIGN

VISHAL SHARMA
ARCHITECT
NEW DELHI

APPROVED
Vide Letter No. 33/25 Dated 11-12-24
Valid Upto Date 5-12-27

LEGENDS

- F.A.R AREA
- 15 % SERVICES AREA
- NON F.A.R AREA
- COUNTED IN 1/4 F.A.R AREA
- NON F.A.R AREA PODIUM
- AREA FOR GROUND COVERAGE USE ONLY

300 / AT / 100

AREA DIAGRAM FOR ARCH. ELEMENT

NOTE:- 13TH FLOOR IS OMITTED AND MARKED AS 12TH (A) FLOOR

OWNER

M/S THREE C HOMES PVT. LTD.

SUBMISSION DRAWING

KEY PLAN

PROJECT

PROPOSED GROUP HOUSING AT PLOT NO. GH-01 IN PLOT NO. TS - 01, SECTOR 22-A, YAMUNA EXPRESSWAY, (U.P.) FOR M/S THREE C HOMES PVT. LTD.

DATE	PROJECT INCH.	CHECKED BY
13 - 11 -2024	BALRAJ SINGH	BIPIN CHAND
SCALE	DEALT BY	APPROVED BY
1:100	SHANKY GARG	VISHAL SHARMA

DRAWING TITLE

PODIUM FLOOR PLAN

TOWER-2

ARCHITECTS

Confluence
NEW DELHI , INDIA

F-1, FIRST FLOOR, MIRA CORPORATE SUITES, ISHWAR NAGAR, NEW DELHI 110065
Ph: +91-11-26925684 cci@inconfluence.com
Ph: +91-11-40564768 www.inconfluence.com
architecture urban design hospitality interiors
Member of IGBC ISO - 9001 : 2000

DRAWING NO. S-09A

REVISION

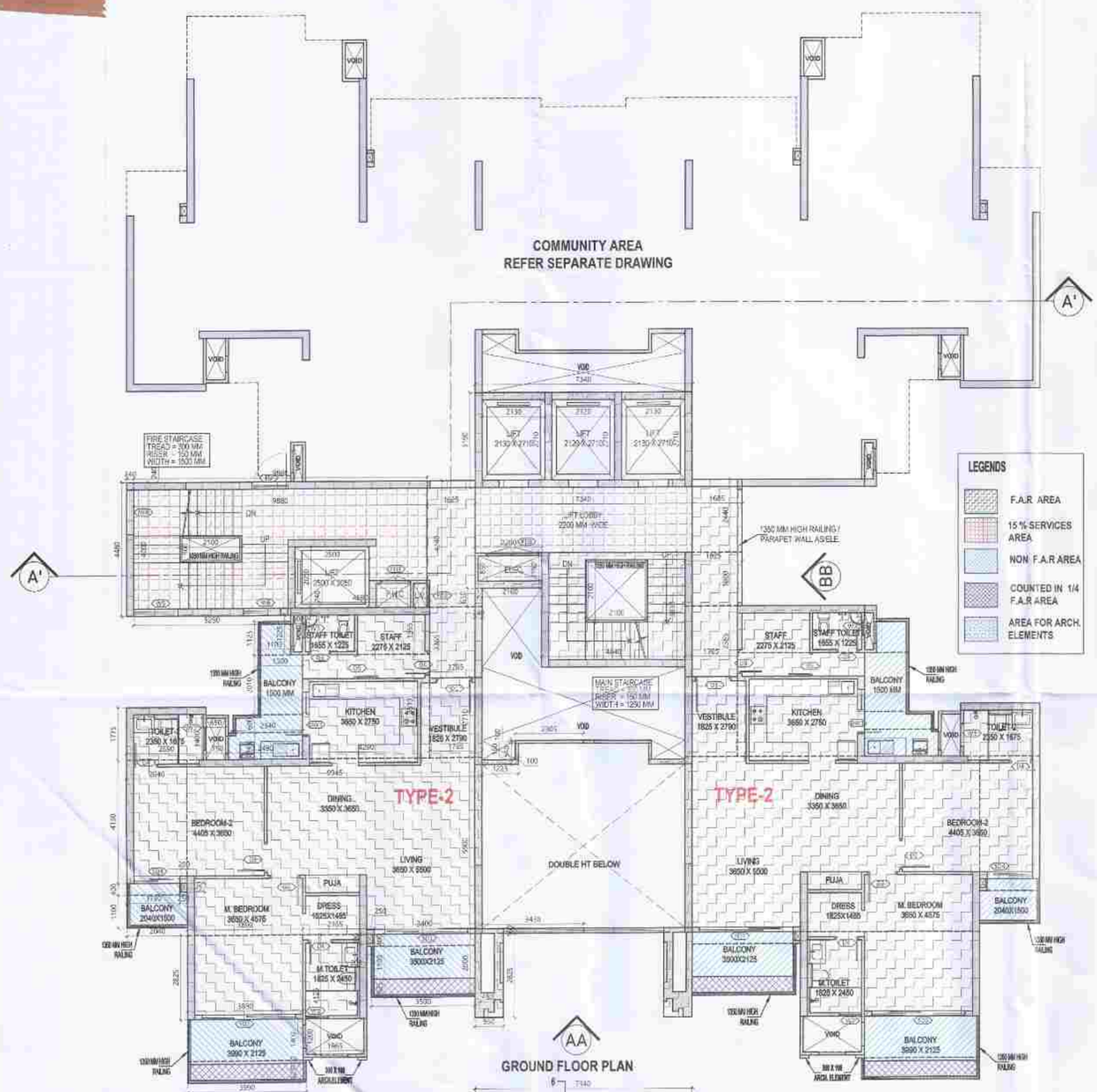

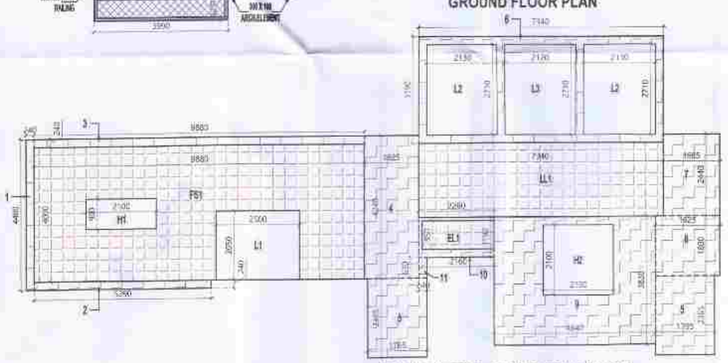

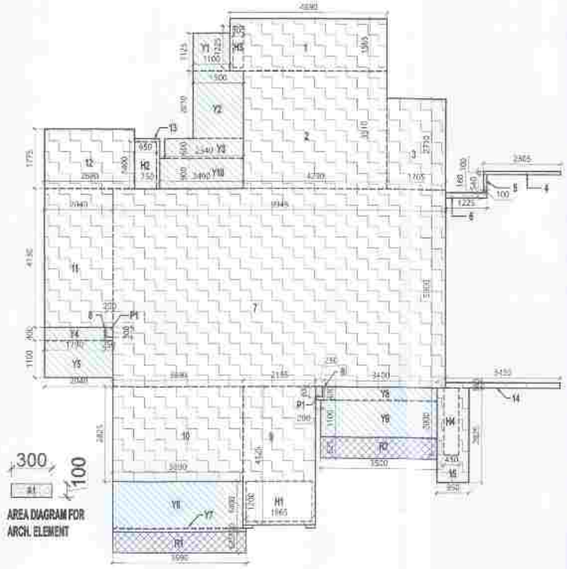

DOOR WINDOW SCHEDULE					
SR. NO.	CODE	DESCRIPTION	SIZE	SILL	LINTEL
01	D1	VENEERED POLISHED FLUSH DOOR	1200 X 2450	00	2450
02	D2	LAMINATED FLUSH DOOR	1000 X 2450	00	2450
03	D3	LAMINATED FLUSH DOOR	750 X 2450	00	2450
04	D4	LAMINATED FLUSH DOOR	800 X 2450	00	2450
05	D5	GLAZED DOOR	800 X 2450	00	2450
06	DW1	FIXED GLAZING WITH OPENING (KITCHEN)	1500 X 2450	00 / 1050	2450
07	SD1	SLIDING GLASS DOOR	3150 X 2450	00	2450
08	SD2	SLIDING GLASS DOOR	3150 X 2450	00	2450
09	SD3	SLIDING GLASS DOOR	1650 X 2450	00	2450
10	SD4	SLIDING GLASS DOOR	1550 X 2450	00	2450
11	W1	TOILET WINDOW	750 X 1250	1200	2450
12	W2	TOILET WINDOW	750 X 2150	300	2450
13	W3	TOILET WINDOW	450 X 1250	1200	2450
14	W4	WINDOW (STAIRCASE)	1500 X 1250	1200 FROM LANDING	2450 FROM LANDING
15	W5	WINDOW (STAIRCASE)	1500 X 1250	1200 FROM LANDING	2450 FROM LANDING
16	W6	WINDOW (STAIRCASE)	1250 X 1250	1200 FROM LANDING	2450 FROM LANDING
17	FD1	F.H.C. DOOR (FIRE DOOR)	1000 X 2350	100	2450
18	FD2	L.V VOID DOOR (FIRE DOOR)	750 X 2350	100	2450
19	FD3	ELECTRICALVOID DOOR (FIRE DOOR)	1500 X 2350	100	2450

F.A.R. COVERED AREA CALCULATION FOR CIRCULATION AREA							
S.NO.	PARTICULARS						AREA (SQMT)
1	0.240	X	4.480			=	1.075
2	5.290	X	0.240			=	1.270
3	9.880	X	0.240			=	2.371
4	1.625	X	4.240			=	6.890
5	1.765	X	2.365	X	2	=	8.348
6	7.340	X	3.190			=	23.415
7	1.685	X	2.440			=	4.111
8	1.925	X	1.800			=	3.465
9	4.840	X	3.830			=	18.537
10	2.260	X	1.190			=	2.689
11	0.240	X	0.610			=	0.146
TOTAL AREA (A)						=	72.318
AREA SUBTRACTION							
L2	2.130	X	2.710	X	2	=	11.545
L3	2.120	X	2.710			=	5.745
H2	2.100	X	2.100			=	4.410
EL1	2.160	X	0.850			=	1.836
TOTAL (B)						=	23.536
TOTAL F.A.R AREA CORRIDOR C = (A - B)						=	48.783

CORRIDOR AREA CALCULATION TOWARDS 15% SERVICES AREA							
S.NO.	PARTICULARS						AREA (SQMT)
FIRE TOWER AREA							
FS1	9.880	X	4.000			=	39.520
LIFT LOBBY							
LL1	7.340	X	2.200			=	16.148
ELECTRICAL SHAFT							
EL1	2.160	X	0.850			=	1.836
TOTAL CORRIDOR AREA 15% SERVICES AREA (A)						=	57.504
UNIT AREA CALCULATION 15% SERVICES F.A.R AREA							
PLUMBING SHAFT							
P1	0.200	X	0.300	X	4	=	0.240
TOTAL UNIT AREA CALCULATION 15% SERVICES F.A.R(B)						=	0.240
TOTAL 15% SERVICES F.A.R AREA = C (A + B)						=	57.744
AREA SUBTRACTION							
H1	2.100	X	0.900			=	1.890
L1	2.500	X	2.050			=	5.125
TOTAL AREA (D)						=	7.015
TOTAL 15% SERVICES F.A.R AREA E =(C - D)						=	50.729

NON.FAR. AREA CALCULATION OF ARCHITECTURAL ELEMENTS							
S.NO.	PARTICULARS						AREA (SQMT)
A1	0.300	X	0.100	X	4	=	0.120
TOTAL NON FAR AREA OF ARCHITECTURAL ELEMENTS						=	0.120

TOTAL F.A.R. AREA AT GROUND FLOOR					
S.NO.	PARTICULARS				AREA (SQMT)
F.A.R AREA OF UNIT - 2	2	X	120.529	=	241.058
F.A.R AREA OF CIRCULATION	1	X	48.783	=	48.783
TOTAL F.A.R AREA				=	289.841

TOTAL NON F.A.R. AREA AT GROUND FLOOR					
S.NO.	PARTICULARS				AREA (SQMT)
NON F.A.R AREA OF UNIT - 2	2	X	25.423	=	50.847
TOTAL NON F.A.R AREA				=	50.847

F.A.R. COVERED AREA CALCULATION FOR UNIT - 2							
S.NO.	PARTICULARS						AREA (SQMT)
COVERED AREA							
1	4.890	X	1.565			=	7.340
2	4.290	X	3.510			=	15.058
3	1.765	X	2.710			=	4.783
4	2.305	X	0.100			=	0.231
5	0.100	X	0.540			=	0.054
6	1.225	X	0.160			=	0.196
7	9.945	X	5.900			=	58.676
8	0.250	X	0.400	X	2	=	0.200
9	2.185	X	4.125			=	8.931
10	3.890	X	2.825			=	10.989
11	2.040	X	4.130			=	8.425
12	2.890	X	1.775			=	4.775
13	0.750	X	1.500			=	1.125
14	3.430	X	0.160			=	0.549
15	0.990	X	2.825			=	2.684
UNIT FAR AREA = (A)						=	124.014
AREA SUBTRACTION PLUMBING CUTOUT							
H1	1.965	X	1.200			=	2.358
H2	0.650	X	1.400			=	0.910
H3	0.300	X	1.225			=	0.368
H4	0.450	X	2.000			=	0.900
P1	0.200	X	0.300	X	2	=	0.120
TOTAL (B)						=	4.656
TOTAL UNIT F.A.R AREA C = (A - B)						=	119.359
1 / 4 F.A.R AREA OF BALCONY							
R1	3.990	X	0.625			=	2.494
R2	3.500	X	0.625			=	2.188
TOTAL AREA (D)						=	4.681
1/4 BALCONY F.A.R AREA (E)						=	1.170
TOTAL UNIT F.A.R AREA F = (C + E)						=	120.529

NON F.A.R AREA OF BALCONY							
Y1	1.100	X	1.125			=	1.239
Y2	1.500	X	2.010			=	3.015
Y3	2.340	X	0.600			=	1.404
Y4	1.790	X	0.400			=	0.716
Y5	2.040	X	1.100			=	2.244
Y6	3.890	X	1.400			=	5.446
Y7	3.990	X	0.100			=	0.399
Y8	3.400	X	0.400			=	1.360
Y9	3.500	X	1.100			=	3.850
Y10	2.490	X	0.900			=	2.241
3/4 AREA OF BALCONY (D - E)						=	3.511
TOTAL BALCONY AREA = (G)						=	25.423
15 % SERVICES AREA OF UNIT (CUPBOARDS + PLUMBING SHAFT)							
P1	0.200	X	0.300	X	2	=	0.120
TOTAL 15% SERVICES AREA OF UNIT (H)						=	0.120
COVERAGE AREA FOR UNIT = F + G + H							
1	TOTAL UNIT F.A.R AREA (F)					=	120.529
2	NON FAR AREA OF UNIT (G)					=	25.423
3	15 % SERVICES AREA OF UNIT (H)					=	0.120
TOTAL UNIT COVERAGE AREA						=	146.073

OWNER SIGN

THREE C HOMES PVT. LTD.
Authorised Signatory

ARCHITECT SIGN

VISHAL SHARMA
ARCHITECT
NEW DELHI

Name of Authority
View Layout 973/24 Date 11-12-2024
Field No. 57 ecs
Block
Block Number
Plot Number

NOTE:- 13TH FLOOR IS OMITTED AND MARKED AS 12TH (A) FLOOR

OWNER

M/S THREE C HOMES PVT. LTD.

SUBMISSION DRAWING

KEY PLAN

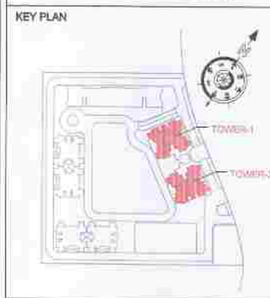

PROJECT

PROPOSED GROUP HOUSING AT PLOT NO. GH-01 IN PLOT NO. TS - 01, SECTOR 22-A, YAMUNA EXPRESSWAY, (U.P.) FOR M/S THREE C HOMES PVT. LTD.

DATE	PROJECT INCH.	CHECKED BY
13 - 11 -2024	BALRAJ SINGH	BIPIN CHAND
SCALE	DEALT BY	APPROVED BY
1:100	SHANKY GARG	VISHAL SHARMA

DRAWING TITLE

GROUND FLOOR PLAN

TOWER-1 & 2

ARCHITECTS

Confluence
NEW DELHI , INDIA.

F-1, FIRST FLOOR, MIRA CORPORATE SUITES, ISHWAR NAGAR, NEW DELHI 110065

Ph- +91-11-26935684 ccs@inconfluence.com
Ph- +91-11-40564768 www.inconfluence.com
architecture urban design hospitality interiors
Member of IGBC ISO - 9001 : 2000

DRAWING NO.	REVISION
S-10	

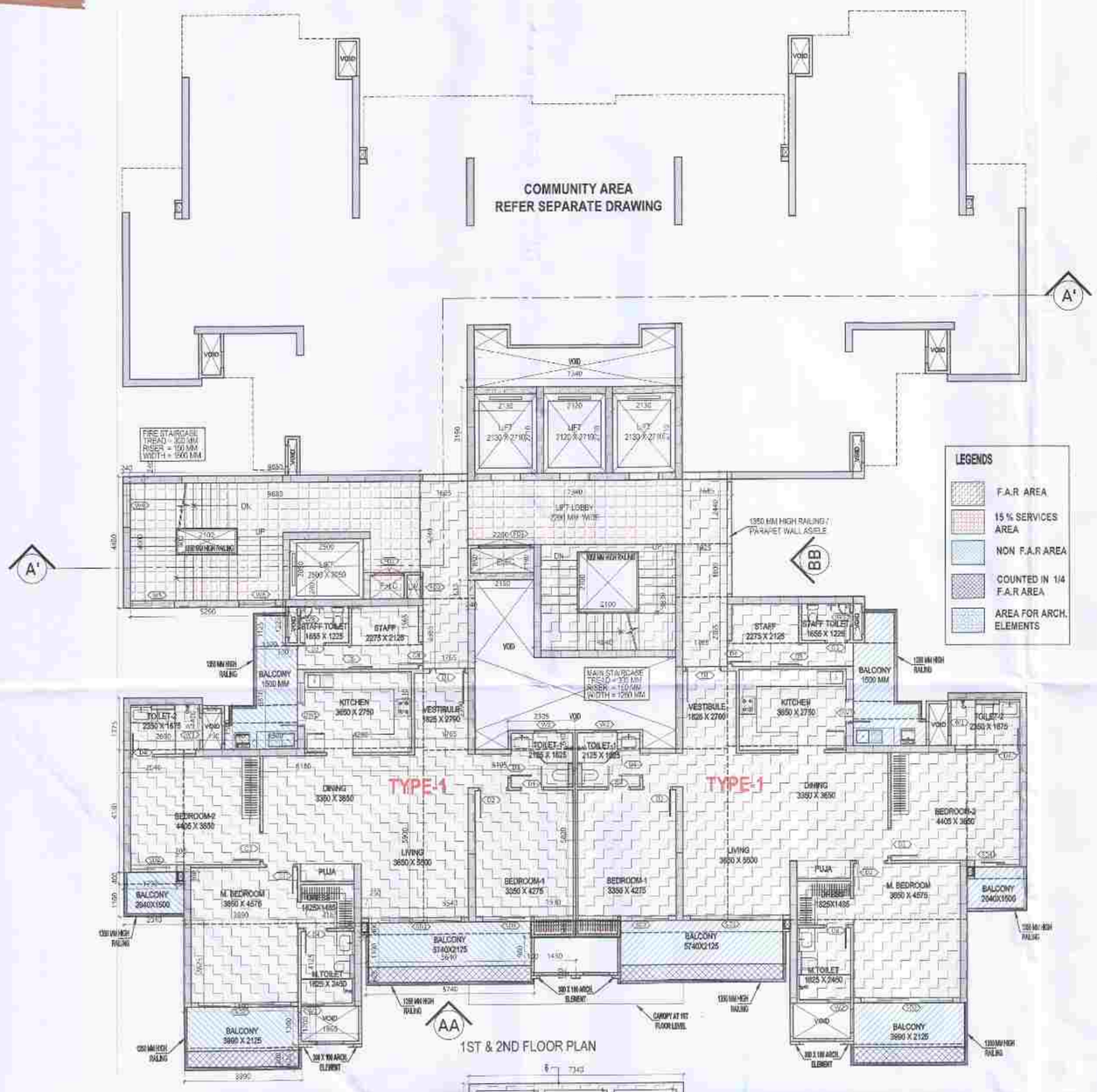

1ST & 2ND FLOOR PLAN

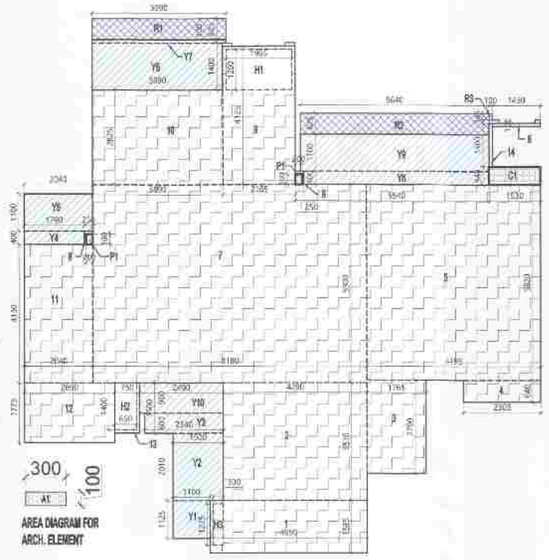

AREA DIAGRAM FOR UNIT TYPE - 1

DOOR WINDOW SCHEDULE					
SR. NO.	CODE	DESCRIPTION	SIZE	SILL	LINTEL
01	D1	VENEERED POLISHED FLUSH DOOR	1200 X 2450	00	2450
02	D2	LAMINATED FLUSH DOOR	1000 X 2450	00	2450
03	D3	LAMINATED FLUSH DOOR	750 X 2450	00	2450
04	D4	LAMINATED FLUSH DOOR	800 X 2450	00	2450
05	D5	GLAZED DOOR	800 X 2450	00	2450
06	DW1	FIXED GLAZING WITH OPENING (KITCHEN)	1600 X 2450	00 / 1050	2450
07	SD1	SLIDING GLASS DOOR	3150 X 2450	00	2450
08	SD2	SLIDING GLASS DOOR	3150 X 2450	00	2450
09	SD3	SLIDING GLASS DOOR	1650 X 2450	00	2450
10	SD4	SLIDING GLASS DOOR	1550 X 2450	00	2450
11	W1	TOILET WINDOW	750 X 1250	1200	2450
12	W2	TOILET WINDOW	750 X 2150	300	2450
13	W3	TOILET WINDOW	450 X 1250	1200	2450
14	W4	WINDOW (STAIRCASE)	1500 X 1250	1200 FROM LANDING	2450 FROM LANDING
15	W5	WINDOW (STAIRCASE)	1500 X 1250	1200 FROM LANDING	2450 FROM LANDING
16	W6	WINDOW (STAIRCASE)	1250 X 1250	1200 FROM LANDING	2450 FROM LANDING
17	FD1	F.H.C. DOOR (FIRE DOOR)	1000 X 2350	100	2450
18	FD2	L.V VOID DOOR (FIRE DOOR)	750 X 2350	100	2450
19	FD3	ELECTRICALVOID DOOR (FIRE DOOR)	1500 X 2350	100	2450

F.A.R. COVERED AREA CALCULATION FOR CIRCULATION AREA							
S.NO.	PARTICULARS						AREA (SQMT)
1	0.240	X	4.480			=	1.075
2	5.290	X	0.240			=	1.270
3	9.880	X	0.240			=	2.371
4	1.625	X	4.240			=	6.890
5	1.765	X	2.365	X	2	=	8.348
6	7.340	X	3.190			=	23.415
7	1.685	X	2.440			=	4.111
8	1.925	X	1.800			=	3.465
9	4.840	X	3.830			=	18.537
10	2.260	X	1.190			=	2.689
11	0.240	X	0.610			=	0.146
TOTAL AREA (A)						=	72.318
AREA SUBTRACTION							
L2	2.130	X	2.710	X	2	=	11.545
L3	2.120	X	2.710			=	5.745
H2	2.100	X	2.100			=	4.410
EL1	2.160	X	0.850			=	1.836
TOTAL (B)						=	23.536
TOTAL F.A.R AREA CORRIDOR C = (A - B)						=	48.783

CORRIDOR AREA CALCULATION TOWARDS 15% SERVICES AREA							
S.NO.	PARTICULARS						AREA (SQMT)
FIRE TOWER AREA							
FS1	9.880	X	4.000			=	39.520
LIFT LOBBY							
LL1	7.340	X	2.200			=	16.148
ELECTRICAL SHAFT							
EL1	2.160	X	0.850			=	1.836
TOTAL CORRIDOR AREA 15% SERVICES AREA (A)						=	57.504
UNIT AREA CALCULATION 15% SERVICES F.A.R AREA							
CUPBOARDS							
C1	1.530	X	0.540	X	2	=	1.652
PLUMBING SHAFT							
P1	0.200	X	0.300	X	4	=	0.240
TOTAL UNIT AREA CALCULATION 15% SERVICES F.A.R(B)						=	1.892
TOTAL 15% SERVICES F.A.R AREA = C (A + B)						=	59.396
AREA SUBTRACTION							
H1	2.100	X	0.900			=	1.890
L1	2.500	X	2.050			=	5.125
TOTAL AREA (D)						=	7.015
TOTAL 15% SERVICES F.A.R AREA E =(C - D)						=	52.381

NON.FAR. AREA CALCULATION OF ARCHITECTURAL ELEMENTS							
S.NO.	PARTICULARS						AREA (SQMT)
A1	0.300	X	0.100	X	7	=	0.210
TOTAL NON FAR AREA OF ARCHITECTURAL ELEMENTS						=	0.210

F.A.R. COVERED AREA CALCULATION FOR UNIT - 1							
S.NO.	PARTICULARS						AREA (SQMT)
COVERED AREA							
1	4.690	X	1.565			=	7.340
2	4.290	X	3.510			=	15.058
3	1.765	X	2.790			=	4.924
4	2.305	X	0.640			=	1.475
5	5.195	X	5.820			=	30.235
6	1.430	X	0.100			=	0.143
7	6.180	X	5.900			=	46.262
8	0.250	X	0.400	X	2	=	0.200
9	2.165	X	4.125			=	8.931
10	3.890	X	2.825			=	10.989
11	2.040	X	4.130			=	8.425
12	2.690	X	1.775			=	4.775
13	0.750	X	1.500			=	1.125
14	0.100	X	1.300			=	0.130
UNIT FAR AREA = (A)						=	142.012
AREA SUBTRACTION PLUMBING CUTOUT							
H1	1.985	X	1.200			=	2.356
H2	0.650	X	1.400			=	0.910
H3	0.300	X	1.226			=	0.368
P1	0.200	X	0.300	X	2	=	0.120
TOTAL (B)						=	3.756
TOTAL UNIT F.A.R AREA C = (A - B)						=	138.257
1 / 4 F.A.R AREA OF BALCONY							
R1	3.990	X	0.625			=	2.494
R2	5.640	X	0.625			=	3.525
R3	0.100	X	0.185			=	0.019
TOTAL AREA (D)						=	6.037
1/4 BALCONY F.A.R AREA (E)						=	1.509
TOTAL UNIT F.A.R AREA F = (C + E)						=	139.766

NON F.A.R AREA OF BALCONY							
Y1	1.100	X	1.125			=	1.238
Y2	1.500	X	2.010			=	3.015
Y3	2.340	X	0.600			=	1.404
Y4	1.790	X	0.400			=	0.716
Y5	2.040	X	1.100			=	2.244
Y6	3.880	X	1.400			=	5.432
Y7	3.990	X	0.100			=	0.399
Y8	5.540	X	0.400			=	2.216
Y9	5.640	X	1.100			=	6.204
Y10	2.490	X	0.900			=	2.241
3/4 AREA OF BALCONY (D - E)						=	4.528
TOTAL BALCONY AREA = (G)						=	29.650
15 % SERVICES AREA OF UNIT (CUPBOARDS + PLUMBING SHAFT)							
C1	1.530	X	0.540			=	0.826
P1	0.200	X	0.300	X	2	=	0.120
TOTAL 15% SERVICES AREA OF UNIT (H)						=	0.946
COVERAGE AREA FOR UNIT = F + G + H							
1	TOTAL UNIT F.A.R AREA (F)					=	139.766
2	NON FAR AREA OF UNIT (G)					=	29.650
3	15 % SERVICES AREA OF UNIT (H)					=	0.946
TOTAL UNIT COVERAGE AREA						=	170.362

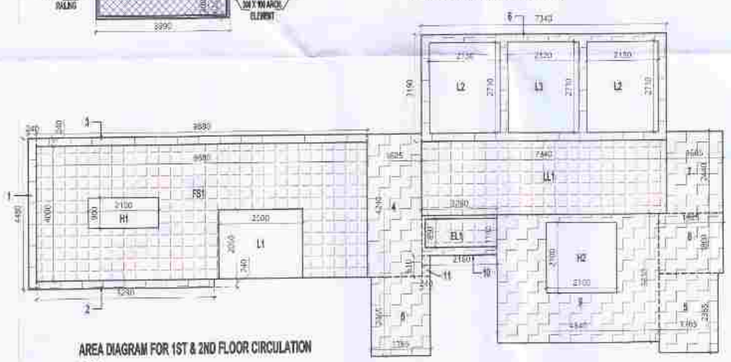

AREA DIAGRAM FOR 1ST & 2ND FLOOR CIRCULATION AREA

TOTAL F.A.R. AREA AT 1ST & 2ND FLOOR					
S.NO.	PARTICULARS				AREA (SQMT)
F.A.R AREA OF UNIT - 1	2	X	139.766	=	279.532
F.A.R AREA OF CIRCULATION	1	X	48.783	=	48.783
TOTAL F.A.R AREA				=	328.314

TOTAL NON F.A.R. AREA AT 1ST & 2ND FLOOR					
S.NO.	PARTICULARS				AREA (SQMT)
NON F.A.R AREA OF UNIT - 1	2	X	29.650	=	59.301
TOTAL NON F.A.R AREA				=	59.301

OWNER SIGN	ARCHITECT SIGN
THREE C HOMES PVT. LTD. Authorised Signatory	

NOTE:- 13TH FLOOR IS OMITTED AND MARKED AS 12TH (A) FLOOR

OWNER

M/S THREE C HOMES PVT. LTD.

SUBMISSION DRAWING

KEY PLAN

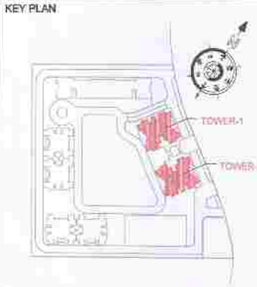

PROJECT

PROPOSED GROUP HOUSING AT PLOT NO. GH-01 IN PLOT NO. TS - 01, SECTOR 22-A, YAMUNA EXPRESSWAY, (U.P.) FOR M/S THREE C HOMES PVT. LTD.

DATE	PROJECT INCH.	CHECKED BY
13 - 11 -2024	BALRAJ SINGH	BIPIN CHAND
SCALE	DEALT BY	APPROVED BY
1:100	SHANKY GARG	VISHAL SHARMA

DRAWING TITLE

1ST & 2ND FLOOR PLAN

TOWER-1 & 2

ARCHITECTS

Confluence
NEW DELHI , INDIA

F-1, FIRST FLOOR, MIRA CORPORATE SUITES, ISHWAR NAGAR, NEW DELHI 110065

Ph- +91-11-26935684 ccs@inconfluence.com
Ph- +91-11-40564768 www.inconfluence.com
architecture urban design hospitality interiors
Member of IGBC ISO - 9001 : 2000

DRAWING NO.	REVISION
S-11	

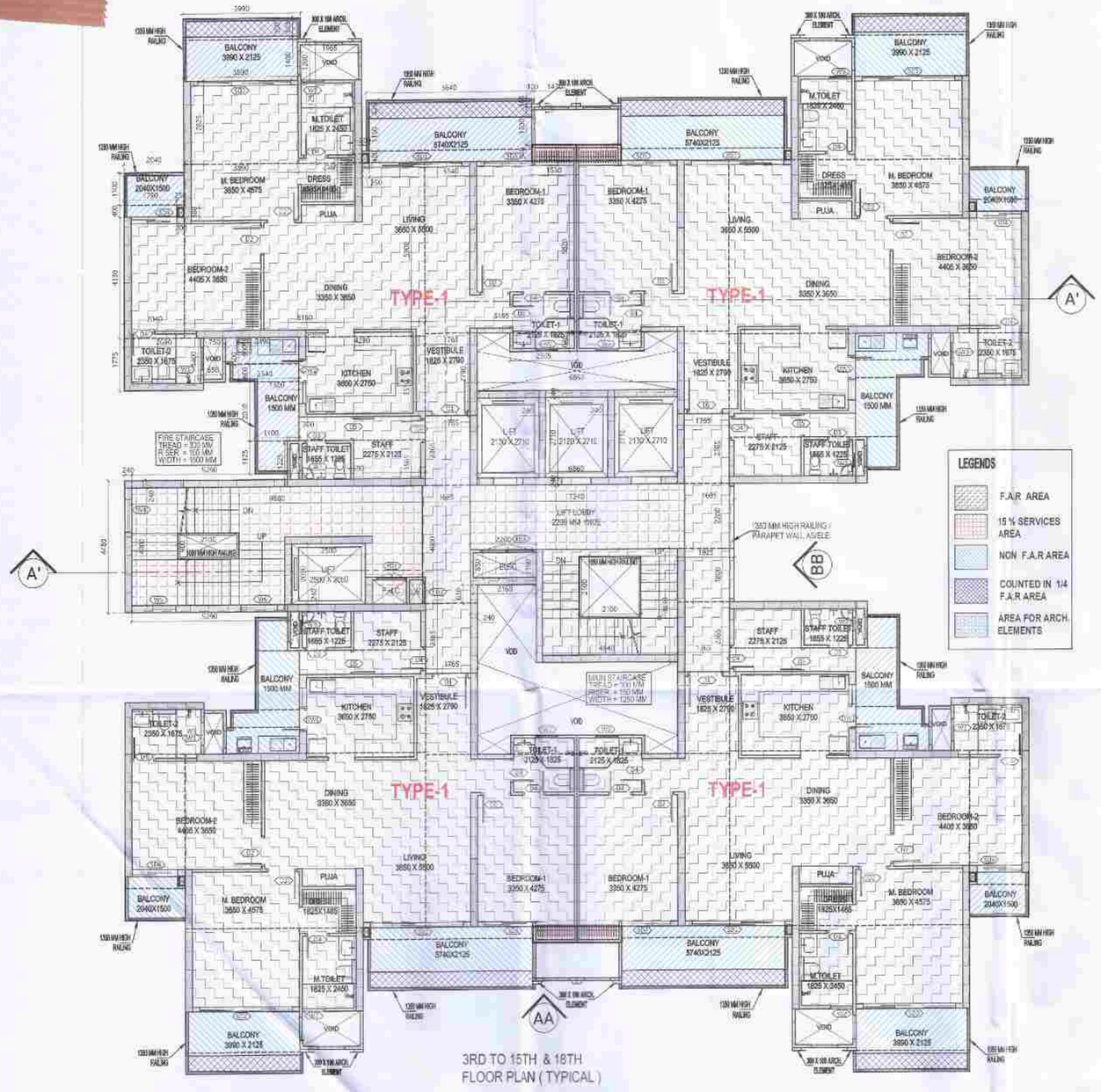

3RD TO 15TH & 18TH FLOOR PLAN (TYPICAL)

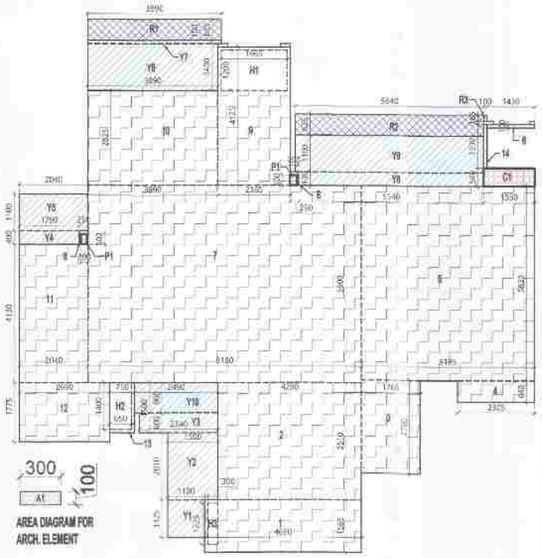

AREA DIAGRAM FOR ARCH. ELEMENT

AREA DIAGRAM FOR UNIT TYPE - 1

DOOR WINDOW SCHEDULE					
SR. NO.	CODE	DESCRIPTION	SIZE	SILL	LINTEL
01	D1	VENEERED POLISHED FLUSH DOOR	1200 X 2450	00	2450
02	D2	LAMINATED FLUSH DOOR	1000 X 2450	00	2450
03	D3	LAMINATED FLUSH DOOR	750 X 2450	00	2450
04	D4	LAMINATED FLUSH DOOR	800 X 2450	00	2450
05	D5	GLAZED DOOR	800 X 2450	00	2450
06	DW1	FIXED GLAZING WITH OPENING (KITCHEN)	1500 X 2450	00 / 1050	2450
07	SD1	SLIDING GLASS DOOR	3150 X 2450	00	2450
08	SD2	SLIDING GLASS DOOR	3150 X 2450	00	2450
09	SD3	SLIDING GLASS DOOR	1850 X 2450	00	2450
10	SD4	SLIDING GLASS DOOR	1550 X 2450	00	2450
11	W1	TOILET WINDOW	750 X 1250	1200	2450
12	W2	TOILET WINDOW	750 X 2150	300	2450
13	W3	TOILET WINDOW	450 X 1250	1200	2450
14	W4	WINDOW (STAIRCASE)	1500 X 1250	1200 FROM LANDING	2450 FROM LANDING
15	W5	WINDOW (STAIRCASE)	1500 X 1250	1200 FROM LANDING	2450 FROM LANDING
16	W6	WINDOW (STAIRCASE)	1250 X 1250	1200 FROM LANDING	2450 FROM LANDING
17	FD1	F.H.C. DOOR (FIRE DOOR)	1000 X 2350	100	2450
18	FD2	L.V VOID DOOR (FIRE DOOR)	750 X 2350	100	2450
19	FD3	ELECTRICAL/VOID DOOR (FIRE DOOR)	1800 X 2350	100	2450

S.NO.	PARTICULARS						AREA (SQMT)
1	0.240	X	4.480			=	1.075
2	5.290	X	0.240	X	2	=	2.539
3	1.765	X	2.365	X	4	=	16.697
4	1.625	X	4.000			=	6.500
5	6.860	X	0.240	X	2	=	3.293
6	0.240	X	2.710	X	2	=	1.301
7	1.685	X	2.200			=	3.707
8	1.925	X	1.800			=	3.465
9	4.840	X	3.830			=	18.537
10	2.260	X	1.190			=	2.689
11	0.240	X	0.610			=	0.146
TOTAL AREA (A)						=	59.950
AREA SUBTRACTION							
H2	2.100	X	2.100			=	4.410
EL1	2.160	X	0.850			=	1.836
TOTAL (B)						=	6.246
TOTAL F.A.R AREA CORRIDOR C = (A - B)						=	53.704

CORRIDOR AREA CALCULATION TOWARDS 15% SERVICES AREA							
S.NO.	PARTICULARS						AREA (SQMT)
FIRE TOWER AREA							
FS1	9.860	X	4.000			=	39.520
LIFT LOBBY							
LL1	7.340	X	2.200			=	16.148
ELECTRICAL SHAFT							
EL1	2.160	X	0.850			=	1.836
TOTAL CORRIDOR AREA 15% SERVICES AREA (A)						=	57.504
UNIT AREA CALCULATION 15% SERVICES F.A.R AREA							
CUPBOARDS							
C1	1.530	X	0.540	X	4	=	3.305
PLUMBING SHAFT							
P1	0.200	X	0.300	X	8	=	0.480
TOTAL UNIT AREA CALCULATION 15% SERVICES F.A.R(B)						=	3.785
TOTAL 15% SERVICES F.A.R AREA = C (A + B)						=	61.289
AREA SUBTRACTION							
H1	2.100	X	0.900			=	1.890
L1	2.500	X	2.050			=	5.125
TOTAL AREA (D)						=	7.015
TOTAL 15% SERVICES F.A.R AREA E =(C - D)						=	54.274

NON.FAR. AREA CALCULATION OF ARCHITECTURAL ELEMENTS							
S.NO.	PARTICULARS						AREA (SQMT)
A1	0.300	X	0.100	X	14	=	0.420
TOTAL NON FAR AREA OF ARCHITECTURAL ELEMENTS						=	0.420

TOTAL F.A.R. AREA AT TYPICAL FLOOR					
S.NO.	PARTICULARS				AREA (SQMT)
F.A.R AREA OF UNIT - 1	4	X	139.766	=	559.063
F.A.R AREA OF CIRCULATION	1	X	53.704	=	53.704
TOTAL F.A.R AREA				=	612.767

TOTAL NON F.A.R. AREA AT TYPICAL FLOOR					
S.NO.	PARTICULARS				AREA (SQMT)
NON F.A.R AREA OF UNIT - 1	4	X	29.650	=	118.602
TOTAL NON F.A.R AREA (BALCONY)				=	118.602

F.A.R. COVERED AREA CALCULATION FOR UNIT - 1							
S.NO.	PARTICULARS						AREA (SQMT)
COVERED AREA							
1	4.690	X	1.565			=	7.340
2	4.290	X	3.510			=	15.058
3	1.765	X	2.790			=	4.924
4	2.305	X	0.640			=	1.473
5	5.195	X	5.820			=	30.235
6	1.430	X	0.100			=	0.143
7	8.160	X	5.900			=	48.262
8	0.250	X	0.400	X	2	=	0.200
9	2.165	X	4.125			=	8.931
10	3.890	X	2.825			=	10.989
11	2.040	X	4.130			=	8.425
12	2.690	X	1.775			=	4.775
13	0.750	X	1.500			=	1.125
14	0.100	X	1.300			=	0.130
UNIT FAR AREA = (A)						=	142.012
AREA SUBTRACTION PLUMBING CUTOUT							
H1	1.965	X	1.200			=	2.358
H2	0.650	X	1.400			=	0.910
H3	0.300	X	1.225			=	0.368
P1	0.200	X	0.300	X	2	=	0.120
TOTAL (B)						=	3.756
TOTAL UNIT F.A.R AREA C = (A - B)						=	138.257
1 / 4 F.A.R AREA OF BALCONY							
R1	3.990	X	0.625			=	2.494
R2	5.640	X	0.625			=	3.525
R3	0.100	X	0.185			=	0.019
TOTAL AREA (D)						=	6.037
1/4 BALCONY F.A.R AREA (E)						=	1.509
TOTAL UNIT F.A.R AREA F = (C + E)						=	139.766

NON F.A.R AREA OF BALCONY							
Y1	1.100	X	1.125			=	1.238
Y2	1.500	X	2.010			=	3.015
Y3	2.340	X	0.600			=	1.404
Y4	1.790	X	0.400			=	0.716
Y5	2.040	X	1.100			=	2.244
Y6	3.890	X	1.400			=	5.446
Y7	3.900	X	0.100			=	0.390
Y8	5.540	X	0.400			=	2.216
Y9	5.640	X	1.100			=	6.204
Y10	2.490	X	0.900			=	2.241
3/4 AREA OF BALCONY (D - E)						=	4.528
TOTAL BALCONY AREA = (G)						=	29.650
15 % SERVICES AREA OF UNIT (CUPBOARDS + PLUMBING SHAFT)							
C1	1.530	X	0.540			=	0.826
P1	0.200	X	0.300	X	2	=	0.120
TOTAL 15% SERVICES AREA OF UNIT (H)						=	0.946
COVERAGE AREA FOR UNIT = F + G + H							
1	TOTAL UNIT F.A.R AREA (F)					=	139.766
2	NON FAR AREA OF UNIT (G)					=	29.650
3	15 % SERVICES AREA OF UNIT (H)					=	0.946
TOTAL UNIT COVERAGE AREA						=	170.362

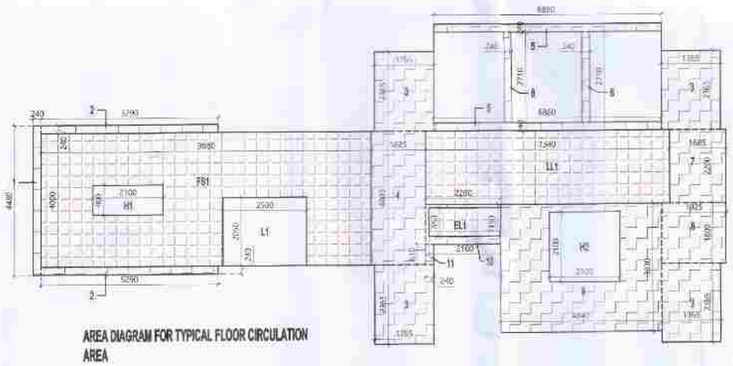

AREA DIAGRAM FOR TYPICAL FLOOR CIRCULATION AREA

OWNER SIGN

THREE C HOMES PVT. LTD.

Authorised Signatory

ARCHITECT SIGN

Authorised Authority

Vide Letter No. 73/24 Date 11-12-24

Vide Mail Date

Sign

Gen. Manager (Plng. & Arch)

NOTE:- 13TH FLOOR IS OMITTED AND MARKED AS 12TH (A) FLOOR

OWNER

M/S THREE C HOMES PVT. LTD.

SUBMISSION DRAWING

KEY PLAN

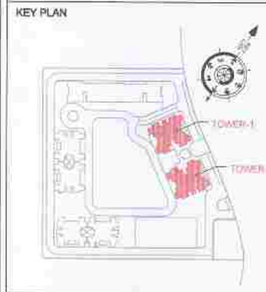

PROJECT

PROPOSED GROUP HOUSING AT PLOT NO. GH-01 IN PLOT NO. TS - 01, SECTOR 22-A, YAMUNA EXPRESSWAY, (U.P.) FOR M/S THREE C HOMES PVT. LTD.

DATE	PROJECT INCH.	CHECKED BY
13 - 11 -2024	BALRAJ SINGH	BIPIN CHAND
SCALE	DEALT BY	APPROVED BY
1:100	SHANKY GARG	VISHAL SHARMA

DRAWING TITLE

TYPICAL FLOOR PLAN (3RD TO 15TH & 18TH)

TOWER-1 & 2

ARCHITECTS

Confluence

NEW DELHI , INDIA

F-1, FIRST FLOOR, MIRA CORPORATE SUITES, ISHWAR NAGAR, NEW DELHI 110065

Ph- +91-11-26925684 ccs@inconfluence.com Ph- +91-11-40584768 www.inconfluence.com

Member of IGBC ISO - 9001 : 2000

architecture urban design hospitality interiors

DRAWING NO.	REVISION
S-12	

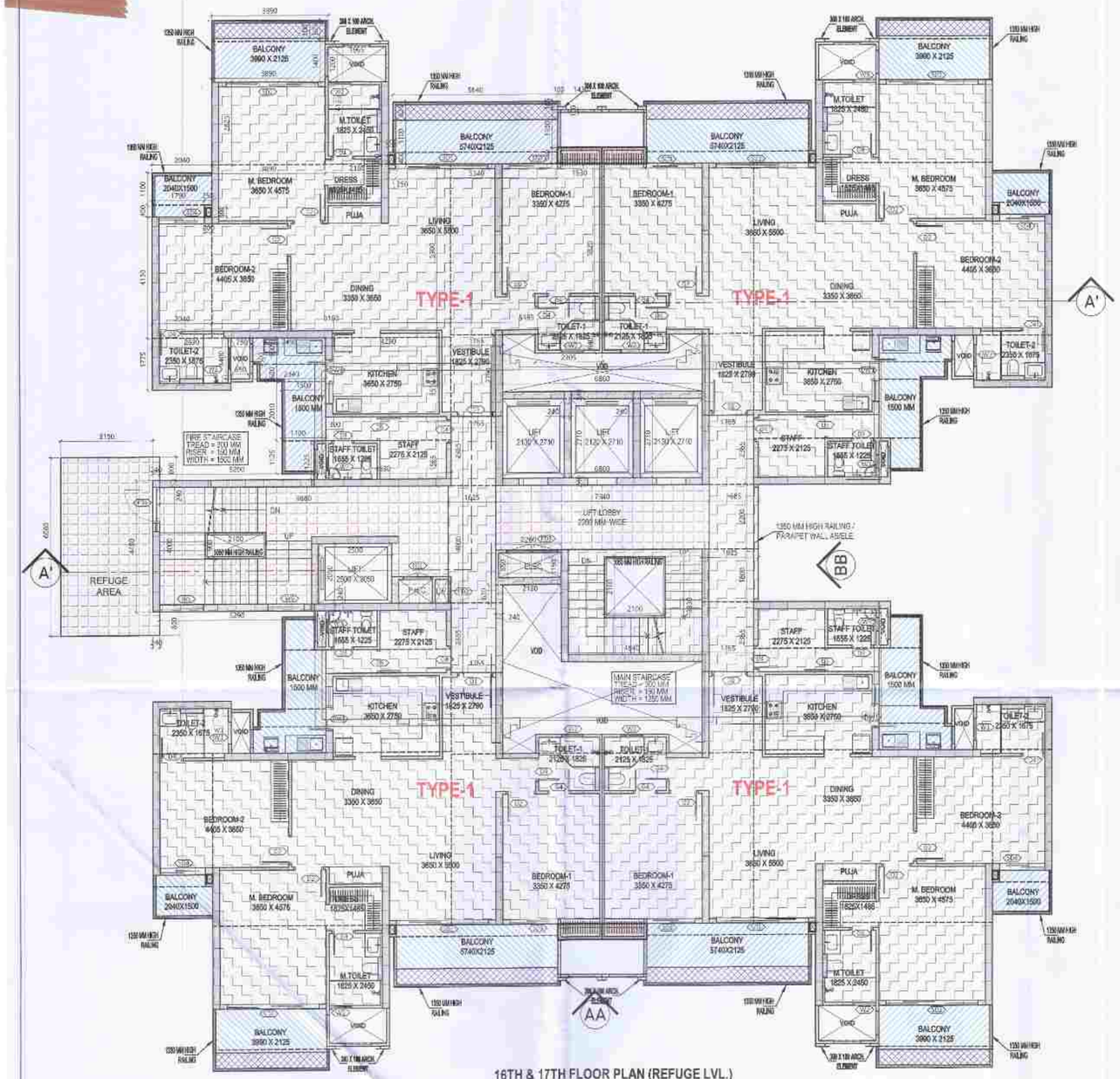

16TH & 17TH FLOOR PLAN (REFUGE LVL.)

REFUGE AREA REQUIRED -
- 706.063 SQMTR(BLDG. PLATE) X 2 FLOORS X 0.3
= 471.638 / 12.5 + 0.9 SQM (for spec.cabin)
= 38.491 SQM , SAY - 39.00 SQMT.
REFUGE AREA PROPOSED = 19.536 X 2 = 39.072 SQMT

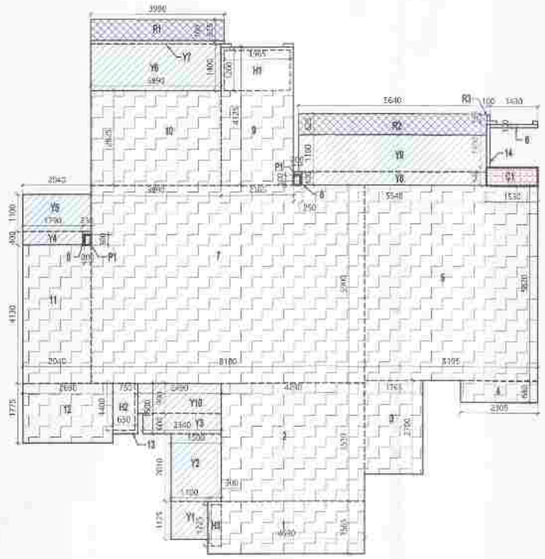

AREA DIAGRAM FOR UNIT TYPE - 1

DOOR WINDOW SCHEDULE				
CODE	DESCRIPTION	SIZE	SILL	LINTEL
D1	VENEERED POLISHED FLUSH DOOR	1200 X 2450	00	2450
D2	LAMINATED FLUSH DOOR	1000 X 2450	00	2450
D3	LAMINATED FLUSH DOOR	750 X 2450	00	2450
D4	LAMINATED FLUSH DOOR	800 X 2450	00	2450
D5	GLAZED DOOR	800 X 2450	00	2450
DW1	FIXED GLAZING WITH OPENING (KITCHEN)	1500 X 2450	00 / 1050	2450
SD1	SLIDING GLASS DOOR	3150 X 2450	00	2450
SD2	SLIDING GLASS DOOR	3150 X 2450	00	2450
SD3	SLIDING GLASS DOOR	1650 X 2450	00	2450
SD4	SLIDING GLASS DOOR	1650 X 2450	00	2450
W1	TOILET WINDOW	750 X 1250	1200	2450
W2	TOILET WINDOW	750 X 2150	300	2450
W3	TOILET WINDOW	450 X 1250	1200	2450
W4	WINDOW (STAIRCASE)	1500 X 1250	1200 FROM LANDING	2450 FROM LANDING
W5	WINDOW (STAIRCASE)	1500 X 1250	1200 FROM LANDING	2450 FROM LANDING
W6	WINDOW (STAIRCASE)	1250 X 1250	1200 FROM LANDING	2450 FROM LANDING
FD1	F.H.C. DOOR (FIRE DOOR)	1000 X 2350	100	2450
FD2	L.V.VOID DOOR (FIRE DOOR)	750 X 2350	100	2450
FD3	ELECTRICALVOID DOOR (FIRE DOOR)	1600 X 2350	100	2450

F.A.R. COVERED AREA CALCULATION FOR UNIT - 1							
S.NO.	PARTICULARS						AREA (SQMT)
COVERED AREA							
1	4.690	X	1.565			=	7.340
2	4.290	X	3.510			=	15.058
3	1.765	X	2.790			=	4.924
4	2.305	X	0.640			=	1.475
5	5.195	X	5.820			=	30.235
6	1.430	X	0.100			=	0.143
7	8.180	X	5.900			=	48.262
8	0.250	X	0.400	X	2	=	0.200
9	2.165	X	4.125			=	8.931
10	3.890	X	2.825			=	10.989
11	2.040	X	4.130			=	8.425
12	2.690	X	1.775			=	4.775
13	0.750	X	1.500			=	1.125
14	0.100	X	1.300			=	0.130
UNIT FAR AREA = (A)						=	142.012
AREA SUBTRACTION PLUMBING CUTOUT							
H1	1.965	X	1.200			=	2.358
H2	0.650	X	1.400			=	0.910
H3	0.300	X	1.225			=	0.368
P1	0.200	X	0.300	X	2	=	0.120
TOTAL (B)						=	3.756
TOTAL UNIT F.A.R AREA C = (A - B)						=	138.257
1 / 4 F.A.R AREA OF BALCONY							
R1	3.990	X	0.625			=	2.494
R2	5.640	X	0.625			=	3.525
R3	0.100	X	0.185			=	0.018
TOTAL AREA (D)						=	6.037
1/4 BALCONY F.A.R AREA (E)						=	1.509
TOTAL UNIT F.A.R AREA F = (C + E)						=	139.765

F.A.R. COVERED AREA CALCULATION FOR CIRCULATION AREA							
S.NO.	PARTICULARS						AREA (SQMT)
1	0.240	X	4.480			=	1.075
2	5.290	X	0.240	X	2	=	2.538
3	1.765	X	2.385	X	4	=	16.897
4	1.625	X	4.000			=	6.500
5	6.860	X	0.240	X	2	=	3.293
6	0.240	X	2.710	X	2	=	1.301
7	1.885	X	2.200			=	3.707
8	1.925	X	1.800			=	3.465
9	4.840	X	3.830			=	18.537
10	2.280	X	1.190			=	2.889
11	0.240	X	0.610			=	0.146
TOTAL AREA (A)						=	59.950
AREA SUBTRACTION							
H2	2.100	X	2.100			=	4.410
EL1	2.160	X	0.850			=	1.836
TOTAL (B)						=	6.246
TOTAL F.A.R AREA CORRIDOR C = (A - B)						=	53.704

CORRIDOR AREA CALCULATION TOWARDS 15% SERVICES AREA							
S.NO.	PARTICULARS						AREA (SQMT)
FIRE TOWER AREA							
FS1	9.880	X	4.000			=	39.520
LIFT LOBBY							
LL1	7.340	X	2.200			=	16.148
ELECTRICAL SHAFT							
EL1	2.160	X	0.850			=	1.836
REFUGE AREA							
N1	3.150	X	6.080			=	19.152
N2	0.240	X	0.800	X	2	=	0.384
TOTAL CORRIDOR AREA 15% SERVICES AREA (A)						=	77.040
UNIT AREA CALCULATION 15% SERVICES F.A.R AREA							
CUPBOARDS							
C1	1.530	X	0.540	X	4	=	3.305
PLUMBING SHAFT							
P1	0.200	X	0.300	X	8	=	0.480
TOTAL UNIT AREA CALCULATION 15% SERVICES F.A.R (B						=	3.785
TOTAL 15% SERVICES F.A.R AREA = C (A + B)						=	80.825
AREA SUBTRACTION							
H1	2.100	X	0.900			=	1.890
L1	2.500	X	2.050			=	5.125
TOTAL AREA (D)						=	7.015
TOTAL 15% SERVICES F.A.R AREA E = (C - D)						=	73.810

NON F.A.R AREA OF BALCONY							
Y1	1.100	X	1.125			=	1.238
Y2	1.595	X	2.010			=	3.015
Y3	2.340	X	0.600			=	1.404
Y4	1.790	X	0.400			=	0.716
Y5	2.040	X	1.100			=	2.244
Y6	3.890	X	1.400			=	5.446
Y7	3.990	X	0.100			=	0.399
Y8	5.540	X	0.400			=	2.216
Y9	5.640	X	1.100			=	6.204
Y10	2.490	X	0.900			=	2.241
3/4 AREA OF BALCONY (D - E)						=	4.528
TOTAL BALCONY AREA = (G)						=	29.650
15 % SERVICES AREA OF UNIT (CUPBOARDS + PLUMBING SHAFT)							
C1	1.530	X	0.540			=	0.826
P1	0.200	X	0.300	X	2	=	0.120
TOTAL 15% SERVICES AREA OF UNIT (H)						=	0.946
COVERAGE AREA FOR UNIT = F + G + H							
1	TOTAL UNIT F.A.R AREA (F)					=	139.765
2	NON FAR AREA OF UNIT (G)					=	29.650
3	15 % SERVICES AREA OF UNIT (H)					=	0.946
TOTAL UNIT COVERAGE AREA						=	170.362

TOTAL F.A.R. AREA AT REFUGE FLOOR					
S.NO.	PARTICULARS				AREA (SQMT)
F.A.R AREA OF UNIT - 1	4	X	139.766	=	559.063
F.A.R AREA OF CIRCULATION	1	X	53.704	=	53.704
TOTAL F.A.R AREA				=	612.767

TOTAL NON F.A.R. AREA AT REFUGE FLOOR					
S.NO.	PARTICULARS				AREA (SQMT)
NON F.A.R AREA OF UNIT - 1	4	X	29.650	=	118.602
TOTAL NON F.A.R AREA				=	118.602

NON.FAR. AREA CALCULATION OF ARCHITECTURAL ELEMENTS							
S.NO.	PARTICULARS						AREA (SQMT)
A1	0.300	X	0.100	X	14	=	0.420
TOTAL NON FAR AREA OF ARCHITECTURAL ELEMENTS						=	0.420

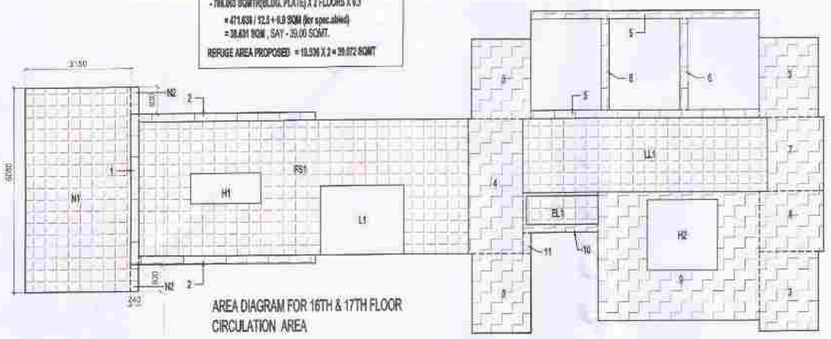

AREA DIAGRAM FOR 16TH & 17TH FLOOR CIRCULATION AREA

OWNER SIGN

THREE C HOMES PVT. LTD.
Authorised Signatory

ARCHITECT SIGN

VISHAL SHARMA ARCHITECT REGISTRATION NO. CA/90/20000 NEW DELHI

Noida Metropolitan Development Authority
APPROVED
Vide Letter No. 273/21 Date 31-12-21
Valid Upto Dt. 31-12-24
Manager (Arch) Gen. Manager (Plng. & Arch)

NOTE:- 13TH FLOOR IS OMITTED AND MARKED AS 12TH (A) FLOOR

OWNER

M/S THREE C HOMES PVT. LTD.

SUBMISSION DRAWING

KEY PLAN

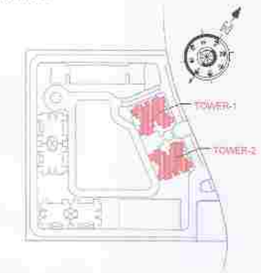

PROJECT

PROPOSED GROUP HOUSING AT PLOT NO. GH-01 IN PLOT NO. TS - 01, SECTOR 22-A, YAMUNA EXPRESSWAY, (U.P.) FOR M/S THREE C HOMES PVT. LTD.

DATE	PROJECT INCH.	CHECKED BY
13 - 11 -2024	BALRAJ SINGH	BIPIN CHAND
SCALE	DEALT BY	APPROVED BY
1:100	SHANKY GARG	VISHAL SHARMA

DRAWING TITLE

16TH & 17TH FLOOR PLAN (REFUGE FLOOR)

TOWER-1 & 2

ARCHITECTS

Confluence
NEW DELHI , INDIA

F-1, FIRST FLOOR, MIRA CORPORATE SUITES, ISHWAR NAGAR, NEW DELHI 110065

Ph- +91-11-26925684 ccs@inconfluence.com
Ph- +91-11-40564768 www.inconfluence.com
architecture urban design hospitality
Member of IGBC
ISO - 9001 : 2000
interiors

DRAWING NO.	REVISION
S-13	

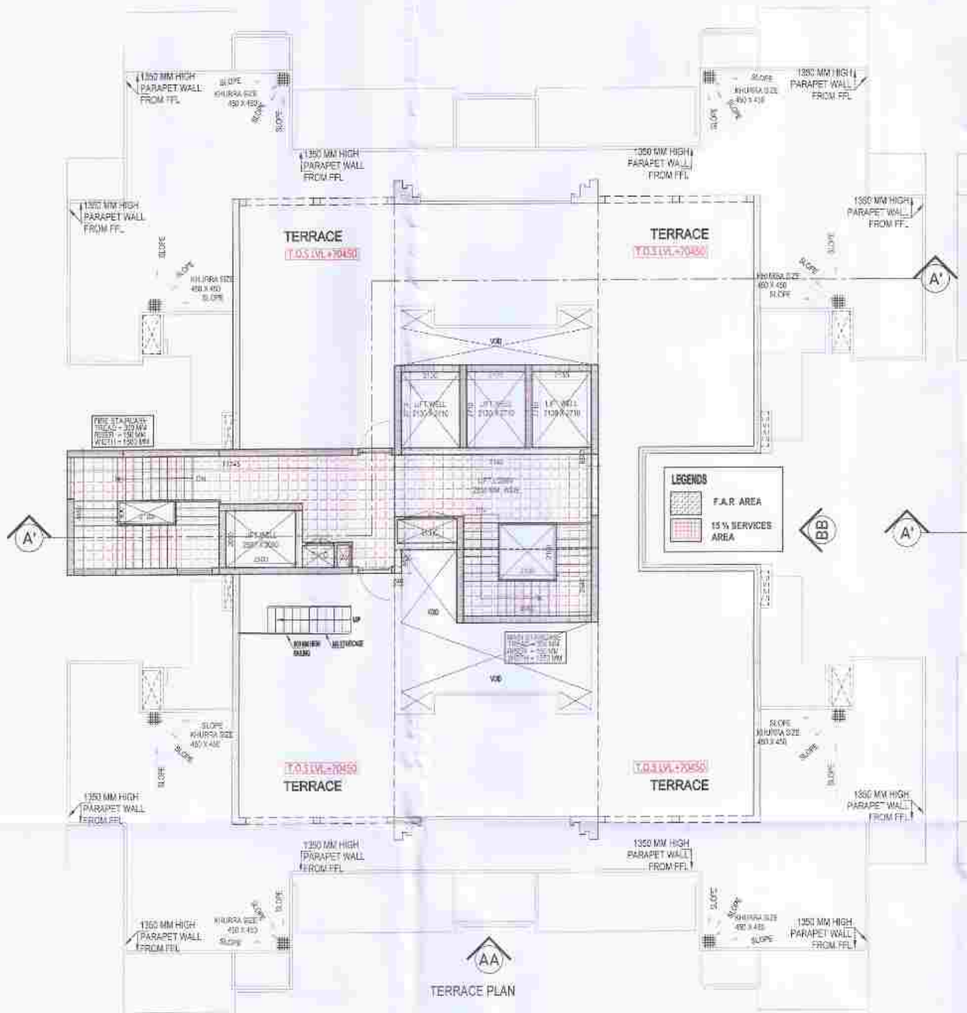

TERRACE PLAN

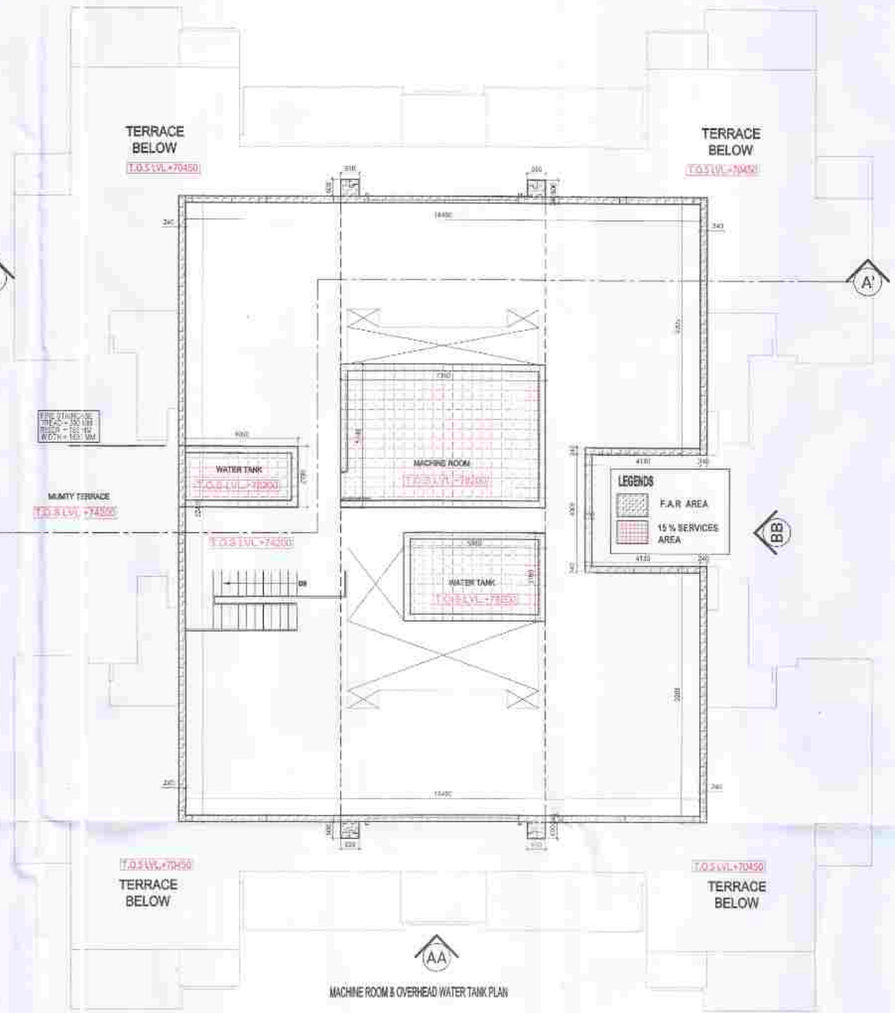

MACHINE ROOM & OVERHEAD WATER TANK PLAN

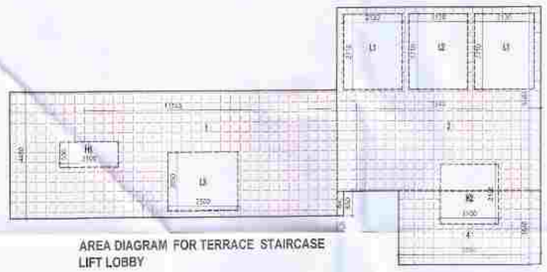

AREA DIAGRAM FOR TERRACE STAIRCASE LIFT LOBBY

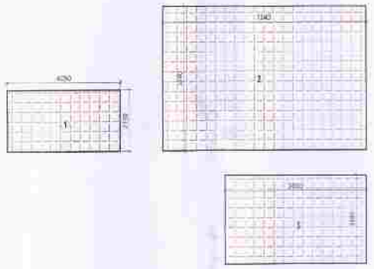

AREA DIAGRAM FOR MACHINE ROOM & OVERHEAD WATER TANK

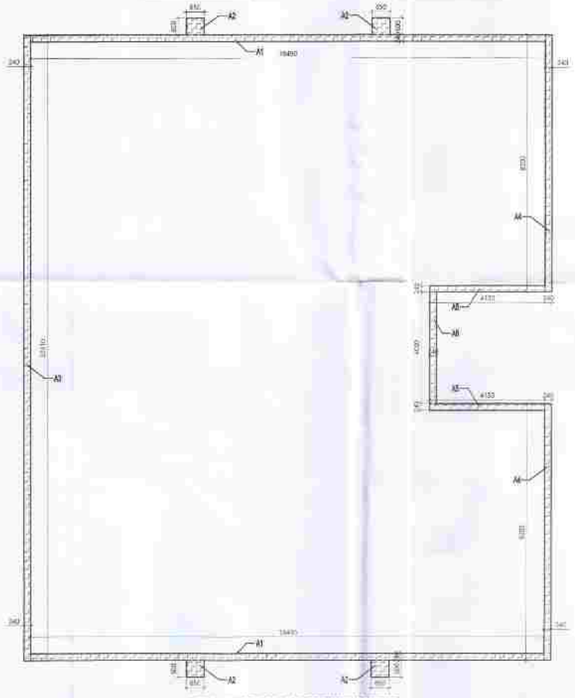

AREA DIAGRAM FOR ELEVATIONAL FEATURE

AREA CALCULATION F.A.R AT TERRACE FLOOR

S.NO.	PARTICULARS						AREA (SQMT)
ELEVATIONAL FEATURE							
A1	18.490	X	0.240	X	2	=	8.875
A2	0.650	X	0.650	X	4	=	1.560
A3	0.240	X	22.410			=	5.378
A4	0.240	X	9.265	X	2	=	4.418
A5	4.132	X	0.240	X	2	=	1.982
A6	0.240	X	4.000			=	0.960
TOTAL F.A.R AREA						=	23.174

AREA CALCULATION TOWARDS 15 % SERVICES AREA AT TERRACE FLOOR

S.NO.	PARTICULARS						AREA (SQMT)
TERRACE LIFT LOBBY AREA & STAIRCASE							
1	11.745	X	4.480			=	52.618
2	7.340	X	6.580			=	48.297
3	0.240	X	0.850			=	0.204
4	5.080	X	2.640			=	13.411
TOTAL (A)						=	114.530
AREA SUBTRACTION							
OPEN AREA							
L1	2.130	X	2.710	X	2	=	11.545
L2	2.120	X	2.710			=	5.745
L3	2.500	X	2.050			=	5.125
H1	2.100	X	0.900			=	1.890
H2	2.100	X	2.100			=	4.410
TOTAL (B)						=	28.715
TOTAL TERRACE LIFT LOBBY AREA & STAIRCASE = (A - B)						=	85.815

AREA CALCULATION TOWARDS 15 % SERVICES AREA AT TERRACE LVL.

S.NO.	PARTICULARS						AREA (SQMT)
ACHINE ROOM & OVER HEAD TANK							
1	4.050	X	2.190			=	8.870
2	7.340	X	5.140			=	37.728
3	5.080	X	3.180			=	16.154
TOTAL OVER HEAD TANK						=	62.752

OWNER SIGN

THREE C HOMES PVT. LTD.
Authorised Signatory

ARCHITECT SIGN

VISHAL SHARMA ARCHITECT CA/2001/33168 NEW DELHI

Valuation Branch, Town & Country Planning Authority
Visa Letter No. 783/22 Date 01-12-2022
Valid Upto 5-7-25
Manager (Arch) Dy. Manager (Plng. & Arch)
Draw. Checked

NOTE:- 13TH FLOOR IS OMITTED AND MARKED AS 12TH (A) FLOOR

OWNER

M/S THREE C HOMES PVT. LTD.

SUBMISSION DRAWING

KEY PLAN

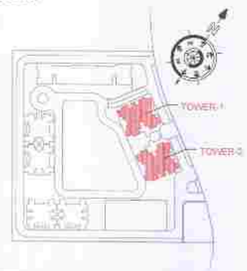

PROJECT

PROPOSED GROUP HOUSING AT PLOT NO. GH-01 IN PLOT NO. TS - 01, SECTOR 22-A, YAMUNA EXPRESSWAY, (U.P.) FOR M/S THREE C HOMES PVT. LTD.

DATE	PROJECT INCH.	CHECKED BY
13 - 11 -2024	BALRAJ SINGH	BIPIN CHAND
SCALE	DEALT BY	APPROVED BY
1:100	SHANKY GARG	VISHAL SHARMA

DRAWING TITLE

TERRACE, MACHINE ROOM & OHT LEVEL PLAN

TOWER-1 & 2

ARCHITECTS

Confluence
NEW DELHI , INDIA

F-1, FIRST FLOOR, MIRA CORPORATE SUITES, ISHWAR NAGAR, NEW DELHI 110065

Ph- +91-11-26925684 ccs@inconfluence.com
Ph- +91-11-40564768 www.inconfluence.com
Member of IGBC ISO - 9001 : 2000
architecture urban design hospitality interiors

DRAWING NO. S-14

REVISION

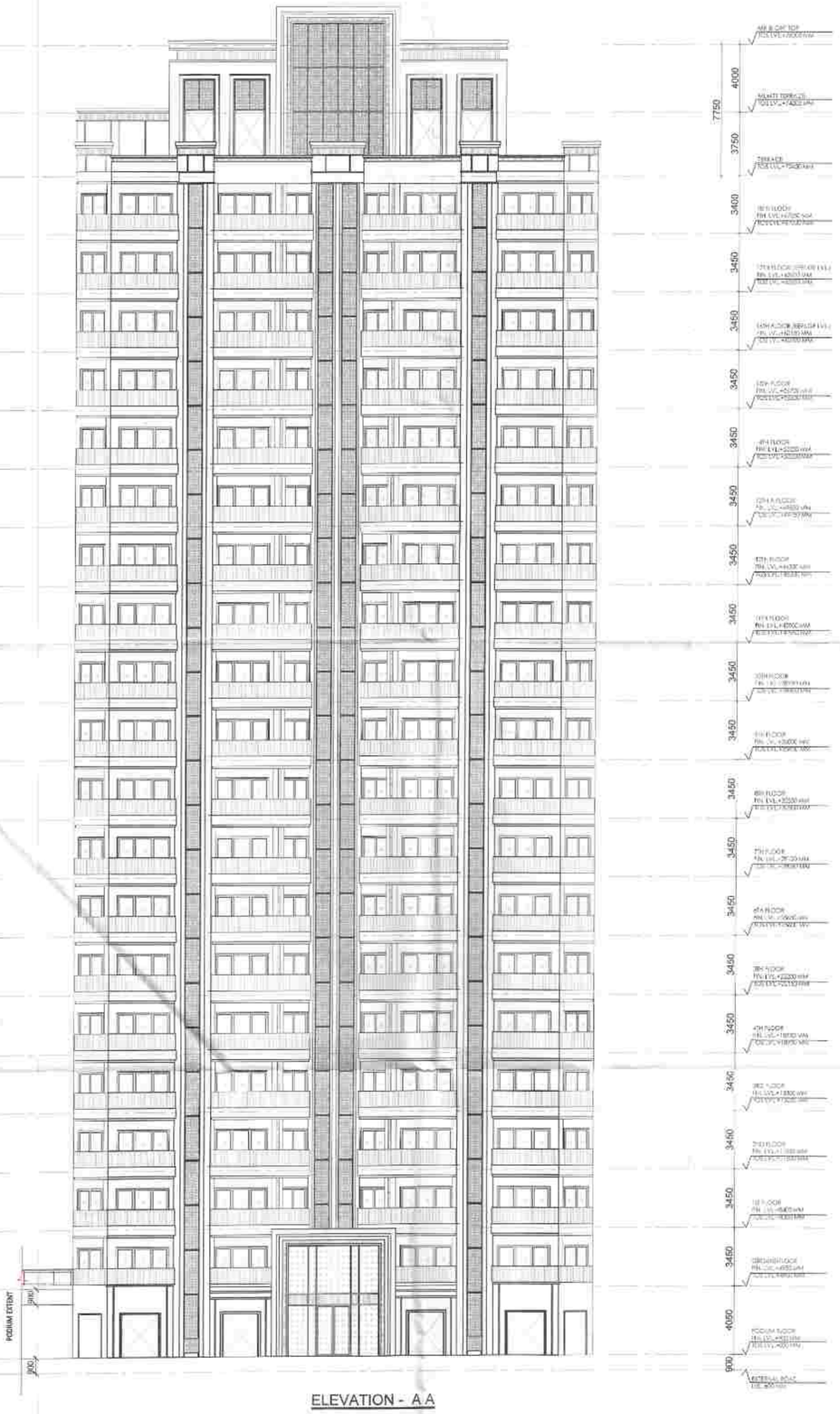

ELEVATION - A A

ELEVATION - B B

OWNER SIGN	ARCHITECT SIGN
THREE C HOMES PVT. LTD. Authorised Signatory	

Yamuna Expressway Industrial Development Authority
APPROVED
Vide Letter No. 783/ Date 11-12-2024
Valid Upto Date 5 yrs
Manager (Arch) Dy. Manager (Plng. & Arch)

NOTE:- 13TH FLOOR IS OMITTED AND MARKED AS 12TH (A) FLOOR

OWNER

M/S THREE C HOMES PVT. LTD.

SUBMISSION DRAWING

KEY PLAN

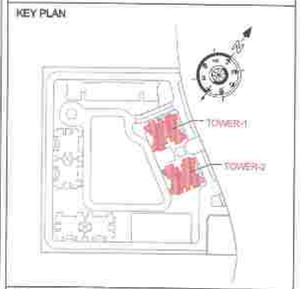

PROJECT

PROPOSED GROUP HOUSING AT PLOT NO. GH-01 IN PLOT NO. T5 - 01, SECTOR 22-A, YAMUNA EXPRESSWAY, (U.P.) FOR M/S THREE C HOMES PVT. LTD.

DATE	PROJECT INCH.	CHECKED BY
13 - 11 -2024	BALRAJ SINGH	BIPIN CHAND
SCALE	DEALT BY	APPROVED BY
1:100	SHANKY GARG	VISHAL SHARMA

DRAWING TITLE

ELEVATIONS

TOWER-1 & 2

ARCHITECTS

Confluence
NEW DELHI , INDIA

F-1, FIRST FLOOR, MIRA CORPORATE SUITES, ISHWAR NAGAR, NEW DELHI 110065

Ph- +91-11-26925684 ccs@inconfluence.com
Ph- +91-11-40564768 www.inconfluence.com
Member of IGBC ISO - 9001 : 2000
architecture urban design hospitality interiors

DRAWING NO. S-15

REVISION

OWNER SIGN	ARCHITECT SIGN
THREE C HOMES PVT. LTD. Authorised Signatory	VISHAL SHARMA

NOTE:- 13TH FLOOR IS OMITTED AND MARKED AS 12TH (A) FLOOR

OWNER

M/S THREE C HOMES PVT. LTD.

SUBMISSION DRAWING

KEY PLAN

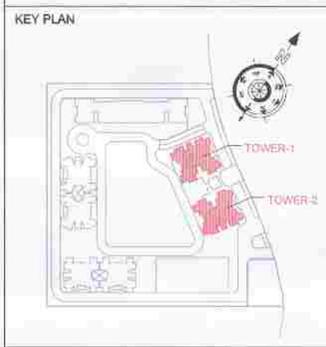

PROJECT

PROPOSED GROUP HOUSING AT PLOT NO. GH-01 IN PLOT NO. TS - 01, SECTOR 22-A, YAMUNA EXPRESSWAY, (U.P.) FOR M/S THREE C HOMES PVT. LTD.

DATE	PROJECT INCH.	CHECKED BY
13 - 11 -2024	BALRAJ SINGH	BIPIN CHAND
SCALE	DEALT BY	APPROVED BY
1:100	SHANKY GARG	VISHAL SHARMA

DRAWING TITLE

SECTION - A' -A'

TOWER-1 & 2

Yamuna Expressway Industrial Development Authority
APPROVED
Vide Letter No. YEA/Plg/2024/ 2-33/14 Date 11-12-2024
Valid Upto Date
Manager (Arch)
Dy. Manager (Plng. & Arch)

ARCHITECTS

Confluence

NEW DELHI , INDIA

F-1, FIRST FLOOR, MIRA CORPORATE SUITES, ISHWAR NAGAR, NEW DELHI 110065

Ph- +91-11-26925684 ccs@inconfluence.com Member of IGBC
Ph- +91-11-40564768 www.inconfluence.com ISO - 9001 : 2000
architecture urban design hospitality interiors

DRAWING NO.	REVISION
S-16	

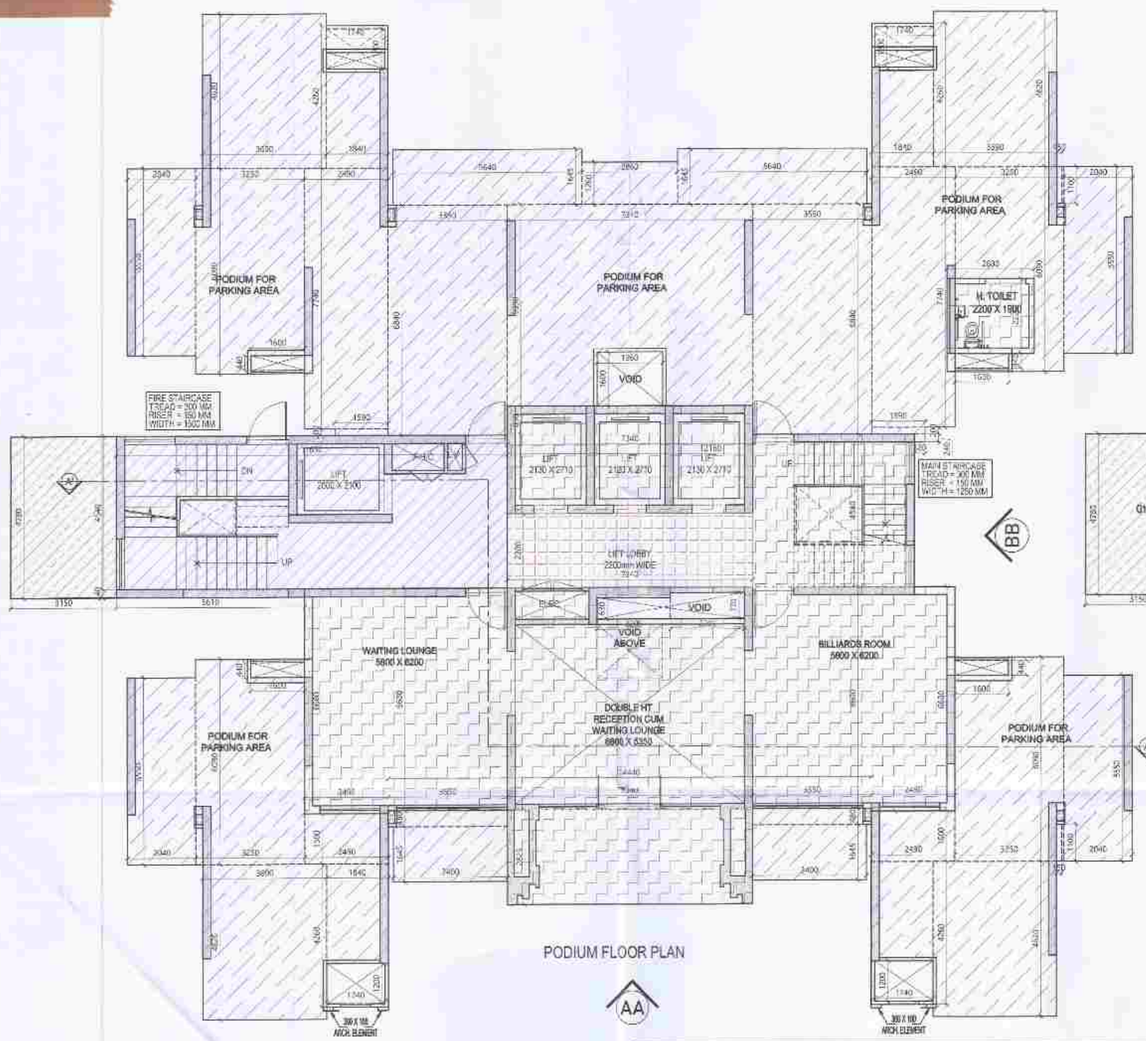

PODIUM FLOOR PLAN

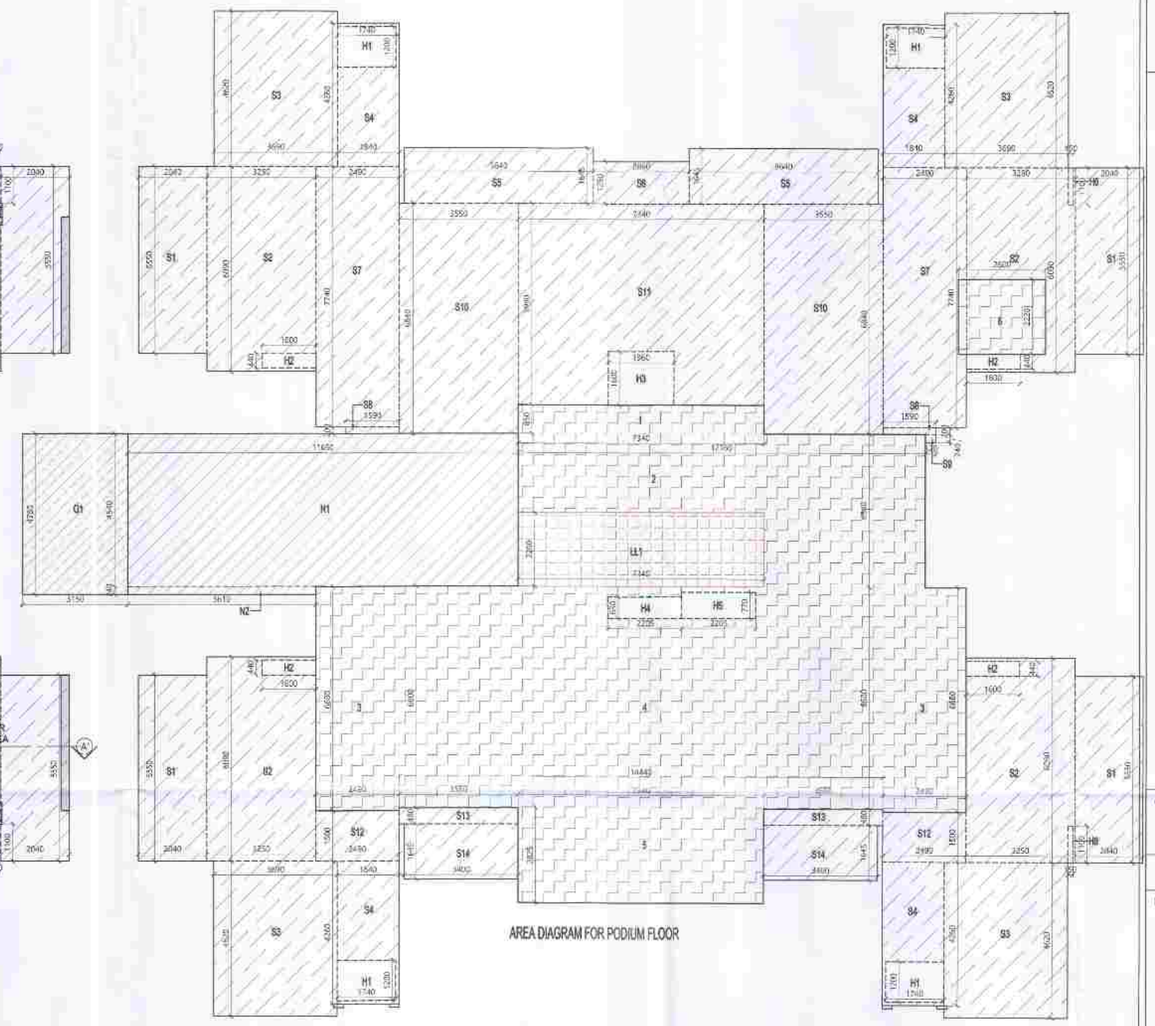

AREA DIAGRAM FOR PODIUM FLOOR

TOWER - 5 TO 8							
	GROUND COVERAGE	F.A.R. AREA	15 % SERVICES AREA	NON F.A.R AREA	NON F.A.R AREA (ARCH. ELEMENTS)	PODIUM NON F.A.R AREA	HEIGHT FL. LVL (MM) (+)
PODIUM	662.759	197.288	16.148	54.237	0.120	379.609	900
GROUND		416.674	59.967	85.300	0.330		4950
1ST FLOOR		446.567	61.619	93.769	0.420		8400
2ND FLOOR		446.567	61.619	93.769	0.420		11850
3RD FLOOR		446.567	61.619	93.769	0.420		15300
4TH FLOOR		446.567	61.619	93.769	0.420		18750
5TH FLOOR		446.567	61.619	93.769	0.420		22200
6TH FLOOR		446.567	61.619	93.769	0.420		25650
7TH FLOOR		446.567	61.619	93.769	0.420		29100
8TH FLOOR		446.567	61.619	93.769	0.420		32550
9TH FLOOR		446.567	61.619	93.769	0.420		36000
10TH FLOOR		446.567	61.619	93.769	0.420		39450
11TH FLOOR		446.567	61.619	93.769	0.420		42900
12TH FLOOR		446.567	61.619	93.769	0.420		46350
12TH (A) FLOOR		446.567	61.619	93.769	0.420		49800
14TH FLOOR		446.567	61.619	93.769	0.420		53250
15TH FLOOR		446.567	61.619	93.769	0.420		56700
16TH FLOOR (REFUGE AREA)		446.567	76.676	93.769	0.420		60150
17TH FLOOR (REFUGE AREA)		446.567	76.676	93.769	0.420		63600
18TH FLOOR		446.567	61.619	93.769	0.420		67050
19TH FLOOR		446.567	61.619	93.769	0.420		70500
20TH FLOOR		446.567	61.619	93.769	0.420		73950
21ST FLOOR		446.567	61.619	93.769	0.420		77400
22ND FLOOR		446.567	61.619	93.769	0.420		73950
23RD FLOOR		446.567	61.619	93.769	0.420		77400
24TH FLOOR		446.567	61.619	93.769	0.420		80850
TERRACE FLOOR			93.648				84250
M.ROOM & OHT.LVL.		17.170	60.635				
TOTAL	662.759	11347.734	1748.370	2390.000	10.530	379.609	

TOTAL GROUND COVERAGE AREA (F.A.R AREA + NON F.A.R AREA + 15% SERVICES AREA		
PARTICULARS		AREA (SQMT)
F.A.R AREA OF PODIUM FLOOR	=	197.288
15% SERVICES AREA PODIUM FLOOR	=	16.148
NON F.A.R AREA OF PODIUM FLOOR	=	433.846
GROUND COVERAGE USE ONLY	=	15.057
ARCHITECTURAL ELEMENTS (TYPICAL FLOOR)	=	0.420
TOTAL GROUND COVERAGE AREA	=	662.759

NON F.A.R. PARKING AREA PODIUM FLOOR							
S.NO.							AREA (SQMT)
S1	2.040	X	5.550	X	4	=	45.288
S2	3.250	X	6.090	X	4	=	79.170
S3	3.690	X	4.620	X	4	=	68.191
S4	1.840	X	4.260	X	4	=	31.354
S5	5.640	X	1.645	X	2	=	18.556
S6	2.860	X	1.260			=	3.604
S7	2.490	X	7.740	X	2	=	38.545
S8	1.590	X	0.200	X	2	=	0.636
S9	0.320	X	0.240			=	0.077
S10	3.550	X	6.840	X	2	=	48.564
S11	7.340	X	5.990			=	43.967
S12	2.480	X	1.500	X	2	=	7.470
S13	3.550	X	0.480	X	2	=	3.408
S14	3.400	X	1.645	X	2	=	11.186
TOTAL AREA (A)						=	400.015
AREA SUBTRACTION							
H1	1.740	X	1.200	X	4	=	8.352
H2	1.800	X	0.440	X	4	=	2.816
H3	1.950	X	1.600			=	3.136
H6	0.150	X	1.100	X	2	=	0.330
6	2.600	X	2.220			=	5.772
TOTAL AREA (B)						=	20.406
TOTAL PODIUM PARKING AREA C = (A - B)						=	379.609

NON F.A.R. AREA							
S.NO.							AREA (SQMT)
N1	11.650	X	4.540			=	52.891
N2	5.610	X	0.240			=	1.346
TOTAL NON FAR AREA						=	54.237

NON.FAR. AREA CALCULATION OF ARCHITECTURAL ELEMENTS							
S.NO.	PARTICULARS						AREA (SQMT)
A1	0.300	X	0.100	X	4	=	0.120
TOTAL NON FAR AREA OF ARCHITECTURAL ELEMENTS						=	0.120

F.A.R. COVERED AREA CALCULATION FOR CIRCULATION AREA AT PODIUM FLOOR LOBBY								
S.NO.								AREA (SQMT)
1	7.340	X	0.850				=	6.239
2	12.160	X	4.540				=	55.206
3	2.490	X	6.680	X	2		=	33.266
4	14.440	X	6.600				=	95.304
5	7.340	X	2.825				=	20.738
6	2.600	X	2.220				=	5.772
TOTAL AREA (A)							=	216.523
AREA SUBTRACTION								
LL1	7.340	X	2.200				=	16.148
H4	2.205	X	0.630				=	1.389
H5	2.205	X	0.770				=	1.698
TOTAL (B)							=	19.235
TOTAL F.A.R AREA CORRIDOR + ENTRANCE LOBBY = C (A - B)							=	197.288

CORRIDOR AREA CALCULATION TOWARDS 15% SERVICES AREA							
S.NO.	PARTICULARS						AREA (SQMT)
LIFT LOBBY							
LL1	7.340	X	2.200			=	16.148
TOTAL 15% SERVICES F.A.R AREA						=	16.148

GROUND COVERAGE USE ONLY							
S.NO.							AREA (SQMT)
G1	3.150	X	4.780			=	15.057
TOTAL AREA						=	15.057

TOTAL F.A.R. AREA AT PODIUM FLOOR					
S.NO.	PARTICULARS				AREA (SQMT)
F.A.R AREA OF CIRCULATION	1	X	197.288	=	197.288
TOTAL F.A.R AREA				=	197.288

TOTAL NON F.A.R. AREA AT PODIUM FLOOR					
S.NO.	PARTICULARS				AREA (SQMT)
NON FAR PARKING AREA	1	X	379.609	=	379.609
NON FAR AREA	1	X	54.237	=	54.237
TOTAL NON F.A.R AREA				=	433.846

OWNER SIGN

THREE C HOMES PVT. LTD.
Authorised Signatory

ARCHITECT SIGN

APPROVED
Vide Letter No. ... 27/12/24 Dated 11-12-24
Valid Up to ... 5 yrs

LEGENDS

- F.A.R AREA
- 15 % SERVICES AREA
- NON F.A.R AREA
- COUNTED IN 1/4 F.A.R AREA
- NON F.A.R AREA PODIUM
- AREA FOR GROUND COVERAGE USE ONLY

300 A1 100

AREA DIAGRAM FOR ARCH. ELEMENT

NOTE:- 13TH FLOOR IS OMITTED AND MARKED AS 12TH (A) FLOOR

OWNER

M/S THREE C HOMES PVT. LTD.

SUBMISSION DRAWING

KEY PLAN

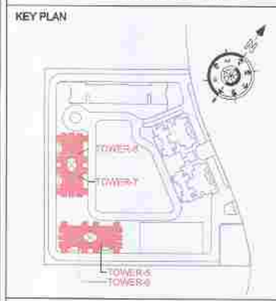

PROJECT

PROPOSED GROUP HOUSING AT PLOT NO. GH-01 IN PLOT NO. TS - 01, SECTOR 22-A, YAMUNA EXPRESSWAY, (U.P.) FOR M/S THREE C HOMES PVT. LTD.

DATE	PROJECT INCH.	CHECKED BY
13 - 11 -2024	BALRAJ SINGH	BIPIN CHAND
SCALE	DEALT BY	APPROVED BY
1:100	SHANKY GARG	VISHAL SHARMA

DRAWING TITLE

PODIUM FLOOR PLAN

TOWER-5 TO 8

ARCHITECTS

Confluence
NEW DELHI , INDIA
F-1, FIRST FLOOR, MIRA CORPORATE SUITES, ISHWAR NAGAR, NEW DELHI 110065
Ph- +91-11-26835884 cnf@inconfluence.com Member of IGBC
Ph- +91-11-40564768 www.inconfluence.com ISO - 9001 : 2000
architecture urban design hospitality interiors

DRAWING NO.	REVISION
S-17	

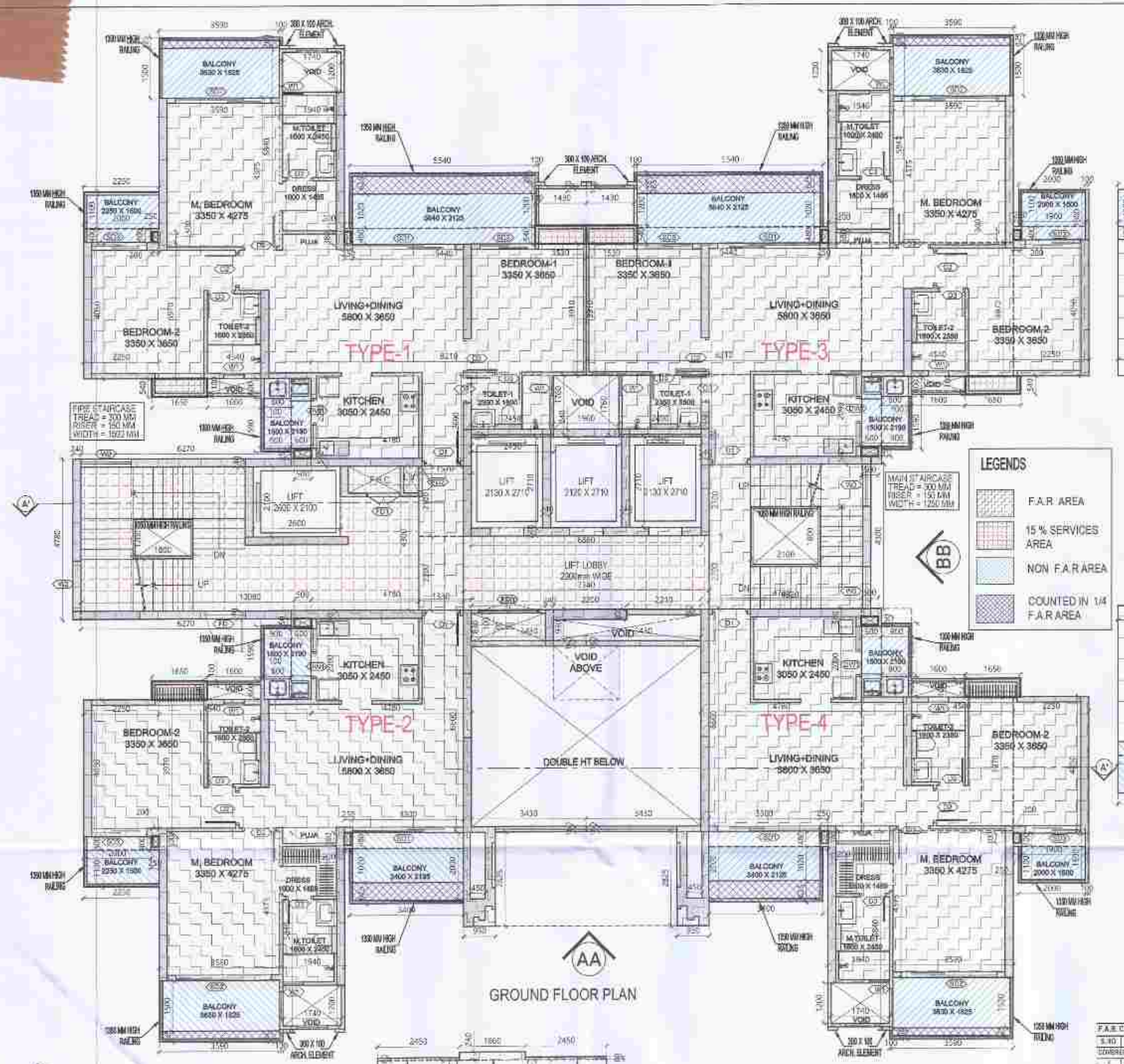

GROUND FLOOR PLAN

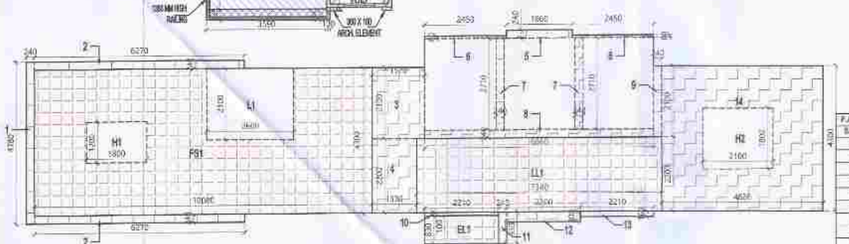

AREA DIAGRAM FOR GROUND FLOOR CIRCULATION AREA

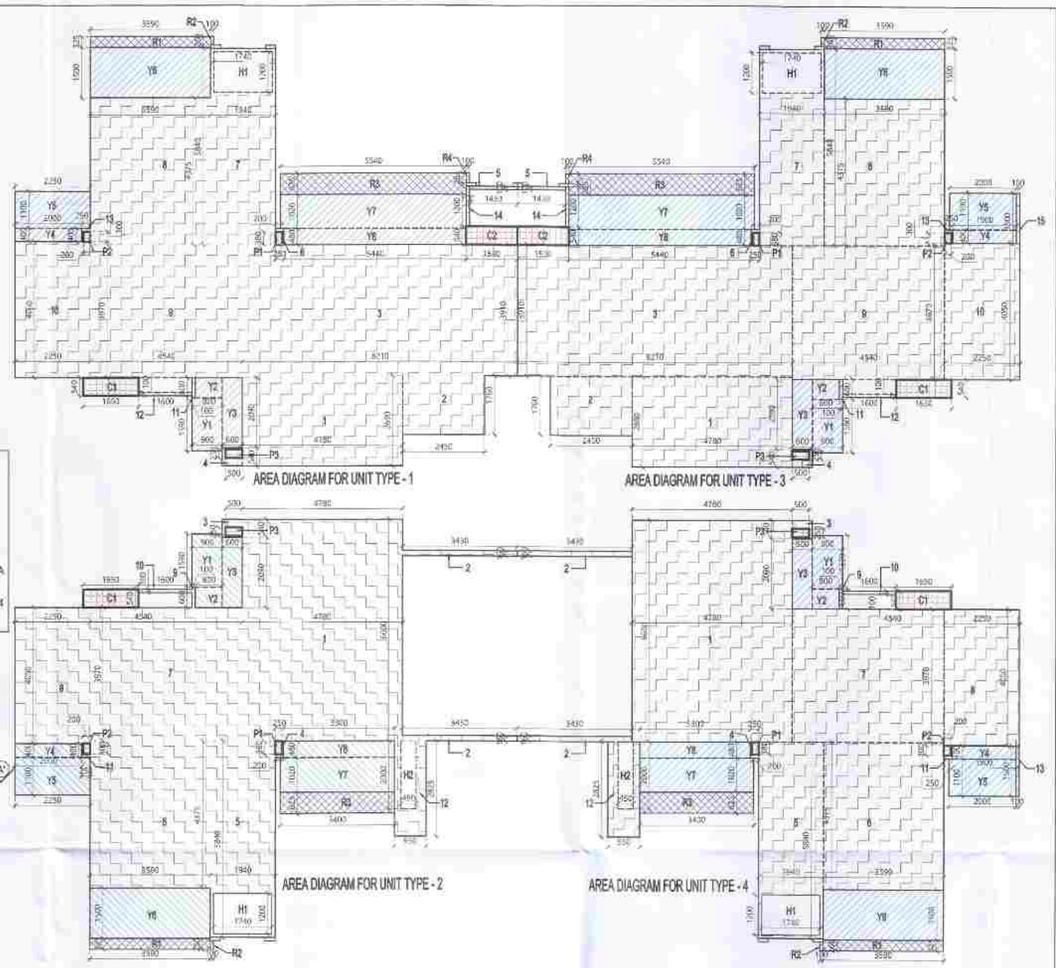

AREA DIAGRAM FOR UNIT TYPE - 1

AREA DIAGRAM FOR UNIT TYPE - 3

AREA DIAGRAM FOR UNIT TYPE - 2

AREA DIAGRAM FOR UNIT TYPE - 4

DOOR WINDOW SCHEDULE					
SR. NO.	CODE	DESCRIPTION	SIZE	SILL	LINTEL
01	D1	VENEERED POLISHED FLUSH DOOR	1050 X 2450	00	2450
02	D2	LAMINATED FLUSH DOOR	1000 X 2450	00	2450
03	D3	LAMINATED FLUSH DOOR	800 X 2450	00	2450
04	DW1	FIXED GLAZING WITH OPENING (KITCHEN)	1400 X 2450	00 / 1050	2450
05	SD1	SLIDING GLASS DOOR	3050 X 2450	00	2450
06	SD2	SLIDING GLASS DOOR	2850 X 2450	00	2450
07	SD3	SLIDING GLASS DOOR	1650 X 2450	00	2450
08	W1	TOILET WINDOW	600 X 2150	300	2450
09	W2	WINDOW (STAIRCASE)	1500 X 1250	1200 FROM LANDING	2450 FROM LANDING
10	W3	WINDOW (STAIRCASE)	1250 X 1250	1200 FROM LANDING	2450 FROM LANDING
11	FD1	F.H.C. DOOR (FIRE DOOR)	1000 X 2350	100	2450
12	FD2	L.V. VOID DOOR (FIRE DOOR)	750 X 2350	100	2450
13	FD3	ELECTRICAL VOID DOOR (FIRE DOOR)	1600 X 2350	100	2450

NON.FAR. AREA CALCULATION OF ARCHITECTURAL ELEMENTS							
S.NO.	PARTICULARS						AREA (SQMT)
A1	0.300	X	0.100	X	11	=	0.330
TOTAL NON FAR AREA OF ARCHITECTURAL ELEMENTS						=	0.330

TOTAL F.A.R. AREA AT GROUND FLOOR					
S.NO.	PARTICULARS				AREA (SQMT)
F.A.R AREA OF UNIT - 1	1	X	103.292	=	103.292
F.A.R AREA OF UNIT - 2	1	X	87.846	=	87.846
F.A.R AREA OF UNIT - 3	1	X	103.442	=	103.442
F.A.R AREA OF UNIT - 4	1	X	87.996	=	87.996
F.A.R AREA OF CIRCULATION	1	X	33.097	=	33.097
TOTAL F.A.R AREA				=	415.674

TOTAL NON F.A.R. AREA AT GROUND FLOOR					
S.NO.	PARTICULARS				AREA (SQMT)
NON F.A.R AREA OF UNIT - 1	1	X	23.600	=	23.600
NON F.A.R AREA OF UNIT - 2	1	X	19.365	=	19.365
NON F.A.R AREA OF UNIT - 3	1	X	23.285	=	23.285
NON F.A.R AREA OF UNIT - 4	1	X	19.050	=	19.050
TOTAL NON F.A.R AREA				=	85.300

F.A.R. COVERED AREA CALCULATION FOR UNIT - 1							
S.NO.	PARTICULARS						AREA (SQMT)
COVERED AREA							
1	4.795	X	2.800			=	13.426
2	2.455	X	1.780			=	4.370
3	9.210	X	3.510			=	32.312
4	2.000	X	2.640			=	5.280
5	1.430	X	1.160			=	1.659
6	0.750	X	2.400			=	1.800
7	1.840	X	6.150			=	11.316
8	3.560	X	4.375			=	15.575
9	4.540	X	3.970			=	18.024
10	2.291	X	4.200			=	9.622
11	3.100	X	2.900			=	8.990
12	1.000	X	2.100			=	2.100
13	0.750	X	2.400			=	1.800
14	0.100	X	1.200			=	0.120
UNIT FAR AREA = (A)						=	134.479
AREA SUBTRACTION PLUMBING CUTOUT							
W1	1.740	X	1.200			=	2.088
W1	2.200	X	0.300			=	0.660
P1	0.750	X	0.300			=	0.225
P2	0.750	X	0.300			=	0.225
P3	3.500	X	0.150			=	0.525
TOTAL (B)						=	3.945
TOTAL UNIT F.A.R AREA C= (A - B)						=	132.121

F.A.R. COVERED AREA CALCULATION FOR UNIT - 2							
S.NO.	PARTICULARS						AREA (SQMT)
COVERED AREA							
1	4.795	X	3.600			=	17.262
2	3.430	X	0.190	X	2.000	=	1.304
3	8.810	X	3.510			=	30.911
4	0.250	X	2.640			=	0.660
5	1.430	X	1.160			=	1.659
6	3.560	X	4.375			=	15.575
7	4.540	X	3.970			=	18.024
8	2.291	X	4.200			=	9.622
9	4.100	X	2.400			=	9.840
10	1.900	X	2.100			=	3.990
11	0.253	X	2.400			=	0.608
12	0.600	X	1.800			=	1.080
UNIT FAR AREA = (A)						=	90.206
AREA SUBTRACTION PLUMBING CUTOUT							
W1	1.740	X	1.200			=	2.088
W2	0.450	X	0.300			=	0.135
P1	0.225	X	0.300			=	0.068
P2	0.225	X	0.300			=	0.068
P3	0.525	X	0.150			=	0.079
TOTAL (B)						=	2.438
TOTAL UNIT F.A.R AREA C= (A - B)						=	87.817
1/4 F.A.R AREA OF BALCONY							
B1	3.180	X	0.325			=	1.033
B2	3.100	X	0.250			=	0.775
B3	3.140	X	0.625			=	1.963
TOTAL AREA (D)						=	3.771
1/4 BALCONY F.A.R AREA (E)						=	0.943
TOTAL UNIT F.A.R AREA F = (C+E)						=	87.848
NON F.A.R AREA OF BALCONY							
Y1	2.000	X	1.340			=	2.680
Y2	2.000	X	0.800			=	1.600
Y3	2.000	X	0.700			=	1.400
Y4	2.000	X	0.400			=	0.800
Y5	2.291	X	1.100			=	2.520
Y6	3.500	X	1.100			=	3.850
Y7	1.400	X	1.200			=	1.680
Y8	3.100	X	0.400			=	1.240
BA AREA OF BALCONY (D - E)						=	3.771
TOTAL BALCONY AREA = (G)						=	23.808
15 % SERVICES AREA OF UNIT (SUBBOARDS + PLUMBING SHAFT)							
C1	1.680	X	0.840			=	1.411
P1	0.300	X	0.300			=	0.090
P2	0.300	X	0.300			=	0.090
P3	0.300	X	0.300			=	0.090
TOTAL 15% SERVICES AREA OF UNIT (H)						=	1.682
COVERAGE AREA FOR UNIT = F + G + H							
1	TOTAL UNIT F.A.R AREA (F)					=	87.848
2	NON FAR AREA OF UNIT (G)					=	23.808
3	15 % SERVICES AREA OF UNIT (H)					=	1.682
TOTAL UNIT COVERAGE AREA						=	113.338

F.A.R. COVERED AREA CALCULATION FOR UNIT - 3							
S.NO.	PARTICULARS						AREA (SQMT)
COVERED AREA							
1	4.795	X	2.800			=	13.426
2	2.455	X	1.780			=	4.370
3	8.210	X	3.510			=	28.807
4	1.000	X	2.640			=	2.640
5	1.430	X	1.160			=	1.659
6	3.560	X	4.375			=	15.575
7	4.540	X	3.970			=	18.024
8	2.291	X	4.200			=	9.622
9	4.540	X	2.400			=	10.896
10	1.900	X	2.100			=	3.990
11	0.162	X	2.400			=	0.389
12	1.400	X	0.100			=	0.140
13	1.200	X	0.800			=	0.960
14	1.100	X	1.200			=	1.320
15	1.700	X	1.200			=	2.040
UNIT FAR AREA = (A)						=	134.839
AREA SUBTRACTION PLUMBING CUTOUT							
W1	1.740	X	1.200			=	2.088
W2	0.450	X	0.300			=	0.135
P1	0.225	X	0.300			=	0.068
P2	0.225	X	0.300			=	0.068
P3	0.525	X	0.150			=	0.079
TOTAL (B)						=	2.438
TOTAL UNIT F.A.R AREA C= (A - B)						=	132.371
1/4 F.A.R AREA OF BALCONY							
B1	3.180	X	0.325			=	1.033
B2	3.100	X	0.250			=	0.775
B3	3.140	X	0.625			=	1.963
TOTAL AREA (D)						=	3.771
1/4 BALCONY F.A.R AREA (E)						=	0.943
TOTAL UNIT F.A.R AREA F = (C+E)						=	133.442
NON F.A.R AREA OF BALCONY							
Y1	2.000	X	1.340			=	2.680
Y2	2.000	X	0.800			=	1.600
Y3	2.000	X	0.700			=	1.400
Y4	2.000	X	0.400			=	0.800
Y5	2.291	X	1.100			=	2.520
Y6	3.500	X	1.100			=	3.850
Y7	1.400	X	1.200			=	1.680
Y8	3.100	X	0.400			=	1.240
BA AREA OF BALCONY (D - E)						=	3.771
TOTAL BALCONY AREA = (G)						=	23.285
15 % SERVICES AREA OF UNIT (SUBBOARDS + PLUMBING SHAFT)							
C1	1.680	X	0.840			=	1.411
P1	0.300	X	0.300			=	0.090
P2	0.300	X	0.300			=	0.090
P3	0.300	X	0.300			=	0.090
TOTAL 15% SERVICES AREA OF UNIT (H)						=	1.682
COVERAGE AREA FOR UNIT = F + G + H							
1	TOTAL UNIT F.A.R AREA (F)					=	133.442
2	NON FAR AREA OF UNIT (G)					=	23.285
3	15 % SERVICES AREA OF UNIT (H)					=	1.682
TOTAL UNIT COVERAGE AREA						=	158.705

F.A.R. COVERED AREA CALCULATION FOR UNIT - 4							
S.NO.	PARTICULARS						AREA (SQMT)
COVERED AREA							
1	4.795	X	3.600			=	17.262
2	3.430	X	0.190	X	2.000	=	1.304
3	8.810	X	3.510			=	30.911
4	1.000	X	2.640			=	2.640
5	1.430	X	1.160			=	1.659
6	3.560	X	4.375			=	15.575
7	4.540	X	3.970			=	18.024
8	2.291	X	4.200			=	9.622
9	4.540	X	2.400			=	10.896
10	1.900	X	2.100			=	3.990
11	0.162	X	2.400			=	0.389
12	1.400	X	0.100			=	0.140
13	1.200	X	0.800			=	0.960
14	1.100	X	1.200			=	1.320
15	1.700	X	1.200			=	2.040
UNIT FAR AREA = (A)						=	135.419
AREA SUBTRACTION PLUMBING CUTOUT							
W1	1.740	X	1.200			=	2.088
W2	0.450	X	0.300			=	0.135
P1	0.225	X	0.300			=	0.068
P2	0.225	X	0.300			=	0.068
P3	0.525	X	0.150			=	0.079
TOTAL (B)						=	2.438
TOTAL UNIT F.A.R AREA C= (A - B)						=	132.981
1/4 F.A.R AREA OF BALCONY							
B1	3.180	X	0.325			=	1.033
B2	3.100	X	0.250			=	0.775
B3	3.140	X	0.625			=	1.963
TOTAL AREA (D)						=	3.771
1/4 BALCONY F.A.R AREA (E)						=	0.943
TOTAL UNIT F.A.R AREA F = (C+E)						=	87.848
NON F.A.R AREA OF BALCONY							
Y1	2.000	X	1.340			=	2.680
Y2	2.000	X	0.800			=	1.600
Y3	2.000	X	0.700			=	1.400
Y4	2.000	X	0.400			=	0.800
Y5	2.291	X	1.100			=	2.520
Y6	3.500	X	1.100			=	3.850
Y7	1.400	X	1.200			=	1.680
Y8	3.100	X	0.400			=	1.240
BA AREA OF BALCONY (D - E)						=	3.771
TOTAL BALCONY AREA = (G)						=	19.050
15 % SERVICES AREA OF UNIT (SUBBOARDS + PLUMBING SHAFT)							
C1	1.680	X	0.840			=	1.411
P1	0.300	X	0.300			=	0.090
P2	0.300	X	0.300			=	0.090
P3	0.300	X	0.300			=	0.090
TOTAL 15% SERVICES AREA OF UNIT (H)						=	1.682
COVERAGE AREA FOR UNIT = F + G + H							
1	TOTAL UNIT F.A.R AREA (F)					=	87.848
2	NON FAR AREA OF UNIT (G)					=	19.050
3	15 % SERVICES AREA OF UNIT (H)					=	1.682
TOTAL UNIT COVERAGE AREA						=	108.580

F.A.R. CIRCULATION AREA CALCULATION FOR UNIT - 1							
S.NO.	PARTICULARS						AREA (SQMT)
1	0.240	X	4.780			=	1.147
2	0.200	X	2.240	X	2	=	0.910
3	1.070	X	2.100			=	2.247
4	1.200	X	2.200			=	2.640
5	1.900	X	0.240			=	0.456
6	2.450	X	0.600	X	2	=	2.940
7	0.250	X	2.710	X	2	=	1.355
8	0.850	X	0.240			=	0.204
9	0.240	X	2.100			=	0.504
10	2.210	X	2.100			=	4.641
11	0.240	X	0.900			=	0.216
12	2.200	X	2.100			=	4.620
13	2.210	X	0.150			=	0.332
14	4.820	X	4.000			=	19.280
TOTAL AREA (A)						=	39.477
AREA SUBTRACTION							
H2	2.100	X	1.600			=	3.360
TOTAL (B)						=	3.360
TOTAL F.A.R AREA CORRIDOR C = (A - B)						=	36.097

CORRIDOR AREA CALCULATION TOWARDS 15% SERVICES AREA							
S.NO.	PARTICULARS						AREA (SQMT)
FIRE TOWER AREA							
FD1	10.050	X	4.300			=	43.215
LIFT LOBBY							
LL1	7.340	X	2.200			=	16.148
ELECTRICAL SHAFT							
EL1	2.210	X	0.830			=	1.834
TOTAL CORRIDOR AREA 15% SERVICES AREA (A)						=	61.328
UNIT AREA CALCULATION 15% SERVICES F.A.R AREA							
CUPBOARDS							
C1	1.680	X	0.840	X	4	=	5.644
C2	1.530	X	0.840	X	2	=	2.652
PLUMBING SHAFT							
P1	0.300	X	0.300	X	4	=	0.324
P2	0.200	X	0.300	X	4	=	0.240
P3	0.300	X	0.300	X	4	=	0.324
TOTAL UNIT AREA CALCULATION 15% SERVICES F.A.R) B						=	9.260
TOTAL 15% SERVICES F.A.R AREA = C (A + B)						=	67.587
AREA SUBTRACTION							
H1	1.300	X	1.200			=	2.160
L1	2.000	X	2.100			=	4.200
TOTAL AREA (D)						=	6.360
TOTAL 15% SERVICES F.A.R AREA E = (C - D)						=	59.967

F.A.R. COVERED AREA CALCULATION FOR UNIT - 1							
S.NO.	PARTICULARS						AREA (SQMT)
1/4 F.A.R AREA OF BALCONY							
B1	3.180	X	0.325			=	1.033
B2	3.100	X	0.250			=	0.775
B3	3.140	X	0.625			=	1.963
TOTAL AREA (D)						=	3.771
1/4 BALCONY F.A.R AREA (E)						=	0.943
TOTAL UNIT F.A.R AREA F = (C+E)						=	103.292
NON F.A.R AREA OF BALCONY							
Y1	2.000	X	1.340			=	2.680
Y2	2.000	X	0.800			=	1.600
Y3	2.000	X	0.700			=	1.400
Y4	2.000	X	0.400			=	0.800
Y5	2.291	X	1.100			=	2.520
Y6	3.500	X	1.100			=	3.850
Y7	1.400	X	1.200			=	1.680
Y8	3.100	X	0.400			=	1.240
BA AREA OF BALCONY (D - E)						=	3.771
TOTAL BALCONY AREA = (G)						=	19.541
15 % SERVICES AREA OF UNIT (CUPBOARDS + PLUMBING SHAFT)							
C1	1.680	X	0.840			=	1.411
P1	0.300	X	0.300			=	0.090
P2	0.300	X	0.300			=	0.090
P3	0.300	X	0.300			=	0.090
TOTAL 15% SERVICES AREA OF UNIT (H)						=	1.682
COVERAGE AREA FOR UNIT = F + G + H							
1	TOTAL UNIT F.A.R AREA (F)					=	87.846
2	NON FAR AREA OF UNIT (G)					=	19.365
3	15 % SERVICES AREA OF UNIT (H)					=	1.682
TOTAL UNIT COVERAGE AREA						=	108.893

F.A.R. COVERED AREA CALCULATION FOR UNIT - 3							
S.NO.	PARTICULARS						AREA (SQMT)
1/4 F.A.R AREA OF BALCONY							
B1	3.180	X	0.325			=	1.033
B2	3.100	X	0.250			=	0.775
B3	3.140	X	0.625			=	1.963
TOTAL AREA (D)						=	3.771
1/4 BALCONY F.A.R AREA (E)						=	0.943
TOTAL UNIT F.A.R AREA F = (C+E)						=	103.442
NON F.A.R AREA OF BALCONY							
Y1	2.000	X	1.340			=	2.680
Y2	2.000	X	0.800			=	1.600
Y3	2.000	X	0.700			=	1.400
Y4	2.000	X	0.400			=	0.800
Y5	2.291	X	1.100			=	2.520
Y6	3.500	X	1.100			=	3.850
Y7	1.400	X	1.200			=	1.680
Y8	3.100	X	0.400			=	1.240
BA AREA OF BALCONY (D - E)						=	3.771
TOTAL BALCONY AREA = (G)						=	19.541
15 % SERVICES AREA OF UNIT (CUPBOARDS + PLUMBING SHAFT)							
C1	1.680	X	0.840			=	1.411
P1	0.300	X	0.300			=	0.090
P2	0.300	X	0.300			=	0.090
P3	0.300	X	0.300			=	0.090
TOTAL 15% SERVICES AREA OF UNIT (H)						=	1.682
COVERAGE AREA FOR UNIT = F + G + H							
1	TOTAL UNIT F.A.R AREA (F)					=	103.442
2	NON FAR AREA OF UNIT (G)					=	19.541
3	15 % SERVICES AREA OF UNIT (H)					=	1.682
TOTAL UNIT COVERAGE AREA						=	124.665

F.A.R. COVERED AREA CALCULATION FOR UNIT - 4							
S.NO.	PARTICULARS						AREA (SQMT)
1/4 F.A.R AREA OF BALCONY							
B1	3.180	X	0.325			=	1.033
B2	3.100	X	0.250			=	0.775
B3	3.140	X	0.625			=	1.963
TOTAL AREA (D)						=	3.771
1/4 BALCONY F.A.R AREA (E)						=	0.943
TOTAL UNIT F.A.R AREA F = (C+E)						=	87.996
NON F.A.R AREA OF BALCONY							
Y1	2.000	X	1.340			=	2.680
Y2	2.000	X	0.800			=	1.600
Y3	2.000	X	0.700			=	1.400
Y4	2.000	X	0.400			=	0.800
Y5	2.291	X	1.100			=	2.520
Y6	3.500	X	1.100			=	3.850
Y7	1.400	X	1.200			=	1.680
Y8	3.100	X	0.400			=	1.240
BA AREA OF BALCONY (D - E)						=	3.771
TOTAL BALCONY AREA = (G)						=	19.541
15 % SERVICES AREA OF UNIT (CUPBOARDS + PLUMBING SHAFT)							
C1	1.680	X	0.840			=	1.411
P1	0.300	X	0.300			=	0.090
P2	0.300	X	0.300			=	0.090
P3	0.300	X	0.300			=	0.090
TOTAL 15% SERVICES AREA OF UNIT (H)						=	1.682
COVERAGE AREA FOR UNIT = F + G + H							
1	TOTAL UNIT F.A.R AREA (F)					=	87.996
2	NON FAR AREA OF UNIT (G)					=	19.050
3	15 % SERVICES AREA OF UNIT (H)					=	1.682
TOTAL UNIT COVERAGE AREA						=	108.728

OWNER SIGN

THREE C HOMES PVT. LTD.
Authorised Signatory

ARCHITECT SIGN

VISHAL SHARMA
CA/2000/100001
NEW DELHI

Yamuna Expressway Industrial Development Authority
APPROVED
Vide Letter No. Master/733/2020 11-11-24
Valid Up to Date 5-4-25
Manager (Maps)
Gen. Manager (Plng. & Arch)
Stamp

300 / 100
AREA DIAGRAM FOR ARCH. ELEMENT

NOTE:- 13TH FLOOR IS OMITTED AND MARKED AS 12TH (A) FLOOR

OWNER

M/S THREE C HOMES PVT. LTD.

SUBMISSION DRAWING

KEY PLAN

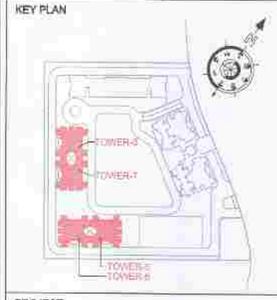

PROJECT

PROPOSED GROUP HOUSING AT PLOT NO. GH-01 IN PLOT NO. TS - 01, SECTOR 22-A, YAMUNA EXPRESSWAY, (U.P.) FOR M/S THREE C HOMES PVT. LTD.

DATE	PROJECT INCH.	CHECKED BY
13 - 11 -2024	SALRAJ SINGH	BIPIN CHAND
SCALE	DEALT BY	APPROVED BY
1:100	SHANKY GARG	VISHAL SHARMA

DRAWING TITLE

GROUND FLOOR PLAN

TOWER-5 TO 8

ARCHITECTS

Confluence
NEW DELHI , INDIA

F-1, FIRST FLOOR, MIRA CORPORATE SUITES, ISHWAR NAGAR, NEW DELHI 110065

Ph. +91-11-26925684 cde@iconfluence.com Member of IGBC
Ph. +91-11-40564168 www.iconfluence.com ISO - 9001 : 2000
architecture urban design hospitality interiors

DRAWING NO. S-18

REVISION

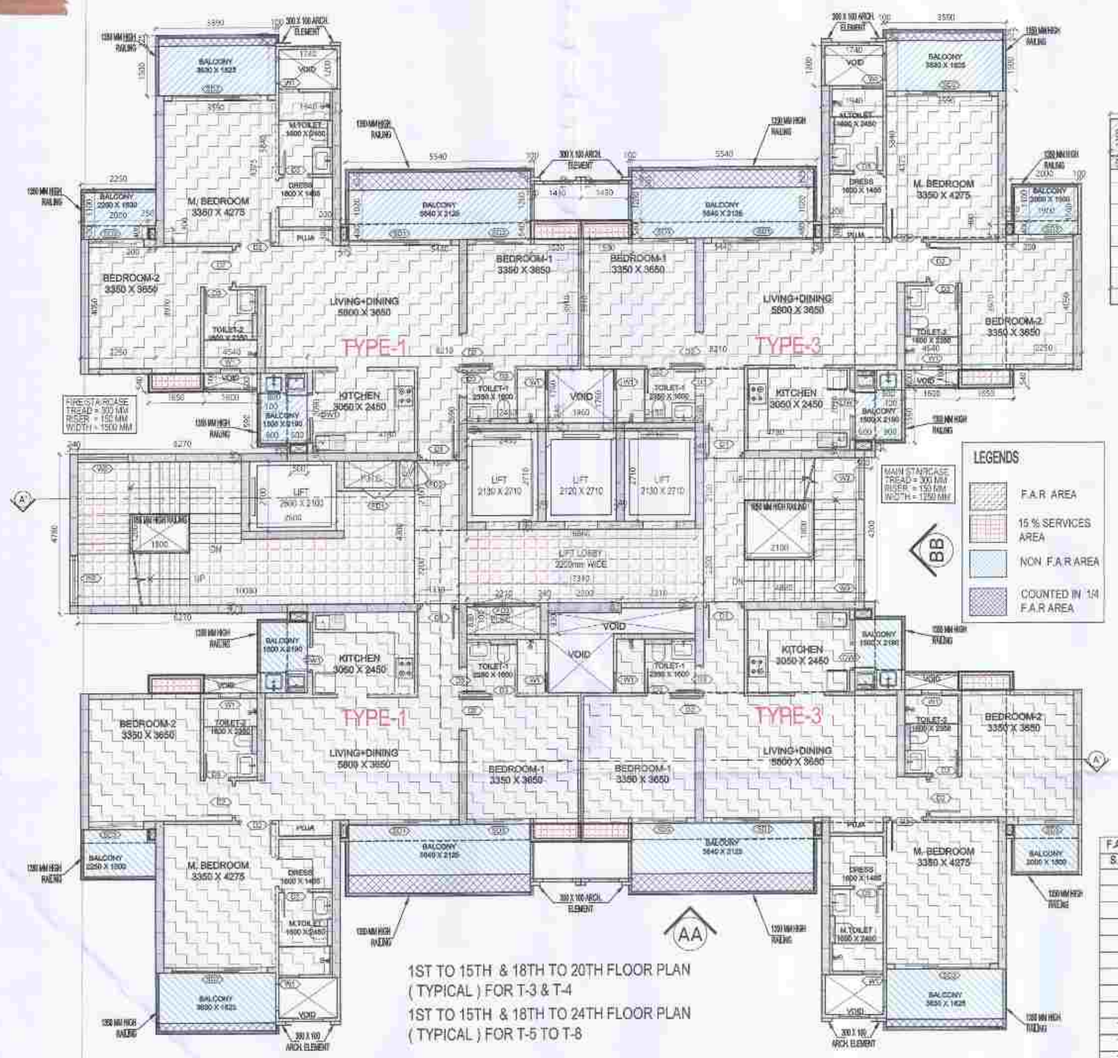

1ST TO 15TH & 18TH TO 20TH FLOOR PLAN
(TYPICAL) FOR T-3 & T-4
1ST TO 15TH & 18TH TO 24TH FLOOR PLAN
(TYPICAL) FOR T-5 TO T-8

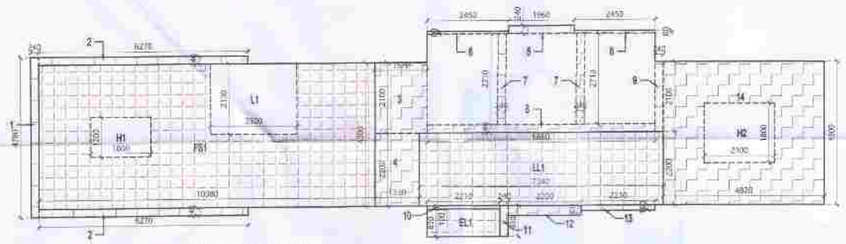

AREA DIAGRAM FOR TYPICAL FLOOR CIRCULATION AREA

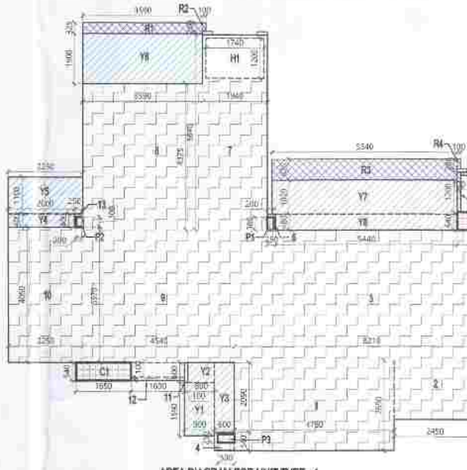

AREA DIAGRAM FOR UNIT TYPE - 1

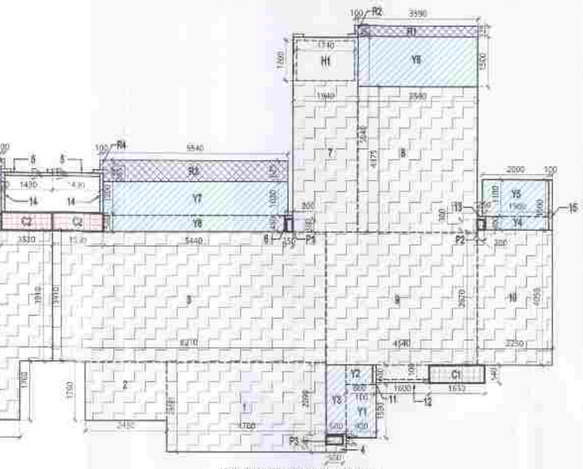

AREA DIAGRAM FOR UNIT TYPE - 3

DOOR WINDOW SCHEDULE					
SR. NO.	CODE	DESCRIPTION	SIZE	SILL	LINTEL
01	D1	VENEERED POLISHED FLUSH DOOR	1050 X 2450	00	2450
02	D2	LAMINATED FLUSH DOOR	1000 X 2450	00	2450
03	D3	LAMINATED FLUSH DOOR	800 X 2450	00	2450
04	DW1	FIXED GLAZING WITH OPENING (KITCHEN)	1490 X 2450	00 / 1050	2450
05	SD1	SLIDING GLASS DOOR	3050 X 2450	00	2450
06	SD2	SLIDING GLASS DOOR	2650 X 2450	00	2450
07	SD3	SLIDING GLASS DOOR	1650 X 2450	00	2450
08	W1	TOILET WINDOW	600 X 2150	300	2450
09	W2	WINDOW (STAIRCASE)	1500 X 1250	1200 FROM LANDING	2400 FROM LANDING
10	W3	WINDOW (STAIRCASE)	1260 X 1250	1200 FROM LANDING	2400 FROM LANDING
11	FD1	F.H.C. DOOR (FIRE DOOR)	1000 X 2350	100	2450
12	FD2	L.V. VOID DOOR (FIRE DOOR)	750 X 2350	100	2450
13	FD3	ELECTRICAL VOID DOOR (FIRE DOOR)	1800 X 2350	100	2450

F.A.R. COVERED AREA CALCULATION FOR CIRCULATION AREA							
S.NO.	PARTICULARS						AREA (SQMT)
1	0.240	X	4.750			=	1.147
2	6.270	X	0.240	X	2	=	3.010
3	1.570	X	2.100			=	3.297
4	1.330	X	2.200			=	2.926
5	1.960	X	0.240			=	0.470
6	2.450	X	0.080	X	2	=	0.392
7	0.240	X	2.710	X	2	=	1.301
8	6.860	X	0.240			=	1.646
9	0.240	X	2.100			=	0.504
10	2.210	X	0.100			=	0.221
11	0.240	X	0.930			=	0.223
12	2.200	X	0.300			=	0.660
13	2.210	X	0.160			=	0.354
14	4.820	X	4.300			=	20.726
TOTAL AREA (A)						=	36.877
AREA SUBTRACTION							
H2	2.100	X	1.800			=	3.780
TOTAL (B)						=	3.780
TOTAL F.A.R AREA CORRIDOR C = (A - B)						=	33.097

CORRIDOR AREA CALCULATION TOWARDS 15% SERVICES AREA							
S.NO.	PARTICULARS						AREA (SQMT)
FIRE TOWER AREA							
FS1	10.080	X	4.300			=	43.344
LIFT LOBBY							
LL1	7.340	X	2.200			=	16.148
ELECTRICAL SHAFT							
EL1	2.210	X	0.830			=	1.834
TOTAL CORRIDOR AREA 15% SERVICES AREA (A)						=	61.326
UNIT AREA CALCULATION 15% SERVICES F.A.R AREA							
CUPBOARDS							
C1	1.650	X	0.540	X	4	=	3.564
C2	1.530	X	0.540	X	4	=	3.305
PLUMBING SHAFT							
P1	0.200	X	0.380	X	4	=	0.304
P2	0.200	X	0.300	X	4	=	0.240
P3	0.500	X	0.250	X	4	=	0.500
TOTAL UNIT AREA CALCULATION 15% SERVICES F.A.R(B)						=	7.913
TOTAL 15% SERVICES F.A.R AREA = C (A + B)						=	69.239
AREA SUBTRACTION							
H1	1.800	X	1.200			=	2.160
L1	2.600	X	2.100			=	5.460
TOTAL AREA (D)						=	7.620
TOTAL 15% SERVICES F.A.R AREA E =(C - D)						=	61.619

F.A.R. COVERED AREA CALCULATION FOR UNIT - 1							
S.NO.	PARTICULARS						AREA (SQMT)
COVERED AREA							
1	4.750	X	2.910			=	13.823
2	2.450	X	1.710			=	4.312
3	6.210	X	2.100			=	32.101
4	0.660	X	0.940			=	0.624
5	1.430	X	0.100			=	0.143
6	0.250	X	0.490			=	0.123
7	1.940	X	5.840			=	11.330
8	3.500	X	4.375			=	15.706
9	4.540	X	3.970			=	18.024
10	2.250	X	4.950			=	11.13
11	0.130	X	0.660			=	0.086
12	1.900	X	0.100			=	0.190
13	0.250	X	0.480			=	0.120
14	0.100	X	1.250			=	0.120
15	0.120	X	1.500			=	0.180
UNIT FAR AREA = (A)						=	104.470
AREA SUBTRACTION PLUMBING CUTOUT							
H1	1.740	X	1.200			=	2.088
P1	0.200	X	0.380			=	0.076
P2	0.200	X	0.300			=	0.060
P3	0.500	X	0.250			=	0.125
TOTAL (B)						=	2.349
TOTAL UNIT F.A.R AREA C = (A - B)						=	102.121
1/4 F.A.R AREA OF BALCONY							
R1	3.500	X	0.325			=	1.137
R2	0.100	X	0.200			=	0.020
R3	5.540	X	0.525			=	0.363
R4	0.100	X	0.200			=	0.020
TOTAL AREA (E)						=	4.584
1/4 BALCONY F.A.R AREA (E)						=	1.171
TOTAL UNIT F.A.R AREA F = (C + E)						=	103.292
NON F.A.R AREA OF BALCONY							
P1	0.900	X	1.500			=	1.431
P2	0.800	X	0.600			=	0.480
P3	0.800	X	2.000			=	1.254
P4	2.000	X	0.400			=	0.800
P5	2.250	X	1.150			=	2.475
P6	2.500	X	1.500			=	3.375
P7	5.540	X	1.500			=	8.331
P8	5.440	X	2.450			=	13.328
3/4 AREA OF BALCONY (D - E)						=	31.473
TOTAL BALCONY AREA = (G)						=	23.600
15 % SERVICES AREA OF UNIT (CUPBOARDS + PLUMBING SHAFT)							
C1	1.650	X	0.540			=	0.891
C2	1.530	X	0.540			=	0.826
P1	0.200	X	0.380			=	0.076
P2	0.200	X	0.300			=	0.060
P3	0.500	X	0.250			=	0.125
TOTAL 15% SERVICES AREA OF UNIT (H)						=	1.978
COVERAGE AREA FOR UNIT = F + G + H							
1	TOTAL UNIT F.A.R AREA (F)					=	103.292
2	NON FAR AREA OF UNIT (G)					=	23.600
3	15 % SERVICES AREA OF UNIT (H)					=	1.978
TOTAL UNIT COVERAGE AREA						=	128.870

F.A.R. COVERED AREA CALCULATION FOR UNIT - 3							
S.NO.	PARTICULARS						AREA (SQMT)
COVERED AREA							
1	4.750	X	2.910			=	13.823
2	2.450	X	1.760			=	4.312
3	6.210	X	5.813			=	30.101
4	0.660	X	0.940			=	0.624
5	1.430	X	0.100			=	0.143
6	0.250	X	0.490			=	0.123
7	1.940	X	5.840			=	11.330
8	3.500	X	4.375			=	15.706
9	4.540	X	3.970			=	18.024
10	2.250	X	4.950			=	11.13
11	0.130	X	0.660			=	0.086
12	1.900	X	0.100			=	0.190
13	0.250	X	0.480			=	0.120
14	0.100	X	1.250			=	0.120
15	0.120	X	1.500			=	0.180
UNIT FAR AREA = (A)						=	104.528
AREA SUBTRACTION PLUMBING CUTOUT							
H1	1.740	X	1.200			=	2.088
P1	0.200	X	0.380			=	0.076
P2	0.200	X	0.300			=	0.060
P3	0.500	X	0.250			=	0.125
TOTAL (B)						=	2.349
TOTAL UNIT F.A.R AREA C = (A - B)						=	102.271
1/4 F.A.R AREA OF BALCONY							
R1	3.500	X	0.325			=	1.137
R2	0.100	X	0.200			=	0.020
R3	5.540	X	0.525			=	0.363
R4	0.100	X	0.200			=	0.020
TOTAL AREA (E)						=	4.584
1/4 BALCONY F.A.R AREA (E)						=	1.171
TOTAL UNIT F.A.R AREA F = (C + E)						=	103.442
NON F.A.R AREA OF BALCONY							
P1	0.900	X	1.500			=	1.431
P2	0.800	X	0.600			=	0.480
P3	0.800	X	2.000			=	1.254
P4	2.000	X	0.400			=	0.800
P5	2.250	X	1.150			=	2.475
P6	2.500	X	1.500			=	3.375
P7	5.540	X	1.500			=	8.331
P8	5.440	X	2.450			=	13.328
3/4 AREA OF BALCONY (D - E)						=	31.473
TOTAL BALCONY AREA = (G)						=	23.285
15 % SERVICES AREA OF UNIT (CUPBOARDS + PLUMBING SHAFT)							
C1	1.650	X	0.540			=	0.891
C2	1.530	X	0.540			=	0.826
P1	0.200	X	0.380			=	0.076
P2	0.200	X	0.300			=	0.060
P3	0.500	X	0.250			=	0.125
TOTAL 15% SERVICES AREA OF UNIT (H)						=	1.978
COVERAGE AREA FOR UNIT = F + G + H							
1	TOTAL UNIT F.A.R AREA (F)					=	103.442
2	NON FAR AREA OF UNIT (G)					=	23.285
3	15 % SERVICES AREA OF UNIT (H)					=	1.978
TOTAL UNIT COVERAGE AREA						=	128.705

AREA DIAGRAM FOR ARCH. ELEMENT

NOTE:- 13TH FLOOR IS OMITTED AND MARKED AS 12TH (A) FLOOR

NON.FAR. AREA CALCULATION OF ARCHITECTURAL ELEMENTS							
S.NO.	PARTICULARS						AREA (SQMT)
A1	0.300	X	0.100	X	14	=	0.420
TOTAL NON FAR AREA OF ARCHITECTURAL ELEMENTS						=	0.420

TOTAL F.A.R. AREA AT TYPICAL FLOOR					
S.NO.	PARTICULARS				AREA (SQMT)
F.A.R AREA OF UNIT - 1	2	X	103.292	=	206.585
F.A.R AREA OF UNIT - 3	2	X	103.442	=	206.885
F.A.R AREA OF CIRCULATION	1	X	33.097	=	33.097
TOTAL F.A.R AREA				=	446.567

TOTAL NON F.A.R. AREA AT TYPICAL FLOOR					
S.NO.	PARTICULARS				AREA (SQMT)
NON F.A.R AREA OF UNIT - 1	2	X	23.600	=	47.200
NON F.A.R AREA OF UNIT - 3	2	X	23.285	=	46.570
TOTAL NON F.A.R AREA				=	93.769

OWNER SIGN

THREE C HOMES PVT. LTD.
Authorised Signatory

ARCHITECT SIGN

Visible Letter No. YEA/2023/2773/A Dated 7-12-24
Valid Upto Date 54 days
Sr. Manager (Plng. & Arch)

OWNER

M/S THREE C HOMES PVT. LTD.

SUBMISSION DRAWING

KEY PLAN

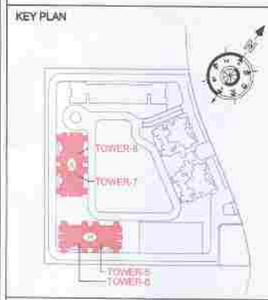

PROJECT

PROPOSED GROUP HOUSING AT PLOT NO. GH-01 IN PLOT NO. TS - 01, SECTOR 22-A, YAMUNA EXPRESSWAY, (U.P.) FOR M/S THREE C HOMES PVT. LTD.

DATE	PROJECT INCH.	CHECKED BY
13 - 11 -2024	BALRAJ SINGH	BIPIN CHAND
SCALE	DEALT BY	APPROVED BY
1:100	SHANKY GARG	VISHAL SHARMA

DRAWING TITLE

TYPICAL FLOOR PLAN (1ST TO 15TH & 18TH TO 20TH/24TH)

TOWER- 5 TO 8

ARCHITECTS

Confluence
NEW DELHI , INDIA

F-1, FIRST FLOOR, MIRA CORPORATE SUITES, ISHWAR NAGAR, NEW DELHI 110065
Ph- +91-11-26925664 cos@inconfluence.com Member of IGBC
Ph- +91-11-46564765 www.inconfluence.com ISO - 9001 : 2000
architecture urban design hospitality interiors

DRAWING NO.	REVISION
S-19	

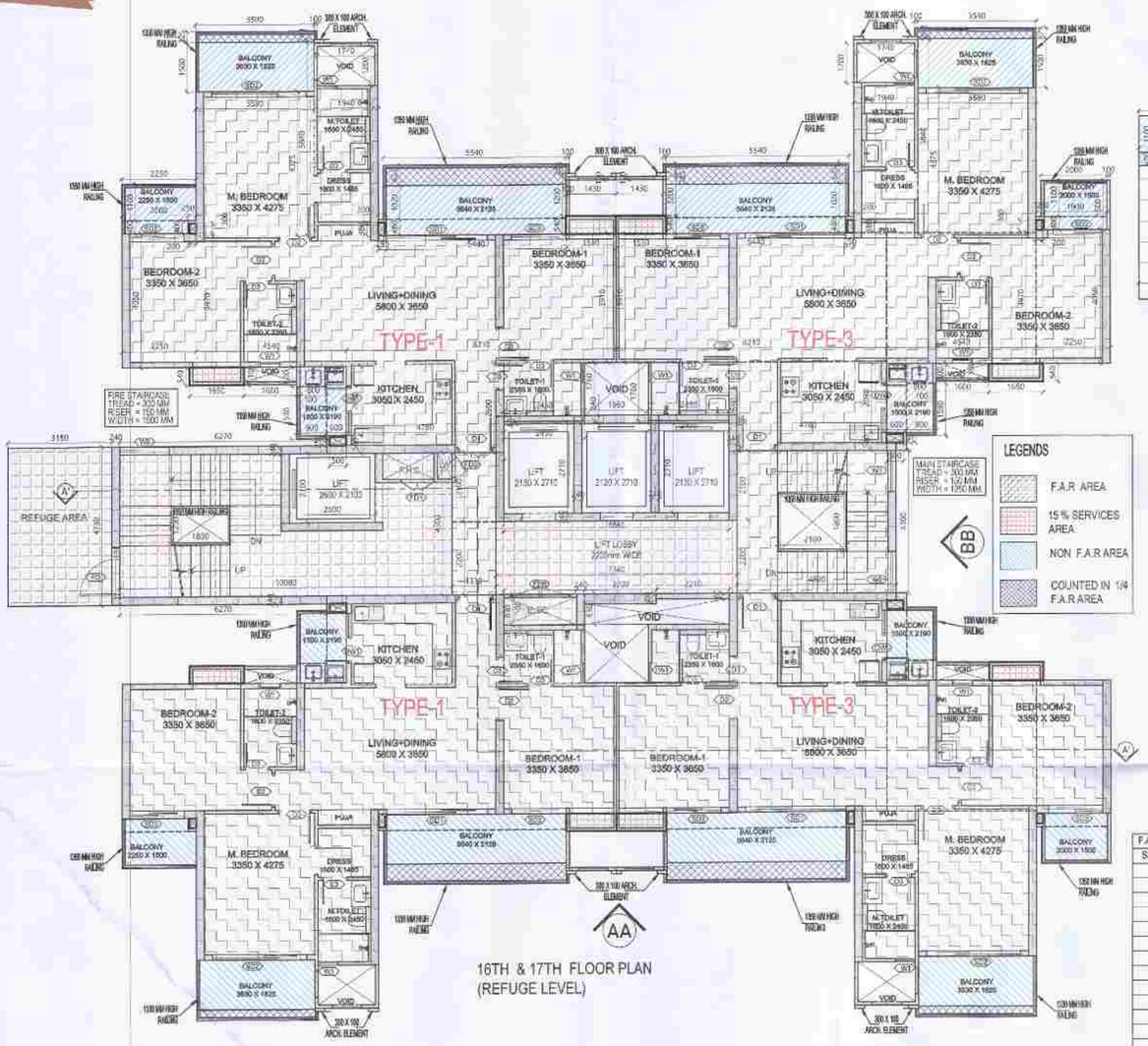

16TH & 17TH FLOOR PLAN
(REFUGE LEVEL)

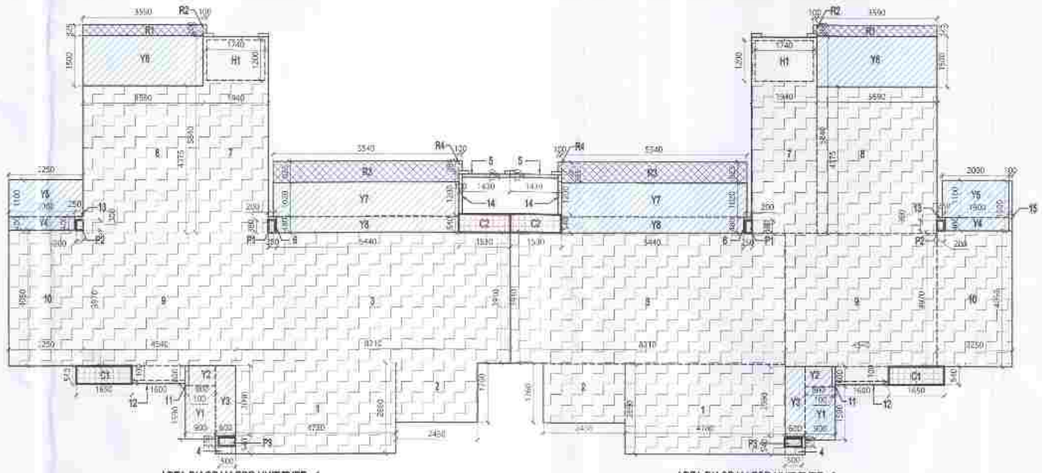

AREA DIAGRAM FOR UNIT TYPE - 1

AREA DIAGRAM FOR UNIT TYPE - 3

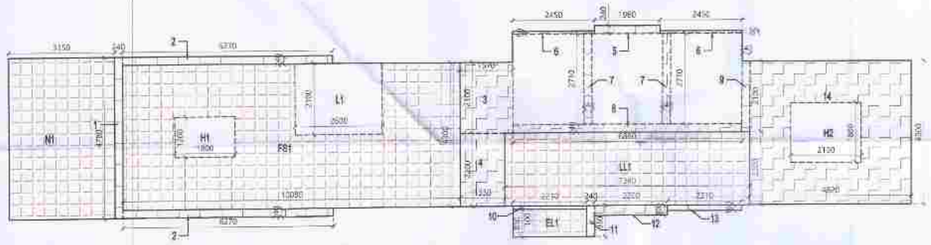

AREA DIAGRAM FOR 16TH & 17TH FLOOR
CIRCULATION AREA

LEGENDS

- F.A.R AREA
- 15 % SERVICES AREA
- NON F.A.R AREA
- COUNTED IN 1/4 F.A.R AREA

DOOR WINDOW SCHEDULE					
SR. NO	CODE	DESCRIPTION	SIZE	SILL	LINTEL
01	D1	VENEERED POLISHED FLUSH DOOR	1050 X 2450	00	2450
02	D2	LAMINATED FLUSH DOOR	1000 X 2450	00	2450
03	D3	LAMINATED FLUSH DOOR	800 X 2450	00	2450
04	DW1	FIXED GLAZING WITH OPENING (KITCHEN)	1400 X 2450	00 / 1050	2450
05	SD1	SLIDING GLASS DOOR	3050 X 2450	00	2450
06	SD2	SLIDING GLASS DOOR	2850 X 2450	00	2450
07	SD3	SLIDING GLASS DOOR	1850 X 2450	00	2450
08	W1	TOILET WINDOW	600 X 2150	300	2450
09	W2	WINDOW (STAIRCASE)	1500 X 1250	1200 FROM LANDING	2400 FROM LANDING
10	W3	WINDOW (STAIRCASE)	1250 X 1250	1200 FROM LANDING	2400 FROM LANDING
11	FD1	F.H.C. DOOR (FIRE DOOR)	1000 X 2350	100	2450
12	FD2	L.V. VOID DOOR (FIRE DOOR)	750 X 2350	100	2450
13	FD3	ELECTRICAL VOID DOOR (FIRE DOOR)	1800 X 2350	100	2450

F.A.R. COVERED AREA CALCULATION FOR CIRCULATION AREA							
S.NO.	PARTICULARS						AREA (SQMT)
1	0.240	X	4.790			=	1.147
2	6.270	X	0.240	X	2	=	3.010
3	1.670	X	2.100			=	3.207
4	1.330	X	2.200			=	2.926
5	1.960	X	0.240			=	0.470
6	2.450	X	0.080	X	2	=	0.392
7	0.240	X	2.710	X	2	=	1.301
8	6.860	X	0.240			=	1.646
9	0.240	X	2.100			=	0.504
10	2.210	X	0.100			=	0.221
11	0.240	X	0.930			=	0.223
12	2.200	X	0.300			=	0.660
13	2.210	X	0.160			=	0.354
14	4.920	X	4.300			=	20.726
TOTAL AREA (A)						=	36.877
AREA SUBTRACTION							
H2	2.100	X	1.800			=	3.780
TOTAL (B)						=	3.780
TOTAL F.A.R AREA CORRIDOR C = (A - B)						=	33.097

CORRIDOR AREA CALCULATION TOWARDS 15% SERVICES AREA							
S.NO.	PARTICULARS						AREA (SQMT)
FIRE TOWER AREA							
FS1	10.080	X	4.300			=	43.344
LIFT LOBBY							
LL1	7.340	X	2.200			=	16.148
ELECTRICAL SHAFT							
EL1	2.210	X	0.830			=	1.834
REFUGE AREA							
N1	3.150	X	4.790			=	15.087
TOTAL CORRIDOR AREA 15% SERVICES AREA (A)						=	76.363
UNIT AREA CALCULATION 15% SERVICES F.A.R AREA							
CUPBOARDS							
C1	1.650	X	0.540	X	4	=	3.564
C2	1.530	X	0.540	X	4	=	3.305
PLUMBING SHAFT							
P1	0.230	X	0.380	X	4	=	0.304
P2	0.230	X	0.300	X	4	=	0.240
P3	0.500	X	0.250	X	4	=	0.500
TOTAL UNIT AREA CALCULATION 15% SERVICES F.A.R (B						=	7.913
TOTAL 15% SERVICES F.A.R AREA = C (A + B)						=	84.276
AREA SUBTRACTION							
H1	1.800	X	1.200			=	2.160
L1	2.600	X	2.100			=	5.460
TOTAL AREA (D)						=	7.620
TOTAL 15% SERVICES F.A.R AREA E =(C - D)						=	76.656

F.A.R. COVERED AREA CALCULATION FOR UNIT - 1							
S.NO.	PARTICULARS						AREA (SQMT)
COVERED AREA							
1	4.790	X	2.690			=	12.884
2	2.400	X	1.760			=	4.212
3	8.210	X	3.913			=	32.131
4	0.800	X	0.540			=	0.432
5	1.100	X	0.180			=	0.198
6	0.250	X	0.480			=	0.120
7	1.840	X	0.840			=	1.546
8	3.500	X	4.375			=	15.306
9	4.540	X	0.973			=	4.418
10	7.750	X	4.690			=	36.347
11	0.100	X	0.080			=	0.008
12	1.000	X	0.100			=	0.100
13	0.250	X	0.480			=	0.120
14	0.100	X	1.200			=	0.120
UNIT FAR AREA = (A)						=	104.470
AREA SUBTRACTION PLUMBING CUTOUT							
H1	1.740	X	1.200			=	2.088
P1	0.230	X	0.380			=	0.088
P2	0.230	X	0.300			=	0.069
P3	0.500	X	0.250			=	0.125
TOTAL (B)						=	2.349
TOTAL UNIT F.A.R AREA C = (A - B)						=	102.121
1/4 F.A.R AREA OF BALCONY							
R1	3.590	X	0.320			=	1.147
R2	0.100	X	0.280			=	0.028
R3	3.540	X	0.625			=	2.213
R4	0.100	X	0.280			=	0.028
TOTAL AREA (D)						=	3.416
1/4 BALCONY F.A.R AREA (E)						=	0.854
TOTAL UNIT F.A.R AREA F = (C + E)						=	102.292
NON F.A.R AREA OF BALCONY							
Y1	0.930	X	1.380			=	1.283
Y2	0.800	X	2.100			=	1.680
Y3	0.800	X	2.100			=	1.680
Y4	2.300	X	2.400			=	5.520
Y5	2.259	X	1.100			=	2.485
Y6	3.900	X	1.100			=	4.290
Y7	5.540	X	1.100			=	6.094
Y8	5.440	X	1.100			=	5.984
3/4 AREA OF BALCONY (D - E)						=	3.562
TOTAL BALCONY AREA = (G)						=	23.600
15 % SERVICES AREA OF UNIT (CUPBOARDS + PLUMBING SHAFT)							
C1	1.650	X	0.540			=	0.891
C2	1.530	X	0.540			=	0.826
P1	0.230	X	0.380			=	0.088
P2	0.230	X	0.300			=	0.069
P3	0.500	X	0.250			=	0.125
TOTAL 15% SERVICES AREA OF UNIT (H)						=	1.978
COVERAGE AREA FOR UNIT = F + G + H							
1	TOTAL UNIT F.A.R AREA (F)					=	102.292
2	NON FAR AREA OF UNIT (G)					=	23.600
3	15 % SERVICES AREA OF UNIT (H)					=	1.978
TOTAL UNIT COVERAGE AREA						=	126.870

F.A.R. COVERED AREA CALCULATION FOR UNIT - 3							
S.NO.	PARTICULARS						AREA (SQMT)
COVERED AREA							
1	4.790	X	2.690			=	12.885
2	2.400	X	1.760			=	4.112
3	8.210	X	3.913			=	32.131
4	0.800	X	0.540			=	0.324
5	1.100	X	0.180			=	0.198
6	0.250	X	0.480			=	0.120
7	1.840	X	0.840			=	1.546
8	3.500	X	4.375			=	15.306
9	4.540	X	0.973			=	4.418
10	7.750	X	4.690			=	36.347
11	0.100	X	0.080			=	0.008
12	1.000	X	0.100			=	0.100
13	0.250	X	0.480			=	0.120
14	0.100	X	1.200			=	0.120
15	0.100	X	1.500			=	0.150
UNIT FAR AREA = (A)						=	104.628
AREA SUBTRACTION PLUMBING CUTOUT							
H1	1.740	X	1.200			=	2.088
P1	0.230	X	0.380			=	0.088
P2	0.230	X	0.300			=	0.069
P3	0.500	X	0.250			=	0.125
TOTAL (B)						=	2.349
TOTAL UNIT F.A.R AREA C = (A - B)						=	102.271
1/4 F.A.R AREA OF BALCONY							
R1	3.590	X	0.320			=	1.147
R2	0.100	X	0.280			=	0.028
R3	3.540	X	0.625			=	2.213
R4	0.100	X	0.280			=	0.028
TOTAL AREA (D)						=	3.416
1/4 BALCONY F.A.R AREA (E)						=	0.854
TOTAL UNIT F.A.R AREA F = (C + E)						=	103.443
NON F.A.R AREA OF BALCONY							
Y1	0.930	X	1.380			=	1.283
Y2	0.800	X	2.100			=	1.680
Y3	0.800	X	2.100			=	1.680
Y4	1.900	X	2.400			=	4.560
Y5	2.300	X	1.100			=	2.530
Y6	3.900	X	1.100			=	4.290
Y7	5.540	X	1.100			=	6.094
Y8	5.440	X	1.100			=	5.984
3/4 AREA OF BALCONY (D - E)						=	3.210
TOTAL BALCONY AREA = (G)						=	25.285
15 % SERVICES AREA OF UNIT (CUPBOARDS + PLUMBING SHAFT)							
C1	1.650	X	0.540			=	0.891
C2	1.530	X	0.540			=	0.826
P1	0.230	X	0.380			=	0.088
P2	0.230	X	0.300			=	0.069
P3	0.500	X	0.250			=	0.125
TOTAL 15% SERVICES AREA OF UNIT (H)						=	1.978
COVERAGE AREA FOR UNIT = F + G + H							
1	TOTAL UNIT F.A.R AREA (F)					=	103.443
2	NON FAR AREA OF UNIT (G)					=	25.285
3	15 % SERVICES AREA OF UNIT (H)					=	1.978
TOTAL UNIT COVERAGE AREA						=	128.705

NON.FAR. AREA CALCULATION OF ARCHITECTURAL ELEMENTS							
S.NO.	PARTICULARS						AREA (SQMT)
A1	0.300	X	0.100	X	14	=	0.420
TOTAL NON FAR AREA OF ARCHITECTURAL ELEMENTS						=	0.420

TOTAL F.A.R. AREA AT REFUGE FLOOR					
S.NO.	PARTICULARS			AREA (SQMT)	
F.A.R AREA OF UNIT - 1	2	X	103.292	=	206.585
F.A.R AREA OF UNIT - 3	2	X	103.442	=	206.885
F.A.R AREA OF CIRCULATION	1	X	33.097	=	33.097
TOTAL F.A.R AREA				=	446.567

TOTAL NON F.A.R. AREA AT REFUGE FLOOR					
S.NO.	PARTICULARS			AREA (SQMT)	
NON F.A.R AREA OF UNIT - 1	2	X	23.600	=	47.200
NON F.A.R AREA OF UNIT - 3	2	X	23.285	=	46.570
TOTAL NON F.A.R AREA				=	93.769

REFUGE AREA REQUIRED -
- 802.375 SQMTR(BLDG. PLATE) X 2 FLOORS X 0.3
= 361.425 / 12.5 = 0.9 SQM (for spec.sheet)
= 29.814 SQM ,SAY - 30.00 SQMT.

REFUGE AREA PROPOSED = 15.057 X 2 = 30.114 SQMT

OWNER SIGN

THREE C HOMES PVT. LTD.
Authorised Signatory

ARCHITECT SIGN

APPROVED
File Letter No. 737/24 Dated 11-12-2024
Diary No. 5743

300 / A1 / 100
AREA DIAGRAM FOR ARCH. ELEMENT

NOTE:- 13TH FLOOR IS OMITTED AND MARKED AS 12TH (A) FLOOR

OWNER

M/S THREE C HOMES PVT. LTD.

SUBMISSION DRAWING

KEY PLAN

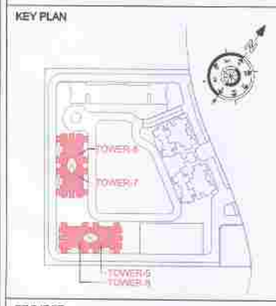

PROJECT

PROPOSED GROUP HOUSING AT PLOT NO. GH-01 IN PLOT NO. TS - 01, SECTOR 22-A, YAMUNA EXPRESSWAY, (U.P.) FOR M/S THREE C HOMES PVT. LTD.

DATE	PROJECT INCH.	CHECKED BY
13 - 11 -2024	BALRAJ SINGH	BIPIN CHAND
SCALE	DEALT BY	APPROVED BY
1:100	SHANKY GARG	VISHAL SHARMA

DRAWING TITLE

16TH & 17TH FLOOR PLAN (REFUGE FLOOR)

TOWER-5 TO 8

ARCHITECTS

Confluence
NEW DELHI , INDIA
F-1, FIRST FLOOR, MIRA CORPORATE SUITES, ISHWAR NAGAR, NEW DELHI 110065
Ph- +91-11-26925884 ocs@inconfluence.com
Ph- +91-11-40564768 www.inconfluence.com
Member of IGBC ISO - 9001 : 2000
architecture urban design hospitality interiors

DRAWING NO.	REVISION
S-20	

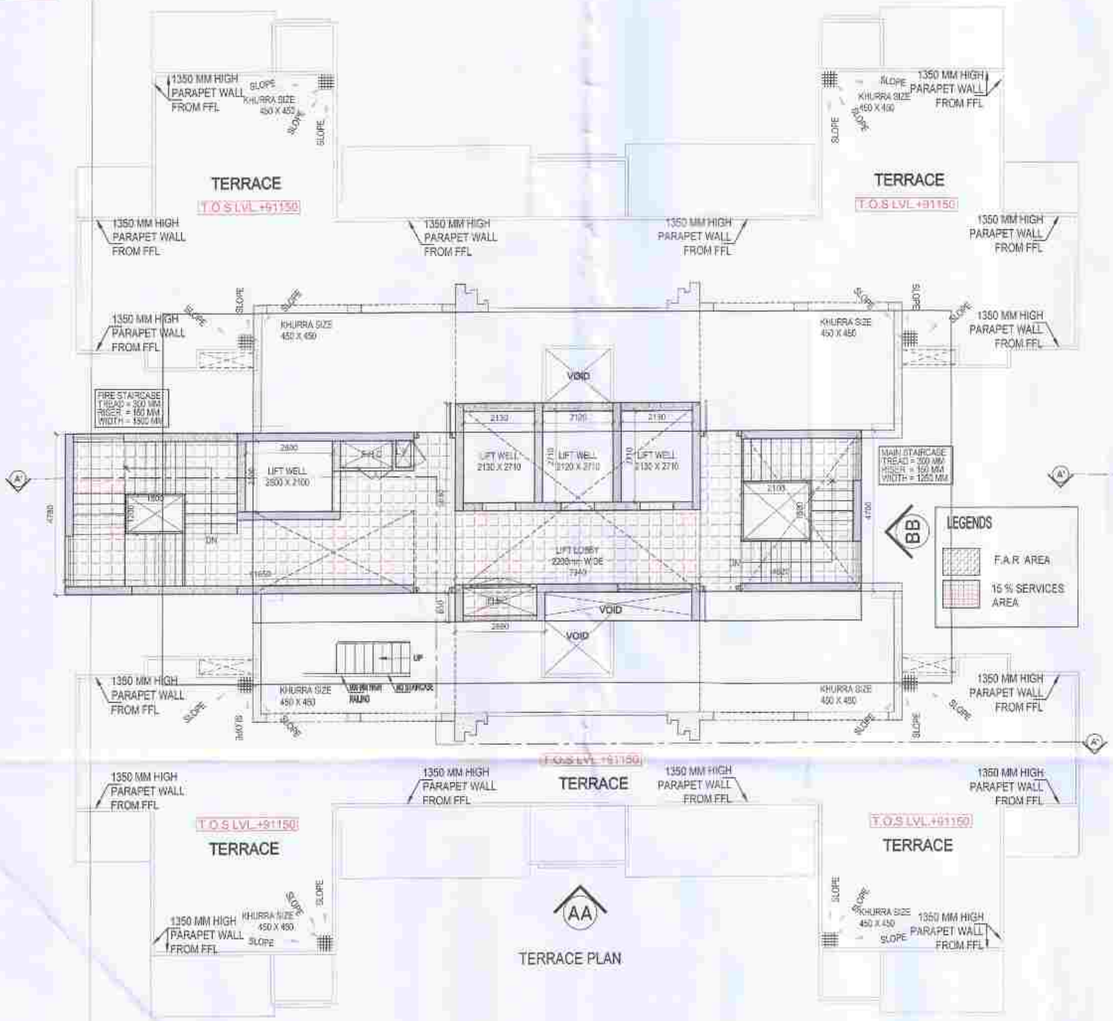

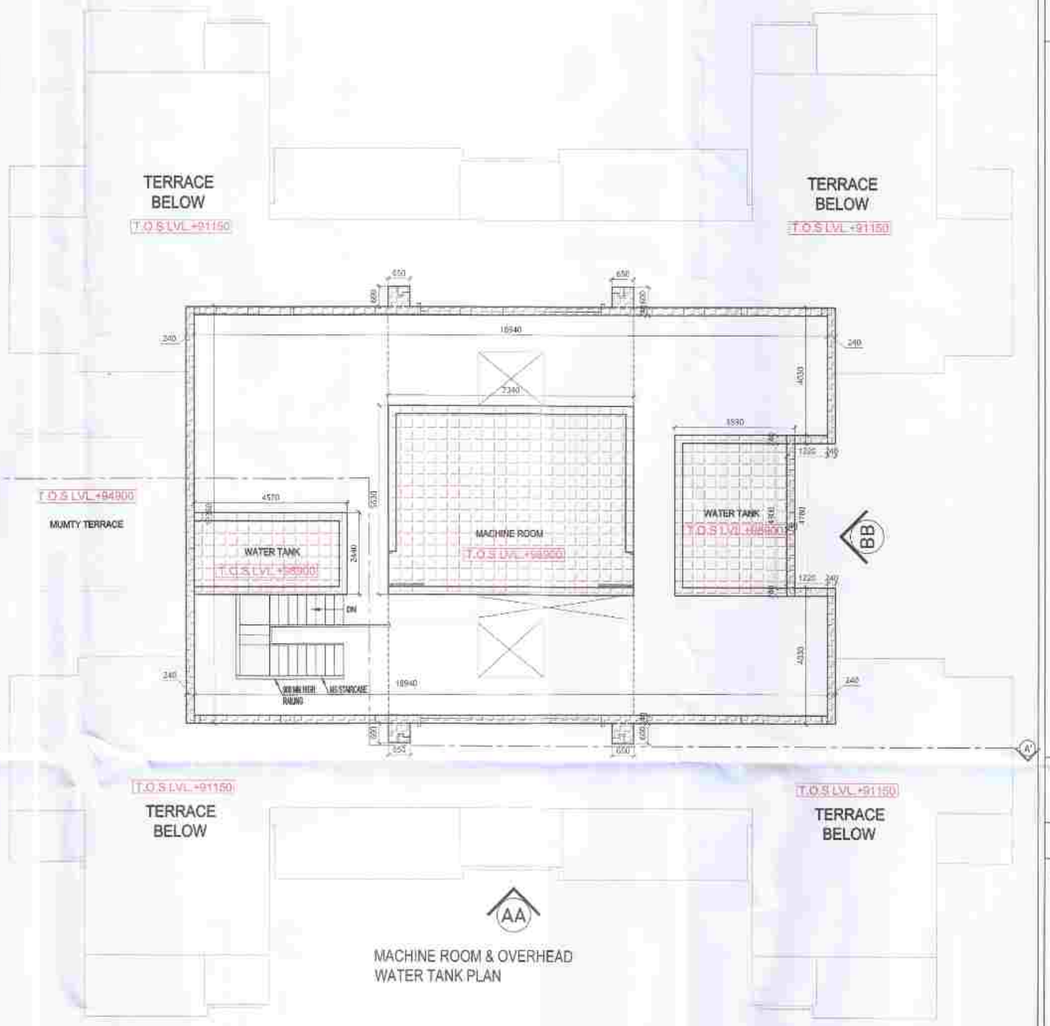

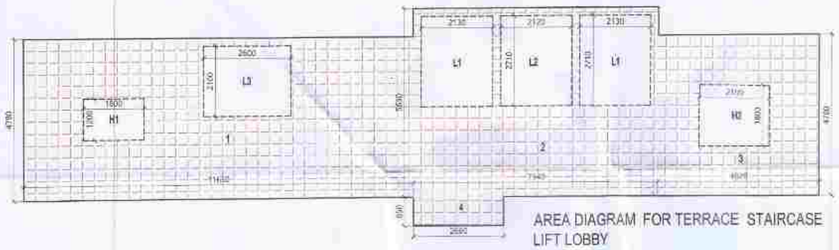

AREA DIAGRAM FOR TERRACE STAIRCASE LIFT LOBBY



AREA DIAGRAM FOR MACHINE ROOM & OVERHEAD WATER TANK

AREA CALCULATION TOWARDS 15 % SERVICES AREA AT TERRACE FLOOR							
S.NO.	PARTICULARS						AREA (SQMT)
TERRACE LIFT LOBBY AREA & STAIRCASE							
1	11.650	X	4.780			=	55.687
2	7.340	X	5.630			=	41.324
3	4.820	X	4.780			=	23.040
4	2.690	X	0.850			=	2.287
TOTAL (A)						=	122.337
AREA SUBTRACTION							
OPEN AREA							
L1	2.130	X	2.710	X	2	=	11.545
L2	2.120	X	2.710			=	5.745
L3	2.600	X	2.100			=	5.460
H1	1.800	X	1.200			=	2.160
H2	2.100	X	1.800			=	3.780
TOTAL (B)						=	28.690
TOTAL TERRACE LIFT LOBBY AREA & STAIRCASE = (A - B)						=	93.648

AREA CALCULATION TOWARDS 15 % SERVICES AREA AT TERRACE LVL.							
S.NO.	PARTICULARS						AREA (SQMT)
MACHINE ROOM & OVER HEAD TANK							
1	4.570	X	2.440			=	11.151
2	7.340	X	5.630			=	41.324
3	3.590	X	4.780			=	17.160
TOTAL OVER HEAD TANK						=	69.635

AREA CALCULATION F.A.R AT TERRACE FLOOR							
S.NO.	PARTICULARS						AREA (SQMT)
ELEVATIONAL FEATURE							
A1	18.940	X	0.240	X	2	=	9.091
A2	0.650	X	0.600	X	4	=	1.560
A3	0.240	X	12.360			=	2.966
A4	0.240	X	4.030	X	2	=	1.934
A5	1.220	X	0.240	X	2	=	0.586
A6	0.240	X	4.300			=	1.032
TOTAL F.A.R AREA						=	17.170

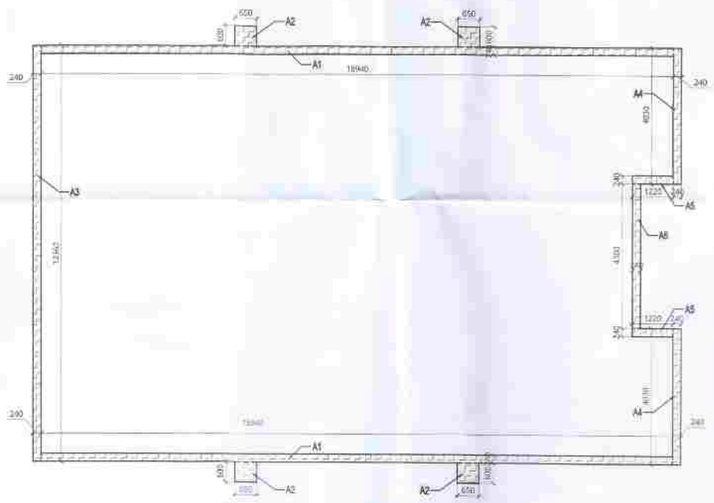

AREA DIAGRAM FOR ELEVATIONAL FEATURE

OWNER SIGN

THREE C HOMES PVT. LTD.
Authorised Signatory

ARCHITECT SIGN

VISHAL SHARMA
ARCHITECT
REGISTRATION NO. CA/90/20000
NEW DELHI

Yamuna Expressway Industrial Development Authority
APPROVED
Vide Letter No. YEA/Plan/2023/2 Dated 21.12.2023
Valid Upto Date 5.12.2025
Signature (Auth)
Gen. Manager (Plan. & Arch)

300 / 100
AREA DIAGRAM FOR ARCH. ELEMENT

NOTE:- 13TH FLOOR IS OMITTED AND MARKED AS 12TH (A) FLOOR

OWNER

M/S THREE C HOMES PVT. LTD.

SUBMISSION DRAWING

KEY PLAN

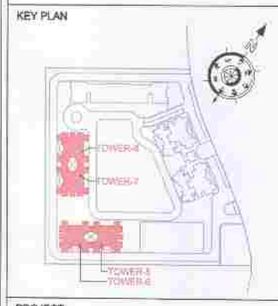

PROJECT

PROPOSED GROUP HOUSING AT PLOT NO. GH-01 IN PLOT NO. TS - 01, SECTOR 22-A, YAMUNA EXPRESSWAY, (U.P.) FOR M/S THREE C HOMES PVT. LTD.

DATE	PROJECT INCH.	CHECKED BY
13 - 11 -2024	BALRAJ SINGH	BIPIN CHAND
SCALE	DEALT BY	APPROVED BY
1:100	SHANKY GARG	VISHAL SHARMA

DRAWING TITLE

TERRACE, MACHINE ROOM & OHT LEVEL PLAN

TOWER- 5 TO 8

ARCHITECTS

Confluence
NEW DELHI , INDIA

F-1, FIRST FLOOR, MIRA CORPORATE SUITES, ISHWAR NAGAR, NEW DELHI 110065

Ph- +91-11-26925554 cos@inconfluence.com Member of IGBC
Ph- +91-11-40564766 www.inconfluence.com ISO - 9001 : 2000
architecture urban design hospitality interiors

DRAWING NO. S-21

REVISION

ELEVATION - A-A

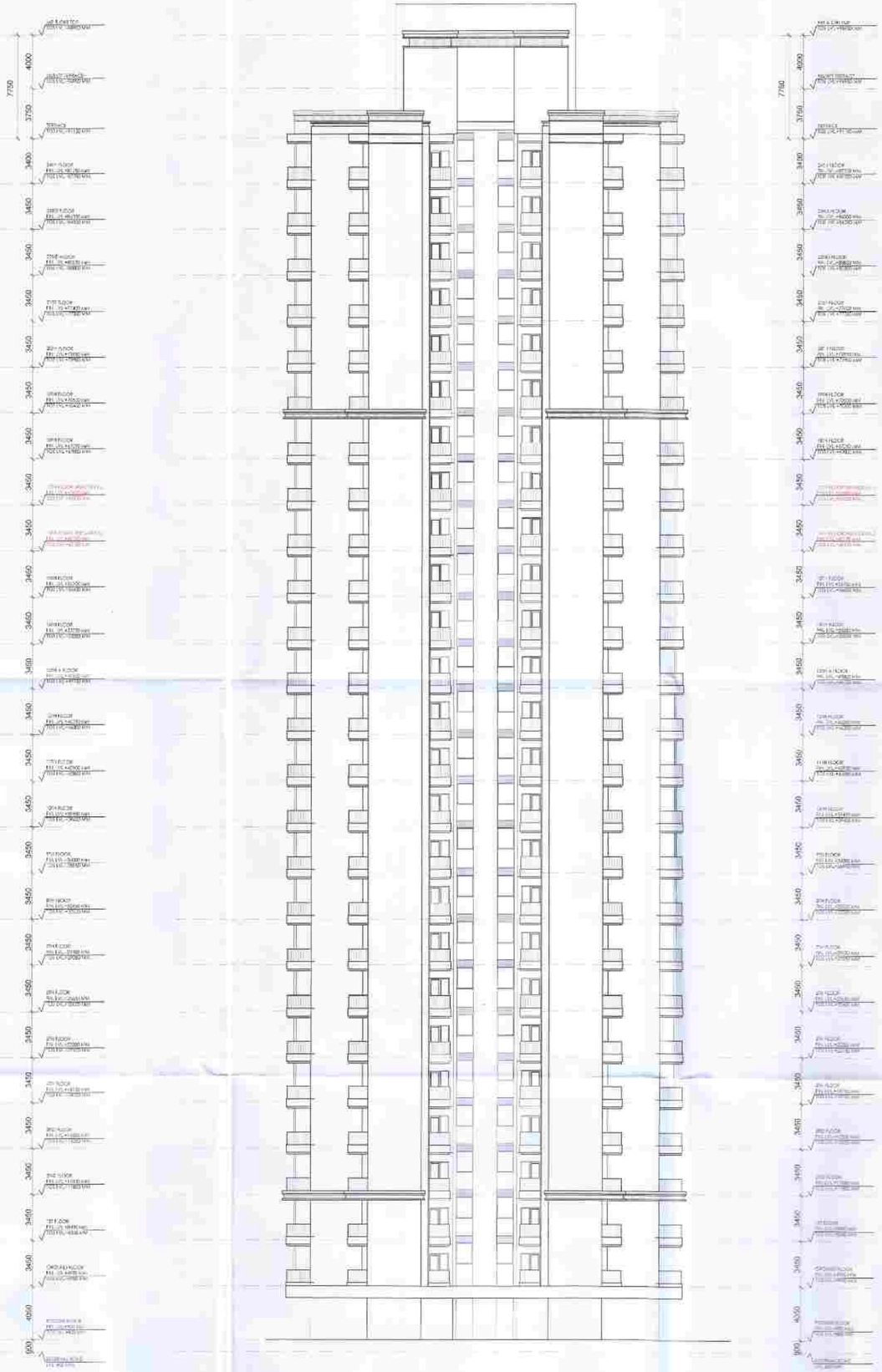

ELEVATION - B-B

OWNER SIGN	ARCHITECT SIGN
THREE C HOMES PVT. LTD. Authorised Signatory	

Yamuna Expressway Industrial Development Authority
APPROVED
Vide Letter No. YEA/Plan/ 273/21 Date 11-12-24
Valid Upto Date 5-1-28
Manager (Auth) | Dy. Manager (Plan & Arch)
Dy. Manager (Plan & Arch) Authority

NOTE:- 13TH FLOOR IS OMITTED AND MARKED AS 12TH (A) FLOOR

OWNER

M/S THREE C HOMES PVT. LTD.

SUBMISSION DRAWING

KEY PLAN

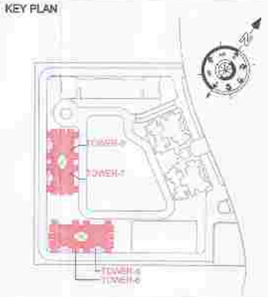

PROJECT

PROPOSED GROUP HOUSING AT PLOT NO. GH-01 IN PLOT NO. TS - 01, SECTOR 22-A, YAMUNA EXPRESSWAY, (U.P.) FOR M/S THREE C HOMES PVT. LTD.

DATE	PROJECT INCH.	CHECKED BY
13 - 11 -2024	BALRAJ SINGH	BIPIN CHAND
SCALE	DEALT BY	APPROVED BY
1:100	SHANKY GARG	VISHAL SHARMA

DRAWING TITLE

ELEVATIONS

TOWER-5 TO 8

ARCHITECTS

Confluence
NEW DELHI , INDIA
F-4, FIRST FLOOR, MIRA CORPORATE SUITES, ISHWAR NAGAR, NEW DELHI 110065
Ph- +91-11-26825684 cos@inconfluence.com Member of IGBC
Ph- +91-11-40664766 www.inconfluence.com ISO - 9001 : 2000
architecture urban design hospitality interiors

DRAWING NO.	REVISION
S-22	

SECTION - A'-A'

TOWER- 5,6,7 & 8

OWNER SIGN	ARCHITECT SIGN
THREE C HOMES PVT. LTD. Authorised Signatory	VISHAL SHARMA ARCHITECT NEW DELHI

NOTE:- 13TH FLOOR IS OMITTED AND MARKED AS 12TH (A) FLOOR

OWNER

M/S THREE C HOMES PVT. LTD.

SUBMISSION DRAWING

KEY PLAN

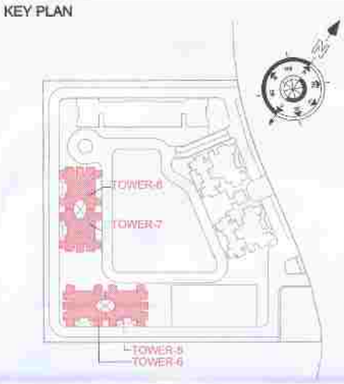

PROJECT

PROPOSED GROUP HOUSING AT PLOT NO. GH-01 IN PLOT NO. TS - 01, SECTOR 22-A, YAMUNA EXPRESSWAY, (U.P.) FOR M/S THREE C HOMES PVT. LTD.

DATE	PROJECT INCH.	CHECKED BY
13 - 11 -2024	BALRAJ SINGH	BIPIN CHAND
SCALE	DEALT BY	APPROVED BY
1:100	SHANKY GARG	VISHAL SHARMA

DRAWING TITLE

SECTION - A'-A'

TOWER-5 TO 8

ARCHITECTS

Confluence
NEW DELHI , INDIA
F-1, FIRST FLOOR, MIRA CORPORATE SUITES, ISHWAR NAGAR, NEW DELHI 110065
Ph- +91-11-26925884 ccs@inconfluence.com Member of IGBC
Ph- +91-11-40564768 www.inconfluence.com ISO - 9001 : 2000
architecture urban design hospitality interiors

DRAWING NO.	REVISION
S-23	

PODIUM LEVEL PLAN

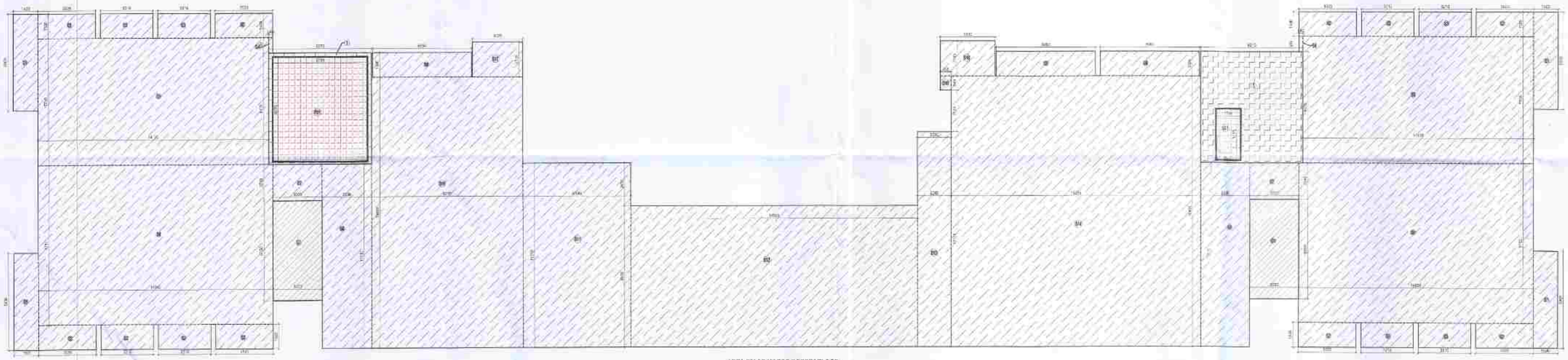

AREA DIAGRAM FOR PODIUM FLOOR

TOWER - 9							
	GROUND COVERAGE	F.A.R. AREA	15 % SERVICES AREA	NON F.A.R AREA	NON F.A.R AREA (ARCH. ELEMENTS)	PODIUM NON F.A.R AREA	HEIGHT FL. LVL. (MM) (+)
PODIUM	1517.851	43.251	41.708	0.000	0.000	1392.177	900
GROUND		895.228	37.636	141.030	2.422		4650
1ST FLOOR		895.107	59.707	187.940	3.312		8250
2ND FLOOR		1134.211	59.707	240.630	4.416		11550
3RD FLOOR		1134.211	59.707	240.630	4.416		14850
4TH FLOOR		1134.211	59.707	240.630	4.416		18150
5TH FLOOR		1134.211	59.707	240.630	4.416		21450
6TH FLOOR		1134.211	59.707	240.630	4.416		24750
7TH FLOOR		1134.211	59.707	240.630	4.416		28050
8TH FLOOR		1134.211	59.707	240.630	4.416		31350
9TH FLOOR		1134.211	59.707	240.630	4.416		34650
10TH FLOOR		1134.211	59.707	240.630	4.416		37950
11TH FLOOR		1134.211	59.707	240.630	4.416		41250
12TH FLOOR		1134.211	59.707	240.630	4.416		44550
12TH (A) FLOOR		1134.211	59.707	240.630	4.416		47850
14TH FLOOR		1134.211	59.707	240.630	4.416		51150
15TH FLOOR		1134.211	59.707	240.630	4.416		54450
16TH FLOOR (REFUGE AREA)		1134.211	126.766	240.630	4.416		57750
17TH FLOOR		1134.211	59.707	240.630	4.416		61050
18TH FLOOR		1134.211	59.707	240.630	4.416		64350
19TH FLOOR		1134.211	59.707	240.630	4.416		67650
20TH FLOOR		1134.211	59.707	240.630	4.416		70950
21ST FLOOR		1134.211	59.707	240.630	4.416		74250
22ND FLOOR		1134.211	59.707	240.630	4.416		77550
23RD FLOOR		1134.211	59.707	240.630	4.416		80850
24TH FLOOR		1134.211	59.707	240.630	4.416		84150
25TH FLOOR (REFUGE AREA)		1134.211	126.766	240.630	4.416		87450
TERRACE FLOOR			132.394				90700
M.ROOM & CHT.LVL.			55.295	150.634			94300
TOTAL	1517.851	28920.963	2035.385	6884.090	111.918	1392.177	

F.A.R. COVERED AREA CALCULATION FOR CIRCULATION AREA AT PODIUM FLOOR LOBBY

S.NO.							AREA (SQMT)
1	8.270	X	9.275	X	2	=	94.956
TOTAL AREA (A)						=	94.956
AREA SUBTRACTION							
FG	5.760	X	6.375			=	36.711
LL1	1.530	X	3.135			=	4.797
TOTAL (B)						=	41.708
TOTAL F.A.R AREA CORRIDOR + ENTRANCE LOBBY = C (A - B)						=	43.251

GROUND COVERAGE USE ONLY

S.NO.							AREA (SQMT)
G	3.000	X	9.000	X	2	=	35.300
TOTAL AREA						=	35.300

TOTAL F.A.R. AREA AT PODIUM FLOOR

S.NO.	PARTICULARS				AREA (SQMT)
F.A.R AREA OF CIRCULATION	1	X	43.251	=	43.251
TOTAL F.A.R AREA				=	43.251

CORRIDOR AREA CALCULATION TOWARDS 15% SERVICES AREA

S.NO.	PARTICULARS						AREA (SQMT)
FIRE TOWER AREA							
FG	5.760	X	6.375			=	36.711
LIFT LOBBY							
LL1	1.530	X	3.135			=	4.797
TOTAL 15% SERVICES F.A.R AREA						=	41.708

NON F.A.R. PARKING AREA PODIUM FLOOR

S.NO.							AREA (SQMT)
B1	1.850	X	9.900	X	2	=	36.400
B2	3.820	X	1.500	X	8	=	45.840
B3	3.210	X	1.500	X	8	=	38.520
B4	3.240	X	3.005	X	2	=	19.448
B5	14.120	X	7.710	X	2	=	217.730
B6	14.303	X	9.710	X	2	=	278.871
B7	3.600	X	2.290	X	2	=	16.488
B8	3.000	X	11.210	X	2	=	67.260
B9	3.360	X	1.500	X	3	=	27.270
B10	9.270	X	16.485			=	152.816
B11	6.580	X	11.210			=	73.762
B12	17.000	X	5.500			=	93.500
B13	2.290	X	12.125			=	27.763
B14	15.225	X	16.485			=	251.079
B15	5.644	X	3.843			=	21.690
B16	3.300	X	2.135			=	7.150
B17	3.070	X	2.135			=	6.554
TOTAL PODIUM AREA						=	1392.177

TOTAL GROUND COVERAGE AREA (F.A.R AREA + NON F.A.R AREA + 15% SERVICES AREA)

PARTICULARS		AREA (SQMT)
F.A.R AREA OF 01 LT FLOOR	=	43.251
15% SERVICES AREA PODIUM FLOOR	=	41.708
PODIUM NON F.A.R AREA OF PODIUM FLOOR	=	1392.177
GROUND COVERAGE USE ONLY	=	35.300
ARCHITECTURAL ELEMENTS (TYPICAL FLOOR)	=	1.418
TOTAL GROUND COVERAGE AREA	=	1517.851

LEGENDS

- F.A.R AREA
- 15 % SERVICES AREA
- NON F.A.R AREA PODIUM
- AREA FOR GROUND COVERAGE USE ONLY

OWNER SIGN

THREE C HOMES PVT. LTD.
Authorised Signatory

ARCHITECT SIGN

VISHAL SHARMA
COA/1/1/1

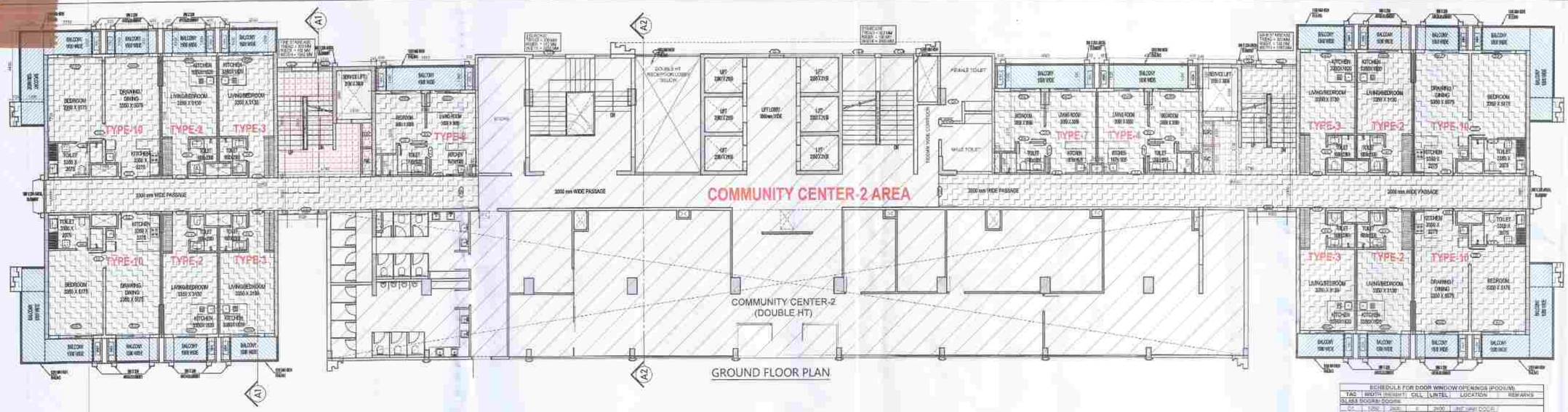

GROUND FLOOR PLAN

NOTE:-
MECHANICAL VENTILATION IN KITCHEN SHALL BE PROVIDED WHEREVER REQUIRED.

SCHEDULE FOR DOOR WINDOW OPENINGS (PODIUM)

TAG	WIDTH	HEIGHT	CILL	LINTEL	LOCATION	REMARKS
GLASS DOORS/ DOORS						
D1	1200	2400	0	2400	UNIT MAIN DOOR	FLUSH DOOR
D2	1000	2250	0	2250	LIVING AREA	
D3	900	2250	0	2250	BEDROOM	
D4	800	2250	0	2250	TOILETS	
D5	1000	2400	0	2400	ENTRANCE	
D6	2000	2400	0	2400	CLUB ENTRANCE	
WINDOWS						
SW1	2475	2250	+0	2250	LIVING AREA	AL. SLIDING WINDOWS
SW2	1410	2250	+0	2250	LIVING AREA	
SW3	1425	2250	+0	2250	LIVING BEDROOM	
GLAZINGS						
GL1	2000	2250	0	2250	LIFT LOBBY	
GL2	1000	2250	900	2250	STAIRCASE	
GL3	1125	2250	0	2250	BASEMENT TO LOBBY	
GL4	1000	1350	900	2250	STAIRCASE	
GL5	1000	2250	0	2250	CLUB	
GL6	1000	2250	0	2250	CLUB	
GL7	1000	2250	0	2250	LOBBY	

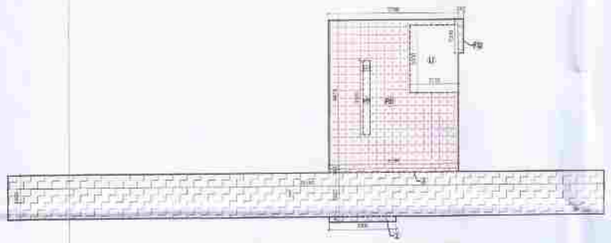

AREA DIAGRAM FOR GROUND FLOOR CIRCULATION AREA

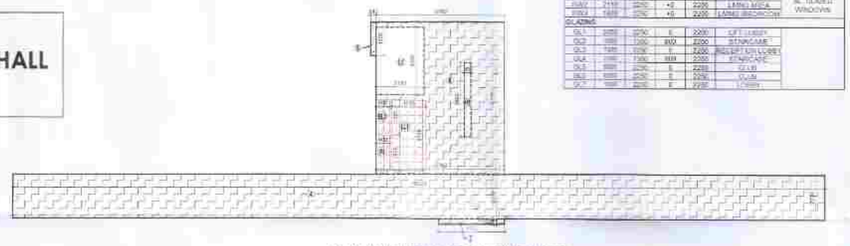

AREA DIAGRAM FOR GROUND FLOOR CIRCULATION AREA

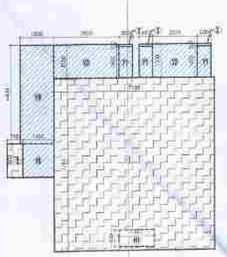

AREA DIAGRAM FOR UNIT TYPE - 10



AREA DIAGRAM FOR UNIT TYPE - 2

AREA DIAGRAM FOR UNIT TYPE - 3

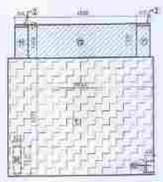

AREA DIAGRAM FOR UNIT TYPE - 4

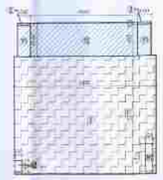

AREA DIAGRAM FOR UNIT TYPE - 7

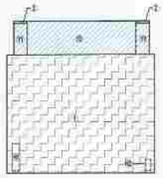

AREA DIAGRAM FOR UNIT TYPE - 8

F.A.R. COVERED AREA CALCULATION FOR UNIT - 10

S.NO.	PARTICULARS						AREA (SQMT)
COVERED AREA							
1	7.680	X	7.710			=	59.208
2	0.800	X	0.800	X	3	=	2.160
3	0.750	X	1.500			=	1.125
UNIT FAR AREA = (A)						=	62.598
AREA SUBTRACTION							
H1	1.000	X	0.150			=	1.170
TOTAL (A)						=	1.170
TOTAL UNIT F.A.R AREA C= (A - B)						=	61.428

NON F.A.R AREA OF BALCONY

V1	0.600	X	1.600	X	3	=	2.880
V2	0.700	X	1.200			=	0.840
V3	0.900	X	0.900			=	0.810
V4	2.100	X	2.070			=	4.347
V5	2.100	X	1.500			=	3.150
V6	0.600	X	1.500			=	0.900
TOTAL UNIT F.A.R AREA (C)						=	18.015
COVERAGE AREA FOR UNIT = F + G + H							
1	TOTAL UNIT F.A.R AREA (C)					=	18.015
2	NON FAR AREA OF UNIT (E)					=	18.015
TOTAL UNIT COVERAGE AREA						=	36.030

F.A.R. COVERED AREA CALCULATION FOR UNIT - 4

S.NO.	PARTICULARS						AREA (SQMT)
COVERED AREA							
1	6.520	X	5.275			=	34.393
2	0.090	X	0.100	X	2	=	0.020
UNIT FAR AREA = (A)						=	34.412
AREA SUBTRACTION							
H1	0.225	X	1.225			=	0.276
H2	0.340	X	0.520			=	0.177
TOTAL (B)						=	0.453
TOTAL UNIT F.A.R AREA C= (A - B)						=	33.959

NON F.A.R AREA OF BALCONY

V1	0.900	X	1.400	X	2	=	1.260
V2	0.900	X	1.500			=	1.350
TOTAL BALCONY AREA = (D)						=	2.610
COVERAGE AREA FOR UNIT = F + G + H							
1	TOTAL UNIT F.A.R AREA (C)					=	33.959
2	NON FAR AREA OF UNIT (D)					=	8.970
TOTAL UNIT COVERAGE AREA						=	42.929

F.A.R. COVERED AREA CALCULATION FOR UNIT - 2

S.NO.	PARTICULARS						AREA (SQMT)
COVERED AREA							
1	3.175	X	7.275			=	23.096
2	0.090	X	0.100	X	2	=	0.018
UNIT FAR AREA = (A)						=	27.182
AREA SUBTRACTION							
H1	0.150	X	0.750			=	0.113
TOTAL (B)						=	0.113
TOTAL UNIT F.A.R AREA C= (A - B)						=	26.067

NON F.A.R AREA OF BALCONY

V1	0.900	X	0.400	X	2	=	0.720
V2	0.900	X	1.500			=	1.350
TOTAL BALCONY AREA = (D)						=	2.070
COVERAGE AREA FOR UNIT = F + G + H							
1	TOTAL UNIT F.A.R AREA (C)					=	26.067
2	NON FAR AREA OF UNIT (D)					=	4.680
TOTAL UNIT COVERAGE AREA						=	31.262

F.A.R. COVERED AREA CALCULATION FOR UNIT - 7

S.NO.	PARTICULARS						AREA (SQMT)
COVERED AREA							
1	6.440	X	5.275			=	33.971
2	0.090	X	0.100	X	2	=	0.036
UNIT FAR AREA = (A)						=	34.007
AREA SUBTRACTION							
H1	0.225	X	1.225			=	0.276
H2	0.150	X	0.500			=	0.075
TOTAL (B)						=	0.351
TOTAL UNIT F.A.R AREA C= (A - B)						=	33.656

NON F.A.R AREA OF BALCONY

V1	0.900	X	1.400	X	2	=	1.680
V2	0.900	X	1.500			=	1.350
TOTAL BALCONY AREA = (D)						=	3.030
COVERAGE AREA FOR UNIT = F + G + H							
1	TOTAL UNIT F.A.R AREA (C)					=	33.656
2	NON FAR AREA OF UNIT (D)					=	8.970
TOTAL UNIT COVERAGE AREA						=	42.626

F.A.R. COVERED AREA CALCULATION FOR UNIT - 3

S.NO.	PARTICULARS						AREA (SQMT)
COVERED AREA							
1	3.675	X	7.710			=	28.346
2	0.090	X	0.100			=	0.009
UNIT FAR AREA = (A)						=	28.356
AREA SUBTRACTION							
H1	0.150	X	0.750			=	0.113
TOTAL (B)						=	0.088
TOTAL UNIT F.A.R AREA C= (A - B)						=	27.771

NON F.A.R AREA OF BALCONY

V1	0.900	X	1.400			=	0.840
V2	0.900	X	1.500			=	1.350
TOTAL BALCONY AREA = (D)						=	2.220
COVERAGE AREA FOR UNIT = F + G + H							
1	TOTAL UNIT F.A.R AREA (C)					=	27.771
2	NON FAR AREA OF UNIT (D)					=	2.220
TOTAL UNIT COVERAGE AREA						=	29.991

F.A.R. COVERED AREA CALCULATION FOR UNIT - 8

S.NO.	PARTICULARS						AREA (SQMT)
COVERED AREA							
1	6.440	X	5.275			=	34.000
2	0.090	X	0.100	X	2	=	0.036
UNIT FAR AREA = (A)						=	34.036
AREA SUBTRACTION							
H1	0.225	X	1.225			=	0.276
H2	0.250	X	0.500			=	0.125
TOTAL (B)						=	0.401
TOTAL UNIT F.A.R AREA C= (A - B)						=	33.635

NON F.A.R AREA OF BALCONY

V1	0.900	X	1.400	X	2	=	1.680
V2	0.900	X	1.500			=	1.350
TOTAL BALCONY AREA = (D)						=	3.030
COVERAGE AREA FOR UNIT = F + G + H							
1	TOTAL UNIT F.A.R AREA (C)					=	33.635
2	NON FAR AREA OF UNIT (D)					=	8.970
TOTAL UNIT COVERAGE AREA						=	42.605

NON FAR AREA CALCULATION OF ARCHITECTURAL ELEMENTS

S.NO.	PARTICULARS						AREA (SQMT)
A1	0.300	X	0.200	X	36	=	2.622
TOTAL NON FAR AREA OF ARCHITECTURAL ELEMENTS						=	2.622

F.A.R. COVERED AREA CALCULATION FOR CIRCULATION AREA

S.NO.	PARTICULARS						AREA (SQMT)
1	28.700	X	2.000			=	57.500
2	3.000	X	0.240	X	2	=	1.440
3	5.790	X	0.160			=	0.926
4	38.600	X	2.000			=	77.200
5	0.240	X	1.500			=	0.360
6	5.790	X	6.778			=	39.237
TOTAL AREA (A)						=	166.264
AREA SUBTRACTION							
H1	0.300	X	0.200			=	0.060
L1	2.160	X	0.500			=	0.450
L1.1	1.500	X	3.175			=	4.762
EL1	0.600	X	1.470			=	0.882
F1	0.500	X	1.585			=	0.793
TOTAL (B)						=	14.951
TOTAL F.A.R AREA CORRIDOR C = (A - B)						=	154.196

CORRIDOR AREA CALCULATION TOWARDS 15% SERVICES AREA

S.NO.	PARTICULARS						AREA (SQMT)
FIRE TOWER AREA							
FT01	3.780	X	6.875			=	26.000
FT02	0.240	X	1.500			=	0.360
LIFT LOBBY							
LL1	1.330	X	3.175			=	4.297
ELECTRICAL SHAFT							
EL1	0.600	X	1.470			=	0.882
FHC SHAFT							
F1	0.500	X	1.585			=	0.793
TOTAL CORRIDOR AREA 15% SERVICES AREA (A)						=	41.378
AREA SUBTRACTION							
H1	0.300	X	0.300			=	0.090
L1	2.160	X	3.000			=	6.480
TOTAL AREA (B)						=	6.480
TOTAL 15% SERVICES F.A.R AREA C = (A - B)						=	37.898

TOTAL F.A.R. AREA AT GROUND FLOOR

S.NO.	PARTICULARS				AREA (SQMT)
F.A.R AREA OF UNIT - 10	1	X	53.418	=	53.418
F.A.R AREA OF UNIT - 2	4	X	26.067	=	106.268
F.A.R AREA OF UNIT - 3	4	X	27.771	=	111.083
F.A.R AREA OF UNIT - 4	1	X	33.950	=	33.950
F.A.R AREA OF UNIT - 7	1	X	33.656	=	33.656
F.A.R AREA OF UNIT - 8	1	X	34.412	=	34.412
F.A.R AREA OF CIRCULATION	1	X	154.196	=	154.196
TOTAL F.A.R AREA				=	695.329

TOTAL NON F.A.R. AREA AT GROUND FLOOR

S.NO.	PARTICULARS				AREA (SQMT)
NON F.A.R AREA OF UNIT - 10	1	X	38.415	=	38.415
NON F.A.R AREA OF UNIT - 2	4	X	6.905	=	27.620
NON F.A.R AREA OF UNIT - 3	4	X	6.220	=	24.880
NON F.A.R AREA OF UNIT - 4	1	X	8.970	=	8.970
NON F.A.R AREA OF UNIT - 7	1	X	8.970	=	8.970
NON F.A.R AREA OF UNIT - 8	1	X	8.970	=	8.970
TOTAL NON F.A.R AREA				=	141.835

AREA LEGENDS:-
- F.A.R. AREA
- 15 % SERVICES AREA
- NON FAR AREA

OWNER SIGN | ARCHITECT SIGN

THREE C HOMES PVT. LTD.
Authorised Signatory

Vishwas Kumar Gupta
Area Manager
Noida Authority
APPROVED
Vide Letter No. 771/24 Date 11-12-2024
Valid Upto 5 Years

NOTE:- 13TH FLOOR IS OMITTED AND MARKED AS 12TH (A) FLOOR

OWNER

M/S THREE C HOMES PVT. LTD.

SUBMISSION DRAWING

KEY PLAN

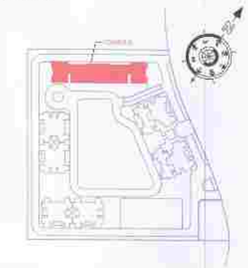

PROJECT

PROPOSED GROUP HOUSING AT PLOT NO. GH-01 IN PLOT NO. TS - 01, SECTOR 22-A, YAMUNA EXPRESSWAY, (U.P.) FOR M/S THREE C HOMES PVT. LTD.

DATE	PROJECT INCH.	CHECKED BY
09 - 11 -2024	BALRAJ SINGH	BIPIN CHAND
SCALE	DEALT BY	APPROVED BY
1:100	SHANKY GARG	VISHAL SHARMA

DRAWING TITLE

GROUND FLOOR PLAN

TOWER-9

ARCHITECTS

Confluence
NEW DELHI , INDIA

F-1, FIRST FLOOR, MIRA CORPORATE SUITES, ISHWAR NAGAR, NEW DELHI 110065

Ph- +91-11-26925864 cce@inconfluence.com Member of IGBC
Ph- +91-11-40584769 www.inconfluence.com ISO - 9001 : 2000
architecture urban design hospitality interiors

DRAWING NO. S-25 | REVISION

1ST FLOOR PLAN

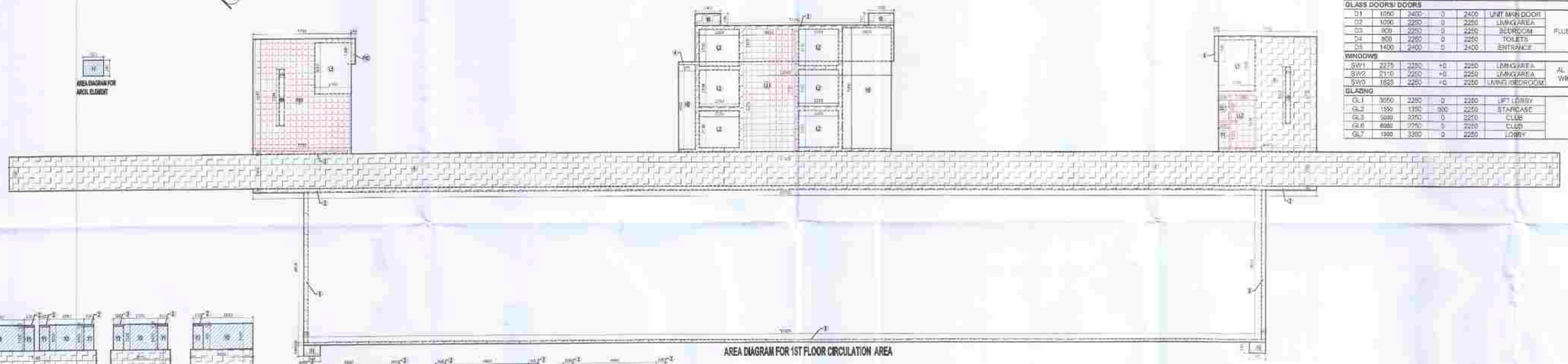

AREA DIAGRAM FOR 1ST FLOOR CIRCULATION AREA

AREA DIAGRAM FOR UNIT TYPE - 10

AREA DIAGRAM FOR UNIT TYPE - 2

AREA DIAGRAM FOR UNIT TYPE - 3

AREA DIAGRAM FOR UNIT TYPE - 4

AREA DIAGRAM FOR UNIT TYPE - 5

AREA DIAGRAM FOR UNIT TYPE - 6

SCHEDULE FOR DOOR WINDOW OPENINGS (2ND FLOOR)						
TAG	WIDTH	HEIGHT	CILL	LINTEL	LOCATION	REMARKS
GLASS DOORS/ DOORS						
D1	1050	2400	0	2400	UNIT MAIN DOOR	FLUSH DOOR
D2	1000	2250	0	2250	LIVING AREA	
D3	900	2250	0	2250	BEDROOM	
D4	800	2250	0	2250	TOILETS	
D5	1400	2400	0	2400	ENTRANCE	
WINDOWS						
SW1	2375	2250	+0	2250	LIVING AREA	AL. GLAZED WINDOWS
SW2	2100	2250	+0	2250	LIVING AREA	
SW3	1825	2250	+0	2250	LIVING / BEDROOM	
GLAZING						
GL1	3050	2250	0	2250	UPT LOBBY	
GL2	1550	1350	300	2250	STAIRCASE	
GL3	5000	2250	0	2250	CLUB	
GL6	6000	2250	0	2250	CLUB	
GL7	1000	3350	0	2250	LOBBY	

AREA DIAGRAM FOR ARCH. ELEMENT

NOTE:- 13TH FLOOR IS OMITTED AND MARKED AS 12TH (A) FLOOR

NOTE:-
MECHANICAL VENTILATION IN KITCHEN SHALL BE PROVIDED WHEREVER REQUIRED.

F.A.R. COVERED AREA CALCULATION FOR UNIT - 10

S.NO.	PARTICULARS						AREA (SQMT)
COVERED AREA							
1	7.180	X	7.710			=	55.356
2	0.810	X	0.700	X	5	=	2.835
3	0.750	X	1.500			=	1.125
UNIT F.A.R AREA = (A)						=	59.316
AREA SUBTRACTION							
H1	1.500	X	0.750			=	1.170
TOTAL (B)						=	1.170
TOTAL UNIT F.A.R AREA C = (A - B)						=	58.146

NON F.A.R AREA OF BALCONY							
Y1	1.500	X	1.400	X	5	=	3.920
Y2	2.016	X	1.500			=	3.016
Y3	2.000	X	1.500			=	4.500
Y4	3.100	X	1.400			=	8.680
Y5	1.400	X	1.500			=	2.100
						=	18.216
COVERAGE AREA FOR UNIT =F+G+H							
1	TOTAL UNIT F.A.R AREA (E)					=	58.146
2	NON FAR AREA OF UNIT (D)					=	18.216
TOTAL UNIT COVERAGE AREA						=	76.362

F.A.R. COVERED AREA CALCULATION FOR UNIT - 2

S.NO.	PARTICULARS						AREA (SQMT)
COVERED AREA							
1	6.225	X	5.275			=	32.829
2	0.800	X	2.100	X	2	=	3.360
UNIT F.A.R AREA = (A)						=	36.189
AREA SUBTRACTION							
H1	0.225	X	1.225			=	0.276
H2	0.350	X	0.900			=	0.315
TOTAL (B)						=	0.591
TOTAL UNIT F.A.R AREA C = (A - B)						=	35.598

NON F.A.R AREA OF BALCONY							
Y1	0.800	X	1.400	X	2	=	2.240
Y2	1.000	X	1.500			=	1.500
TOTAL BALCONY AREA = (D)						=	3.740
COVERAGE AREA FOR UNIT =F+G+H							
1	TOTAL UNIT F.A.R AREA (E)					=	35.598
2	NON FAR AREA OF UNIT (D)					=	3.740
TOTAL UNIT COVERAGE AREA						=	39.338

F.A.R. COVERED AREA CALCULATION FOR UNIT - 3

S.NO.	PARTICULARS						AREA (SQMT)
COVERED AREA							
1	3.675	X	7.710			=	28.340
2	0.800	X	2.100			=	1.680
UNIT F.A.R AREA = (A)						=	30.020
AREA SUBTRACTION							
H1	1.750	X	0.750			=	1.313
TOTAL (B)						=	1.313
TOTAL UNIT F.A.R AREA C = (A - B)						=	28.707

NON F.A.R AREA OF BALCONY							
Y1	0.800	X	1.400	X	2	=	2.240
Y2	1.000	X	1.500			=	1.500
TOTAL BALCONY AREA = (D)						=	3.740
COVERAGE AREA FOR UNIT =F+G+H							
1	TOTAL UNIT F.A.R AREA (E)					=	28.707
2	NON FAR AREA OF UNIT (D)					=	3.740
TOTAL UNIT COVERAGE AREA						=	32.447

F.A.R. COVERED AREA CALCULATION FOR UNIT - 4

S.NO.	PARTICULARS						AREA (SQMT)
COVERED AREA							
1	6.225	X	5.275			=	32.829
2	0.800	X	2.100	X	2	=	3.360
UNIT F.A.R AREA = (A)						=	36.189
AREA SUBTRACTION							
H1	0.225	X	1.225			=	0.276
H2	0.350	X	0.900			=	0.315
TOTAL (B)						=	0.591
TOTAL UNIT F.A.R AREA C = (A - B)						=	35.598

NON F.A.R AREA OF BALCONY							
Y1	0.800	X	1.400	X	2	=	2.240
Y2	1.000	X	1.500			=	1.500
TOTAL BALCONY AREA = (D)						=	3.740
COVERAGE AREA FOR UNIT =F+G+H							
1	TOTAL UNIT F.A.R AREA (E)					=	35.598
2	NON FAR AREA OF UNIT (D)					=	3.740
TOTAL UNIT COVERAGE AREA						=	39.338

F.A.R. COVERED AREA CALCULATION FOR UNIT - 5

S.NO.	PARTICULARS						AREA (SQMT)
COVERED AREA							
1	6.225	X	5.275			=	32.829
2	0.800	X	2.100	X	2	=	3.360
UNIT F.A.R AREA = (A)						=	36.189
AREA SUBTRACTION							
H1	0.425	X	1.225			=	0.521
H2	0.350	X	0.900			=	0.315
TOTAL (B)						=	0.836
TOTAL UNIT F.A.R AREA C = (A - B)						=	35.353

NON F.A.R AREA OF BALCONY							
Y1	0.800	X	1.400	X	2	=	2.240
Y2	1.000	X	1.500			=	1.500
TOTAL BALCONY AREA = (D)						=	3.740
COVERAGE AREA FOR UNIT =F+G+H							
1	TOTAL UNIT F.A.R AREA (E)					=	35.353
2	NON FAR AREA OF UNIT (D)					=	3.740
TOTAL UNIT COVERAGE AREA						=	39.093

F.A.R. COVERED AREA CALCULATION FOR UNIT - 6

S.NO.	PARTICULARS						AREA (SQMT)
COVERED AREA							
1	6.225	X	5.275			=	32.829
2	0.800	X	2.100	X	2	=	3.360
UNIT F.A.R AREA = (A)						=	36.189
AREA SUBTRACTION							
H1	0.425	X	1.225			=	0.521
H2	0.350	X	0.900			=	0.315
TOTAL (B)						=	0.836
TOTAL UNIT F.A.R AREA C = (A - B)						=	35.353

NON F.A.R AREA OF BALCONY							
Y1	0.800	X	1.400	X	2	=	2.240
Y2	1.000	X	1.500			=	1.500
TOTAL BALCONY AREA = (D)						=	3.740
COVERAGE AREA FOR UNIT =F+G+H							
1	TOTAL UNIT F.A.R AREA (E)					=	35.353
2	NON FAR AREA OF UNIT (D)					=	3.740
TOTAL UNIT COVERAGE AREA						=	39.093

F.A.R. COVERED AREA CALCULATION FOR CIRCULATION AREA

S.NO.	PARTICULARS						AREA (SQMT)
1	61.880	X	2.300			=	142.324
2	42.790	X	0.245			=	10.481
3	9.190	X	0.160			=	1.470
4	12.960	X	0.275			=	3.564
5	11.781	X	2.155			=	25.379
6	0.745	X	1.500			=	1.118
7	9.790	X	0.775			=	7.585
8	9.240	X	0.510	X	2	=	9.418
9	55.180	X	0.160			=	8.829
10	1.500	X	0.700	X	2	=	2.100
11	0.970	X	0.940	X	2	=	1.822
TOTAL AREA (A)						=	208.056
AREA SUBTRACTION							
H1	0.300	X	2.350			=	0.705
H2	0.970	X	0.165			=	0.160
H3	25.670	X	1.050			=	26.954
L1	2.750	X	0.330			=	0.908
L2	3.300	X	2.150	X	2	=	14.190
L3	8.200	X	1.110			=	9.102
L4	1.500	X	0.150			=	0.225
E1	0.930	X	1.475			=	1.372
F1	0.600	X	1.565			=	0.939
TOTAL (B)						=	54.556
TOTAL F.A.R AREA CORRIDOR C = (A - B)						=	153.500

CORRIDOR AREA CALCULATION TOWARDS 15% SERVICES AREA

S.NO.	PARTICULARS						AREA (SQMT)
FIRE TOWER AREA							
FS1	2.100	X	4.675			=	9.817
FS2	2.100	X	1.500			=	3.150
LIFT LOBBY							
LL1	3.650	X	7.100			=	25.915
LL2	1.500	X	2.100			=	3.150
ELECTRICAL SHAFT							
EL1	0.900	X	1.475			=	1.328
FFC SHAFT							
FF1	0.900	X	1.500			=	1.350
TOTAL CORRIDOR AREA 15% SERVICES AREA (A)						=	47.710
AREA SUBTRACTION							
H1	0.900	X	0.350			=	0.315
H2	1.100	X	0.300			=	0.330
TOTAL AREA (B)						=	0.645
TOTAL 15% SERVICES F.A.R AREA C=(A - B)						=	46.752

NON FAR AREA CALCULATION OF ARCHITECTURAL ELEMENTS

S.NO.	PARTICULARS						AREA (SQMT)
H1	0.300	X	0.350	X	48	=	5.312
TOTAL NON FAR AREA OF ARCHITECTURAL ELEMENTS						=	5.312

TOTAL F.A.R. AREA AT 1ST FLOOR

S.NO.	PARTICULARS				AREA (SQMT)
F.A.R AREA OF UNIT - 10	4	X	55.436	=	221.744
F.A.R AREA OF UNIT - 2	4	X	36.557	=	146.228
F.A.R AREA OF UNIT - 3	4	X	27.771	=	111.084
F.A.R AREA OF UNIT - 4	2	X	33.900	=	67.800
F.A.R AREA OF UNIT - 5	2	X	33.003	=	66.006
F.A.R AREA OF UNIT - 6	2	X	33.470	=	66.940
F.A.R AREA OF CIRCULATION	1	X	255.110	=	255.110
TOTAL F.A.R AREA				=	935.107

TOTAL NON F.A.R. AREA AT 1ST FLOOR

S.NO.	PARTICULARS				AREA (SQMT)
NON F.A.R AREA OF UNIT - 10	4	X	18.615	=	74.460
NON F.A.R AREA OF UNIT - 2	8	X	4.669	=	37.352
NON F.A.R AREA OF UNIT - 3	4	X	5.200	=	20.800
NON F.A.R AREA OF UNIT - 4	2	X	3.900	=	7.800
NON F.A.R AREA OF UNIT - 5	2	X	6.070	=	12.140
NON F.A.R AREA OF UNIT - 6	2	X	5.970	=	11.940
TOTAL NON F.A.R AREA				=	164.492

AREA LEGENDS:-

- F.A.R. AREA
- 15 % SERVICES AREA
- NON FAR AREA

OWNER SIGN

THREE C HOMES PVT. LTD.
Authorised Signatory

ARCHITECT SIGN

Vide Letter No. TS-07-2021-733/76 Date 11-12-2024
Valid Upto 04-12-2027

Manager (Arch.)
Dy. Manager (Plng. & Arch)
Director

OWNER

M/S THREE C HOMES PVT. LTD.

SUBMISSION DRAWING

KEY PLAN

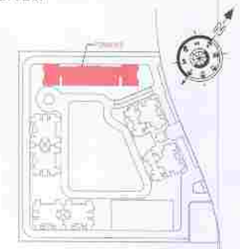

PROJECT

PROPOSED GROUP HOUSING AT PLOT NO. GH-01 IN PLOT NO. TS - 01, SECTOR 22-A, YAMUNA EXPRESSWAY, (U.P.) FOR M/S THREE C HOMES PVT. LTD.

DATE	PROJECT INCH.	CHECKED BY
09 - 11 -2024	BALRAJ SINGH	BIPIN CHAND
SCALE	DEALT BY	APPROVED BY
1:100	SHANKY GARG	VISHAL SHARMA

DRAWING TITLE

1ST FLOOR PLAN

TOWER-9

ARCHITECTS

Confluence
NEW DELHI , INDIA

F-1, FIRST FLOOR, MIRA CORPORATE SUITES, ISHWAR NAGAR, NEW DELHI 110065

Ph- +91-11-26925884 cce@inconfluence.com Member of IGBC
Ph- +91-11-40584768 www.inconfluence.com ISO - 9001 : 2000
architecture urban design hospitality interiors

DRAWING NO. S-26

REVISION

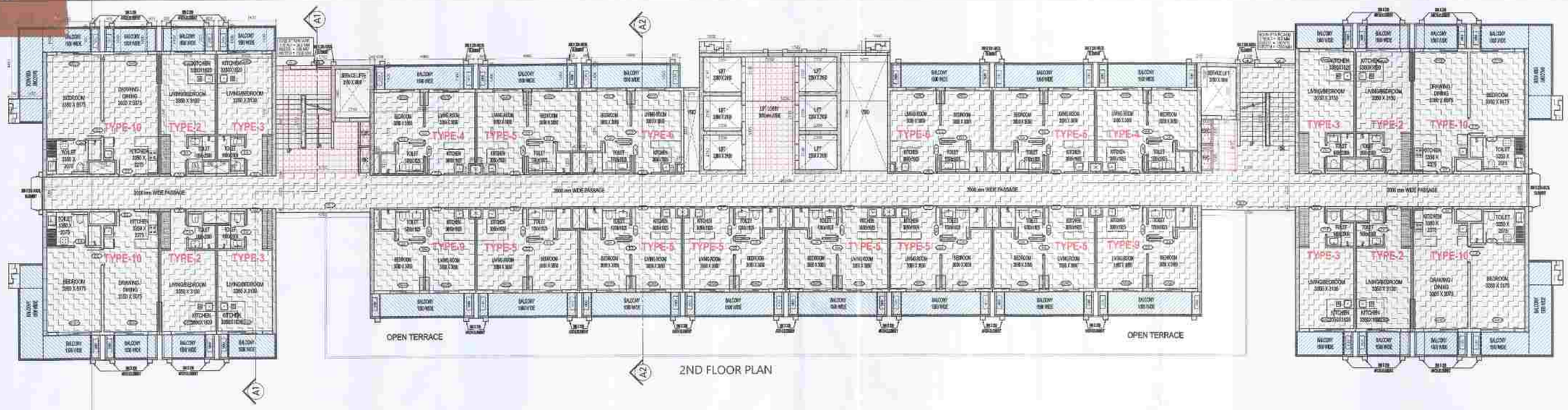

2ND FLOOR PLAN

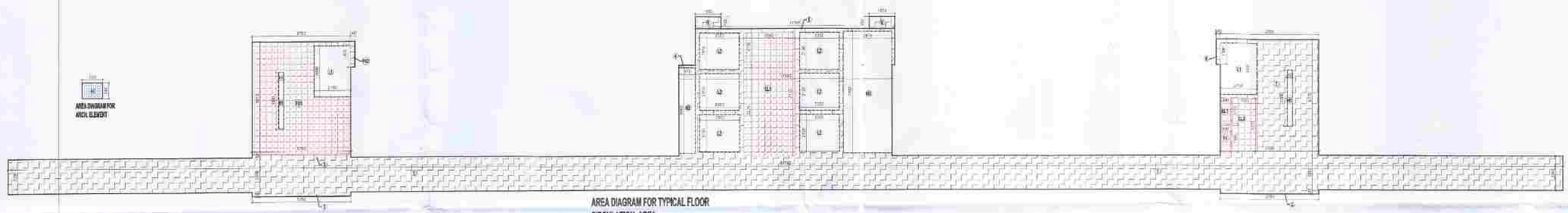

AREA DIAGRAM FOR TYPICAL FLOOR CIRCULATION AREA

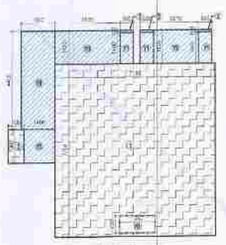

AREA DIAGRAM FOR UNIT TYPE - 10



AREA DIAGRAM FOR UNIT TYPE - 2

AREA DIAGRAM FOR UNIT TYPE - 3



AREA DIAGRAM FOR UNIT TYPE - 4

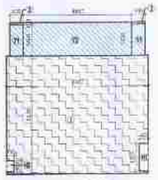

AREA DIAGRAM FOR UNIT TYPE - 5

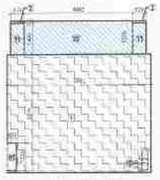

AREA DIAGRAM FOR UNIT TYPE - 6



AREA DIAGRAM FOR UNIT TYPE - 9

SCHEDULE FOR DOOR WINDOW OPENINGS (REFUGE)						
TAG	WIDTH	HEIGHT	CILL	LINTEL	LOCATION	REMARKS
GLASS DOORS/ DOORS						
D1	1050	2400	0	2400	UNIT MAIN DOOR	FLUSH DOOR
D2	1000	2250	0	2250	LIVING AREA	
D3	900	2250	0	2250	BEDROOM	
D4	800	2250	0	2250	TOILETS	
WINDOWS						
SW1	2275	2250	+0	2250	LIVING AREA	AL. GLAZED WINDOWS
SW2	2110	2250	+0	2250	LIVING AREA	
SW3	1825	2250	+0	2250	LIVING /BEDROOM	
GLAZING						
GL1	4600	2250	0	2250	LOBBY	
GL2	1550	1350	900	2250	STAIRCASE	
SERVICES/FIRE DOOR						
FD1	1150	2250	0	2250	STAIRCASE	FIRE TOWER

NOTE:-
MECHANICAL VENTILATION IN KITCHEN SHALL BE PROVIDED WHEREVER REQUIRED.

F.A.R. COVERED AREA CALCULATION FOR UNIT - 10

S.NO.	PARTICULARS						AREA (SQMT)
COVERED AREA							
1	7.785	X	7.275			=	56.635
2	0.150	X	0.150	X	2	=	0.045
3	0.700	X	1.350			=	0.945
UNIT FAR AREA = (A)						=	57.625
AREA SUBTRACTION							
H1	1.500	X	0.750			=	1.125
TOTAL (B)						=	1.125
TOTAL UNIT F.A.R AREA C = (A - B)						=	56.513

NON F.A.R AREA OF BALCONY							
V1	0.900	X	1.400	X	2	=	2.520
V2	3.275	X	0.900			=	2.947
V3	2.325	X	1.800			=	4.185
V4	1.100	X	0.400			=	0.440
V5	1.400	X	1.600			=	2.240
TOTAL UNIT F.A.R AREA (C)						=	12.332
COVERAGE AREA FOR UNIT = F + G + H							
1	TOTAL UNIT F.A.R AREA (C)					=	56.513
2	NON FAR AREA OF UNIT (E)					=	18.315
TOTAL UNIT COVERAGE AREA						=	74.828

F.A.R. COVERED AREA CALCULATION FOR UNIT - 4

S.NO.	PARTICULARS						AREA (SQMT)
COVERED AREA							
1	6.522	X	3.275			=	34.363
2	0.600	X	0.400	X	2	=	0.480
UNIT FAR AREA = (A)						=	34.843
AREA SUBTRACTION							
H1	0.525	X	1.275			=	0.669
H2	0.350	X	0.900			=	0.315
TOTAL (B)						=	0.983
TOTAL UNIT F.A.R AREA C = (A - B)						=	33.860

NON F.A.R AREA OF BALCONY							
V1	0.900	X	1.400	X	2	=	1.680
V2	4.150	X	1.750			=	7.263
TOTAL BALCONY AREA = (D)						=	8.943
COVERAGE AREA FOR UNIT = F + G + H							
1	TOTAL UNIT F.A.R AREA (C)					=	33.860
2	NON FAR AREA OF UNIT (D)					=	8.943
TOTAL UNIT COVERAGE AREA						=	42.803

F.A.R. COVERED AREA CALCULATION FOR UNIT - 2

S.NO.	PARTICULARS						AREA (SQMT)
COVERED AREA							
1	5.850	X	3.775			=	22.084
2	0.600	X	0.400	X	2	=	0.480
UNIT FAR AREA = (A)						=	22.564
AREA SUBTRACTION							
H1	0.750	X	0.750			=	0.563
TOTAL (B)						=	0.563
TOTAL UNIT F.A.R AREA C = (A - B)						=	22.000

NON F.A.R AREA OF BALCONY							
V1	0.600	X	1.400	X	2	=	1.680
V2	4.850	X	1.500			=	7.275
TOTAL BALCONY AREA = (D)						=	8.955
COVERAGE AREA FOR UNIT = F + G + H							
1	TOTAL UNIT F.A.R AREA (C)					=	22.000
2	NON FAR AREA OF UNIT (D)					=	8.955
TOTAL UNIT COVERAGE AREA						=	30.955

F.A.R. COVERED AREA CALCULATION FOR UNIT - 3

S.NO.	PARTICULARS						AREA (SQMT)
COVERED AREA							
1	5.670	X	3.775			=	21.404
2	0.600	X	0.900			=	0.540
UNIT FAR AREA = (A)						=	21.944
AREA SUBTRACTION							
H1	0.675	X	1.350			=	0.911
TOTAL (B)						=	0.911
TOTAL UNIT F.A.R AREA C = (A - B)						=	21.033

NON F.A.R AREA OF BALCONY							
V1	1.800	X	1.400			=	2.520
V2	2.525	X	1.750			=	4.419
TOTAL BALCONY AREA = (D)						=	6.939
COVERAGE AREA FOR UNIT = F + G + H							
1	TOTAL UNIT F.A.R AREA (C)					=	21.033
2	NON FAR AREA OF UNIT (D)					=	6.939
TOTAL UNIT COVERAGE AREA						=	27.972

F.A.R. COVERED AREA CALCULATION FOR UNIT - 5

S.NO.	PARTICULARS						AREA (SQMT)
COVERED AREA							
1	5.362	X	3.275			=	17.562
2	0.600	X	0.400	X	2	=	0.480
UNIT FAR AREA = (A)						=	18.042
AREA SUBTRACTION							
H1	0.425	X	1.275			=	0.542
H2	0.225	X	0.900			=	0.203
TOTAL (B)						=	0.745
TOTAL UNIT F.A.R AREA C = (A - B)						=	17.297

NON F.A.R AREA OF BALCONY							
V1	0.400	X	1.400	X	2	=	1.120
V2	4.850	X	1.750			=	8.488
TOTAL BALCONY AREA = (D)						=	9.608
COVERAGE AREA FOR UNIT = F + G + H							
1	TOTAL UNIT F.A.R AREA (C)					=	17.297
2	NON FAR AREA OF UNIT (D)					=	9.608
TOTAL UNIT COVERAGE AREA						=	26.905

F.A.R. COVERED AREA CALCULATION FOR UNIT - 6

S.NO.	PARTICULARS						AREA (SQMT)
COVERED AREA							
1	6.140	X	3.275			=	20.108
2	0.600	X	0.900	X	2	=	1.080
UNIT FAR AREA = (A)						=	21.188
AREA SUBTRACTION							
H1	0.425	X	1.275			=	0.542
H2	0.225	X	0.900			=	0.203
TOTAL (B)						=	0.745
TOTAL UNIT F.A.R AREA C = (A - B)						=	20.443

NON F.A.R AREA OF BALCONY							
V1	0.400	X	1.400	X	2	=	1.120
V2	4.850	X	1.750			=	8.488
TOTAL BALCONY AREA = (D)						=	9.608
COVERAGE AREA FOR UNIT = F + G + H							
1	TOTAL UNIT F.A.R AREA (C)					=	20.443
2	NON FAR AREA OF UNIT (D)					=	9.608
TOTAL UNIT COVERAGE AREA						=	30.051

F.A.R. COVERED AREA CALCULATION FOR UNIT - 9

S.NO.	PARTICULARS						AREA (SQMT)
COVERED AREA							
1	5.600	X	3.275			=	18.340
2	0.600	X	0.400	X	2	=	0.480
UNIT FAR AREA = (A)						=	18.820
AREA SUBTRACTION							
H1	0.325	X	1.275			=	0.414
H2	0.300	X	0.900			=	0.270
TOTAL (B)						=	0.684
TOTAL UNIT F.A.R AREA C = (A - B)						=	18.136

NON F.A.R AREA OF BALCONY							
V1	0.400	X	1.400	X	2	=	1.120
V2	4.850	X	1.750			=	8.488
TOTAL BALCONY AREA = (D)						=	9.608
COVERAGE AREA FOR UNIT = F + G + H							
1	TOTAL UNIT F.A.R AREA (C)					=	18.136
2	NON FAR AREA OF UNIT (D)					=	9.608
TOTAL UNIT COVERAGE AREA						=	27.744

NON F.A.R. AREA CALCULATION OF ARCHITECTURAL ELEMENTS							
S.NO.	PARTICULARS						AREA (SQMT)
A1	0.609	X	0.810	X	9	=	4.446
TOTAL NON FAR AREA OF ARCHITECTURAL ELEMENTS						=	4.446

F.A.R. COVERED AREA CALCULATION FOR CIRCULATION AREA

S.NO.	PARTICULARS						AREA (SQMT)
1	91.520	X	2.000			=	183.040
2	5.742	X	0.240	X	2	=	2.755
3	5.742	X	0.160			=	0.919
4	13.540	X	6.275			=	84.954
5	11.145	X	2.135			=	23.676
6	5.242	X	1.500			=	7.863
7	5.742	X	6.775			=	38.927
8	1.530	X	0.700	X	2	=	2.142
TOTAL AREA (A)						=	344.722
AREA SUBTRACTION							
H1	0.375	X	3.300			=	0.990
H2	0.675	X	6.300			=	4.851
H3	2.875	X	7.500			=	20.344
L1	2.742	X	3.000			=	8.451
L2	2.742	X	2.930	X	2	=	32.115
L3	3.642	X	7.170			=	26.108
L4	1.530	X	3.135			=	4.797
E1	0.850	X	1.470			=	0.882
F1	0.800	X	1.905			=	0.838
TOTAL (B)						=	91.458
TOTAL F.A.R AREA CORRIDOR C = (A - B)						=	253.264

CORRIDOR AREA CALCULATION TOWARDS 15% SERVICES AREA

S.NO.	PARTICULARS						AREA (SQMT)
FIRE TOWER AREA							
FT1	5.700	X	6.375			=	36.337
FT2	0.240	X	1.500			=	0.360
LIFT LOBBY							
LL1	3.600	X	7.170			=	25.812
LL2	1.530	X	3.135			=	4.797
ELECTRICAL SHAFT							
EL1	0.600	X	1.470			=	0.882
FIRE SHAFT							
F1	0.600	X	1.905			=	0.838
TOTAL CORRIDOR AREA 15% SERVICES AREA (A)						=	67.147
AREA SUBTRACTION							
H1	0.700	X	3.300			=	0.990
L1	2.142	X	3.300			=	7.069
TOTAL AREA (B)						=	8.440
TOTAL 15% SERVICES F.A.R AREA C = (A - B)						=	58.707

TOTAL F.A.R. AREA AT 2ND FLOOR

S.NO.	PARTICULARS				AREA (SQMT)
F.A.R AREA OF UNIT - 10	4	X	56.513	=	226.052
F.A.R AREA OF UNIT - 2	4	X	25.597	=	102.388
F.A.R AREA OF UNIT - 3	4	X	27.771	=	111.083
F.A.R AREA OF UNIT - 4	2	X	33.860	=	67.720
F.A.R AREA OF UNIT - 5	8	X	33.038	=	264.303
F.A.R AREA OF UNIT - 6	2	X	33.470	=	66.940
F.A.R AREA OF UNIT - 9	2	X	33.853	=	67.706
F.A.R AREA OF CIRCULATION	1	X	253.267	=	253.267
TOTAL F.A.R AREA				=	1134.211

TOTAL NON F.A.R. AREA AT 2ND FLOOR

S.NO.	PARTICULARS				AREA (SQMT)
NON F.A.R AREA OF UNIT - 10	4	X	18.315	=	73.260
NON F.A.R AREA OF UNIT - 3	4	X	4.605	=	18.420
NON F.A.R AREA OF UNIT - 5	4	X	5.220	=	20.880
NON F.A.R AREA OF UNIT - 4	2	X	8.910	=	17.820
NON F.A.R AREA OF UNIT - 5	8	X	8.975	=	71.800
NON F.A.R AREA OF UNIT - 6	2	X	8.910	=	17.820
NON F.A.R AREA OF UNIT - 9	2	X	9.435	=	18.870
TOTAL NON F.A.R AREA				=	240.870

AREA LEGENDS:-
- F.A.R. AREA
- 15 % SERVICES AREA
- NON FAR AREA

OWNER SIGN | ARCHITECT SIGN

THREE C HOMES PVT. LTD.
Authorised Signatory

Yamuna Expressway Industrial Development Authority
APPROVED
Vide Letter No. TS/PLAN/ 293/24 Date 11-12-24
Valid upto Date 5 Years - 5-12-29
Gen. Manager (Plng. & Arch)

NOTE:- 13TH FLOOR IS OMITTED AND MARKED AS 12TH (A) FLOOR

OWNER

M/S THREE C HOMES PVT. LTD.

SUBMISSION DRAWING

KEY PLAN

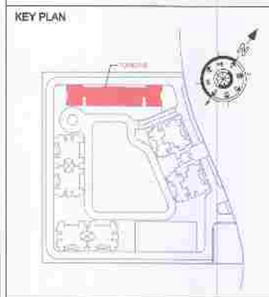

PROJECT

PROPOSED GROUP HOUSING AT PLOT NO. GH-01 IN PLOT NO. TS - 01, SECTOR 22-A, YAMUNA EXPRESSWAY, (U.P.) FOR M/S THREE C HOMES PVT. LTD.

DATE	PROJECT INCH.	CHECKED BY
09 - 11 -2024	BALRAJ SINGH	BIPIN CHAND
SCALE	DEALT BY	APPROVED BY
1:100	SHANKY GARG	VISHAL SHARMA

DRAWING TITLE

2ND FLOOR PLAN

TOWER-9

ARCHITECTS

Confluence
NEW DELHI , INDIA
F-1, FIRST FLOOR, MIRA CORPORATE SUITES, ISHWAR NAGAR, NEW DELHI 110065
Ph- +91-11-26925684 con@inconfluence.com Member of IGBC
Ph- +91-11-40564766 www.inconfluence.com ISO - 9001 : 2000
architecture urban design hospitality interiors

DRAWING NO. S-26A | REVISION

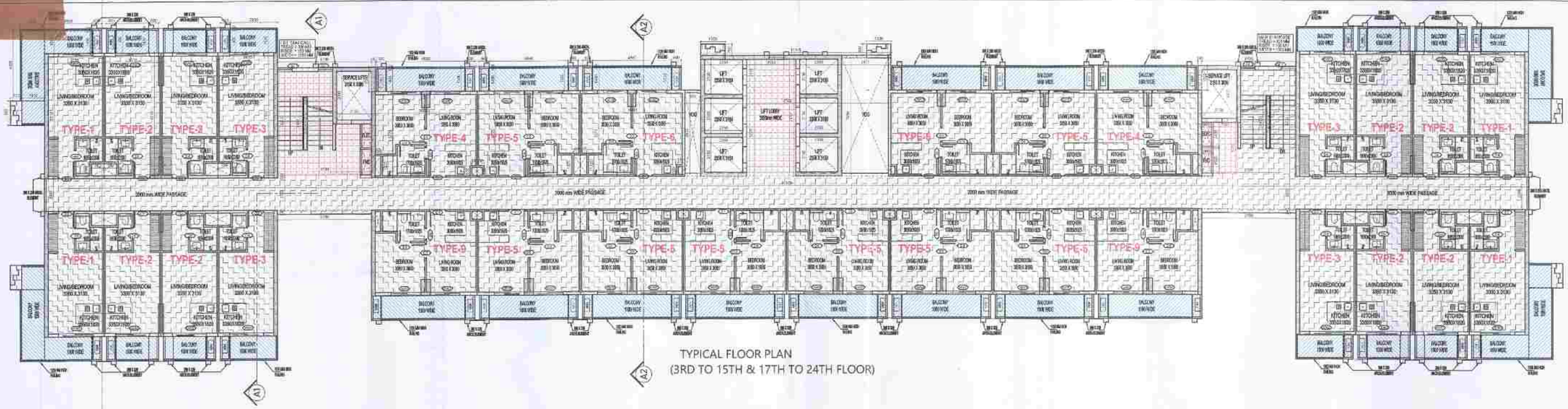

TYPICAL FLOOR PLAN
(3RD TO 15TH & 17TH TO 24TH FLOOR)

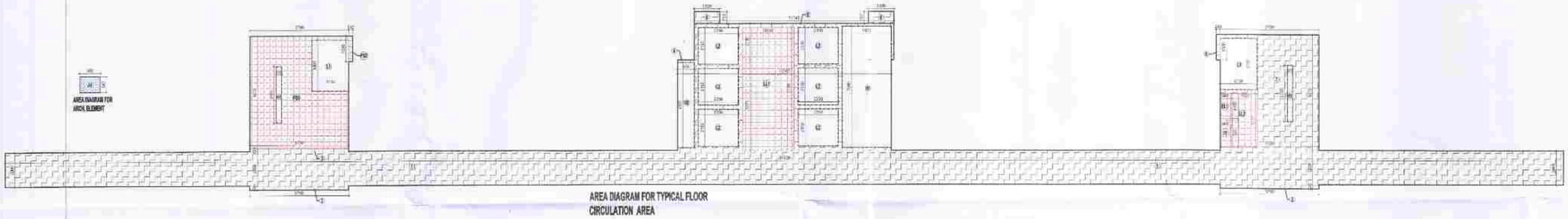

AREA DIAGRAM FOR TYPICAL FLOOR
CIRCULATION AREA

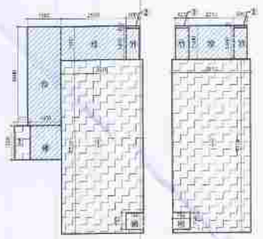

AREA DIAGRAM FOR UNIT TYPE - 1

AREA DIAGRAM FOR UNIT TYPE - 2



AREA DIAGRAM FOR UNIT TYPE - 3

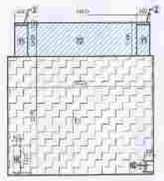

AREA DIAGRAM FOR UNIT TYPE - 4



AREA DIAGRAM FOR UNIT TYPE - 5



AREA DIAGRAM FOR UNIT TYPE - 6

AREA DIAGRAM FOR UNIT TYPE - 9

SCHEDULE FOR DOOR WINDOW OPENINGS (REFUGE)						
TAG	WIDTH	HEIGHT	CILL	LINTEL	LOCATION	REMARKS
GLASS DOORS/ DOORS						
D1	1050	2400	0	2400	UNIT MAIN DOOR	FLUSH DOOR
D2	1000	2250	0	2250	LIVING AREA	
D3	900	2250	0	2250	BEDROOM	
D4	800	2250	0	2250	TOILETS	
WINDOWS						
SW1	2275	2250	+0	2250	LIVING AREA	AL. GLAZED WINDOWS
SW2	2110	2250	+0	2250	LIVING AREA	
SW3	1825	2250	+0	2250	LIVING /BEDROOM	
GLAZING						
GL1	4600	2250	0	2250	LOBBY	
GL2	1550	1350	900	2250	STAIRCASE	
SERVICES/FIRE DOOR						
FD1	1100	2250	0	2250	STAIRCASE	FIRE TOWER

NOTE:-
MECHANICAL VENTILATION IN KITCHEN SHALL BE PROVIDED WHEREVER REQUIRED.

F.A.R. COVERED AREA CALCULATION FOR UNIT - 1								
S.NO.	PARTICULARS							AREA (SQMT)
COVERED AREA								
1	3.670	X	7.710				=	28.290
2	0.968	X	0.100				=	0.096
3	0.700	X	1.000				=	1.000
UNIT FAR AREA = (A)							=	29.386
AREA SUBTRACTION								
W1	0.788	X	0.750				=	0.585
TOTAL (B)							=	0.585
TOTAL UNIT F.A.R AREA C = (A - B)							=	28.801

NON F.A.R AREA OF BALCONY								
V1	0.200	X	1.400				=	0.840
V2	2.800	X	1.500				=	4.200
V3	1.500	X	0.400				=	0.600
V4	1.400	X	1.500				=	2.100
							=	13.920
COVERAGE AREA FOR UNIT => F + G + H								
1	TOTAL UNIT F.A.R AREA (C)						=	28.801
2	NON FAR AREA OF UNIT (D)						=	13.920
TOTAL UNIT COVERAGE AREA							=	42.721

F.A.R. COVERED AREA CALCULATION FOR UNIT - 2								
S.NO.	PARTICULARS							AREA (SQMT)
COVERED AREA								
1	3.670	X	7.710				=	27.993
2	0.100	X	0.100	X	2		=	0.020
UNIT FAR AREA = (A)							=	27.192
AREA SUBTRACTION								
W1	0.750	X	1.250				=	0.938
TOTAL (B)							=	0.938
TOTAL UNIT F.A.R AREA C = (A - B)							=	26.257

NON F.A.R AREA OF BALCONY								
V1	0.600	X	1.400	X	2		=	1.680
V2	2.210	X	1.100				=	2.431
TOTAL BALCONY AREA = (D)							=	4.095
COVERAGE AREA FOR UNIT => F + G + H								
1	TOTAL UNIT F.A.R AREA (C)						=	26.257
2	NON FAR AREA OF UNIT (D)						=	4.095
TOTAL UNIT COVERAGE AREA							=	31.292

F.A.R. COVERED AREA CALCULATION FOR UNIT - 3								
S.NO.	PARTICULARS							AREA (SQMT)
COVERED AREA								
1	3.670	X	7.710				=	28.296
2	0.900	X	0.100				=	0.090
UNIT FAR AREA = (A)							=	28.386
AREA SUBTRACTION								
W1	0.100	X	0.900				=	0.090
TOTAL (B)							=	0.090
TOTAL UNIT F.A.R AREA C = (A - B)							=	27.771

NON F.A.R AREA OF BALCONY								
V1	0.900	X	1.400				=	1.260
V2	2.800	X	1.500				=	4.200
TOTAL BALCONY AREA = (D)							=	5.460
COVERAGE AREA FOR UNIT => F + G + H								
1	TOTAL UNIT F.A.R AREA (C)						=	27.771
2	NON FAR AREA OF UNIT (D)						=	5.460
TOTAL UNIT COVERAGE AREA							=	33.231

NON F.A.R. AREA CALCULATION OF ARCHITECTURAL ELEMENTS								
S.NO.	PARTICULARS							AREA (SQMT)
A1	0.300	X	0.300	X	64		=	5.760
TOTAL NON FAR AREA OF ARCHITECTURAL ELEMENTS							=	5.760

F.A.R. COVERED AREA CALCULATION FOR UNIT - 4								
S.NO.	PARTICULARS							AREA (SQMT)
COVERED AREA								
1	3.670	X	9.375				=	34.403
2	0.900	X	0.100	X	2		=	0.180
UNIT FAR AREA = (A)							=	34.583
AREA SUBTRACTION								
W1	0.375	X	1.250				=	0.469
W2	0.300	X	0.800				=	0.240
TOTAL (B)							=	0.709
TOTAL UNIT F.A.R AREA C = (A - B)							=	33.874

NON F.A.R AREA OF BALCONY								
V1	0.900	X	1.400	X	2		=	2.520
V2	4.900	X	1.500				=	7.350
TOTAL BALCONY AREA = (D)							=	9.870
COVERAGE AREA FOR UNIT => F + G + H								
1	TOTAL UNIT F.A.R AREA (C)						=	33.874
2	NON FAR AREA OF UNIT (D)						=	9.870
TOTAL UNIT COVERAGE AREA							=	43.744

F.A.R. COVERED AREA CALCULATION FOR UNIT - 5								
S.NO.	PARTICULARS							AREA (SQMT)
COVERED AREA								
1	3.300	X	9.375				=	33.549
2	0.900	X	0.100	X	2		=	0.180
UNIT FAR AREA = (A)							=	33.729
AREA SUBTRACTION								
W1	0.475	X	1.250				=	0.594
W2	0.800	X	0.800				=	0.640
TOTAL (B)							=	1.234
TOTAL UNIT F.A.R AREA C = (A - B)							=	32.495

NON F.A.R AREA OF BALCONY								
V1	0.900	X	1.400	X	2		=	2.520
V2	4.900	X	1.500				=	7.350
TOTAL BALCONY AREA = (D)							=	9.870
COVERAGE AREA FOR UNIT => F + G + H								
1	TOTAL UNIT F.A.R AREA (C)						=	33.495
2	NON FAR AREA OF UNIT (D)						=	9.870
TOTAL UNIT COVERAGE AREA							=	43.365

F.A.R. COVERED AREA CALCULATION FOR UNIT - 6								
S.NO.	PARTICULARS							AREA (SQMT)
COVERED AREA								
1	3.440	X	9.375				=	32.571
2	0.900	X	0.100	X	2		=	0.180
UNIT FAR AREA = (A)							=	32.751
AREA SUBTRACTION								
W1	0.475	X	1.250				=	0.594
W2	0.800	X	0.800				=	0.640
TOTAL (B)							=	1.234
TOTAL UNIT F.A.R AREA C = (A - B)							=	31.517

NON F.A.R AREA OF BALCONY								
V1	0.900	X	1.400	X	2		=	2.520
V2	4.900	X	1.500				=	7.350
TOTAL BALCONY AREA = (D)							=	9.870
COVERAGE AREA FOR UNIT => F + G + H								
1	TOTAL UNIT F.A.R AREA (C)						=	31.517
2	NON FAR AREA OF UNIT (D)						=	9.870
TOTAL UNIT COVERAGE AREA							=	41.387

F.A.R. COVERED AREA CALCULATION FOR UNIT - 9								
S.NO.	PARTICULARS							AREA (SQMT)
COVERED AREA								
1	3.520	X	9.375				=	34.200
2	0.900	X	0.100	X	2		=	0.180
UNIT FAR AREA = (A)							=	34.380
AREA SUBTRACTION								
W1	0.325	X	1.250				=	0.406
W2	0.700	X	0.800				=	0.560
TOTAL (B)							=	0.966
TOTAL UNIT F.A.R AREA C = (A - B)							=	33.414

NON F.A.R AREA OF BALCONY								
V1	0.900	X	1.400	X	2		=	2.520
V2	4.900	X	1.500				=	7.350
TOTAL BALCONY AREA = (D)							=	9.870
COVERAGE AREA FOR UNIT => F + G + H								
1	TOTAL UNIT F.A.R AREA (C)						=	33.414
2	NON FAR AREA OF UNIT (D)						=	9.870
TOTAL UNIT COVERAGE AREA							=	43.284

F.A.R. COVERED AREA CALCULATION FOR CIRCULATION AREA								
S.NO.	PARTICULARS							AREA (SQMT)
1	84.500	X	2.000				=	169.000
2	5.790	X	0.240	X	2		=	2.779
3	5.790	X	0.160				=	0.926
4	12.560	X	8.275				=	99.354
5	11.745	X	7.135				=	25.078
6	0.245	X	1.500				=	0.368
7	5.790	X	6.775				=	39.227
8	1.100	X	0.700	X	2		=	2.156
TOTAL AREA (A)							=	310.722
AREA SUBTRACTION								
H1	0.100	X	3.000				=	0.300
H2	0.875	X	4.900				=	4.288
H3	2.875	X	7.000				=	20.384
L1	2.750	X	3.300				=	9.075
L2	2.350	X	2.100	X	6		=	30.210
L3	3.250	X	7.170				=	21.668
LL2	1.530	X	3.135				=	4.797
EL1	0.800	X	1.470				=	0.882
F1	0.800	X	1.365				=	0.936
TOTAL (B)							=	91.496
TOTAL F.A.R AREA CORRIDOR C = (A - B)							=	219.227

CORRIDOR AREA CALCULATION TOWARDS 15% SERVICES AREA								
S.NO.	PARTICULARS							AREA (SQMT)
FIRE TOWER AREA								
FT1	5.700	X	6.615				=	38.381
FT2	0.240	X	1.500				=	0.360
LIFT LOBBY								
LL1	3.030	X	7.170				=	21.728
LL2	1.530	X	3.135				=	4.797
ELECTRICAL SHAFT								
EL1	0.800	X	1.470				=	0.882
FHC SHAFT								
F1	0.800	X	1.365				=	0.936
TOTAL CORRIDOR AREA 15% SERVICES AREA (A)							=	67.147
AREA SUBTRACTION								
H1	0.530	X	3.300				=	0.990
L1	2.150	X	3.000				=	6.450
TOTAL AREA (B)							=	7.440
TOTAL 15% SERVICES F.A.R AREA C = (A - B)							=	59.707

TOTAL F.A.R. AREA AT TYPICAL FLOOR					
S.NO.	PARTICULARS				AREA (SQMT)
F.A.R AREA OF UNIT - 1	4	X	28.821	=	115.283
F.A.R AREA OF UNIT - 2	6	X	28.587	=	171.522
F.A.R AREA OF UNIT - 3	4	X	27.771	=	111.083
F.A.R AREA OF UNIT - 4	2	X	33.950	=	67.900
F.A.R AREA OF UNIT - 5	8	X	33.006	=	264.053
F.A.R AREA OF UNIT - 6	2	X	33.470	=	66.940
F.A.R AREA OF UNIT - 9	2	X	33.570	=	67.000
F.A.R AREA OF CIRCULATION	1	X	219.227	=	219.227
TOTAL F.A.R AREA				=	1124.011

TOTAL NON F.A.R. AREA AT TYPICAL FLOOR					
S.NO.	PARTICULARS				AREA (SQMT)
NON F.A.R AREA OF UNIT - 1	4	X	13.898	=	55.590
NON F.A.R AREA OF UNIT - 2	8	X	4.095	=	32.760
NON F.A.R AREA OF UNIT - 3	4	X	5.220	=	20.880
NON F.A.R AREA OF UNIT - 4	2	X	8.970	=	17.940
NON F.A.R AREA OF UNIT - 5	8	X	8.970	=	71.760
NON F.A.R AREA OF UNIT - 6	2	X	8.970	=	17.940
NON F.A.R AREA OF UNIT - 9	2	X	8.430	=	16.860
TOTAL NON F.A.R AREA				=	240.690

AREA LEGENDS:-
- F.A.R. AREA
- 15 % SERVICES AREA
- NON FAR AREA

OWNER SIGN | ARCHITECT SIGN

THREE C HOMES PVT. LTD.
Authorised Signatory

Yamuna Expressway Industrial Development Authority
APPROVED
Vide Letter No. YEA/PLN/2021/31 Date 11-11-24
Valid Upto Date 5 Years
Manager (Arch) | Dy. Manager (Plng. & Arch)
Dy. Chief Town Planner

NOTE:- 13TH FLOOR IS OMITTED AND MARKED AS 12TH (A) FLOOR

OWNER
M/S THREE C HOMES PVT. LTD.

SUBMISSION DRAWING

KEY PLAN

PROJECT
PROPOSED GROUP HOUSING AT PLOT NO. GH-01 IN PLOT NO. TS - 01, SECTOR 22-A, YAMUNA EXPRESSWAY, (U.P.) FOR M/S THREE C HOMES PVT. LTD.

DATE	PROJECT INCH.	CHECKED BY
09 - 11 -2024	BALRAJ SINGH	BIPIN CHAND
SCALE	DEALT BY	APPROVED BY
1:100	SHANKY GARG	VISHAL SHARMA

DRAWING TITLE
TYPICAL FLOOR PLAN (3RD TO 15TH & 17TH TO 24TH)

TOWER-9

ARCHITECTS
Confluence
NEW DELHI , INDIA
F-1, FIRST FLOOR, MIRA CORPORATE SUITES, ISHWAR NAGAR, NEW DELHI 110065
Ph- +91-11-26925684 cce@inconfluence.com Member of IGBC
Ph- +91-11-40844768 www.inconfluence.com IGG - 9001 : 2000
architecture urban design hospitality interiors

DRAWING NO.	REVISION
S-27	

16TH & 25TH FLOOR PLAN
(REFUGE FLOOR)

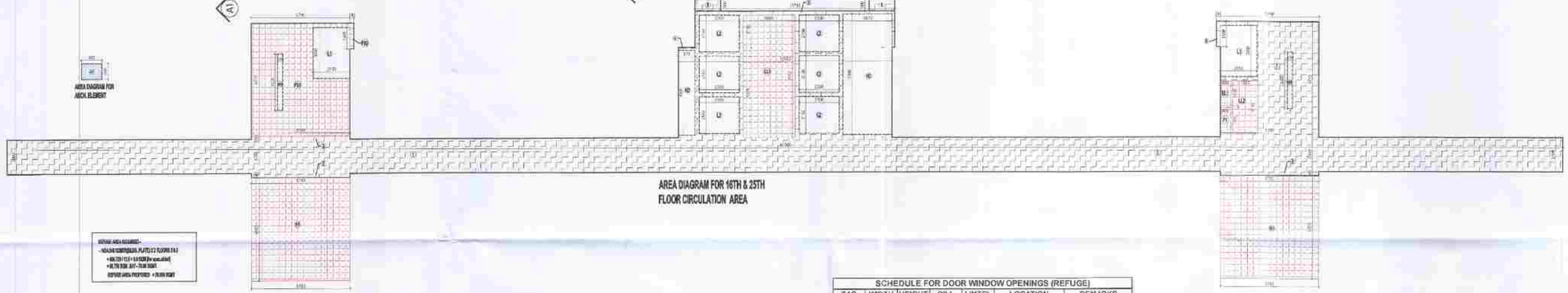

AREA DIAGRAM FOR AHCIL ELEMENT

AREA DIAGRAM FOR 16TH & 25TH FLOOR CIRCULATION AREA

SCHEDULE FOR DOOR WINDOW OPENINGS (REFUGE)						
TAG	WIDTH	HEIGHT	CILL	LINTEL	LOCATION	REMARKS
GLASS DOORS/ DOORS						
D1	1050	2400	0	2400	UNIT MAIN DOOR	FLUSH DOOR
D2	1000	2250	0	2250	LIVING AREA	
D3	900	2250	0	2250	BEDROOM	
D4	800	2250	0	2250	TOILETS	
WINDOWS						
SW1	2275	2250	+0	2250	LIVING AREA	AL. GLAZED WINDOWS
SW2	2110	2250	+0	2250	LIVING AREA	
SW3	1825	2250	+0	2250	LIVING /BEDROOM	
GLAZING						
GL1	4000	2250	0	2250	LOBBY	
GL2	1350	1350	900	2250	STAIRCASE	
SERVICES/FIRE DOOR						
FD1	1150	2250	0	2250	STAIRCASE	FIRE TOWER

NOTE:-
MECHANICAL VENTILATION IN KITCHEN SHALL BE PROVIDED WHEREVER REQUIRED.

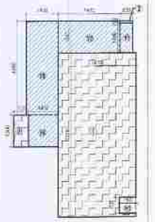

AREA DIAGRAM FOR UNIT TYPE - 1

AREA DIAGRAM FOR UNIT TYPE - 2



AREA DIAGRAM FOR UNIT TYPE - 3



AREA DIAGRAM FOR UNIT TYPE - 4



AREA DIAGRAM FOR UNIT TYPE - 5



AREA DIAGRAM FOR UNIT TYPE - 6

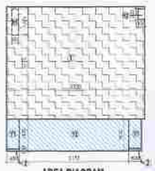

AREA DIAGRAM FOR UNIT TYPE - 9

F.A.R. COVERED AREA CALCULATION FOR UNIT - 1

S.NO.	PARTICULARS						AREA (SQMT)
COVERED AREA							
1	3.675	X	7.710			=	28.338
2	3.600	X	5.100			=	0.000
3	0.230	X	1.500			=	1.050
UNIT F.A.R AREA = (A)						=	29.400
AREA SUBTRACTION							
H1	0.750	X	0.750			=	0.563
TOTAL (B)						=	0.563
TOTAL UNIT F.A.R AREA C= (A - B)						=	28.837

NON F.A.R AREA OF BALCONY

S.NO.	PARTICULARS						AREA (SQMT)
Y1	0.600	X	1.400			=	0.840
Y2	2.000	X	2.500			=	5.000
Y3	1.100	X	4.000			=	4.400
Y4	1.400	X	1.500			=	2.100
TOTAL (D)						=	13.340
COVERAGE AREA FOR UNIT = F + G + H							
1	TOTAL UNIT F.A.R AREA (C)					=	28.837
2	NON FAR AREA OF UNIT (D)					=	13.340
TOTAL UNIT COVERAGE AREA						=	42.177

F.A.R. COVERED AREA CALCULATION FOR UNIT - 2

S.NO.	PARTICULARS						AREA (SQMT)
COVERED AREA							
1	3.510	X	7.110			=	24.962
2	0.600	X	1.100	X	2	=	1.320
UNIT F.A.R AREA = (A)						=	27.162
AREA SUBTRACTION							
H1	0.750	X	0.750			=	0.563
TOTAL (B)						=	0.563
TOTAL UNIT F.A.R AREA C= (A - B)						=	26.597

NON F.A.R AREA OF BALCONY

S.NO.	PARTICULARS						AREA (SQMT)
Y1	0.600	X	1.400	X	2	=	1.680
Y2	3.015	X	1.000			=	3.015
TOTAL BALCONY AREA = (D)						=	4.695
COVERAGE AREA FOR UNIT = F + G + H							
1	TOTAL UNIT F.A.R AREA (C)					=	26.597
2	NON FAR AREA OF UNIT (D)					=	4.695
TOTAL UNIT COVERAGE AREA						=	31.292

F.A.R. COVERED AREA CALCULATION FOR UNIT - 3

S.NO.	PARTICULARS						AREA (SQMT)
COVERED AREA							
1	3.675	X	7.710			=	28.338
2	0.600	X	0.900			=	0.540
UNIT F.A.R AREA = (A)						=	28.878
AREA SUBTRACTION							
H1	0.750	X	0.750			=	0.563
TOTAL (B)						=	0.563
TOTAL UNIT F.A.R AREA C= (A - B)						=	27.771

NON F.A.R AREA OF BALCONY

S.NO.	PARTICULARS						AREA (SQMT)
Y1	0.900	X	1.400			=	1.260
Y2	2.400	X	1.500			=	3.600
TOTAL BALCONY AREA = (D)						=	4.860
COVERAGE AREA FOR UNIT = F + G + H							
1	TOTAL UNIT F.A.R AREA (C)					=	27.771
2	NON FAR AREA OF UNIT (D)					=	4.860
TOTAL UNIT COVERAGE AREA						=	32.631

NON F.A.R AREA CALCULATION OF ARCHITECTURAL ELEMENTS

S.NO.	PARTICULARS						AREA (SQMT)
H1	0.300	X	0.300	X	64	=	5.616
TOTAL NON FAR AREA OF ARCHITECTURAL ELEMENTS						=	5.616

F.A.R. COVERED AREA CALCULATION FOR UNIT - 4

S.NO.	PARTICULARS						AREA (SQMT)
COVERED AREA							
1	3.825	X	5.275			=	20.167
2	0.600	X	0.900	X	3	=	1.620
UNIT F.A.R AREA = (A)						=	34.013
AREA SUBTRACTION							
H1	0.825	X	1.225			=	0.996
H2	0.300	X	0.600			=	0.180
TOTAL (B)						=	0.563
TOTAL UNIT F.A.R AREA C= (A - B)						=	33.450

NON F.A.R AREA OF BALCONY

S.NO.	PARTICULARS						AREA (SQMT)
Y1	0.600	X	1.400	X	2	=	1.680
Y2	4.800	X	1.500			=	7.200
TOTAL BALCONY AREA = (D)						=	8.880
COVERAGE AREA FOR UNIT = F + G + H							
1	TOTAL UNIT F.A.R AREA (C)					=	33.450
2	NON FAR AREA OF UNIT (D)					=	8.880
TOTAL UNIT COVERAGE AREA						=	42.330

F.A.R. COVERED AREA CALCULATION FOR UNIT - 5

S.NO.	PARTICULARS						AREA (SQMT)
COVERED AREA							
1	3.825	X	5.275			=	20.167
2	0.600	X	0.900	X	3	=	1.620
UNIT F.A.R AREA = (A)						=	33.665
AREA SUBTRACTION							
H1	0.825	X	1.225			=	0.996
H2	0.300	X	0.600			=	0.180
TOTAL (B)						=	0.563
TOTAL UNIT F.A.R AREA C= (A - B)						=	33.008

NON F.A.R AREA OF BALCONY

S.NO.	PARTICULARS						AREA (SQMT)
Y1	0.600	X	1.400	X	2	=	1.680
Y2	4.800	X	1.500			=	7.200
TOTAL BALCONY AREA = (D)						=	8.880
COVERAGE AREA FOR UNIT = F + G + H							
1	TOTAL UNIT F.A.R AREA (C)					=	33.008
2	NON FAR AREA OF UNIT (D)					=	8.880
TOTAL UNIT COVERAGE AREA						=	41.888

F.A.R. COVERED AREA CALCULATION FOR UNIT - 6

S.NO.	PARTICULARS						AREA (SQMT)
COVERED AREA							
1	3.440	X	5.275			=	18.140
2	0.600	X	0.900	X	2	=	1.080
UNIT F.A.R AREA = (A)						=	34.091
AREA SUBTRACTION							
H1	0.475	X	1.225			=	0.582
H2	0.250	X	0.900			=	0.225
TOTAL (B)						=	0.621
TOTAL UNIT F.A.R AREA C= (A - B)						=	33.470

NON F.A.R AREA OF BALCONY

S.NO.	PARTICULARS						AREA (SQMT)
Y1	0.600	X	1.400	X	2	=	1.680
Y2	4.875	X	1.500			=	7.313
TOTAL BALCONY AREA = (D)						=	8.993
COVERAGE AREA FOR UNIT = F + G + H							
1	TOTAL UNIT F.A.R AREA (C)					=	33.470
2	NON FAR AREA OF UNIT (D)					=	8.970
TOTAL UNIT COVERAGE AREA						=	42.440

F.A.R. COVERED AREA CALCULATION FOR UNIT - 9

S.NO.	PARTICULARS						AREA (SQMT)
COVERED AREA							
1	3.825	X	5.275			=	20.167
2	0.600	X	0.900	X	2	=	1.080
UNIT F.A.R AREA = (A)						=	34.313
AREA SUBTRACTION							
H1	0.825	X	1.225			=	0.996
H2	0.250	X	0.900			=	0.225
TOTAL (B)						=	0.563
TOTAL UNIT F.A.R AREA C= (A - B)						=	33.750

NON F.A.R AREA OF BALCONY

S.NO.	PARTICULARS						AREA (SQMT)
Y1	0.600	X	1.400	X	2	=	1.680
Y2	3.175	X	1.500			=	4.763
TOTAL BALCONY AREA = (D)						=	6.443
COVERAGE AREA FOR UNIT = F + G + H							
1	TOTAL UNIT F.A.R AREA (C)					=	33.750
2	NON FAR AREA OF UNIT (D)					=	6.443
TOTAL UNIT COVERAGE AREA						=	40.193

F.A.R. COVERED AREA CALCULATION FOR CIRCULATION AREA

S.NO.	PARTICULARS						AREA (SQMT)
1	34.000	X	2.000			=	68.000
2	5.750	X	0.240	X	2	=	2.760
3	0.750	X	0.750			=	0.563
4	13.860	X	4.775			=	66.194
5	11.745	X	2.35			=	27.576
6	3.240	X	1.525			=	4.939
7	5.750	X	0.775			=	4.457
8	1.030	X	0.700	X	2	=	1.442
TOTAL AREA (A)						=	176.722
AREA SUBTRACTION							
H1	3.300	X	3.300			=	10.890
H2	3.075	X	4.400			=	13.530
H3	2.875	X	7.750			=	22.281
L1	2.150	X	2.000			=	4.300
L2	2.350	X	2.150	X	6	=	30.315
LL1	3.050	X	7.110			=	21.688
LL2	1.030	X	2.135			=	2.197
EL1	3.600	X	1.470			=	5.292
F1	0.600	X	1.565			=	0.939
TOTAL (B)						=	91.436
TOTAL F.A.R AREA CORRIDOR C = (A - B)						=	228.287

TOTAL F.A.R. AREA AT REFUGE FLOOR

S.NO.	PARTICULARS				AREA (SQMT)
F.A.R AREA OF UNIT - 1	4	X	28.837	=	115.348
F.A.R AREA OF UNIT - 2	8	X	26.597	=	212.777
F.A.R AREA OF UNIT - 3	4	X	27.771	=	111.083
F.A.R AREA OF UNIT - 4	2	X	33.450	=	67.000
F.A.R AREA OF UNIT - 5	8	X	33.008	=	264.063
F.A.R AREA OF UNIT - 6	2	X	33.470	=	66.940
F.A.R AREA OF UNIT - 9	2	X	33.960	=	67.900
F.A.R AREA OF CIRCULATION	1	X	228.287	=	228.287
TOTAL F.A.R AREA				=	1134.211

TOTAL NON F.A.R. AREA AT REFUGE FLOOR

S.NO.	PARTICULARS				AREA (SQMT)
NON F.A.R AREA OF UNIT - 1	4	X	13.860	=	55.440
NON F.A.R AREA OF UNIT - 2	8	X	4.080	=	32.640
NON F.A.R AREA OF UNIT - 3	4	X	6.220	=	24.880
NON F.A.R AREA OF UNIT - 4	2	X	8.670	=	17.340
NON F.A.R AREA OF UNIT - 5	8	X	8.970	=	71.760
NON F.A.R AREA OF UNIT - 6	2	X	8.970	=	17.940
NON F.A.R AREA OF UNIT - 9	2	X	9.430	=	18.860
TOTAL NON F.A.R AREA				=	240.860

CORRIDOR AREA CALCULATION TOWARDS 15% SERVICES AREA

S.NO.	PARTICULARS						AREA (SQMT)
FIRE TOWER AREA							
FT1	6.790	X	5.615			=	38.301
FT2	3.240	X	1.525			=	4.940
LIFT LOBBY							
LL1	3.050	X	7.110			=	21.688
LL2	1.030	X	2.135			=	2.197
ELECTRICAL SHAFT							
EL1	3.600	X	1.470			=	5.292
FHC SHAFT							
F1	0.600	X	1.565			=	0.939
REFUGE AREA							
R	5.750	X	6.080	X	2	=	70.000
TOTAL CORRIDOR AREA 15% SERVICES AREA (A)						=	137.358
AREA SUBTRACTION							
H	3.300	X	3.300			=	10.890
L1	2.150	X	3.135			=	6.740
TOTAL AREA (B)						=	17.440
TOTAL 15% SERVICES F.A.R AREA C = (A - B)						=	120.768

AREA LEGENDS:-
- F.A.R. AREA
- 15 % SERVICES AREA
- NON FAR AREA

OWNER SIGN | ARCHITECT SIGN

THREE C HOMES PVT. LTD.
Authorised Signatory

Yamuna Expressway Industrial Development Authority
APPROVED
Vide Letter No. YEA/PLN/2022/1218 Date 11-12-2024
Valid Upto Date 5 Years 5-4-26
Manager (Arch) | Dy. Manager (Plng. & Arch)

NOTE:- 13TH FLOOR IS OMITTED AND MARKED AS 12TH (A) FLOOR

OWNER

M/S THREE C HOMES PVT. LTD.

SUBMISSION DRAWING

KEY PLAN

PROJECT

PROPOSED GROUP HOUSING AT PLOT NO. GH-01 IN PLOT NO. TS - 01, SECTOR 22-A, YAMUNA EXPRESSWAY, (U.P.) FOR M/S THREE C HOMES PVT. LTD.

DATE	PROJECT INCH.	CHECKED BY
09 - 11 -2024	BALRAJ SINGH	BIPIN CHAND
SCALE	DEALT BY	APPROVED BY
1:100	SHANKY GARG	VISHAL SHARMA

DRAWING TITLE

16TH & 25TH FLOOR PLAN (REFUGE FLOOR)

TOWER-9

ARCHITECTS

Confluence
NEW DELHI , INDIA

F-1, FIRST FLOOR, MIRA CORPORATE SUITES, ISHWAR NAGAR, NEW DELHI 110065
Ph- +91-11-26925684 ccs@inconfluence.com Member of IGBC
Ph: +91-11-40564768 www.inconfluence.com ISO - 9001 ; 2000
architecture urban design hospitality interiors

DRAWING NO. S-28 | REVISION

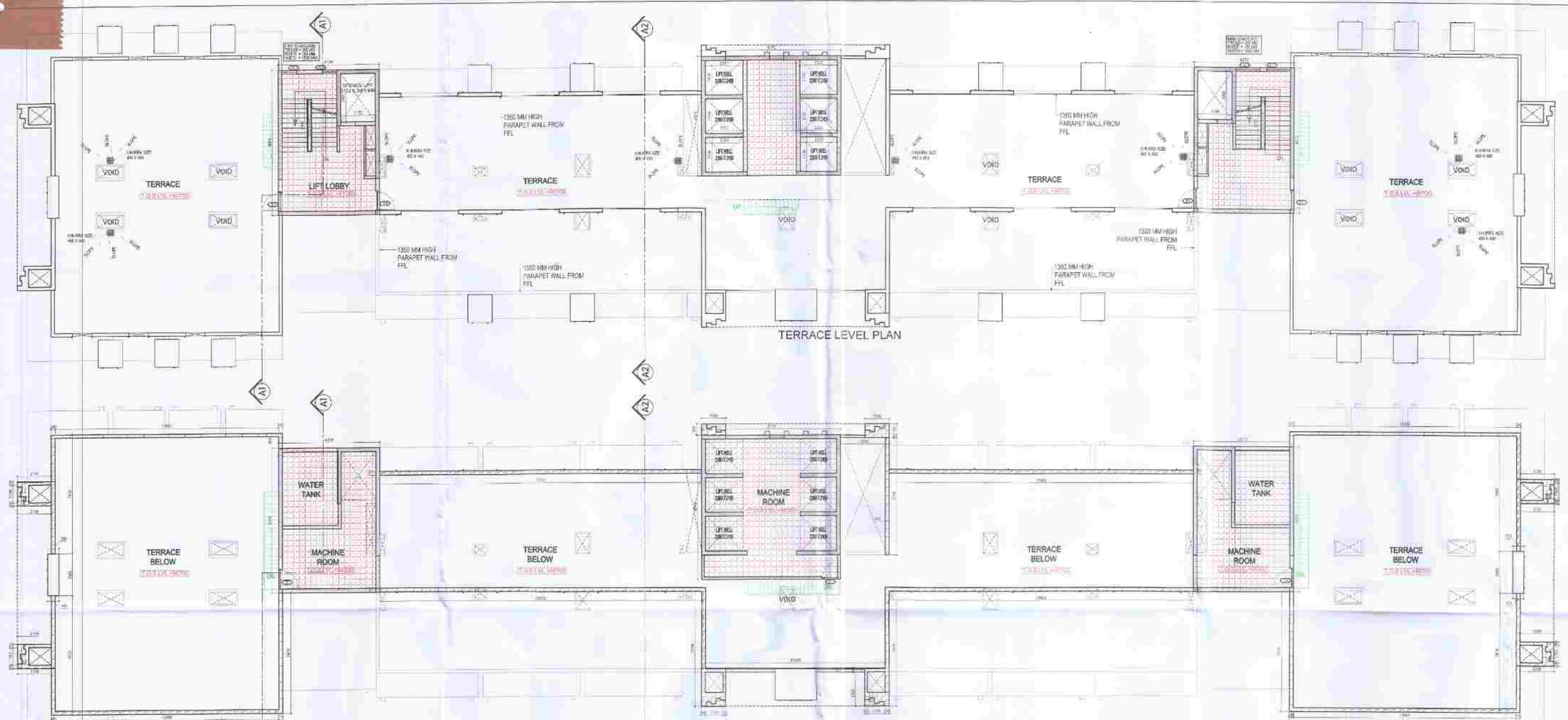

AREA CALCULATION TOWARDS 15 % SERVICES AREA AT TERRACE FLOOR							
S.NO.	PARTICULARS						AREA (SQMT)
TERRACE LIFT LOBBY AREA & STAIRCASE							
1	9.770	X	8.015	X	2	=	113.048
2	9.710	X	7.410			=	64.541
TOTAL (A)						=	177.589
AREA SUBTRACTION							
DEDUCTION							
L1	2.150	X	3.000	X	2	=	12.900
L2	2.300	X	2.150	X	6	=	29.715
P1	3.300	X	3.300	X	2	=	21.780
TOTAL (B)						=	64.395
TOTAL TERRACE LIFT LOBBY AREA & STAIRCASE = (A - B)						=	112.194

AREA CALCULATION TOWARDS 15 % SERVICES AREA AT TERRACE LVL							
S.NO.	PARTICULARS						AREA (SQMT)
MACHINE ROOM & OVER HEAD TANK							
1	9.770	X	8.015	X	2	=	113.048
2	8.710	X	8.915			=	77.606
TOTAL OVER HEAD TANK						=	190.654

AREA CALCULATION F.A.R AT TERRACE FLOOR							
S.NO.	PARTICULARS						AREA (SQMT)
ELEVATIONAL FEATURE							
A1	0.240	X	0.935	X	2	=	0.449
A2	13.880	X	0.240	X	4	=	13.325
A3	0.240	X	7.410		4	=	7.114
A4	2.150	X	0.200	X	8	=	3.440
A5	0.730	X	1.100	X	4	=	3.065
A6	0.700	X	2.600	X	2	=	3.640
A7	0.200	X	7.072	X	2	=	2.829
A8	35.025	X	0.240	X	2	=	16.812
A9	1.600	X	0.700	X	2	=	2.240
A10	0.240	X	7.180	X	2	=	3.447
A11	11.255	X	0.240	X		=	2.704
A12	2.125	X	0.150	X	2	=	0.638
A13	1.100	X	0.850	X	2	=	1.870
A14	3.335	X	0.150	X		=	0.488
A15	0.240	X	7.250	X		=	1.740
A16	18.620	X	0.240	X	2	=	8.932
TOTAL F.A.R AREA						=	65.299

AREA DIAGRAM FOR TERRACE STAIRCASE LIFT LOBBY

AREA DIAGRAM FOR TERRACE STAIRCASE LIFT LOBBY

AREA DIAGRAM FOR TERRACE STAIRCASE LIFT LOBBY

AREA DIAGRAM FOR MACHINE ROOM & OVERHEAD WATER TANK

AREA LEGENDS:
- F.A.R. AREA
- 15 % SERVICES AREA
- NON FAR AREA

NOTE:- 13TH FLOOR IS OMITTED AND MARKED AS 12TH (A) FLOOR

OWNER SIGN

THREE C HOMES Pvt. Ltd.
Authorised Signatory

ARCHITECT SIGN

VISHAL SHARMA
ARCHITECT
REGD. NO. CA/1998/28184
NEW DELHI

APPROVED
Vide ... 9/21/10-2024 11/12/24
Vide ... 5/2025
Gen. Manager (Plng. & Arch)

SCHEDULE FOR DOOR WINDOW OPENINGS (TERRACE)						
TAG	WIDTH	HEIGHT	CLL	TYPE	LOCATION	REMARKS
GLAZING						
GL1	1800	1350	0	2200	STAIRCASE	

OWNER

M/S THREE C HOMES PVT. LTD.

SUBMISSION DRAWING

KEY PLAN

PROJECT

PROPOSED GROUP HOUSING AT PLOT NO. GH-01 IN PLOT NO. TS - 01, SECTOR 22-A, YAMUNA EXPRESSWAY, (U.P.) FOR M/S THREE C HOMES PVT. LTD.

DATE	PROJECT INCH.	CHECKED BY
09 - 11 -2024	BALRAJ SINGH	BIPIN CHAND
SCALE	DEALT BY	APPROVED BY
1:100	SHANKY GARG	VISHAL SHARMA

DRAWING TITLE

TERRACE, MACHINE ROOM & OHT LVL PLAN

TOWER-9

ARCHITECTS

Confluence
NEW DELHI , INDIA

F-1, FIRST FLOOR, MIRA CORPORATE SUITES, ISHWAR NAGAR, NEW DELHI 110065

Ph- +91-11-26925884 ccs@inconfluence.com Member of IGBC
Ph- +91-11-40564768 www.inconfluence.com ISO - 9001 : 2000
architecture urban design hospitality interiors

DRAWING NO. S-29

REVISION

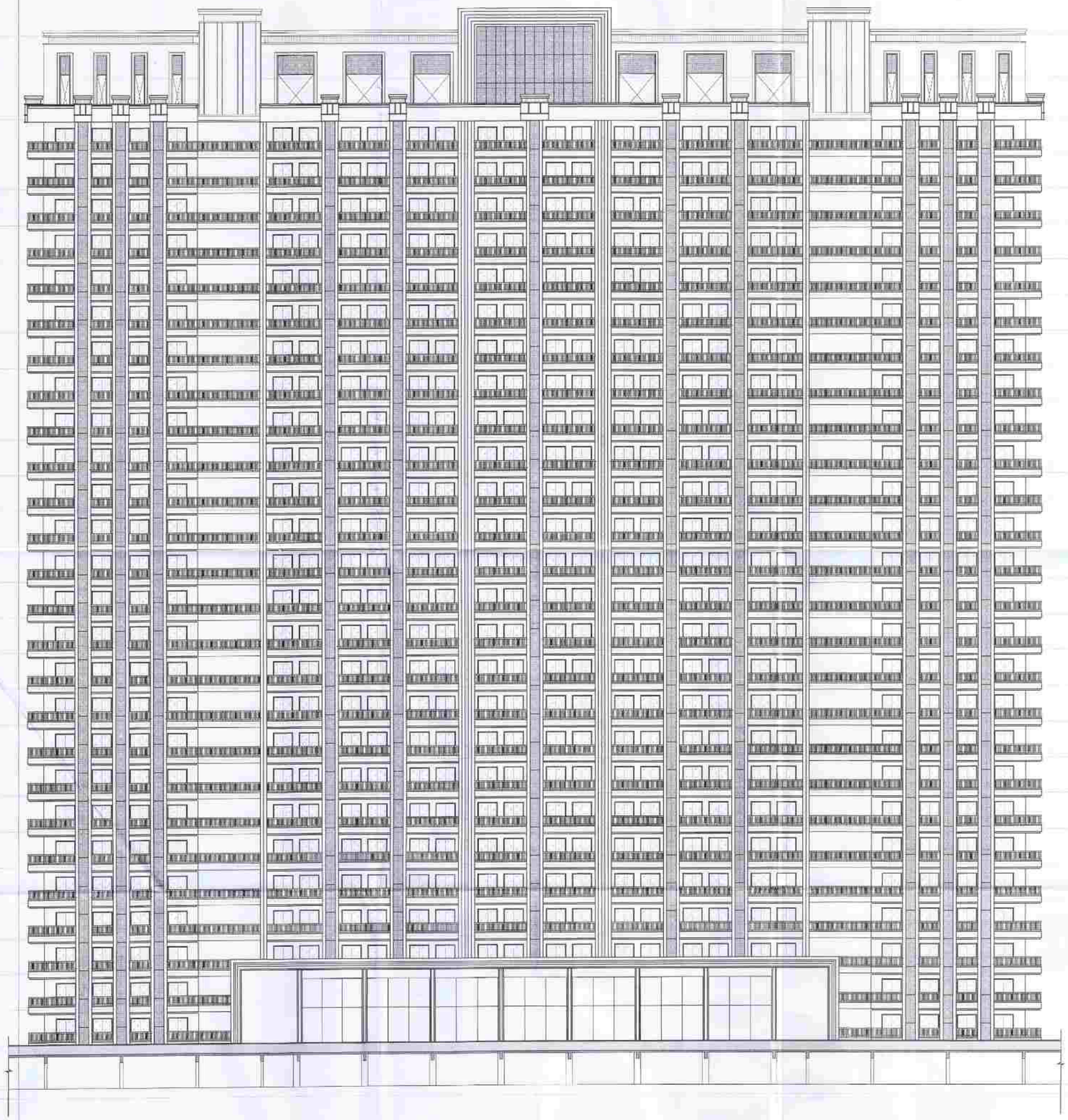

ELEVATION -A -A

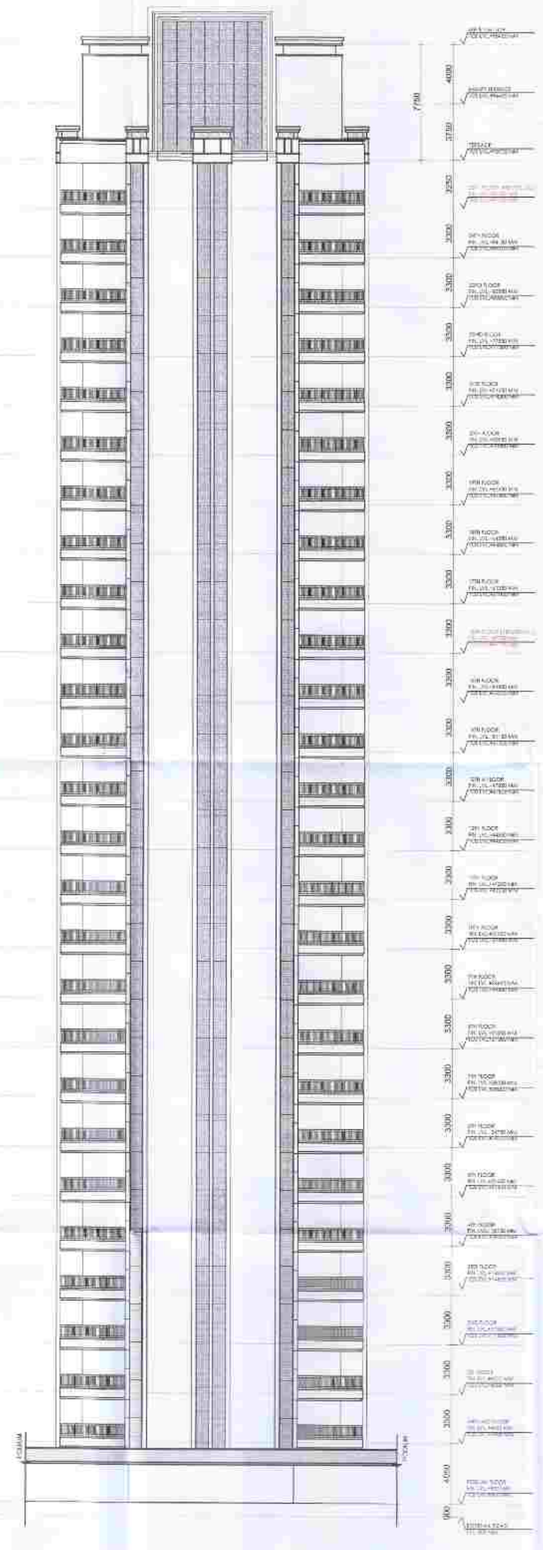

ELEVATION - B-B

OWNER SIGN	ARCHITECT SIGN
THREE C HOMES PVT. LTD. Authorised Signatory	VISHAL SHARMA ARCHITECT

Yamuna Expressway Development Authority
Vide Letter No. YEA/ 932/19 Date 11-12-24
Valid Upto 5-4-29
Manager (Arch) Dep. Manager (Plng. & Arch)

NOTE:- 13TH FLOOR IS OMITTED AND MARKED AS 12TH (A) FLOOR

OWNER

M/S THREE C HOMES PVT. LTD.

SUBMISSION DRAWING

KEY PLAN

PROJECT

PROPOSED GROUP HOUSING AT PLOT NO. GH-01 IN PLOT NO. TS - 01, SECTOR 22-A, YAMUNA EXPRESSWAY, (U.P.) FOR M/S THREE C HOMES PVT. LTD.

DATE	PROJECT INCH.	CHECKED BY
09 - 11 -2024	BALRAJ SINGH	BIPIN CHAND
SCALE	DEALT BY	APPROVED BY
1:100	SHANKY GARG	VISHAL SHARMA

DRAWING TITLE

ELEVATION

TOWER-9

ARCHITECTS

Confluence
NEW DELHI, INDIA
F-1, FIRST FLOOR, MIRA CORPORATE SUITES, ISHWAR NAGAR, NEW DELHI 110055
Ph- +91-11-26925684 cca@inconfluence.com Member of IGBC
Ph- +91-11-40564766 www.inconfluence.com ISO - 9001 : 2000
architecture urban design hospitality interiors

DRAWING NO.	REVISION
S-30	

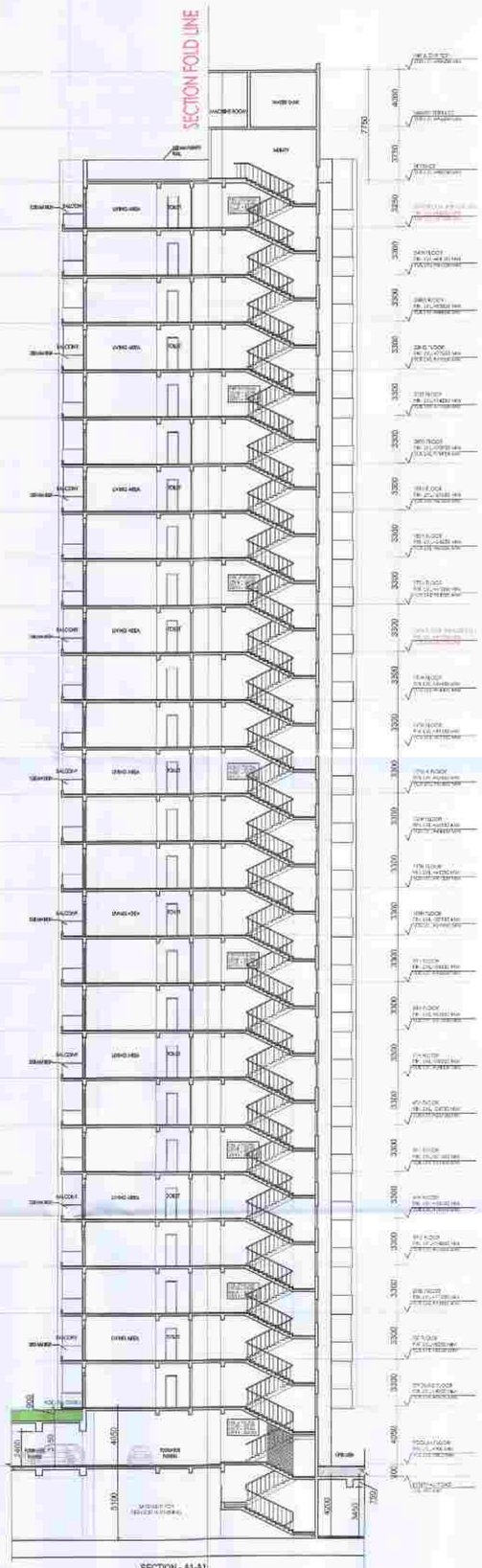

SECTION - A1-A1

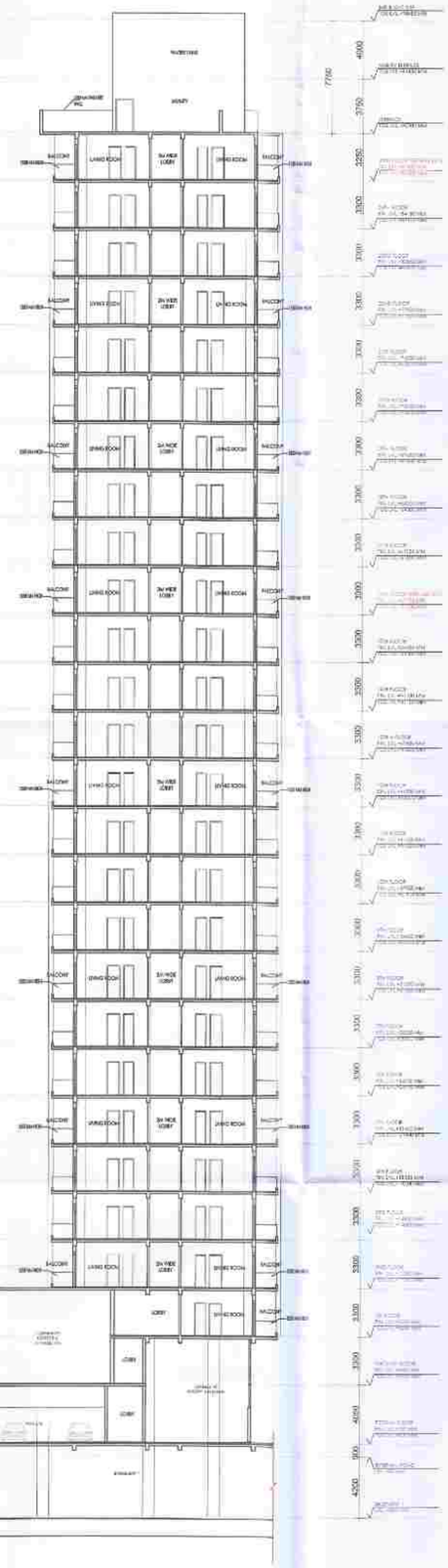

SECTION - A2-A2

OWNER SIGN

THREE C HOMES PVT. LTD.

Authorised Signatory

ARCHITECT SIGN

Yamuna Expressway Industrial Development Authority

APPROVED

Vide Letter No. YEA/MP/2024/783/26 Date 11-12-2024

Valid Upto Dec

Manager (Map)

Dy. Manager

Gen. Manager (Plng. & Arch)

NOTE:- 13TH FLOOR IS OMITTED AND MARKED AS 12TH (A) FLOOR

OWNER

M/S THREE C HOMES PVT. LTD.

SUBMISSION DRAWING

KEY PLAN

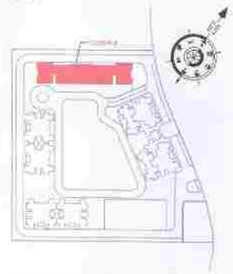

PROJECT

PROPOSED GROUP HOUSING AT PLOT NO. GH-01 IN PLOT NO. TS - 01, SECTOR 22-A, YAMUNA EXPRESSWAY, (U.P.) FOR M/S THREE C HOMES PVT. LTD.

DATE	PROJECT INCH.	CHECKED BY
09 - 11 -2024	BALRAJ SINGH	BIPIN CHAND
SCALE	DEALT BY	APPROVED BY
1:100	SHANKY GARG	VISHAL SHARMA

DRAWING TITLE

SECTIONS

TOWER-9

ARCHITECTS

Confluence
NEW DELHI , INDIA
F-1, FIRST FLOOR, MIRA CORPORATE SUITES, ISHWAR NAGAR, NEW DELHI 110065
Ph- +91-11-26926684 cos@inconfluence.com
Ph- +91-11-46554758 www.inconfluence.com
Member of IGBC
ISO - 9001 : 2000
architecture urban design hospitality interiors

DRAWING NO.	REVISION
S-31	

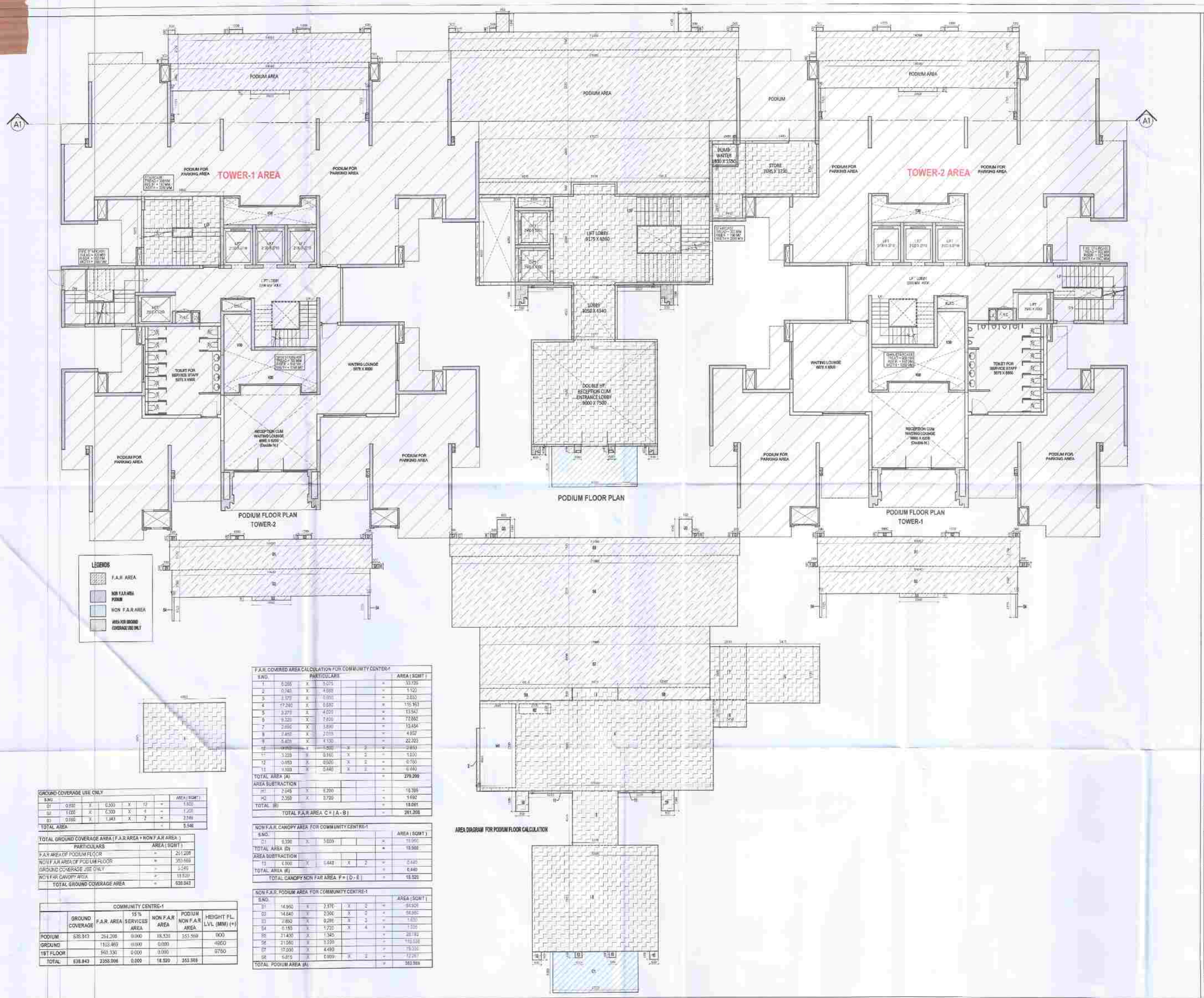

GROUND COVERAGE USE ONLY								AREA (SQMT)
S.NO.								
01	0.800	X	0.300	X	12	=		1.800
02	1.000	X	0.300	X	4	=		1.200
03	0.986	X	1.243	X	2	=		2.546
TOTAL AREA						=		5.546

TOTAL GROUND COVERAGE AREA (F.A.R AREA + NON F.A.R AREA)		
PARTICULARS		AREA (SQMT)
F.A.R AREA OF PODIUM FLOOR	=	264.208
NON F.A.R AREA OF PODIUM FLOOR	=	353.569
GROUND COVERAGE USE ONLY	=	5.546
NON F.A.R CANOPY AREA	=	18.520
TOTAL GROUND COVERAGE AREA	=	638.843

COMMUNITY CENTRE-1						
	GROUND COVERAGE	F.A.R. AREA	15 % SERVICES AREA	NON F.A.R AREA	PODIUM NON F.A.R AREA	HEIGHT FL. LVL (MM) (+)
PODIUM	638.843	264.208	0.000	18.520	353.569	900
GROUND		1103.469	0.000	0.000		4950
1ST FLOOR		993.330	0.000	0.000		9750
TOTAL	638.843	2355.006	0.000	18.520	353.569	

F.A.R. COVERED AREA CALCULATION FOR COMMUNITY CENTER-1

S.NO.	PARTICULARS							AREA (SQMT)
1	6.055	X	5.575				=	33.729
2	0.740	X	4.050				=	1.120
3	1.372	X	0.900				=	2.653
4	17.240	X	6.580				=	113.463
5	3.275	X	4.000				=	13.542
6	9.320	X	7.820				=	72.882
7	2.890	X	3.640				=	10.454
8	2.482	X	2.015				=	4.997
9	5.425	X	4.130				=	22.403
10	0.900	X	1.500	X	2	=		2.700
11	3.229	X	0.160	X	2	=		1.030
12	0.450	X	0.580	X	2	=		0.780
13	4.500	X	0.440	X	2	=		3.960
TOTAL AREA (A)						=		279.299
AREA SUBTRACTION								
H1	2.645	X	6.200			=		16.399
H2	2.350	X	0.720			=		1.692
TOTAL (B)						=		18.091
TOTAL F.A.R AREA C = (A - B)						=		261.208

NON F.A.R. CANOPY AREA FOR COMMUNITY CENTRE-1

S.NO.								AREA (SQMT)
C1	6.300	X	3.000			=		18.900
TOTAL AREA (D)						=		18.900
AREA SUBTRACTION								
T3	0.500	X	0.440	X	2	=		0.440
TOTAL AREA (E)						=		0.440
TOTAL CANOPY NON FAR AREA F = (D - E)						=		18.520

NON F.A.R. PODIUM AREA FOR COMMUNITY CENTRE-1

S.NO.								AREA (SQMT)
P1	14.950	X	2.170	X	2	=		64.926
P2	14.640	X	2.000	X	2	=		58.560
P3	2.850	X	0.285	X	2	=		1.620
P4	6.155	X	1.720	X	4	=		1.056
P5	21.400	X	1.345			=		28.783
P6	21.060	X	3.220			=		110.538
P7	17.000	X	4.480			=		15.330
P8	6.815	X	0.900	X	2	=		12.267
TOTAL PODIUM AREA (A)						=		353.569

OWNER SIGN

THREE C HOMES PVT. LTD.
Authorised Signatory

ARCHITECT SIGN

VISHAL SHARMA ARCHITECT REGISTRATION NO. C/1173/1993 NEW DELHI

Planning Authority / Competent Authority
APPROVED
Vide Letter No. 7-53/2014 dated 11-12-2014
Valid Upto Date 5-4-25

NOTE:- 13TH FLOOR IS OMITTED AND MARKED AS 12TH (A) FLOOR

OWNER

M/S THREE C HOMES PVT. LTD.

SUBMISSION DRAWING

KEY PLAN

PROJECT

PROPOSED GROUP HOUSING AT PLOT NO. GH-01 IN PLOT NO. TS - 01, SECTOR 22-A, YAMUNA EXPRESSWAY, (U.P.) FOR M/S THREE C HOMES PVT. LTD.

DATE	PROJECT INCH.	CHECKED BY
13 - 11 -2024	BALRAJ SINGH	BIPIN CHAND
SCALE	DEALT BY	APPROVED BY
1:100	SHANKY GARG	VISHAL SHARMA

DRAWING TITLE

PODIUM FLOOR PLAN

COMMUNITY CENTER-1

ARCHITECTS

Confluence
NEW DELHI , INDIA.

F-1, FIRST FLOOR, MIRA CORPORATE SUITES, ISHWAR NAGAR, NEW DELHI 110065

Ph- +91-11-26525684 cci@inconfluence.com
Ph- +91-11-40564768 www.inconfluence.com
architecture urban design hospitality interiors

Member of IGBC
ISO - 9001 : 2000

DRAWING NO. S-32

REVISION

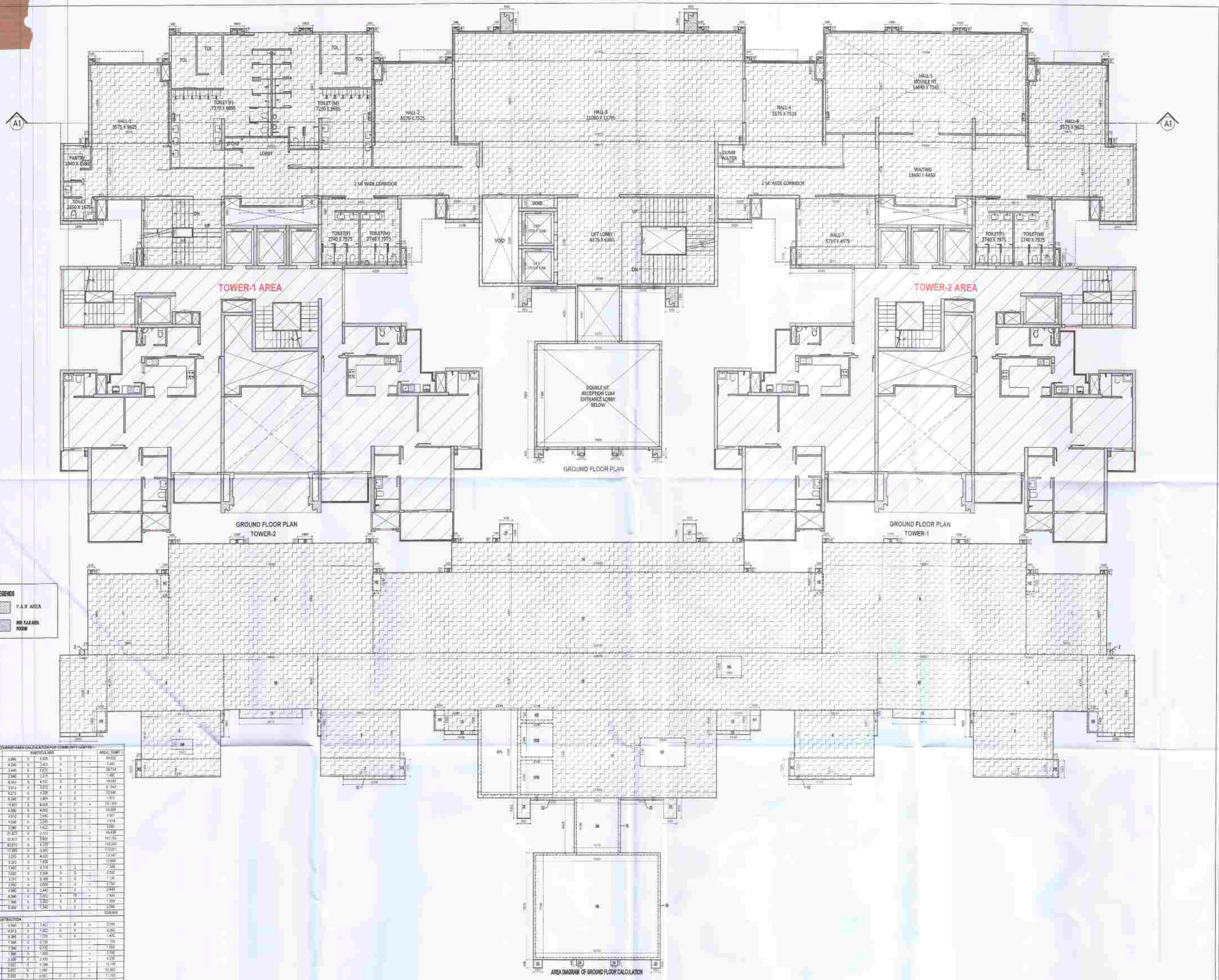

F.A.R. COVERED AREA CALCULATION FOR COMMUNITY CENTRE-1

S.NO.	PARTICULARS						AREA (SQMT.)
1	3.090	X	6.805	X	2	=	42.022
2	0.230	X	2.405	X	2	=	1.105
3	3.445	X	2.225	X	2	=	15.714
4	2.045	X	2.215	X	2	=	9.062
5	8.545	X	4.415	X	2	=	75.537
6	9.014	X	3.315	X	4	=	67.543
7	6.212	X	4.358	X	4	=	52.946
8	0.245	X	1.885	X	4	=	1.850
9	14.812	X	8.625	X	2	=	255.855
10	6.590	X	4.292	X	2	=	56.558
11	4.012	X	3.140	X	2	=	25.201
12	4.535	X	2.295	X	2	=	20.814
13	3.090	X	1.425	X	2	=	8.805
14	21.425	X	2.115			=	45.338
15	32.610	X	5.865			=	191.195
16	40.575	X	4.375			=	177.516
17	17.855	X	6.345			=	113.271
18	3.275	X	4.405			=	14.421
19	9.225	X	7.828			=	72.227
20	7.492	X	2.175	X	2	=	32.588
21	3.565	X	1.505	X	2	=	10.730
22	3.095	X	3.165	X	2	=	19.590
23	3.995	X	0.805	X	2	=	6.430
24	3.080	X	1.445	X	2	=	8.903
25	9.240	X	2.565	X	10	=	236.940
26	7.184	X	3.355	X	4	=	96.500
27	0.350	X	7.240	X	2	=	5.194
						=	1558.843

AREA SUBTRACTION :

28	0.845	X	1.425	X	4	=	4.815
29	4.915	X	1.265	X	4	=	24.865
30	6.390	X	1.355	X	4	=	34.676
31	7.184	X	2.115			=	15.193
32	7.184	X	1.355			=	9.734
33	7.184	X	1.355			=	9.734
34	7.184	X	1.355			=	9.734
35	7.184	X	1.355			=	9.734
36	7.184	X	1.355			=	9.734
37	7.184	X	1.355			=	9.734
38	7.184	X	1.355			=	9.734
39	7.184	X	1.355			=	9.734
40	7.184	X	1.355			=	9.734
41	7.184	X	1.355			=	9.734
42	7.184	X	1.355			=	9.734
43	7.184	X	1.355			=	9.734
44	7.184	X	1.355			=	9.734
45	7.184	X	1.355			=	9.734
46	7.184	X	1.355			=	9.734
47	3.104	X	2.155			=	6.688
48	3.033	X	4.184			=	12.689
49	3.033	X	1.184			=	3.591
50	3.333	X	3.665	X	2	=	12.200
51	3.849	X	3.255			=	12.528
TOTAL (B)						=	328.372
TOTAL F.A.R AREA C = (A - B)						=	1230.471

OWNER SIGN

THREE C HOMES PVT. LTD.
Authorised Signatory

ARCHITECT SIGN

Yamuna Expressway Industrial Development Auth.
APPROVED
Letter No. 1037/18 Date 11-12-24
Sign

NOTE:- 13TH FLOOR IS OMITTED AND MARKED AS 12TH (A) FLOOR

OWNER

M/S THREE C HOMES PVT. LTD.

SUBMISSION DRAWING

KEY PLAN

PROJECT

PROPOSED GROUP HOUSING AT PLOT NO. GH-01 IN PLOT NO. TS - 01, SECTOR 22-A, YAMUNA EXPRESSWAY, (U.P.) FOR M/S THREE C HOMES PVT. LTD.

DATE	PROJECT INCH.	CHECKED BY
13 - 11 -2024	BALRAJ SINGH	BIPIN CHAND
SCALE	DEALT BY	APPROVED BY
1:100	SHANKY GARG	VISHAL SHARMA

DRAWING TITLE

GROUND FLOOR PLAN

COMMUNITY CENTER-1

ARCHITECTS

Confluence
NEW DELHI , INDIA

F-1, FIRST FLOOR, MIRA CORPORATE SUITES, ISHWAK NAGAR, NEW DELHI 110065

Ph- +91-11-26925684 ccs@inconfluence.com Member of IIBC
Ph- +91-11-40584768 www.inconfluence.com ISO - 9001 : 2000
architecture urban design hospitality interiors

DRAWING NO.	REVISION
S-33	

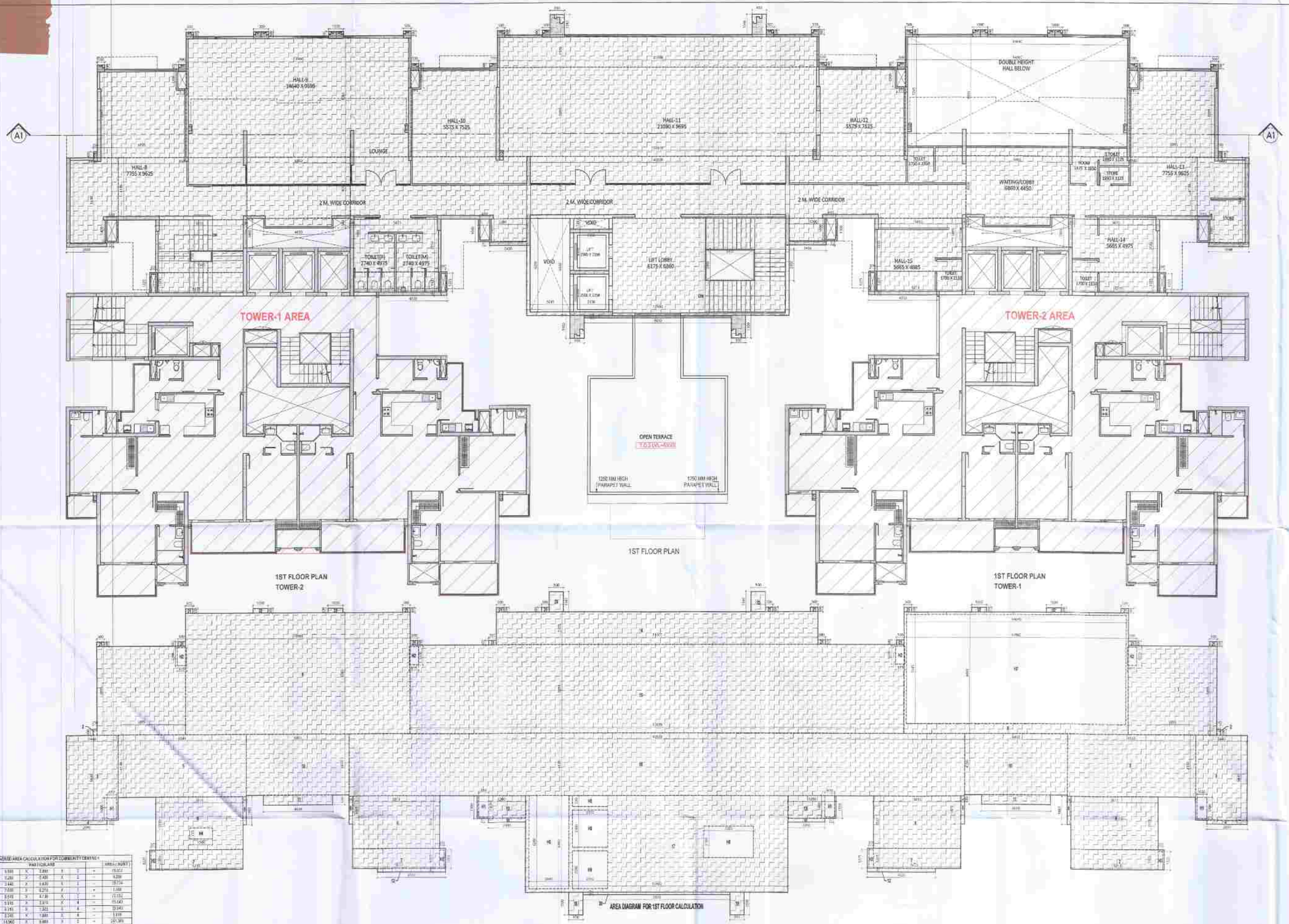

F.A.R. CONSIDERED AREA CALCULATION FOR COMMUNITY CENTER-1								AREA (SQMT)
SNO.	PARTICULARS							
1	5.550	X	7.000	X	2	=		77.700
2	5.250	X	8.400	X	2	=		88.200
3	3.440	X	5.630	X	1	=		19.372
4	7.600	X	6.275	X	1	=		47.690
5	3.575	X	4.730	X	1	=		16.902
6	5.575	X	3.875	X	4	=		43.245
7	5.175	X	3.825	X	4	=		39.645
8	5.250	X	1.050	X	4	=		22.050
9	14.900	X	5.000	X	2	=		149.000
10	4.500	X	4.000	X	4	=		72.000
11	4.725	X	3.500	X	1	=		16.538
12	4.525	X	3.250	X	2	=		29.574
13	2.250	X	3.000	X	1	=		6.750
14	21.400	X	2.175			=		46.545
15	32.675	X	3.850			=		125.799
16	40.575	X	4.130			=		167.623
17	17.400	X	3.140			=		54.636
18	2.450	X	3.275	X	2	=		16.045
19	3.550	X	1.100	X	2	=		7.810
20	3.812	X	2.100			=		8.000
21	4.125	X	3.300	X	18	=		245.025
22	1.225	X	3.300	X	4	=		16.170
23	3.250	X	1.250	X	2	=		8.125
TOTAL AREA (A)						=		1,143.313
AREA SUBTRACTION								
W1	3.550	X	1.400	X	1	=		4.970
W2	3.010	X	1.200	X	8	=		28.912
W3	2.200	X	1.225	X	4	=		10.780
W4	1.100	X	0.725			=		0.798
W5	3.150	X	0.725			=		2.284
W6	1.840	X	0.725			=		1.334
W7	3.640	X	1.225			=		4.459
W8	2.500	X	1.225	X	2	=		6.125
W9	3.640	X	1.225			=		4.459
TOTAL (B)						=		63.120
TOTAL F.A.R AREA C = (A - B)						=		880.193

OWNER SIGN

THREE C HOMES PVT. LTD.

Authorised Signatory

ARCHITECT SIGN

APPROVED

Vide Letter No. YEA/FH/DC/2024/24 Date 11-12-2024

Valid Upto Date 5-4-2026

Manager (Arch.)

Dy. Manager (Plng. & Arch)

Executive Engineer

Yamuna Expressway Industrial Development Authority

NOTE:- 13TH FLOOR IS OMITTED AND MARKED AS 12TH (A) FLOOR

OWNER

M/S THREE C HOMES PVT. LTD.

SUBMISSION DRAWING

KEY PLAN

PROJECT

PROPOSED GROUP HOUSING AT PLOT NO. GH-01 IN PLOT NO. TS - 01, SECTOR 22-A, YAMUNA EXPRESSWAY, (U.P.) FOR M/S THREE C HOMES PVT. LTD.

DATE	PROJECT INCH.	CHECKED BY
13 - 11 -2024	BALRAJ SINGH	BIPIN CHAND
SCALE	DEALT BY	APPROVED BY
1:100	SHANKY GARG	VISHAL SHARMA

DRAWING TITLE

1ST FLOOR PLAN

COMMUNITY CENTER-1

ARCHITECTS

Confluence

NEW DELHI , INDIA

F-1, FIRST FLOOR, MIRA CORPORATE SUITES, ISHWAR NAGAR, NEW DELHI 110065

Ph- +91-11-26925684 ccc@inconfluence.com
Ph- +91-11-40564768 www.inconfluence.com

Member of IGBC ISO - 9001 : 2000

architecture urban design hospitality interiors

DRAWING NO. S-34

REVISION

OWNER SIGN	ARCHITECT SIGN
THREE C HOMES PVT. LTD. Authorised Signatory	VISHAL SHARMA ARCHITECT CA/2000/28 NEW DELHI

Tentative Layout Plan Approved by Competent Authority
Vide Letter No. 783/21 Dated 11-12-21
Valid Upto Dated
Manager (Plans)
Dy. Manager (Plng. & Arch)

NOTE:- 13TH FLOOR IS OMITTED AND MARKED AS 12TH (A) FLOOR

OWNER

M/S THREE C HOMES PVT. LTD.

SUBMISSION DRAWING

KEY PLAN

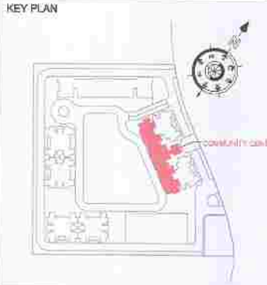

PROJECT

PROPOSED GROUP HOUSING AT PLOT NO. GH-01 IN PLOT NO. TS - 01, SECTOR 22-A, YAMUNA EXPRESSWAY, (U.P.) FOR M/S THREE C HOMES PVT. LTD.

DATE	PROJECT INCH.	CHECKED BY
13 - 11 -2024	BALRAJ SINGH	BIPIN CHAND
SCALE	DEALT BY	APPROVED BY
1:100	SHANKY GARG	VISHAL SHARMA

DRAWING TITLE

TERRACE PLAN

COMMUNITY CENTER-1

ARCHITECTS

Confluence
NEW DELHI , INDIA

F-1, FIRST FLOOR, MIRA CORPORATE SUITES, ISHWAR NAGAR, NEW DELHI 110065

Ph- +91-11-26925684 ccs@inconfluence.com
Ph- +91-11-40564768 www.inconfluence.com
Member of IGBC
ISO - 9001 : 2000
architecture urban design hospitality interiors

DRAWING NO.	REVISION
S-34A	

FRONT ELEVATION

REAR ELEVATION

OWNER SIGN

THREE C HOMES PVT. LTD.
Authorised Signatory

ARCHITECT SIGN

APPROVED

Vide Letter No. 785/2024 Dated 11-12-24

Valid Upto Date

Manager (Arch)

Gen. Manager (Plng. & Arch)

NOTE:- 13TH FLOOR IS OMITTED AND MARKED AS 12TH (A) FLOOR

OWNER

M/S THREE C HOMES PVT. LTD.

SUBMISSION DRAWING

KEY PLAN

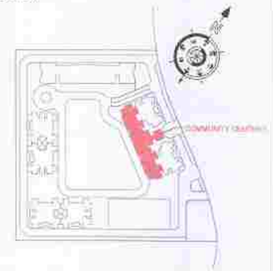

PROJECT

PROPOSED GROUP HOUSING AT PLOT NO. GH-01 IN PLOT NO. TS - 01, SECTOR 22-A, YAMUNA EXPRESSWAY, (U.P.) FOR M/S THREE C HOMES PVT. LTD.

DATE	PROJECT INCH.	CHECKED BY
13 - 11 -2024	BALRAJ SINGH	BIPIN CHAND
SCALE	DEALT BY	APPROVED BY
1:100	SHANKY GARG	VISHAL SHARMA

DRAWING TITLE

ELEVATIONS

COMMUNITY CENTER-1

ARCHITECTS

Confluence
NEW DELHI , INDIA
F-1, FIRST FLOOR, MIRA CORPORATE SUITES,
ISHWAR NAGAR, NEW DELHI 110065
Ph- +91-11-26925684 oca@inconfluence.com Member of IGBC
Ph- +91-11-40564768 www.inconfluence.com ISO - 9001 : 2000
architecture urban design hospitality interiors

DRAWING NO.	REVISION
S-35	

SECTION A1-A1

OWNER SIGN

THREE C HOMES PVT. LTD.
Authorised Signatory

ARCHITECT SIGN

VISHAL SHARMA
REGISTERED ARCHITECT
NEW DELHI

Tehsil Noida
APPROVED
Vide Letter No. YEA/PLAN/233/21 Date 11-12-21
Valid Upto Date 5-4-25
Manager (Arch)
Dy. Manager (Plng. & Arch)
Drawing Checked & Verified by
Manager (Arch)

NOTE:- 13TH FLOOR IS OMITTED AND MARKED AS 12TH (A) FLOOR

OWNER

M/S THREE C HOMES PVT. LTD.

SUBMISSION DRAWING

KEY PLAN

PROJECT

PROPOSED GROUP HOUSING AT PLOT NO. GH-01 IN PLOT NO. TS - 01, SECTOR 22-A, YAMUNA EXPRESSWAY, (U.P.) FOR M/S THREE C HOMES PVT. LTD.

DATE	PROJECT INCH.	CHECKED BY
13 - 11 -2024	BALRAJ SINGH	BIPIN CHAND
SCALE	DEALT BY	APPROVED BY
1:100	SHANKY GARG	VISHAL SHARMA

DRAWING TITLE

SECTION

COMMUNITY CENTER-1

ARCHITECTS

Confluence
NEW DELHI , INDIA
F-1, FIRST FLOOR, MIRA CORPORATE SUITES, ISHWAR NAGAR, NEW DELHI 110065
Ph- +91-11-26925664 cos@inconfluence.com
Ph- +91-11-40564766 www.inconfluence.com
Member of IGBC
ISO - 9001 : 2000
architecture urban design hospitality interiors

DRAWING NO. S-36

REVISION

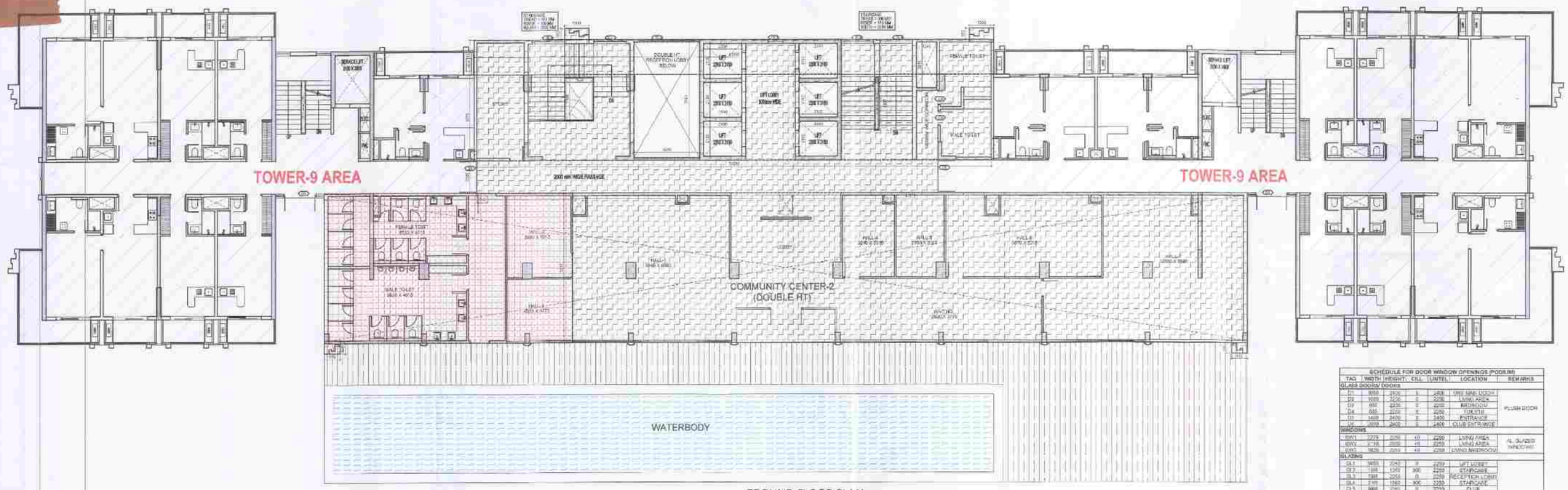

GROUND FLOOR PLAN

SCHEDULE FOR DOOR WINDOW OPENINGS (PODIUM)							
TAG	WIDTH	HEIGHT	CILL	LINTEL	LOCATION		REMARKS
GLASS DOORS/ DOORS							
D1	9000	2700	0	2400	LIVING AREA		FLUSH DOOR
D2	9000	2700	0	2400	LIVING AREA		
D3	900	2250	0	2250	BREAKOUT		
D4	900	2250	0	2250	TOILETS		
D5	1400	2400	0	2400	ENTRANCE		
D6	2000	2400	0	2400	CLUB ENTRANCE		
WINDOWS							
WW1	2275	2100	450	2250	LIVING AREA		AL. GLAZED WINDOWS
WW2	2100	2550	450	2250	LIVING AREA		
WW3	1800	2550	450	2250	LIVING BREAKOUT		
GLAZING							
GL1	9450	2250	0	2250	LIFT LOBBY		
GL2	1100	1250	900	2250	STAIRCASE		
GL3	7300	2250	0	2250	RECEPTION LOBBY		
GL4	2100	1250	900	2250	STAIRCASE		
GL5	9000	2250	0	2250	CLUB		
GL6	6000	2250	0	2250	CLUB		
GL7	9000	2250	0	2250	LOBBY		

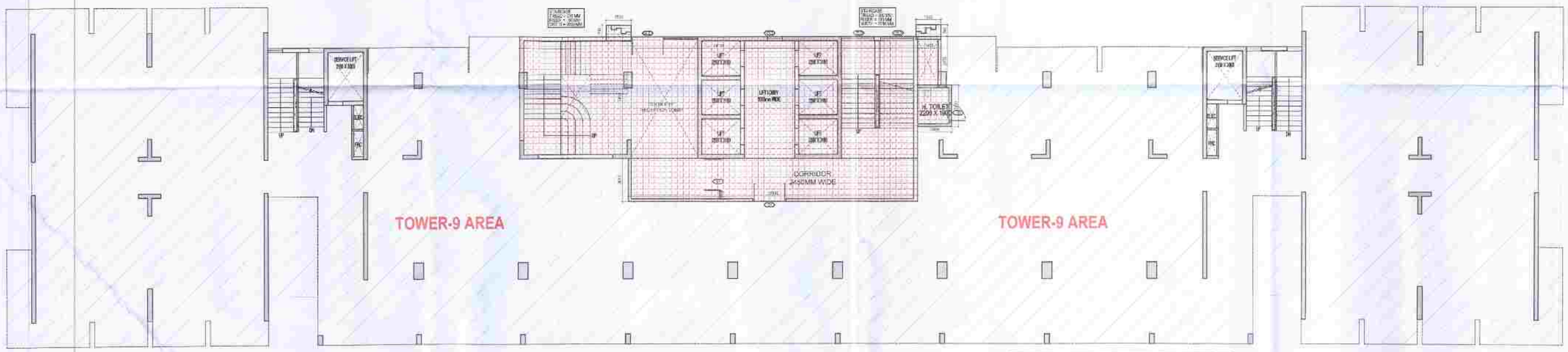

PODIUM LEVEL PLAN

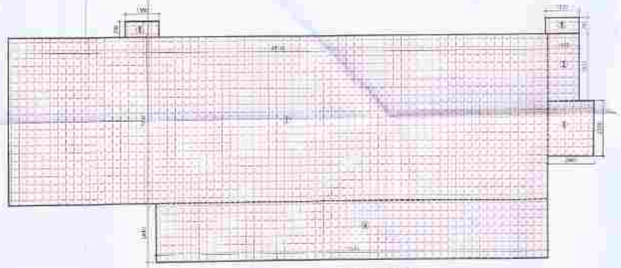

AREA DIAGRAM FOR PODIUM FLOOR

AREA CALCULATION TOWARDS 15% SERVICES AREA FOR COMMUNITY CENTER-2							
S.NO.	PARTICULARS						AREA (SQMT)
1	24.135	X	7.410			=	178.848
2	1.405	X	2.970			=	4.100
3	2.000	X	2.320			=	4.197
4	17.188	X	2.515			=	43.219
5	1.500	X	0.700	X	2	=	2.100
TOTAL 15% SERVICES FAR AREA						=	236.130

COMMUNITY CENER-2				
	GROUND COVERAGE	F.A.R. AREA	15 % SERVICES AREA	(HEIGHT FL. LVL. (MM) (+)
PODIUM FLOOR	236.130	0.000	236.130	900
GROUND FLOOR		609.182	140.591	4950
TOTAL	236.130	609.182	376.721	

AREA DIAGRAM FOR GROUND FLOOR

F.A.R. COVERED AREA CALCULATION FOR COMMUNITY CENTER-2							
S.NO.	PARTICULARS						AREA (SQMT)
1	31.990	X	2.135			=	68.295
2	91.840	X	9.270			=	851.501
3	28.350	X	2.000			=	56.700
4	41.515	X	9.210			=	382.300
5	0.875	X	0.690	X	2	=	1.208
6	1.150	X	3.700	X	2	=	8.510
TOTAL AREA (A)						=	677.630
AREA SUBTRACTION							
W1	1.800	X	2.700			=	4.860
W2	4.345	X	7.000			=	30.415
W3	0.300	X	1.300			=	0.390
W4	1.245	X	2.615			=	3.255
LT	2.350	X	2.150	X	6	=	30.315
TOTAL (B)						=	68.248
TOTAL F.A.R AREA C = (A - B)						=	609.182

AREA CALCULATION TOWARDS 15% SERVICES AREA FOR COMMUNITY CENTER-2							
S.NO.	PARTICULARS						AREA (SQMT)
A1	15.068	X	9.316			=	140.591
TOTAL 15% SERVICES FAR AREA						=	140.591

NOTE:-
MECHANICAL VENTILATION IN KITCHEN SHALL BE PROVIDED WHEREVER REQUIRED.

AREA LEGENDS:-
- F.A.R. AREA
- 15 % SERVICES AREA
- NON FAR AREA

OWNER SIGN	ARCHITECT SIGN
THREE C HOMES PVT. LTD. Authorised Signatory	VISHAL SHARMA

Yamuna Expressway Industrial Development Authority
APPROVED
Vide Letter No. YEA/LNG 723/26 dated 11-12-2024
Valid Upto Date 5-4-25
Manager
Dy. Manager
Director Concerned
Managing Director

NOTE:- 13TH FLOOR IS OMITTED AND MARKED AS 12TH (A) FLOOR

OWNER

M/S THREE C HOMES PVT. LTD.

SUBMISSION DRAWING

KEY PLAN

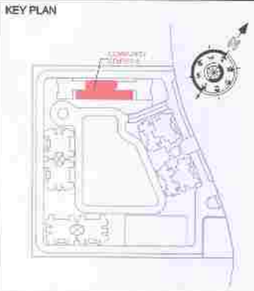

PROJECT

PROPOSED GROUP HOUSING AT PLOT NO. GH-01 IN PLOT NO. TS - 01, SECTOR 22-A, YAMUNA EXPRESSWAY, (U.P.) FOR M/S THREE C HOMES PVT. LTD.

DATE	PROJECT INCH.	CHECKED BY
09 - 11 -2024	BALRAJ SINGH	BIPIN CHAND
SCALE	DEALT BY	APPROVED BY
1:100	SHANKY GARG	VISHAL SHARMA

DRAWING TITLE

PODIUM & GROUND FLOOR PLAN

COMMUNITY CENTER - 2

ARCHITECTS

Confluence
NEW DELHI , INDIA
F-1, FIRST FLOOR, MIRA CORPORATE SUITES, ISHWAR NAGAR, NEW DELHI 110065
Ph- +91-11-26925564 oce@inconfluence.com Member of IGBC
Ph- +91-11-46584788 www.inconfluence.com ISO - 9001 : 2000
architecture urban design hospitality interiors

DRAWING NO.	REVISION
S-37	

PART SECTION - A2-A2

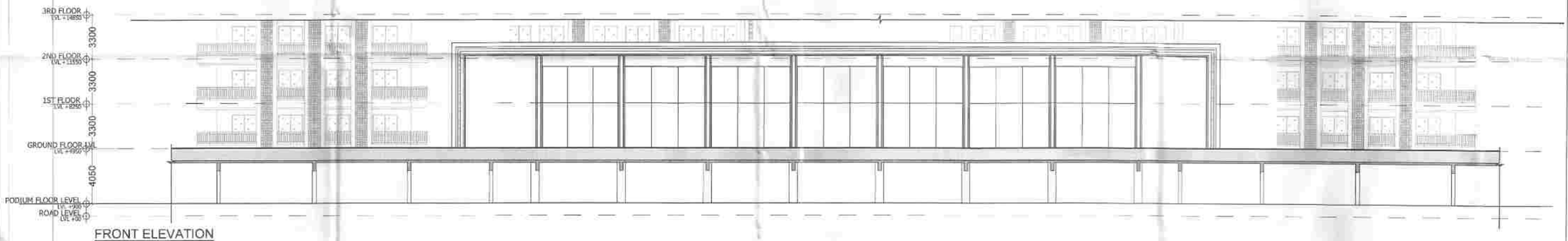

FRONT ELEVATION

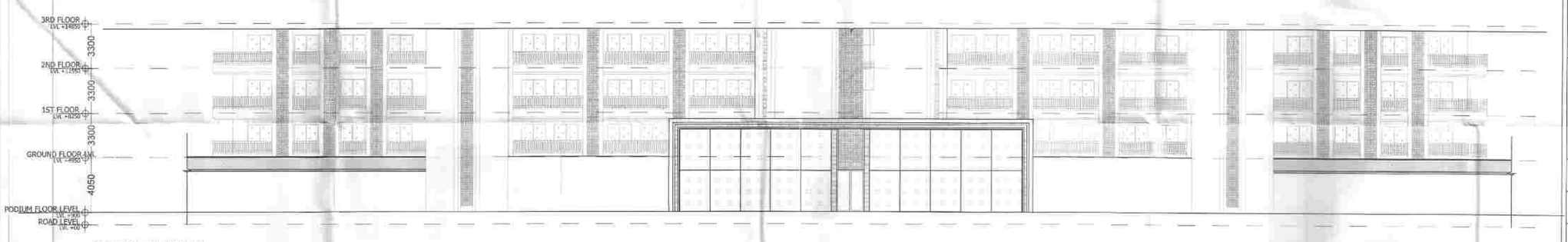

REAR ELEVATION

OWNER SIGN	ARCHITECT SIGN
THREE C HOMES PVT. LTD. Authorised Signatory	

Yamuna Expressway Industrial Development Authority
APPROVED
Vide Letter No. YEA/Lib/23374 Date 11-12-2024
Valid Upto Date 5 YEAR
Manager (Arch) — Dy. Manager (Plng. & Arch)
Drawing Checked & Verified by Manager (Planning)

NOTE:- 13TH FLOOR IS OMITTED AND MARKED AS 12TH (A) FLOOR

OWNER

M/S THREE C HOMES PVT. LTD.

SUBMISSION DRAWING

KEY PLAN

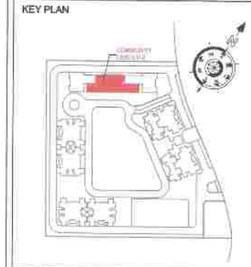

PROJECT

PROPOSED GROUP HOUSING AT PLOT NO. GH-01 IN PLOT NO. TS - 01, SECTOR 22-A, YAMUNA EXPRESSWAY, (U.P.) FOR M/S THREE C HOMES PVT. LTD.

DATE	PROJECT INCH.	CHECKED BY
09 - 11 -2024	BALRAJ SINGH	BIPIN CHAND
SCALE	DEALT BY	APPROVED BY
1:100	SHANKY GARG	VISHAL SHARMA

DRAWING TITLE

ELEVATIONS & SECTION

COMMUNITY CENTER - 2

ARCHITECTS

Confluence
NEW DELHI , INDIA

F-1, FIRST FLOOR, MIRA CORPORATE SUITES, ISHWAR NAGAR, NEW DELHI 110065

Ph- +91-11-26925684 cos@inconfluence.com
Ph- +91-11-40584766 www.inconfluence.com
architecture urban design hospitality

Member of IGBC
ISO - 9001 : 2008
Interiors

DRAWING NO.	REVISION
S-38	

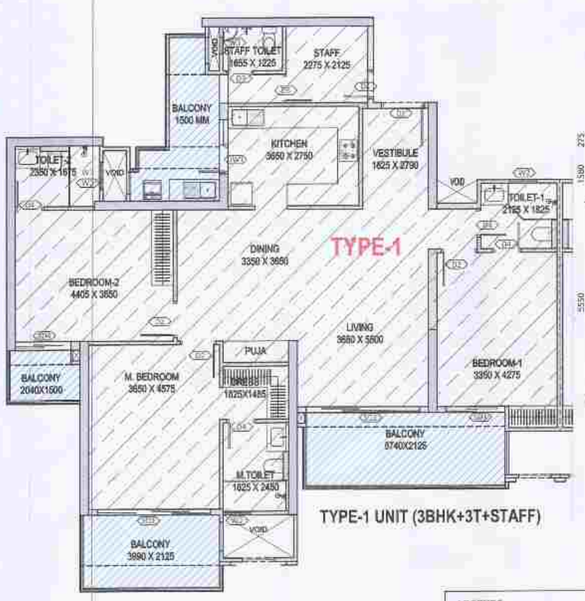

TYPE-1 UNIT (3BHK+3T+STAFF)

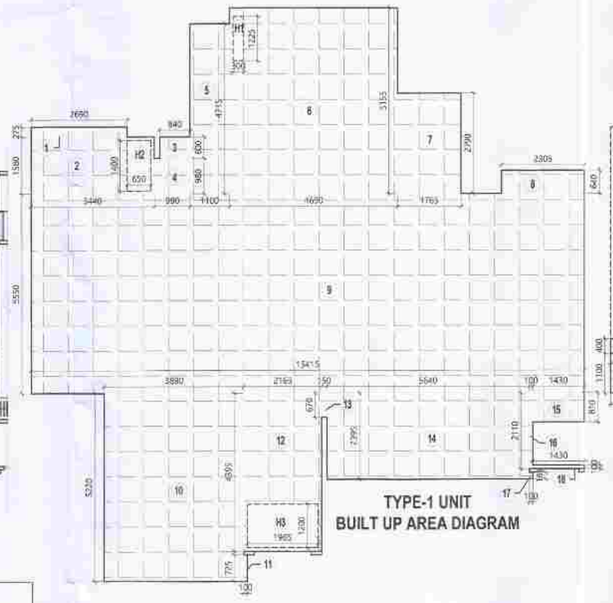

TYPE-1 UNIT
BUILT UP AREA DIAGRAM

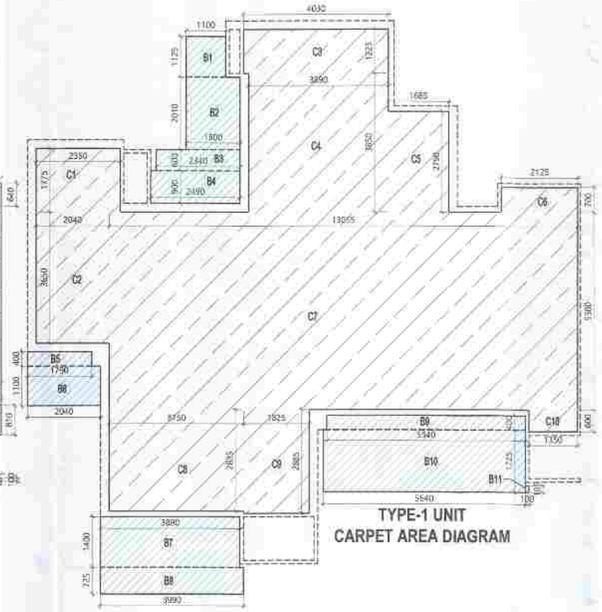

TYPE-1 UNIT
CARPET AREA DIAGRAM

LEGENDS

- CARPET AREA
- BUILT UP AREA
- BALCONY AREA

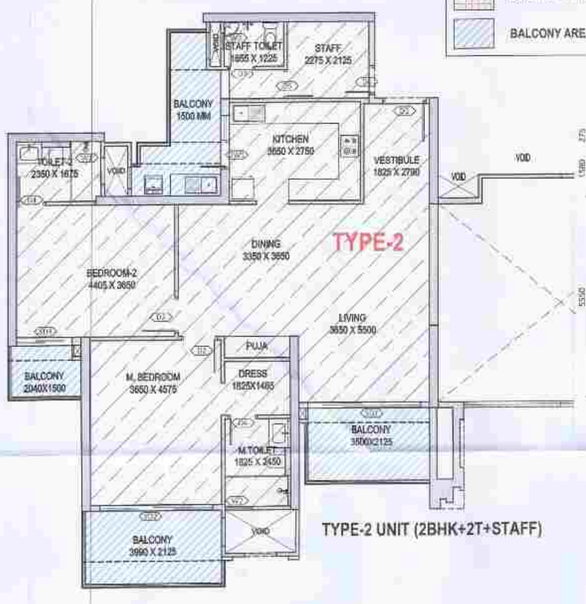

TYPE-2 UNIT (2BHK+2T+STAFF)

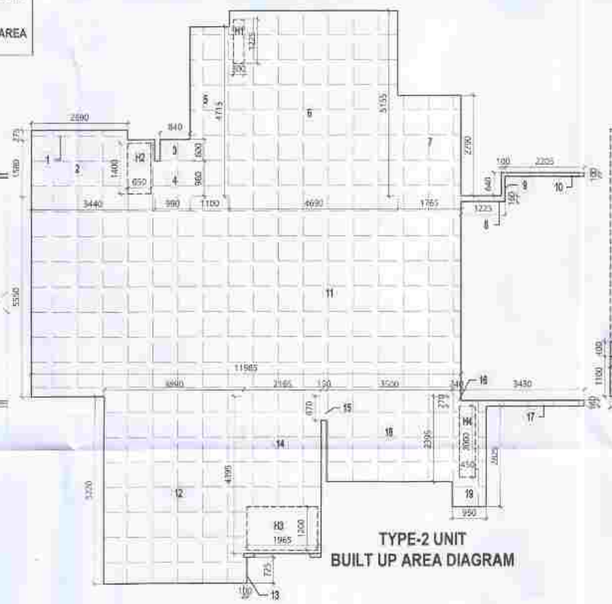

TYPE-2 UNIT
BUILT UP AREA DIAGRAM

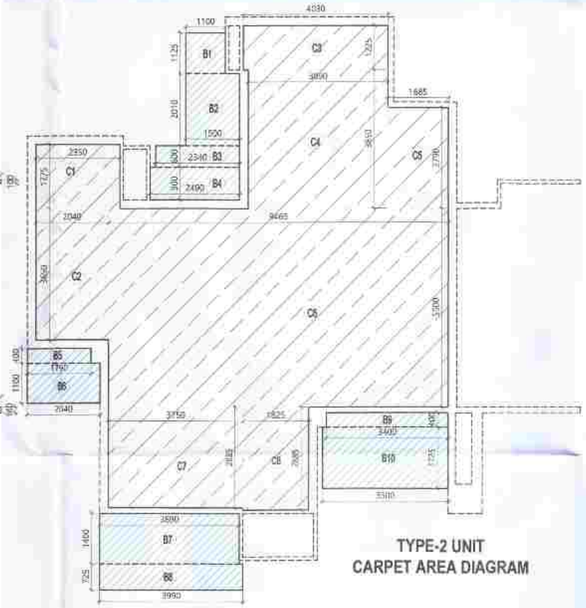

TYPE-2 UNIT
CARPET AREA DIAGRAM

CARPET AREA - TYPE - 1						
S.NO.	PARTICULARS					AREA (SQMT)
CARPET AREA						
C1	2.350	X	1.775		=	4.171
C2	2.640	X	2.866		=	7.566
C3	4.030	X	1.225		=	4.937
C4	3.890	X	3.850		=	14.977
C5	1.685	X	2.790		=	4.701
C6	2.125	X	2.700		=	5.738
C7	13.055	X	5.500		=	71.803
C8	3.750	X	2.825		=	10.594
C9	3.825	X	2.888		=	9.265
C10	1.350	X	0.850		=	0.810
TOTAL CARPET AREA					=	128.191
BALCONY AREA - TYPE - 1						
B1	1.100	X	1.125		=	1.238
B2	1.500	X	2.010		=	3.015
B3	2.340	X	0.600		=	1.404
B4	2.490	X	0.900		=	2.241
B5	1.750	X	0.400		=	0.700
B6	2.040	X	1.100		=	2.244
B7	3.990	X	1.400		=	5.586
B8	3.990	X	0.725		=	2.893
B9	5.540	X	0.500		=	2.770
B10	5.540	X	1.725		=	9.559
B11	0.100	X	0.985		=	0.098
TOTAL BALCONY AREA					=	31.160
TOTAL UNIT AREA - TYPE - 1						
1	2.665	X	0.275		=	0.732
2	3.443	X	1.580		=	5.439
3	0.943	X	0.900		=	0.924
4	0.990	X	0.960		=	0.950
5	1.100	X	4.715		=	5.187
6	4.988	X	5.195		=	24.177
7	1.795	X	2.790		=	4.924
8	2.355	X	0.640		=	1.475
9	10.415	X	6.360		=	66.853
10	3.880	X	5.220		=	20.304
11	3.100	X	0.725		=	2.072
12	2.165	X	4.365		=	9.615
13	0.150	X	0.670		=	0.101
14	6.640	X	2.395		=	15.894
15	1.430	X	0.810		=	1.159
16	0.100	X	2.110		=	0.211
17	0.100	X	0.185		=	0.019
18	1.430	X	0.100		=	0.143
TOTAL UNIT AREA (A)					=	173.898
SUBTRACTION						
H1	0.300	X	1.225		=	0.368
H2	0.650	X	1.400		=	0.910
H3	1.965	X	1.200		=	2.359
TOTAL AREA (B)					=	3.638
TOTAL UNIT BUILT-UP AREA = C (A - B)					=	170.262

CARPET AREA - TYPE - 2						
S.NO.	PARTICULARS					AREA (SQMT)
CARPET AREA						
C1	2.350	X	1.775		=	4.171
C2	2.640	X	2.866		=	7.566
C3	4.030	X	1.225		=	4.937
C4	3.890	X	3.850		=	14.977
C5	1.685	X	2.790		=	4.701
C6	2.125	X	4.500		=	9.563
C7	3.750	X	2.825		=	10.594
C8	3.825	X	2.888		=	9.265
C9	1.825	X	2.888		=	5.269
TOTAL CARPET AREA					=	104.143
BALCONY AREA - TYPE - 2						
B1	1.100	X	1.125		=	1.238
B2	1.500	X	2.010		=	3.015
B3	2.340	X	0.600		=	1.404
B4	2.490	X	0.900		=	2.241
B5	1.750	X	0.400		=	0.700
B6	2.040	X	1.100		=	2.244
B7	3.990	X	1.400		=	5.586
B8	3.990	X	0.725		=	2.893
B9	3.400	X	0.400		=	1.360
B10	3.400	X	1.725		=	5.858
TOTAL BALCONY AREA					=	26.594
TOTAL UNIT AREA - TYPE - 2						
1	2.665	X	0.275		=	0.732
2	3.440	X	1.580		=	5.435
3	0.940	X	0.900		=	0.924
4	0.990	X	0.960		=	0.950
5	1.100	X	4.715		=	5.187
6	4.990	X	5.195		=	24.177
7	1.795	X	2.790		=	4.924
8	1.225	X	0.150		=	0.184
9	0.150	X	0.640		=	0.096
10	2.205	X	0.150		=	0.331
11	11.985	X	5.500		=	65.917
12	5.220	X	3.900		=	20.358
13	0.100	X	0.725		=	0.073
14	4.395	X	2.185		=	9.603
15	0.150	X	0.670		=	0.101
16	0.240	X	0.270		=	0.065
17	0.380	X	1.430		=	0.543
18	1.500	X	2.395		=	3.593
19	0.950	X	2.625		=	2.494
TOTAL UNIT AREA (A)					=	150.608
SUBTRACTION						
H1	0.300	X	1.225		=	0.368
H2	0.650	X	1.400		=	0.910
H3	1.965	X	1.200		=	2.359
H4	0.450	X	2.000		=	0.900
TOTAL AREA (B)					=	4.536
TOTAL UNIT BUILT-UP AREA = C (A - B)					=	146.073

OWNER SIGN

THREE C HOMES PVT. LTD.
Authorised Signatory

ARCHITECT SIGN

VISHAL SHARMA
CONFLUENCE
NEW DELHI

Yamuna Expressway Industrial Development Authority
APPROVED
Vide Letter No. YEA/PLAN/ 737/24 Dated 11-12-2024
Valid Upto Date 5 Years
Manager (Plan)
Dy. Manager (Plan & Appr.)
Dy. Chief Town Planner

NOTE:- 13TH FLOOR IS OMITTED AND MARKED AS 12TH (A) FLOOR

OWNER

M/S THREE C HOMES PVT. LTD.

SUBMISSION DRAWING

KEY PLAN

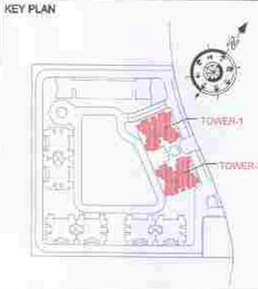

PROJECT

PROPOSED GROUP HOUSING AT PLOT NO. GH-01 IN PLOT NO. TS - 01, SECTOR 22-A, YAMUNA EXPRESSWAY, (U.P.) FOR M/S THREE C HOMES PVT. LTD.

DATE	PROJECT INCH.	CHECKED BY
13 - 11 -2024	BALRAJ SINGH	BIPIN CHAND
SCALE	DEALT BY	APPROVED BY
1:100	SHANKY GARG	VISHAL SHARMA

DRAWING TITLE

UNITS CARPET AREA

TOWER-1 & 2

ARCHITECTS

Confluence
NEW DELHI , INDIA

F-1, FIRST FLOOR, MIRA CORPORATE SUITES, ISHWAR NAGAR, NEW DELHI 110065

Ph- +91-11-26915684 ccs@inconfluence.com
Ph- +91-11-40564768 www.inconfluence.com
architectures urban design hospitality interiors

Member of IUBC
ISO - 9001 : 2000

DRAWING NO. S-39

REVISION

TYPE-1 UNIT (3BHK+3T)

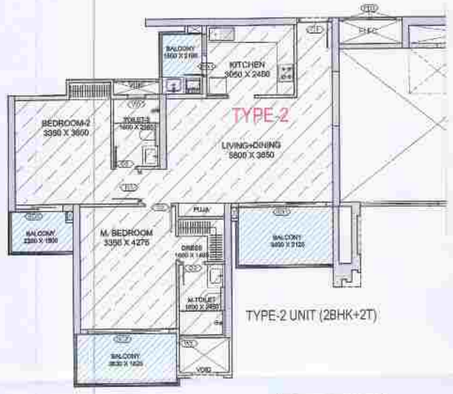

TYPE-2 UNIT (2BHK+2T)

TYPE-3 UNIT (3BHK+3T)

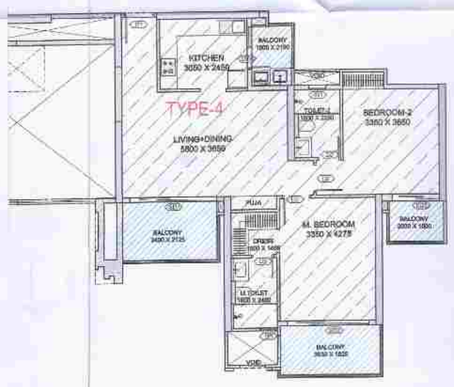

TYPE-4 UNIT (2BHK+2T)

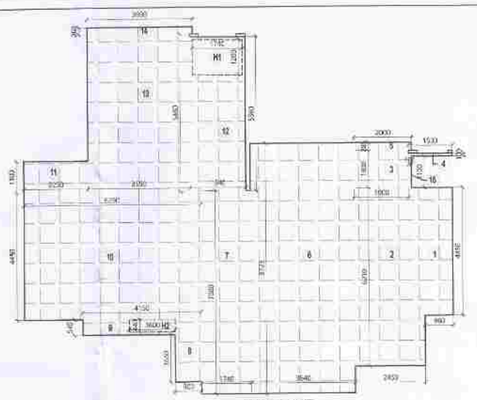

TYPE-1 UNIT
BUILT UP AREA DIAGRAM

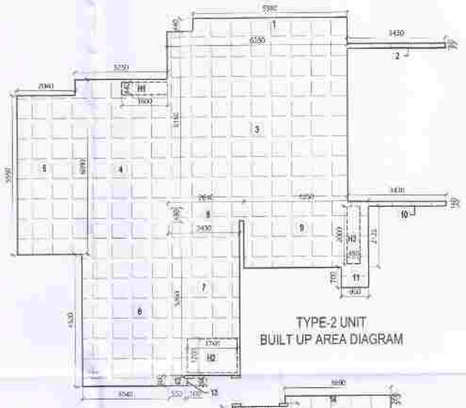

TYPE-2 UNIT
BUILT UP AREA DIAGRAM

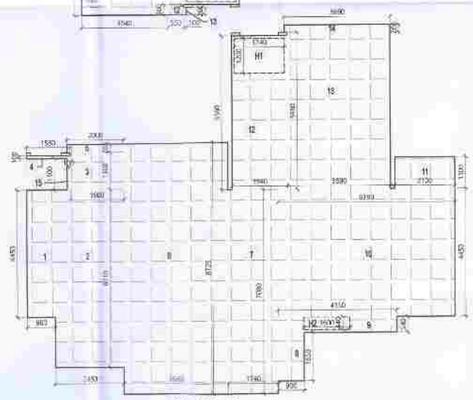

TYPE-3 UNIT
BUILT UP AREA DIAGRAM

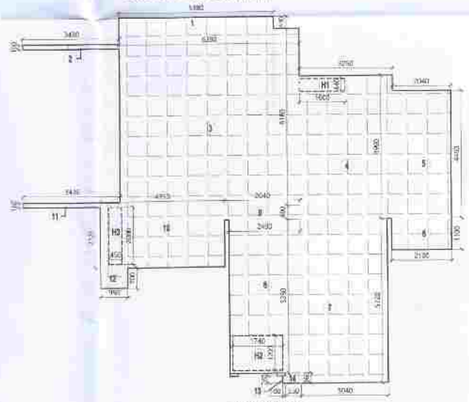

TYPE-4 UNIT
BUILT UP AREA DIAGRAM

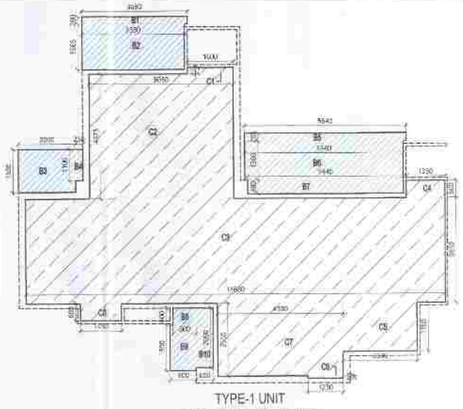

TYPE-1 UNIT
CARPET AREA DIAGRAM

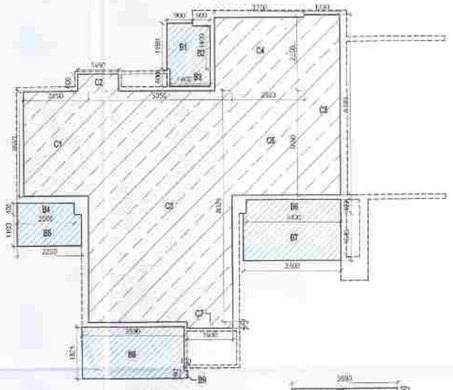

TYPE-2 UNIT
CARPET AREA DIAGRAM

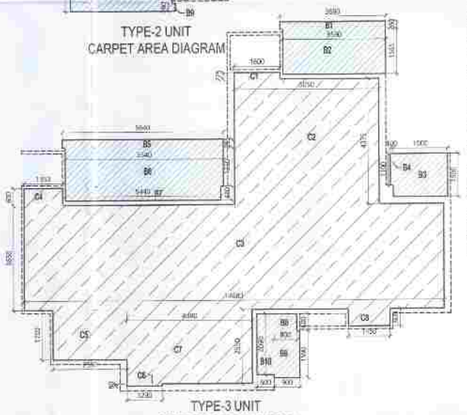

TYPE-3 UNIT
CARPET AREA DIAGRAM

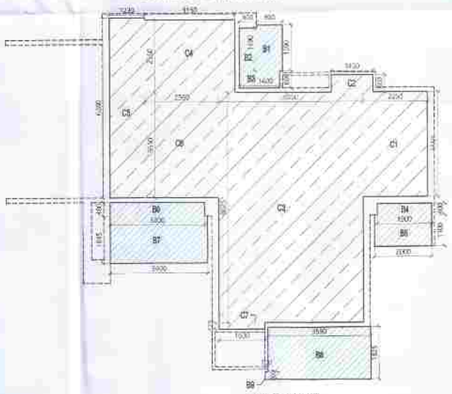

TYPE-4 UNIT
CARPET AREA DIAGRAM

LEGENDS

- CARPET AREA
- BUILT UP AREA
- BALCONY AREA

CARPET AREA - TYPE - 1						
S.NO.	PARTICULARS					AREA (SQMT)
CARPET AREA						
C1	1.820	X	4.225		=	7.689
C2	5.225	X	4.375		=	22.854
C3	14.600	X	3.600		=	52.562
C4	1.350	X	4.600		=	6.210
C5	2.050	X	1.700		=	4.485
C6	1.225	X	4.800		=	5.884
C7	4.350	X	2.550		=	11.093
C8	1.450	X	1.450		=	2.102
TOTAL CARPET AREA					=	93.288
BALCONY AREA - TYPE - 1						
B1	1.550	X	0.200		=	0.310
B2	1.750	X	1.350		=	2.363
B3	4.900	X	1.100		=	5.390
B4	3.750	X	1.100		=	4.125
B5	3.450	X	0.750		=	2.588
B6	5.340	X	1.250		=	6.675
B7	5.100	X	0.450		=	2.295
B8	3.300	X	0.800		=	2.640
B9	3.100	X	1.000		=	3.100
B10	3.000	X	0.800		=	2.400
TOTAL BALCONY AREA					=	24.777
TOTAL UNIT AREA - TYPE - 1						
1	5.350	X	4.600		=	24.610
2	2.850	X	6.700		=	19.095
3	1.900	X	1.300		=	2.470
4	1.550	X	3.100		=	4.805
5	2.950	X	5.100		=	15.045
6	2.950	X	5.200		=	15.340
7	3.400	X	3.750		=	12.750
8	1.750	X	7.900		=	13.825
9	6.900	X	1.900		=	13.110
10	4.150	X	3.500		=	14.525
11	2.350	X	1.100		=	2.585
12	1.350	X	3.400		=	4.590
13	1.350	X	3.400		=	4.590
14	3.250	X	1.100		=	3.575
15	2.350	X	1.100		=	2.585
TOTAL UNIT AREA (A)					=	131.882
SUBTRACTION						
(1)	1.750	X	1.200		=	2.100
(2)	1.800	X	0.440		=	0.792
TOTAL AREA (B)					=	2.792
TOTAL UNIT BUILT-UP AREA = C (A - B)					=	129.070

CARPET AREA - TYPE - 3						
S.NO.	PARTICULARS					AREA (SQMT)
CARPET AREA						
C1	1.800	X	5.225		=	9.405
C2	5.025	X	4.575		=	22.984
C3	14.600	X	3.625		=	53.885
C4	1.250	X	5.075		=	6.344
C5	2.550	X	1.700		=	4.335
C6	1.200	X	3.550		=	4.260
C7	4.350	X	2.550		=	11.093
C8	1.450	X	0.800		=	1.160
TOTAL CARPET AREA					=	93.396
BALCONY AREA - TYPE - 3						
B1	2.150	X	0.350		=	0.753
B2	1.750	X	1.350		=	2.363
B3	1.900	X	1.100		=	2.090
B4	0.950	X	1.100		=	1.045
B5	5.640	X	0.550		=	3.102
B6	5.040	X	1.100		=	5.544
B7	5.440	X	0.550		=	2.992
B8	0.900	X	0.900		=	0.810
B9	0.900	X	1.300		=	1.170
B10	0.900	X	1.300		=	1.170
TOTAL BALCONY AREA					=	24.458
TOTAL UNIT AREA - TYPE - 3						
1	5.350	X	4.600		=	24.610
2	2.850	X	6.700		=	19.095
3	1.900	X	1.300		=	2.470
4	1.550	X	3.100		=	4.805
5	2.950	X	5.200		=	15.340
6	3.150	X	5.750		=	18.113
7	3.150	X	7.900		=	24.885
8	0.900	X	1.650		=	1.485
9	4.150	X	0.550		=	2.283
10	4.150	X	4.650		=	19.298
11	2.100	X	1.100		=	2.310
12	1.350	X	3.400		=	4.590
13	1.350	X	3.400		=	4.590
14	3.250	X	1.100		=	3.575
15	2.350	X	1.100		=	2.585
TOTAL UNIT AREA (A)					=	131.487
SUBTRACTION						
(1)	1.750	X	1.200		=	2.100
(2)	1.800	X	0.440		=	0.792
TOTAL AREA (B)					=	2.792
TOTAL UNIT BUILT-UP AREA = C (A - B)					=	128.695

CARPET AREA - TYPE - 2						
S.NO.	PARTICULARS					AREA (SQMT)
CARPET AREA						
C1	2.250	X	3.600		=	8.010
C2	1.450	X	0.800		=	1.160
C3	5.600	X	0.625		=	10.500
C4	2.150	X	2.550		=	5.483
C5	1.250	X	6.250		=	7.813
C6	2.950	X	2.850		=	8.408
C7	1.600	X	0.625		=	1.000
TOTAL CARPET AREA					=	72.070
BALCONY AREA - TYPE - 2						
B1	0.925	X	1.550		=	1.434
B2	0.800	X	1.400		=	1.120
B3	1.400	X	0.600		=	0.840
B4	2.000	X	0.400		=	0.800
B5	2.150	X	1.100		=	2.365
B6	3.150	X	0.450		=	1.418
B7	3.400	X	1.650		=	5.610
B8	3.350	X	1.650		=	5.528
B9	2.100	X	0.550		=	1.155
TOTAL BALCONY AREA					=	20.195
TOTAL UNIT AREA - TYPE - 2						
1	5.350	X	3.600		=	19.260
2	3.450	X	8.150		=	28.093
3	3.350	X	5.100		=	17.085
4	3.350	X	6.000		=	20.100
5	3.850	X	5.150		=	19.828
6	3.850	X	4.150		=	15.978
7	2.450	X	5.350		=	13.108
8	2.950	X	5.850		=	17.258
9	4.350	X	2.125		=	9.244
10	3.450	X	0.850		=	2.933
11	0.650	X	0.750		=	0.488
12	2.550	X	0.350		=	0.893
13	0.150	X	0.250		=	0.038
TOTAL UNIT AREA (A)					=	163.005
SUBTRACTION						
(1)	1.150	X	2.440		=	2.806
(2)	2.750	X	1.250		=	3.438
(3)	0.150	X	0.250		=	0.038
TOTAL AREA (B)					=	6.282
TOTAL UNIT BUILT-UP AREA = C (A - B)					=	156.723

CARPET AREA - TYPE - 4						
S.NO.	PARTICULARS					AREA (SQMT)
CARPET AREA						
C1	2.250	X	3.600		=	8.010
C2	1.450	X	0.800		=	1.160
C3	5.250	X	3.625		=	19.031
C4	2.150	X	2.550		=	5.483
C5	1.250	X	6.250		=	7.813
C6	2.950	X	2.850		=	8.408
C7	1.600	X	0.625		=	1.000
TOTAL CARPET AREA					=	70.905
BALCONY AREA - TYPE - 4						
B1	0.900	X	1.550		=	1.395
B2	0.800	X	1.400		=	1.120
B3	1.400	X	0.600		=	0.840
B4	1.000	X	0.400		=	0.400
B5	2.000	X	1.100		=	2.200
B6	2.350	X	0.400		=	0.940
B7	2.400	X	1.650		=	3.960
B8	0.350	X	1.650		=	0.578
B9	2.100	X	0.350		=	0.735
TOTAL BALCONY AREA					=	10.580
TOTAL UNIT AREA - TYPE - 4						
1	5.350	X	3.600		=	19.260
2	3.450	X	8.150		=	28.093
3	3.350	X	5.100		=	17.085
4	3.350	X	6.000		=	20.100
5	3.850	X	5.150		=	19.828
6	3.850	X	4.150		=	15.978
7	2.450	X	5.350		=	13.108
8	2.950	X	5.850		=	17.258
9	2.650	X	3.400		=	9.010
10	4.350	X	2.125		=	9.244
11	3.450	X	0.850		=	2.933
12	0.650	X	0.750		=	0.488
13	2.550	X	0.350		=	0.893
14	0.150	X	0.250		=	0.038
TOTAL UNIT AREA (A)					=	171.899
SUBTRACTION						
(1)	1.150	X	2.440		=	2.806
(2)	1.750	X	1.250		=	2.188
(3)	0.150	X	0.250		=	0.038
TOTAL AREA (B)					=	5.032
TOTAL UNIT BUILT-UP AREA = C (A - B)					=	166.866

OWNER SIGN

THREE C HOMES PVT. LTD.
Authorised Signatory

ARCHITECT SIGN

NOTE:- 13TH FLOOR IS OMITTED AND MARKED AS 12TH (A) FLOOR

OWNER

M/S THREE C HOMES PVT. LTD.

SUBMISSION DRAWING

KEY PLAN

PROJECT

PROPOSED GROUP HOUSING AT PLOT NO. GH-01 IN PLOT NO. TS - 01, SECTOR 22-A, YAMUNA EXPRESSWAY, (U.P.) FOR M/S THREE C HOMES PVT. LTD.

DATE	PROJECT INCH.	CHECKED BY
13 - 11 -2024	BALRAJ SINGH	BIPIN CHAND
SCALE	DEALT BY	APPROVED BY
1:100	SHANKY GARG	VISHAL SHARMA

DRAWING TITLE

UNITS CARPET AREA

TOWER - 5 TO 8

ARCHITECTS

Confluence
NEW DELHI , INDIA

F-1, FIRST FLOOR, MIRA CORPORATE SUITES, ISHWAR NAGAR, NEW DELHI 110065

Ph- +91-11-26925684 cos@inconfluence.com
Ph- +91-11-40584768 www.inconfluence.com
architecture urban design hospitality interiors
Member of : IGBC
ISO - 9001 : 2000

DRAWING NO. S-40

REVISION

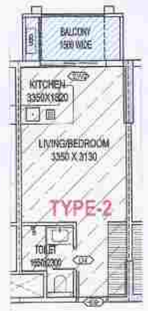

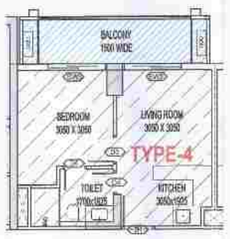

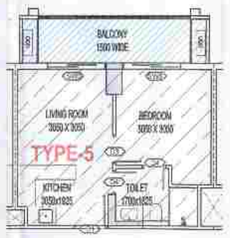

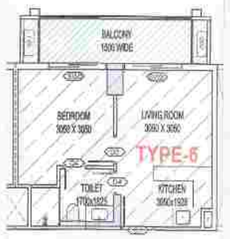

TYPE-1 UNIT BUILT UP AREA DIAGRAM

TYPE-2 UNIT BUILT UP AREA DIAGRAM

TYPE-3 UNIT BUILT UP AREA DIAGRAM

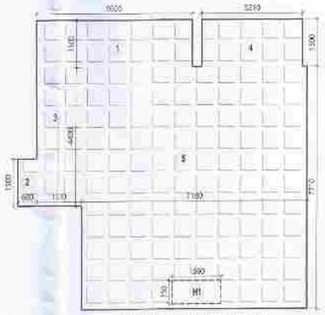

TYPE-10 UNIT BUILT UP AREA DIAGRAM

TYPE-4 UNIT BUILT UP AREA DIAGRAM

TYPE-5 UNIT BUILT UP AREA DIAGRAM

TYPE-6 UNIT BUILT UP AREA DIAGRAM

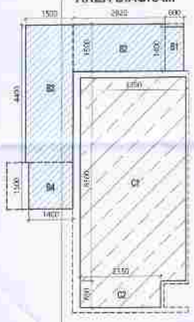

TYPE-1 UNIT CARPET AREA DIAGRAM

TYPE-2 UNIT CARPET AREA DIAGRAM



TYPE-3 UNIT CARPET AREA DIAGRAM

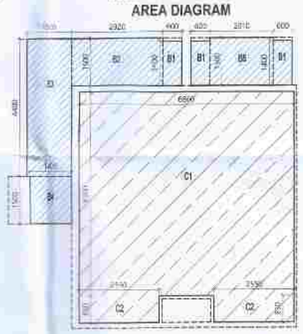

TYPE-10 UNIT CARPET AREA DIAGRAM

TYPE-4 UNIT CARPET AREA DIAGRAM

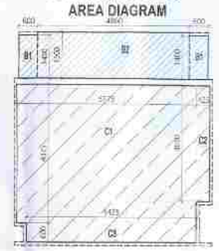

TYPE-5 UNIT CARPET AREA DIAGRAM

TYPE-6 UNIT CARPET AREA DIAGRAM

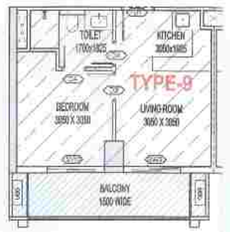



TYPE-7 UNIT BUILT UP AREA DIAGRAM

TYPE-8 UNIT BUILT UP AREA DIAGRAM

TYPE-9 UNIT BUILT UP AREA DIAGRAM

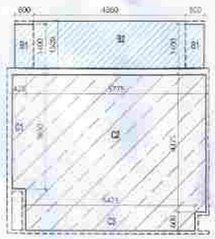

TYPE-7 UNIT CARPET AREA DIAGRAM

TYPE-8 UNIT CARPET AREA DIAGRAM

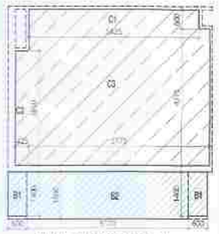

TYPE-9 UNIT CARPET AREA DIAGRAM

CARPET AREA - TYPE - 1

S.NO.	PARTICULARS						AREA (SQMT)
CARPET AREA							
C1	3.350	X	6.500			=	21.775
C2	2.660	X	0.850			=	2.168
TOTAL CARPET AREA						=	23.943
BALCONY AREA - TYPE -1							
B1	1.400	X	1.800			=	2.520
B2	1.600	X	4.400			=	7.040
B3	2.920	X	1.500			=	4.380
B4	0.600	X	1.400			=	0.840
TOTAL BALCONY AREA						=	13.920
TOTAL UNIT AREA - TYPE - 1							
1	6.000	X	1.300			=	7.800
2	0.600	X	1.300			=	0.780
3	1.500	X	4.400			=	6.600
4	3.870	X	6.600			=	24.642
5	2.800	X	0.970			=	2.716
6	0.750	X	0.160			=	0.120
TOTAL UNIT AREA (A)						=	42.741
TOTAL UNIT BUILT-UP AREA (C)						=	42.741

CARPET AREA - TYPE - 2

S.NO.	PARTICULARS						AREA (SQMT)
CARPET AREA							
C1	3.350	X	6.500			=	21.775
C2	2.660	X	0.850			=	2.168
TOTAL CARPET AREA						=	23.943
BALCONY AREA - TYPE - 2							
B1	0.600	X	1.400			=	0.840
B2	2.010	X	1.800			=	3.618
B3	0.600	X	1.400			=	0.840
TOTAL BALCONY AREA						=	4.695
TOTAL UNIT AREA - TYPE - 2							
1	2.210	X	1.300			=	4.716
2	2.810	X	8.800			=	24.728
3	2.760	X	0.910			=	2.512
4	2.150	X	2.150			=	4.625
TOTAL UNIT AREA (A)						=	31.292
TOTAL UNIT BUILT-UP AREA (C)						=	31.292

CARPET AREA - TYPE - 3

S.NO.	PARTICULARS						AREA (SQMT)
CARPET AREA							
C1	3.350	X	6.500			=	21.775
C2	2.660	X	0.850			=	2.168
TOTAL CARPET AREA						=	23.943
BALCONY AREA - TYPE - 3							
B1	0.800	X	1.400			=	1.120
B2	2.200	X	1.900			=	4.180
TOTAL BALCONY AREA						=	5.300
TOTAL UNIT AREA - TYPE - 3							
1	3.520	X	1.500			=	5.280
2	3.670	X	6.400			=	24.688
3	2.890	X	0.810			=	2.340
4	0.750	X	0.160			=	0.120
TOTAL UNIT AREA (A)						=	32.991
TOTAL UNIT BUILT-UP AREA (C)						=	32.991

CARPET AREA - TYPE - 10

S.NO.	PARTICULARS						AREA (SQMT)
CARPET AREA							
C1	6.850	X	6.500			=	44.525
C2	2.550	X	0.850	X	2.000	=	4.335
TOTAL CARPET AREA						=	48.925
BALCONY AREA - TYPE - 10							
B1	0.900	X	1.400	X	3.000	=	3.780
B2	2.305	X	1.800			=	4.149
B3	1.300	X	4.800			=	6.240
B4	1.400	X	1.500			=	2.100
B5	2.010	X	1.800			=	3.618
TOTAL BALCONY AREA						=	19.885
TOTAL UNIT AREA - TYPE - 10							
1	5.100	X	1.500			=	7.650
2	0.800	X	1.300			=	0.900
3	1.500	X	4.400			=	6.600
4	3.210	X	1.500			=	4.815
5	7.160	X	7.110			=	50.908
TOTAL UNIT AREA (A)						=	75.203
SUBTRACTION							
H1	1.500	X	0.750			=	1.125
TOTAL AREA (B)						=	1.125
TOTAL UNIT BUILT-UP AREA = C (A - B)						=	74.033

LEGENDS

- CARPET AREA
- BUILT UP AREA
- BALCONY AREA

CARPET AREA - TYPE - 4

S.NO.	PARTICULARS						AREA (SQMT)
CARPET AREA							
C1	3.420	X	3.850			=	13.167
C2	5.775	X	4.375			=	25.256
C3	3.425	X	0.800			=	2.740
TOTAL CARPET AREA						=	39.072
BALCONY AREA - TYPE - 4							
B1	0.900	X	1.400	X	2.000	=	1.680
B2	4.860	X	1.500			=	7.290
TOTAL BALCONY AREA						=	8.970
TOTAL UNIT AREA - TYPE - 4							
1	6.000	X	1.500			=	9.000
2	4.160	X	5.275			=	22.052
3	0.330	X	4.675			=	1.543
4	0.330	X	0.900			=	0.297
TOTAL UNIT AREA (A)						=	43.318
SUBTRACTION							
H1	0.320	X	1.225			=	0.392
TOTAL UNIT BUILT-UP AREA (C)						=	42.926

CARPET AREA - TYPE - 5

S.NO.	PARTICULARS						AREA (SQMT)
CARPET AREA							
C1	3.775	X	4.375			=	25.256
C2	3.425	X	3.850			=	13.167
C3	3.425	X	0.800			=	2.740
TOTAL CARPET AREA						=	39.072
BALCONY AREA - TYPE - 5							
B1	0.900	X	1.400	X	2.000	=	1.680
B2	4.860	X	1.500			=	7.290
TOTAL BALCONY AREA						=	8.970
TOTAL UNIT AREA - TYPE - 5							
1	6.000	X	1.500			=	9.000
2	4.675	X	0.330			=	1.543
3	5.625	X	5.275			=	29.672
4	3.960	X	0.900			=	3.564
5	0.330	X	0.900			=	0.297
6	0.825	X	0.900			=	0.743
TOTAL UNIT AREA (A)						=	41.978
TOTAL UNIT BUILT-UP AREA (C)						=	41.978

CARPET AREA - TYPE - 6

S.NO.	PARTICULARS						AREA (SQMT)
CARPET AREA							
C1	3.425	X	3.850			=	13.181
C2	5.775	X	4.375			=	25.256
C3	3.425	X	0.800			=	2.740
TOTAL CARPET AREA						=	39.072
BALCONY AREA - TYPE - 6							
B1	0.900	X	1.400	X	2.000	=	1.680
B2	4.860	X	1.500			=	7.290
TOTAL BALCONY AREA						=	8.970
TOTAL UNIT AREA - TYPE - 6							
1	6.000	X	1.500			=	9.000
2	0.400	X	3.850			=	1.540
3	6.225	X	5.275			=	31.835
4	0.100	X	0.100			=	0.041
TOTAL UNIT AREA (A)						=	42.565
SUBTRACTION							
H1	0.250	X	0.500			=	0.125
TOTAL AREA (B)						=	0.125
TOTAL UNIT BUILT-UP AREA (C)=(A-B)						=	42.440

CARPET AREA - TYPE - 7

S.NO.	PARTICULARS						AREA (SQMT)
CARPET AREA							
C1	3.420	X	3.850			=	13.167
C2	5.775	X	4.375			=	25.256
C3	3.425	X	0.800			=	2.740
TOTAL CARPET AREA						=	39.072
BALCONY AREA - TYPE - 7							
B1	0.900	X	1.400	X	2.000	=	1.680
B2	4.860	X	1.500			=	7.290
TOTAL BALCONY AREA						=	8.970
TOTAL UNIT AREA - TYPE - 7							
1	6.000	X	1.500			=	9.000
2	6.112	X	5.775			=	35.290
3	0.330	X	4.675			=	1.543
4	0.330	X	0.900			=	0.297
TOTAL UNIT AREA (A)						=	46.130
SUBTRACTION							
H1	0.320	X	1.225			=	0.392
TOTAL AREA (B)						=	0.392
TOTAL UNIT BUILT-UP AREA (C)=(A-B)						=	45.738

CARPET AREA - TYPE - 8

S.NO.	PARTICULARS						AREA (SQMT)
CARPET AREA							
C1	3.420	X	3.850			=	13.167
C2	5.775	X	4.375			=	25.256
C3	3.425	X	0.800			=	2.740
TOTAL CARPET AREA						=	39.072
BALCONY AREA - TYPE - 8							
B1	0.900	X	1.400	X	2.000	=	1.680
B2	4.860	X	1.500			=	7.290
TOTAL BALCONY AREA						=	8.970
TOTAL UNIT AREA - TYPE - 8							
1	6.000	X	1.500			=	9.000
2	6.600	X	5.275			=	34.815
TOTAL UNIT AREA (A)						=	43.815
SUBTRACTION							
H1	0.320	X	1.225			=	0.392
H2	0.250	X	0.500			=	0.125
TOTAL AREA (B)						=	0.523
TOTAL UNIT BUILT-UP AREA (C)=(A-B)						=	43.292

CARPET AREA - TYPE - 9

S.NO.	PARTICULARS						AREA (SQMT)
CARPET AREA							
C1	3.425	X	1.000			=	3.250
C2	0.425	X	3.850			=	1.637
C3	5.775	X	4.375			=	25.256
TOTAL CARPET AREA						=	30.072
BALCONY AREA - TYPE - 9							
B1	0.800	X	1.400	X	2.000	=	1.680
B2	5.170	X	1.500			=	7.755
TOTAL BALCONY AREA						=	9.435
TOTAL UNIT AREA - TYPE - 9							
1	6.570	X	1.500			=	9.855
2	6.160	X	5.275			=	32.482
3	0.330	X	4.675			=	1.543
4	0.330	X	0.900			=	0.297
TOTAL UNIT AREA (A)						=	43.783
SUBTRACTION							
H1	0.320	X	1.225			=	0.392
TOTAL AREA (B)						=	0.392
TOTAL UNIT BUILT-UP AREA (C)=(A-B)						=	43.391

OWNER SIGN

THREE C HOMES Pvt Ltd.
Authorised Signatory

ARCHITECT SIGN

Yamuna Expressway Industrial Development Authority
APPROVED
Vide Letter No. YEA/PLNG/2-83/20 Date 11-12-24
Valid Upto Date 5 Years 5-4-18
Manager (Arch) — Gen. Manager (Plng. & Arch)
Drawing Manager

NOTE:-
MECHANICAL VENTILATION IN KITCHEN SHALL BE PROVIDED WHEREVER REQUIRED.

NOTE:- 13TH FLOOR IS OMITTED AND MARKED AS 12TH (A) FLOOR

OWNER

M/S THREE C HOMES PVT. LTD.

SUBMISSION DRAWING

KEY PLAN

PROJECT

PROPOSED GROUP HOUSING AT PLOT NO. GH-01 IN PLOT NO. TS - 01, SECTOR 22-A, YAMUNA EXPRESSWAY, (U.P.) FOR M/S THREE C HOMES PVT. LTD.

DATE	PROJECT INCH.	CHECKED BY
09 - 11 -2024	BALRAJ SINGH	BIPIN CHAND
SCALE	DEALT BY	APPROVED BY
1:100	SHANKY GARG	VISHAL SHARMA

DRAWING TITLE

UNITS CARPET AREA

TOWER-9

ARCHITECTS

Confluence
NEW DELHI , INDIA

F-1, FIRST FLOOR, MIRA CORPORATE SUITES, BIKHAR NAGAR, NEW DELHI 110065
Ph- +91-11-26925684 cce@inconfluence.com Member of IGBC
Ph- +91-11-40584788 www.inconfluence.com IGO - 9001 : 2000
architecture urban design hospitality interiors

DRAWING NO. S-41

REVISION