

SITE PLAN

AREA ANALYSIS(C-8,Delta-1)					
TOTAL PLOT AREA				3600	SQ.MTS.
Permissible Set back	FRONT 7.5 MT.	REAR 6 MT	SIDE1 4.5 MT.	SIDE2 4.5 MT.	
Permissible Ground coverage			40% OF Plot Area	1440.00	SQ.MTS.
Proposed Ground coverage				1439.66	SQ.MTS.
Permissible F.A.R.			4.0(400% of plot Area)	14400.00	SQ.MTS.
Proposed F.A.R.				14399.52	SQ.MTS.
TOTAL FAR (FAR+Excess service area)				14423.05	SQ.MTS.
Permissible Service Area (A)			15% of total F.A.R	2160	SQ.MTS.
Proposed Service Area (B)				2183.53	SQ.MTS.
Excess service area (B-A)				23.53	SQ.MTS.

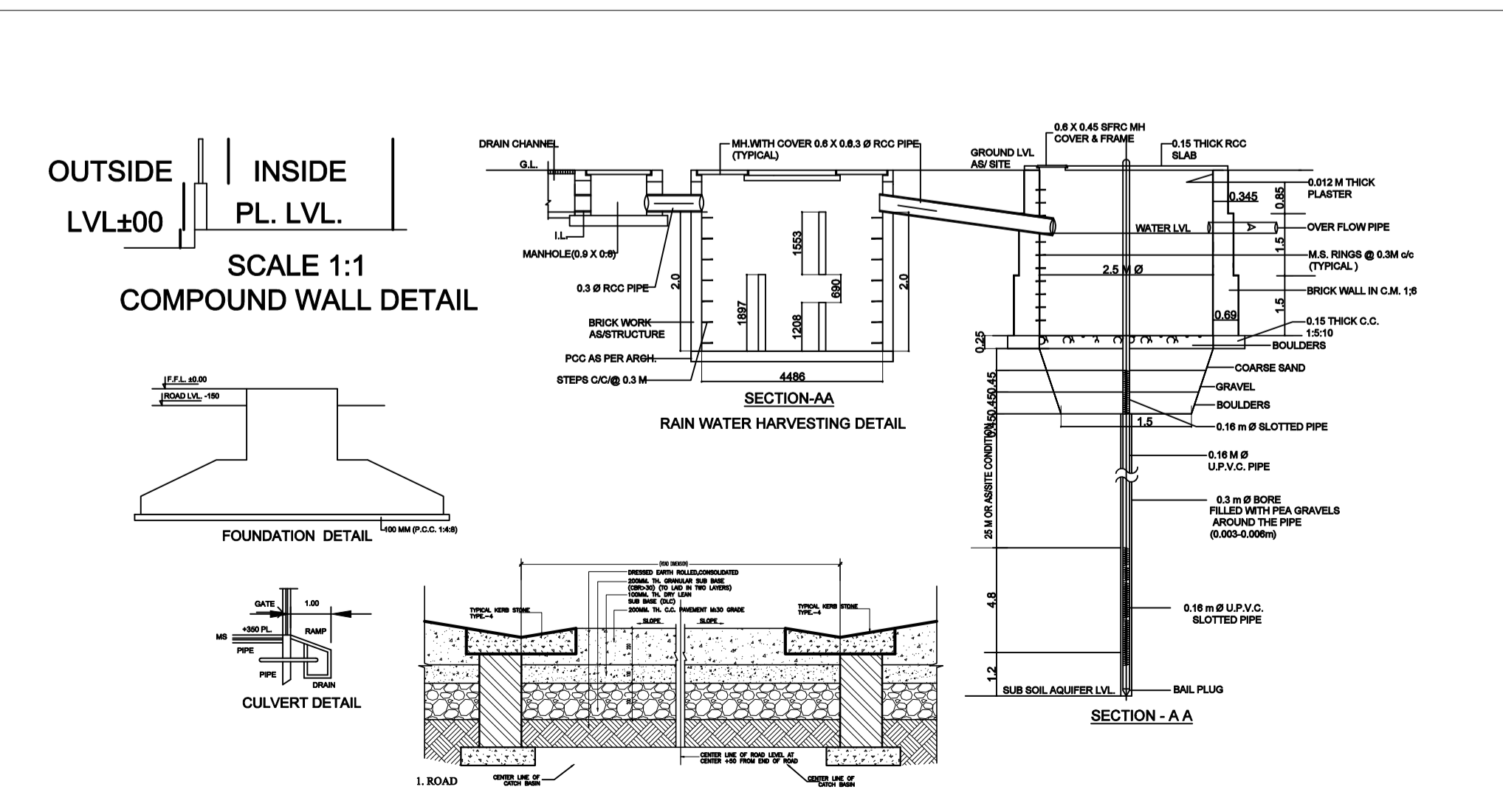
Required parking calculation			
Particulars	Area	space/parking	Parking required
Required parking for commercial area	7368.81	1 for 50 sqm.	147
Required parking for rooms	143 (room)	1 for 2 Rooms	71
Total required parking			218

Proposed parking calculation			
	Area	E.C.S/SQM.	Proposed Parking
Basement-03	2024.71	30	67 cars
Basement-02 (Double stack parking)	1799.49	18	99 cars
Basement-01 (Double stack parking)	985.90	18	54 cars
Total			220 cars

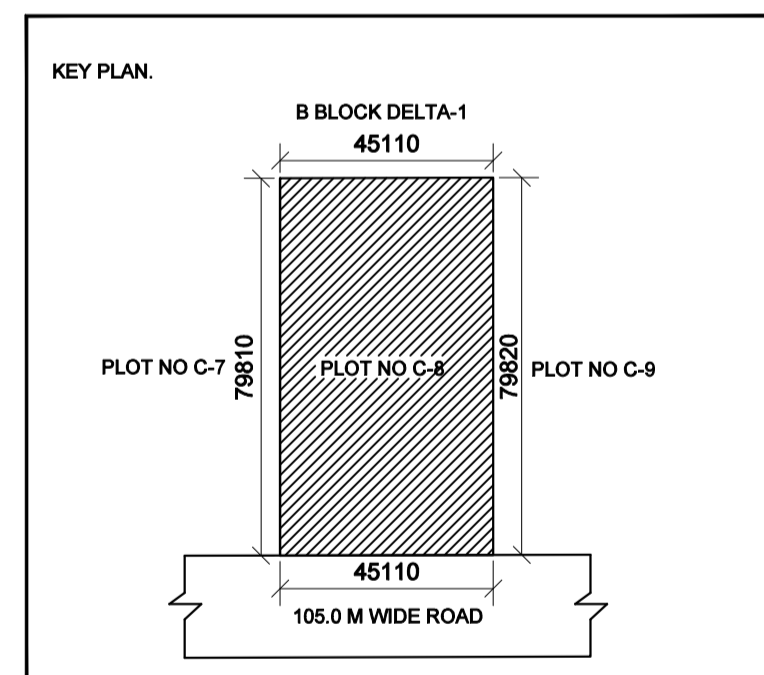
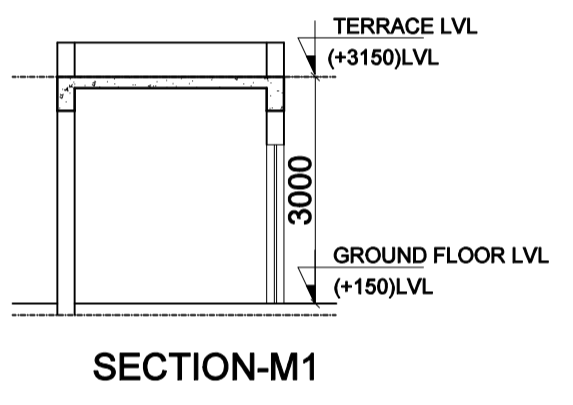
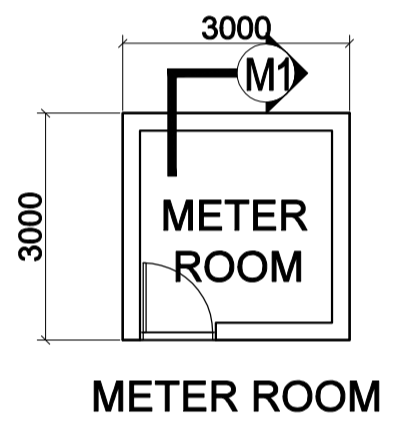
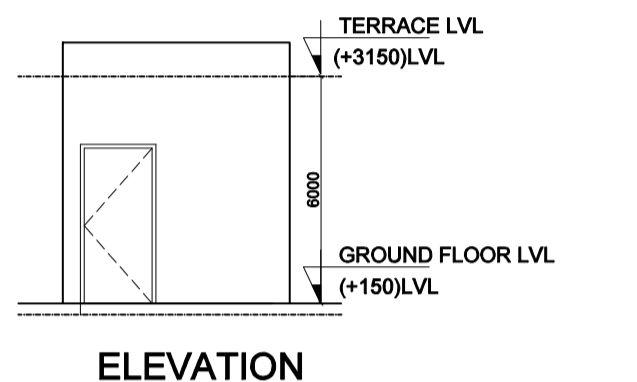
Landscape area calculation		
Open area=plot area-Ground Coverage	2160.34	
Required Landscape Area(25% of open area)	540.08	25% open area
Total proposed landscape Area	562.88	
No of trees required(one tree per 100 Sqm.of open area)	21	Trees
No of tree proposed	25	Trees
Out of 25 trees 15 trees are of evergreen and 10 trees are of sessional		

Builtup Area Calculation			
F.A.R. Areas	15% F.A.R Area	Non F.A.R Area	Total builtup Area
14399.52	2160.00	8345.93	24905.45

Detailed Area chart					
FLOORS	F.A.R (COMMERCIAL)	F.A.R AREA (APARTMENT/ROOMS)	SERVICE AREA	NON FAR AREA	BUILTUP.
BASEMENT -03 FLOOR			93.60	2274.07	2367.67
BASEMENT -02 FLOOR			143.67	2267.41	2411.09
BASEMENT -01 /LOWER GR. FLOOR	891.09		247.06	1597.71	2735.86
GROUND FLOOR	1293.92		91.91	0.00	1385.83
1st FLOOR	1001.87		76.73	0.00	1078.60
2nd FLOOR	1080.04		76.73	0.00	1156.77
3rd FLOOR	1300.69		76.73	0.00	1377.43
4th FLOOR(SERVICE FLOOR)	0.00		0.00	1348.86	1348.86
5th FLOOR	1040.73		76.73	0.00	1117.46
6th FLOOR	751.48		150.93	0.00	902.41
7th FLOOR(SERVICE FLOOR)	0.00		0.00	857.89	857.89
8th FLOOR		731.74	112.58	0.00	844.32
9th FLOOR		730.44	99.42	0.00	829.85
10th FLOOR		730.44	99.42	0.00	829.85
11th FLOOR		731.74	112.58	0.00	844.32
12th FLOOR		730.44	99.42	0.00	829.85
13th FLOOR		730.44	99.42	0.00	829.85
14th FLOOR		731.74	112.58	0.00	844.32
15th FLOOR		730.44	99.42	0.00	829.85
16th FLOOR		730.44	99.42	0.00	829.85
17th FLOOR		429.31	106.46	0.00	535.77
TERRACE (MUMTY)			54.38		54.02
OVERHEAD TANK			54.38		54.02
METER ROOM	9				9.00
TOTAL	7368.81	7007.17	2183.53	8345.93	24905.45



Amit Varma
Digitally signed by Amit Varma
Date: 2025.12.23 17:36:33 +05'30'



Client Sign: HARENDRA A KUMAR VISHWAK ARMA
Digitally signed by HARENDRA KUMAR VISHWAKARMA
Date: 2025.11.13 15:58:51 +05'30'

Architect Sign: KAVI JAIN
Digitally signed by KAVI JAIN
Date: 2025.11.13 15:58:51 +05'30'

Architect: NIRMAN CONSULTANTS
total project management . architecture . planning . interiors

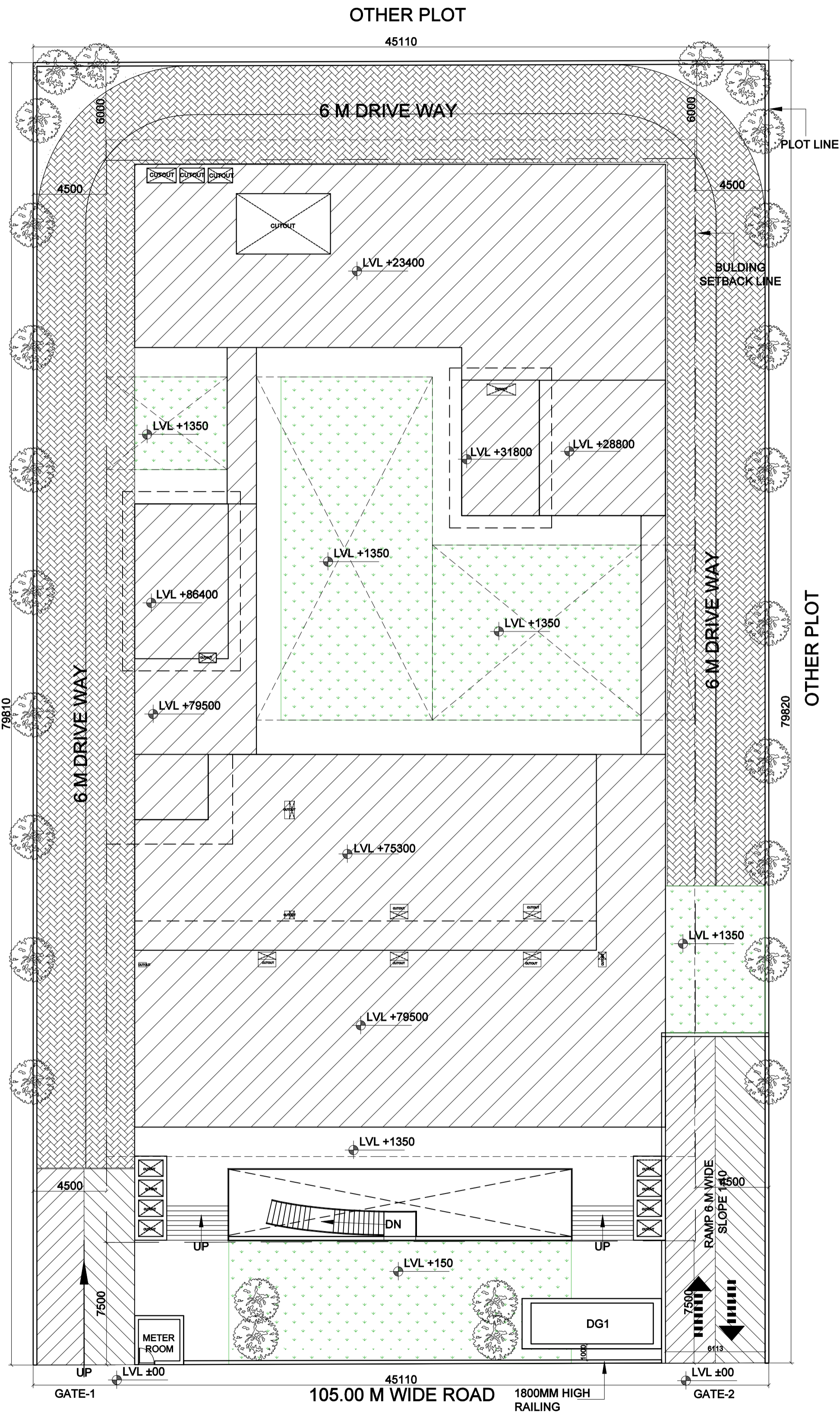
Project: PROPOSED COMMERCIAL PROJECT "LEVANTE METRO WALK" FOR M/s LEVANTE PROJECTS Plot No C-08, Sector-DELTA-1, G. Noida

Type of Drawing: FOR SANCTION

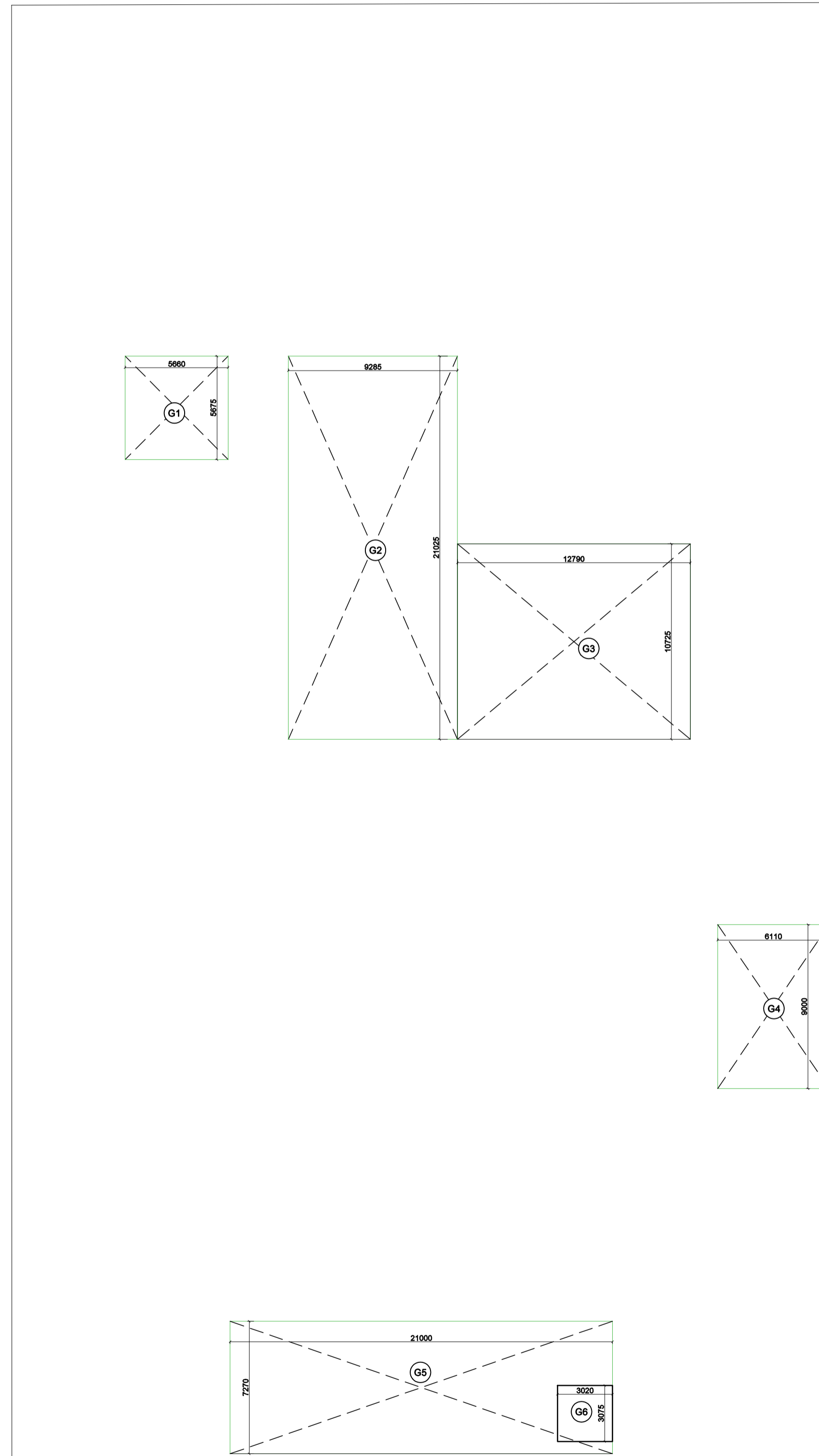
Title: SITE PLAN

Scale: 1:200
Date: 28-10-2025
Project No: .
North: ↑

Drawn: AMAN KUMAR
Sheet Size: A1
File No: .
Drawing No: SB1 OF 25



LANDSCAPE PLAN



GREEN AREA ENVELOPES

GREEN AREA ENVELOPE				
ADDITION AREAS				
S.No.	X	Y	NO	Area
G1	5.66	5.68	1.00	32.12
G2	9.29	21.03	1.00	195.22
G3	12.79	10.73	1.00	137.17
G4	6.11	9.00	1.00	54.99
G5	21	7.27	1.00	152.67
TOTAL ADDITION AREA				572.17
DEDUCTION AREAS				
G6	3.02	3.075	1.00	9.29
TOTAL ADDITION AREA				9.29
TOTAL GREEN AREA				= ADDITION AREA - DEDUCTION AREA
				562.88

Amit Varma
 Digitally signed by Amit Varma
 Date: 2025.12.23 17:36:56 +05'30'

KEY PLAN:

Client Sign:
 HARENDRA KUMAR VISHWAKARMA
 Digitally signed by HARENDRA KUMAR VISHWAKARMA
 Date: 2025.11.13 15:58:51 +05'30'

Architect Sign:
 KAVI JAIN
 Digitally signed by KAVI JAIN
 Date: 2025.12.23 17:36:56 +05'30'

Architect:
 E-136, Okhla Industrial Estate
 Phase-III, New Delhi-110020
 Phone: +91 11 26323045
 Tel/Fax: +91 11 41002044
 e-mail: info@nirman.com
 website: www.nirman.com

NIRMAN CONSULTANTS
 total project management · architecture · planning · interiors

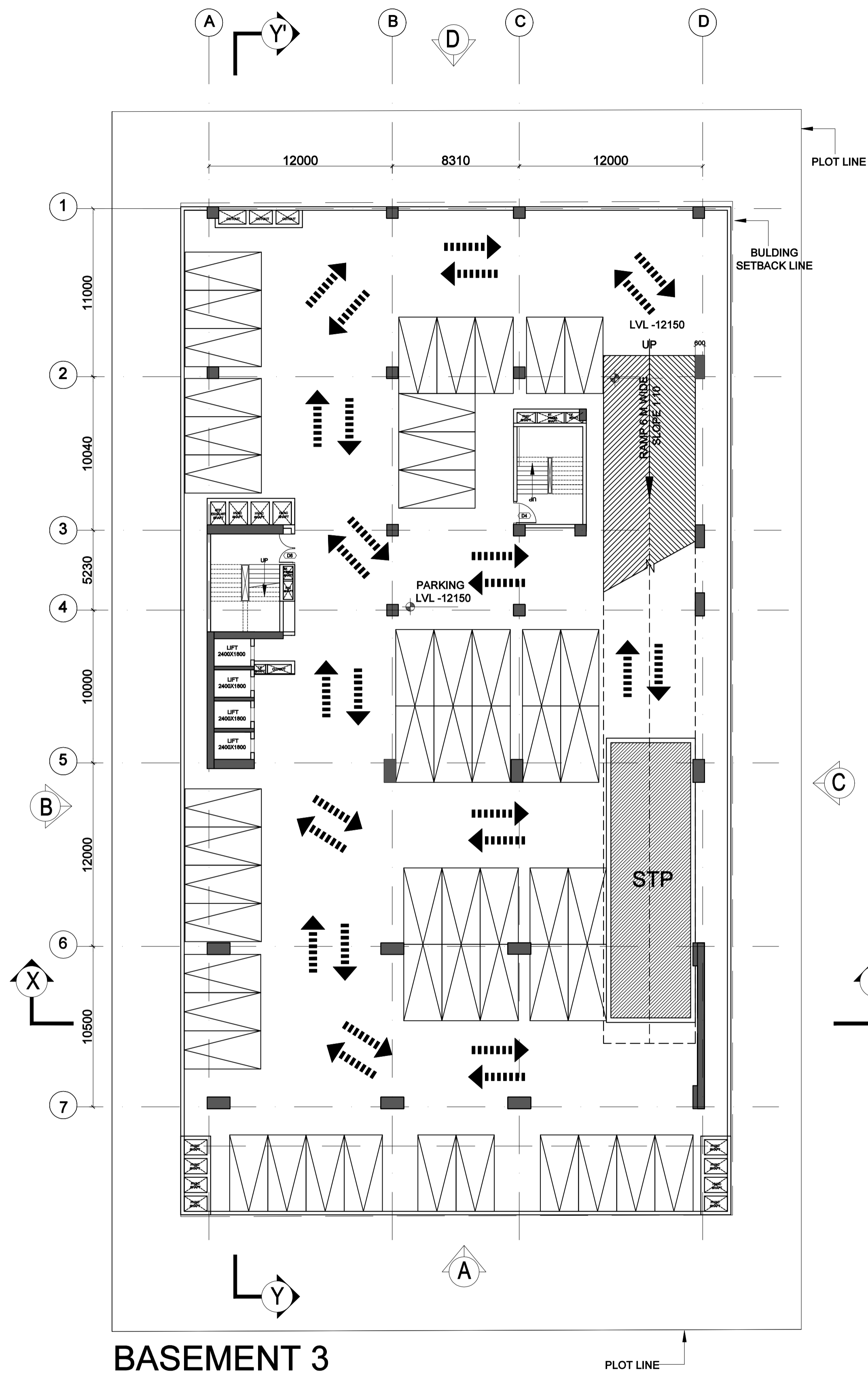
Project:
 PROPOSED COMMERCIAL PROJECT
 "LEVANTE METRO WALK" FOR
 M/s LEVANTE PROJECTS
 Plot No C-08, Sector-DELTA-1, G. Noida

Type of Drawing:
 FOR SANCTION

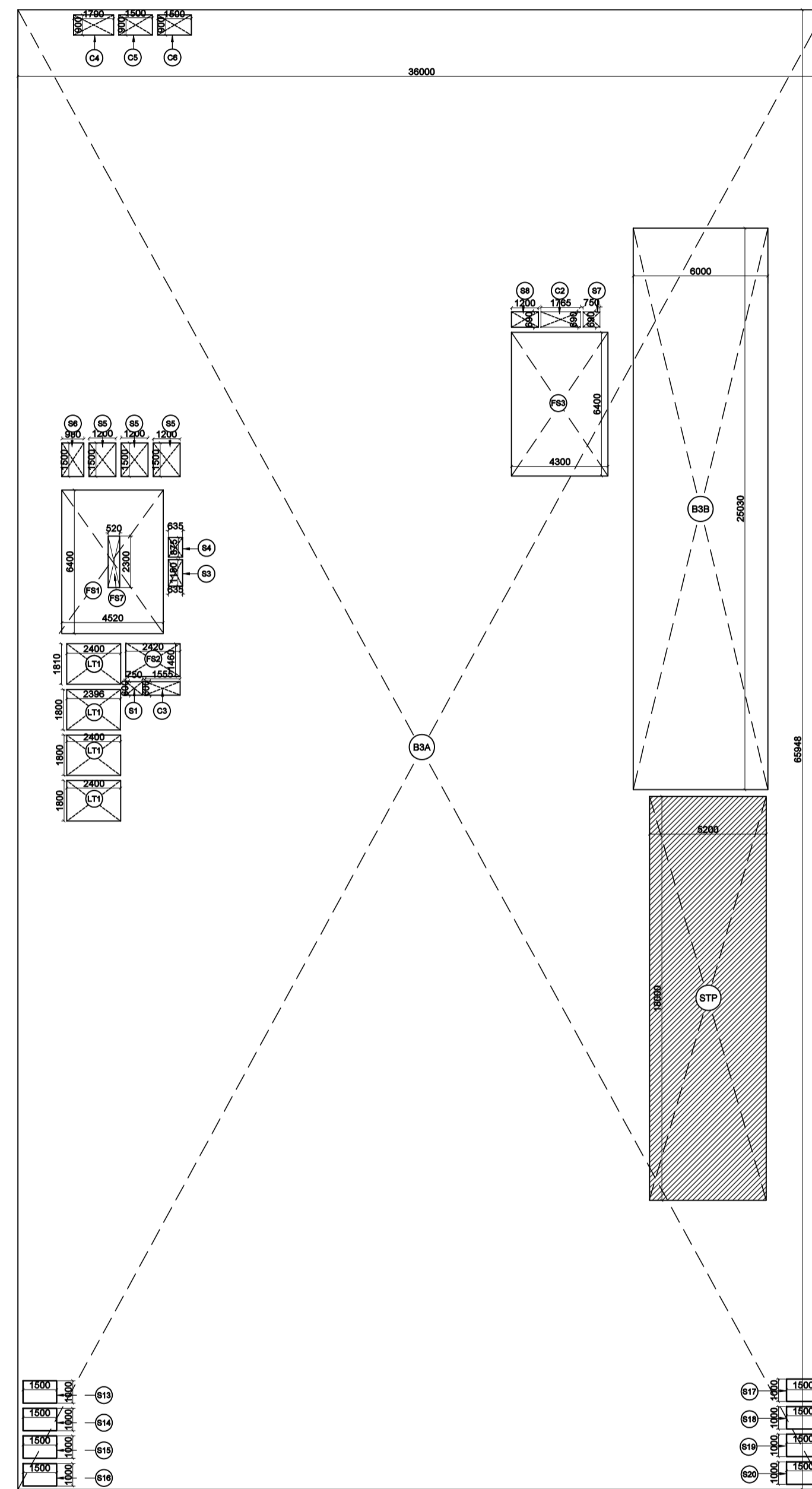
Title:
 LANDSCAPING PLAN

Scale:	1:200	Drawn:	AMAN KUMAR
Date:	28-10-2025	Sheet Size:	A1
Project No:		File No:	
North:			

SB2 OF 25



BASEMENT 3

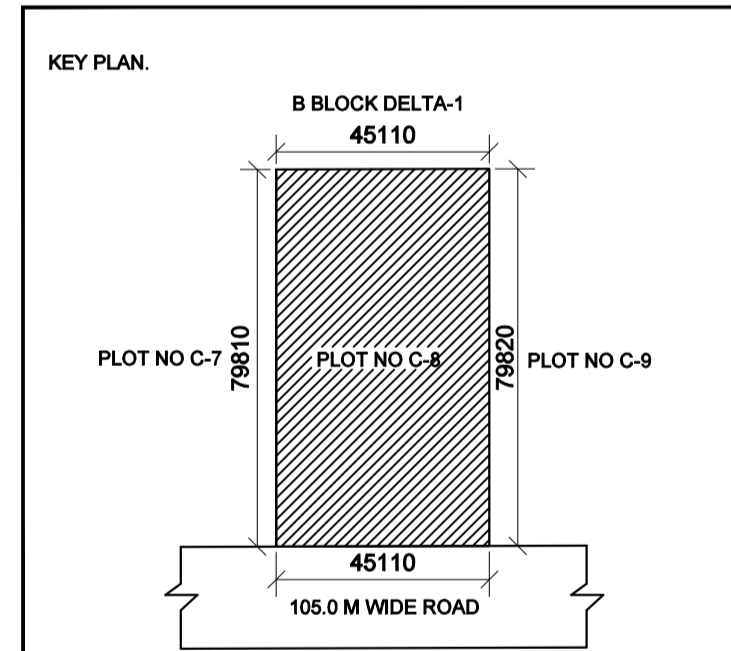


**BASEMENT 3
ADDITION & DEDUCTION AREA ENVELOPES**

BASEMENT-03 FLOOR				
ADDITION AREAS				
S.No.	X	Y	NO	Area
B3A	36.00	65.95	1.00	2374.13
TOTAL ADDITION AREAS				2374.13
DEDUCTION AREAS				
C2	1.77	0.69	1.00	1.22
C3	1.555	0.6	1.00	0.93
C4	1.79	0.9	1.00	1.61
C5	1.5	0.9	1.00	1.35
C6	1.5	0.9	1.00	1.35
TOTAL CORE AREAS				6.46
CORE AREAS & RAMP (NON FAR)				
FS1	4.52	6.40	1.00	28.93
FS2	2.42	1.46	1.00	3.53
FS3	4.30	6.40	1.00	27.52
B3B	6.00	25.03	1.00	150.18
TOTAL CORE AREAS				210.16
LIFT SHAFT AREAS (NON FAR)				
LT1	2.40	1.80	4.00	17.28
SHAFT AREAS (NON FAR)				
S1	0.75	0.60	1.00	0.45
S3	1.11	0.63	1.00	0.70
S4	0.63	0.88	1.00	0.55
S5	1.20	1.50	3.00	5.40
S6	0.98	1.50	1.00	1.47
S7	0.75	0.69	1.00	0.52
S8	1.20	0.69	1.00	0.83
S13	1.50	1.00	1.00	1.50
S14	1.50	1.00	1.00	1.50
S15	1.50	1.00	1.00	1.50
S16	1.50	1.00	1.00	1.50
S17	1.50	1.00	1.00	1.50
S18	1.50	1.00	1.00	1.50
S19	1.50	1.00	1.00	1.50
S20	1.50	1.00	1.00	1.50
TOTAL SHAFT AREAS				21.92
S.T.P. AREAS (IN 15% SERVICE)				
STP	5.20	18.00	1.00	93.60
TOTAL S.T.P TANK AREA				93.6
BASEMENT 3 FLOOR AREA CALCULATION				
TOTAL ADDITION ENV. AREA - TOTAL DEDUCTION ENV. AREA - CORE AREA - SHAFT AREA-STP TANK AREA	2024.71			
SERVICE AREA 15% AREA= (STP AREA.)	93.6			
TOTAL NON FAR	2274.07			

DW	SIZE	CELL	LINTEL	DESCRIPTION
DOOR WINDOW SCHEDULE				
DOOR				
D1	1750 x 2400	-	2400	FLUSH DOOR
D2	1000 x 2400	-	2400	FLUSH DOOR
D3	1200 x 2400	-	2400	FLUSH DOOR
D4	1600 x 2400	-	2400	FLUSH DOOR
D5	1800 x 2400	-	2400	FLUSH DOOR
D6	2000 x 2400	-	2400	FLUSH DOOR
DOOR				
R1	2000 x 2400	-	2400	FLUSH DOOR
R2	1800 x 2400	-	2400	FLUSH DOOR
R3	4000 x 2400	-	2400	FLUSH DOOR
R4	4000 x 2400	-	2400	FLUSH DOOR
R5	8000 x 2400	-	2400	FLUSH DOOR
R6	8000 x 2400	-	2400	FLUSH DOOR

Amit Varma Digitally signed by Amit Varma
Date: 2025.12.23 17:37:12 +05'30'



Client Sign:
HARENDRA KUMAR VISHWAKARMA
Date: 2025.11.13 15:58:51 +05'30'

Architect Sign:
KAVI JAIN

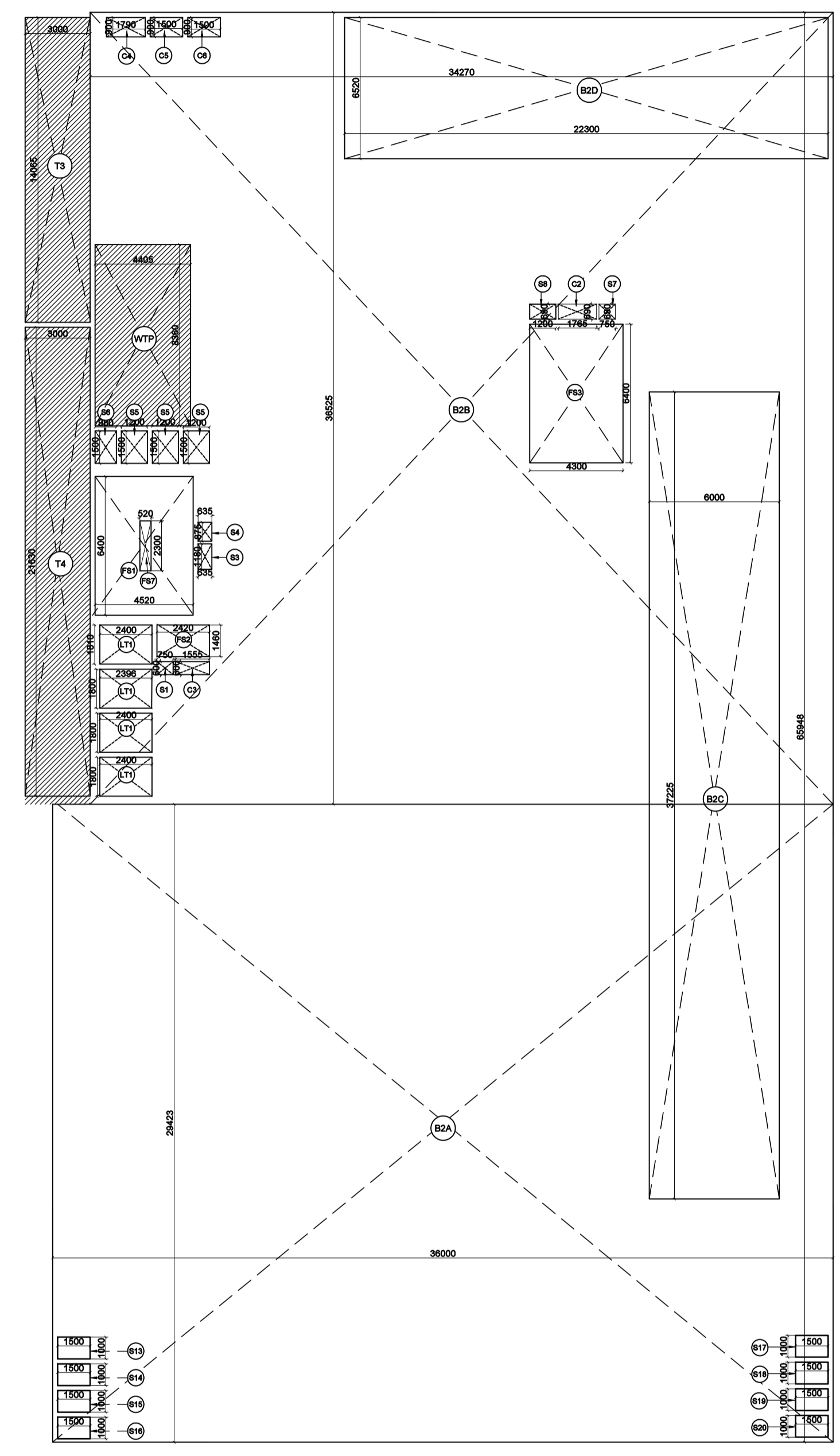
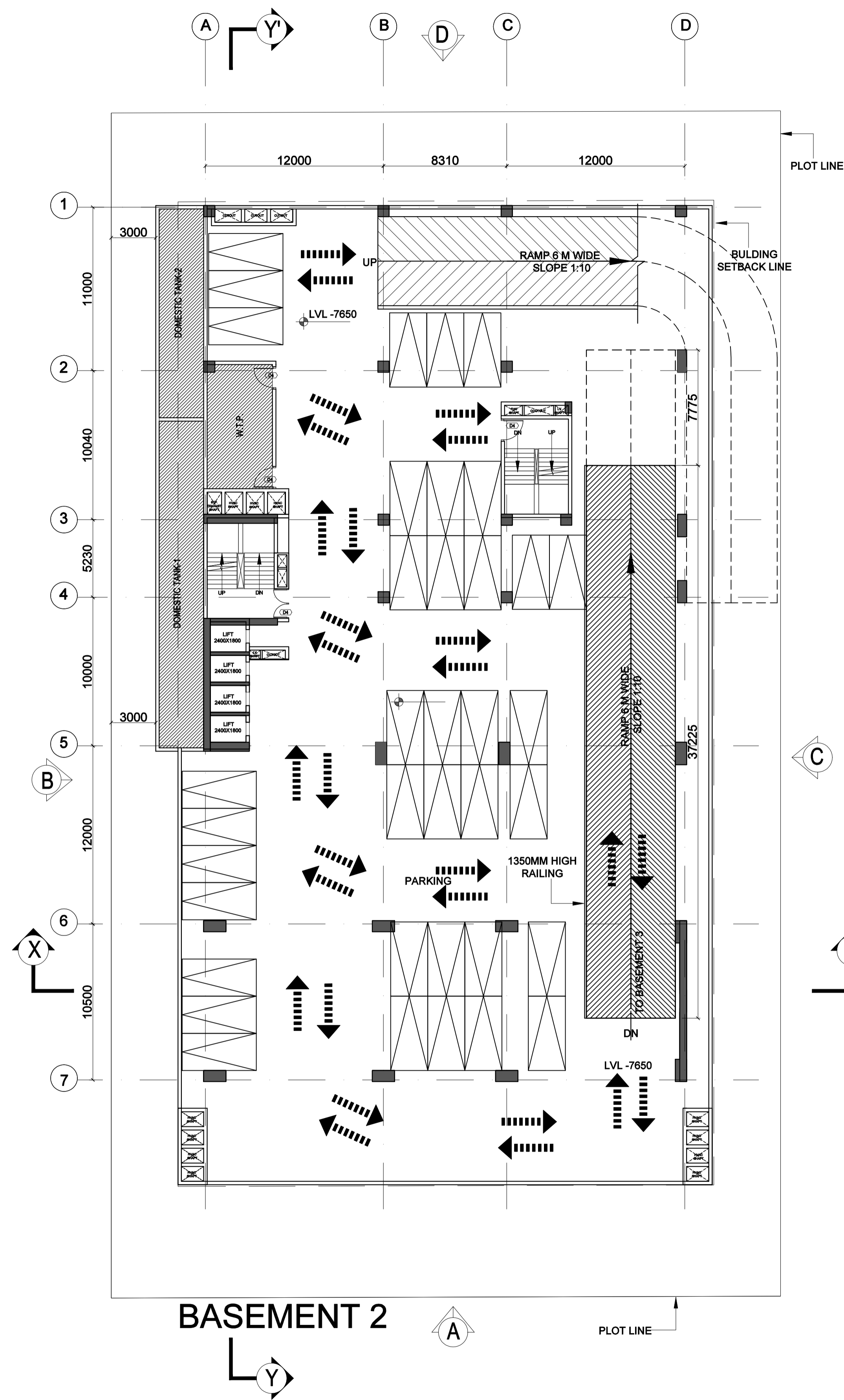
NIRMAN CONSULTANTS
total project management . architecture . planning . interiors

Project: PROPOSED COMMERCIAL PROJECT
"LEVANTE METRO WALK" FOR
M/s LEVANTE PROJECTS
Plot No C-08, Sector-DELTA-1, G. Noida

Type Of Drawing:
FOR SANCTION

Title:
BASEMENT 3 PLAN

Scale:	1:200	Drawn:	AMAN KUMAR
Date:	26-10-2025	Sheet Size:	A1
Project No:		File No:	
North:		Drawing No:	



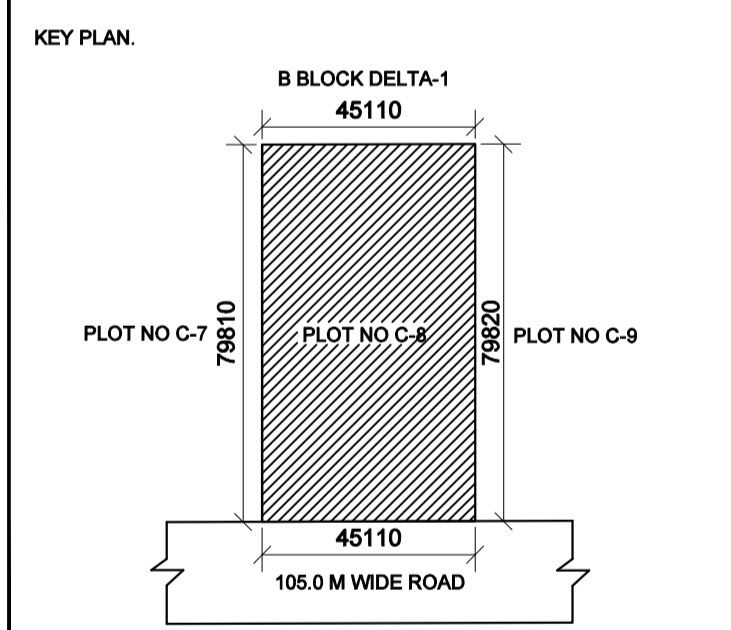
**BASEMENT 2
ADDITION & DEDUCTION AREA ENVELOPES**

BASEMENT-02 FLOOR				
ADDITION AREAS				
S.No.	X	Y	NO	Area
B2A	36.00	29.42	1.00	1059.12
B2B	34.27	36.52	1.00	1251.54
TOTAL ADDITION AREAS				2310.66
DEDUCTION AREAS				
C2	1.77	0.69	1.00	1.22
C3	1.55	0.6	1.00	0.93
C4	1.79	0.9	1.00	1.61
C5	1.5	0.9	1.00	1.35
C6	1.5	0.9	1.00	1.35
TOTAL CORE AREAS				6.46
CORE AREAS & RAMP (NON FAR)				
FS1	4.52	6.40	1.00	28.93
FS2	2.42	1.46	1.00	3.53
FS3	4.30	6.40	1.00	27.52
B2C	6.00	37.23	1.00	223.35
B2D	22.30	6.52	1.00	145.40
TOTAL CORE AREAS				428.73
LIFT SHAFT AREAS (NON FAR)				
LT1	2.40	1.80	4.00	17.28
TOTAL SHAFT AREAS				21.92
TANK AREAS (IN 15% SERVICE)				
T3	3	14	1	42.00
T4	3	21.63	1	64.89
TOTAL TANK AREA				106.89
W.T.P. (IN 15% SERVICE)				
WTP	4.4	8.36	1	36.78

BASEMENT 2 FLOOR AREA CALCULATION		
TOTAL PARKING AREA	TOTAL ADDITION ENV. AREA - DEDUCTION ENV AREA - CORE AREA - SHAFT AREA - W.T.P.	1799.49
SERVICE AREA 15% AREA	W.T.P. + TANK AREA	143.67
TOTAL NON FAR	PARKING AREA + CORE AREA + SHAFTS, LIFT SHAFT AREA	2267.41

DOOR WINDOW SCHEDULE		
DW	SIZE	LINTEL DESCRIPTION
DOOR		
D1	750 x 2400	FLUSH DOOR
D2	1000 x 2400	FLUSH DOOR
D3	1200 x 2400	FLUSH DOOR
D4	1800 x 2400	FLUSH DOOR
D5	1800 x 2400	FLUSH DOOR
D6	2000 x 2400	FLUSH DOOR
DOOR		
R1	3000 x 2400	FLUSH DOOR
R2	3000 x 2400	FLUSH DOOR
R3	4000 x 2400	FLUSH DOOR
R4	4000 x 2400	FLUSH DOOR
R5	6000 x 2400	FLUSH DOOR
R6	6000 x 2400	FLUSH DOOR

Digitally signed by **Amit Varma**
Date: 2025.12.23 17:37:23 +05'30'



Client Sign: **HARENDRA KUMAR VISHWAKARMA**
Digitally signed by HARENDRA KUMAR VISHWAKARMA Date: 2025.11.13 15:58:51 +05'30'

Architect Sign: **KAVI JAIN**
Digitally signed by KAVI JAIN Date: 2025.12.23 11:08:27 +05'30'

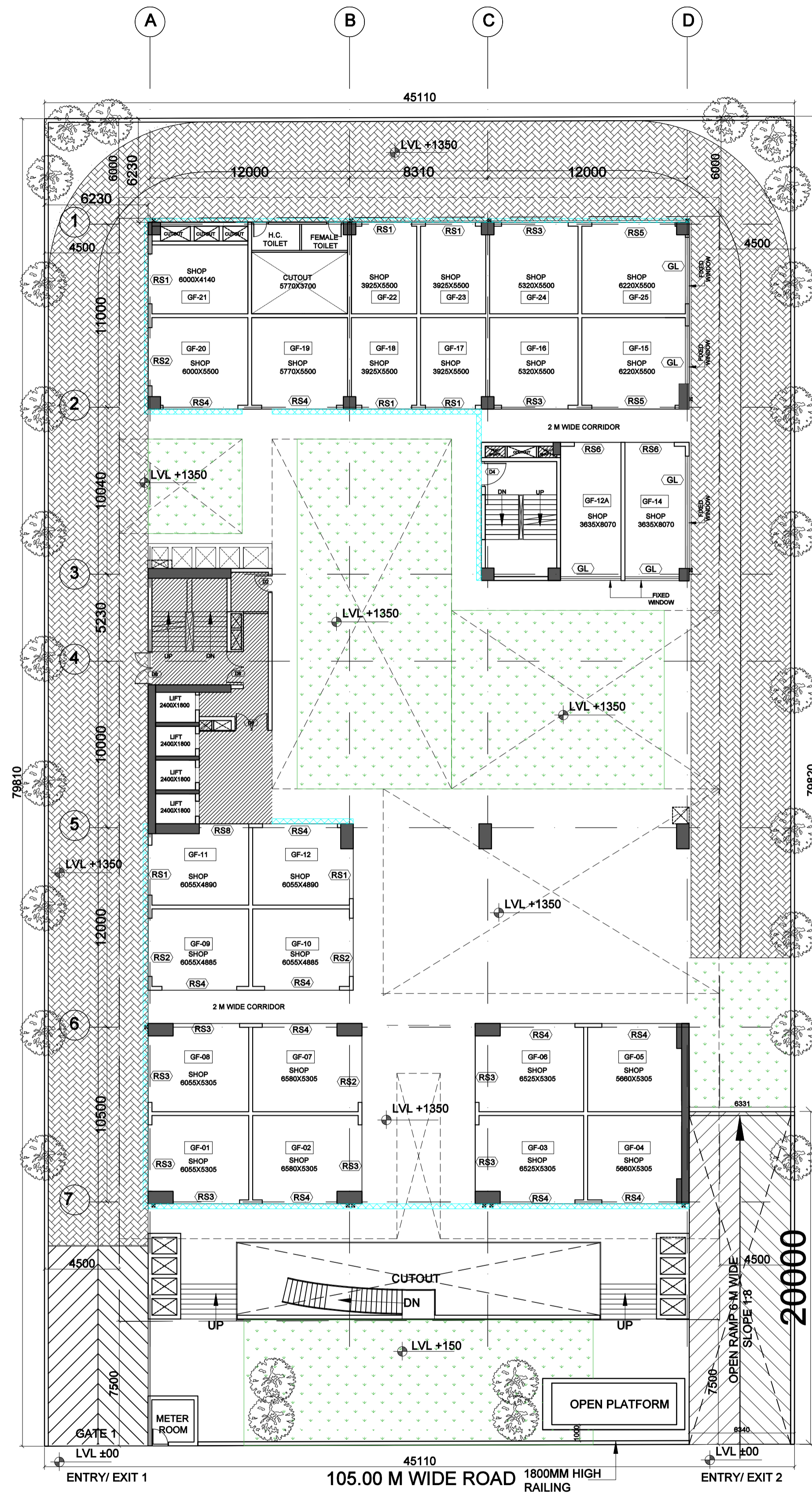
Architect: **NIRMAN CONSULTANTS**
total project management . architecture . planning . interiors

Project: PROPOSED COMMERCIAL PROJECT
"LEVANTE METRO WALK" FOR
M/s LEVANTE PROJECTS
Plot No C-08, Sector-DELTA-1, G. Noida

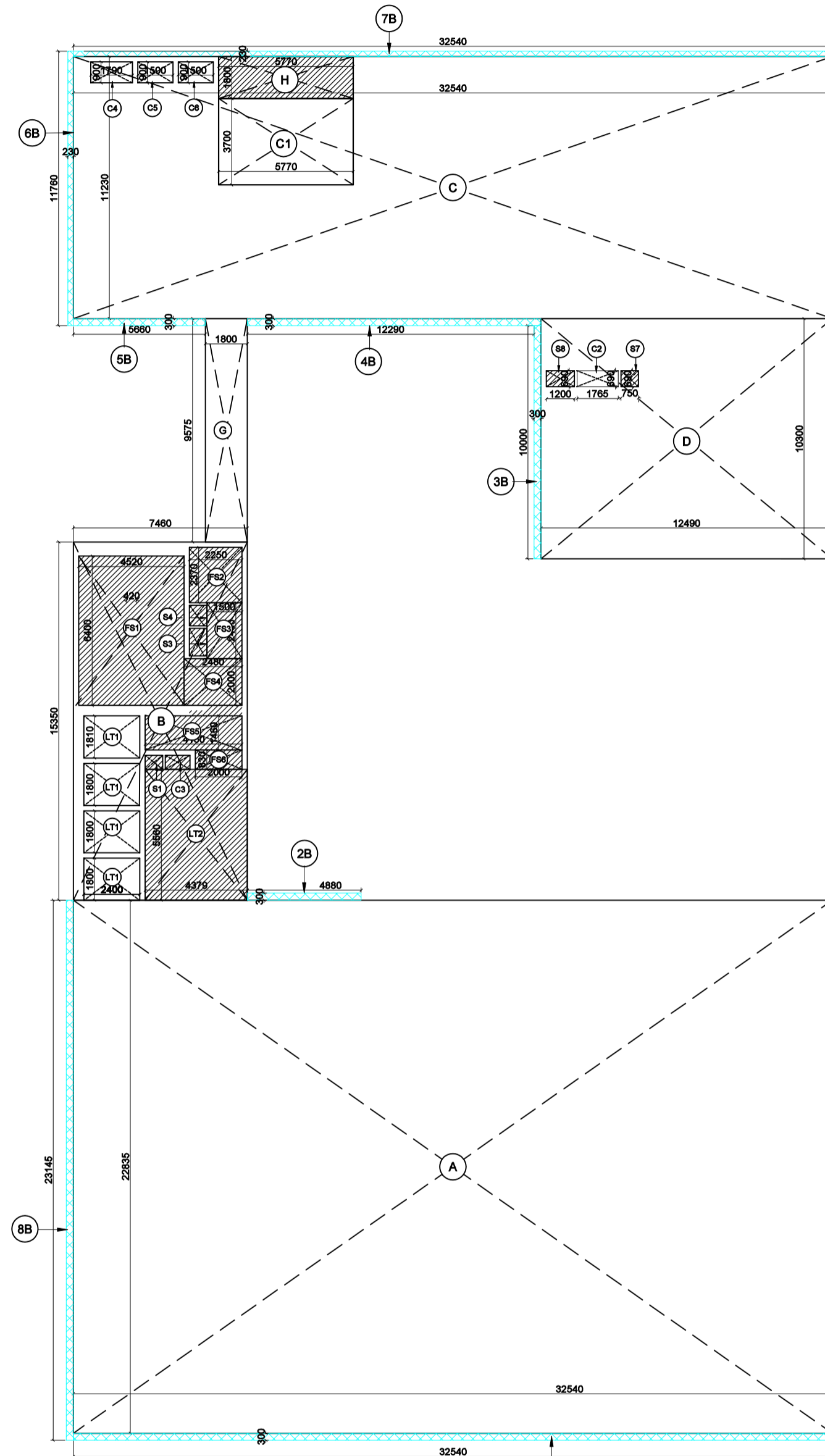
Type Of Drawing:
FOR SANCTION

Title:
BASEMENT 2 PLAN

Scale:	1:200	Drawn:	AMAN KUMAR
Date:	26-10-2025	Sheet Size:	A1
Project No:		File No:	
North:		Drawing No:	SB4 OF 25



GROUND FLOOR (SHOP)



GROUND FLOOR (SHOP) ADDITION & DEDUCTION AREA ENVELOPES

GROUND FLOOR F.A.R ADDITION AREA ENVELOPES

S.No.	X	Y	NO	Area
A	32.54	22.85	1.00	743.38
B	7.46	15.35	1.00	114.51
C	32.54	11.23	1.00	365.42
D	12.49	10.30	1.00	128.65
G	1.80	9.57	1.00	17.23
TOTAL				1369.18

F.A.R DEDUCTION AREA ENVELOPES

C1	5.77	3.70	1.00	21.35
C2	1.77	0.69	1.00	1.22
C3	1.055	0.6	1.00	0.63
TOTAL				23.20

LIFT SHAFT (FAR)

LT1	2.40	1.80	4.00	17.28
TOTAL				17.28

LIFT LOBBY (15%SERVICE)

LT2	4.38	5.56	1.00	24.34
TOTAL				24.34

FIRE STAIRCASE (15%SERVICE)

FS1	4.52	6.40	1.00	28.93
FS2	2.25	2.37	1.00	5.33
FS3	1.50	2.40	1.00	3.60
FS4	2.48	2.00	1.00	4.96
FS5	4.15	1.46	1.00	6.06
FS6	2.00	0.83	1.00	1.66
TOTAL				50.54

SHAFTS (15%SERVICE)

S1	0.75	0.60	1.00	0.45
S3	1.11	0.63	1.00	0.70
S4	0.63	0.88	1.00	0.55
S7	0.75	0.69	1.00	0.52
S8	1.20	0.69	1.00	0.83
S10	1.80	0.75	1.00	1.35
S11	1.50	0.75	2.00	2.25
TOTAL				6.65

GROUND FLOOR TOILET (15%SERVICE)

H	5.77	1.80	1	10.39
---	------	------	---	-------

BALCONIES/CIRCULATION THAT HAVE TAKEN UP TO 100%

1B	32.54	0.30	1.00	9.76
2B	4.88	0.30	1.00	1.46
3B	10.00	0.30	1.00	3.00
4B	12.29	0.30	1.00	3.69
5B	5.66	0.30	1.00	1.70
6B	11.76	0.30	1.00	3.53
7B	32.54	0.30	1.00	9.76
8B	23.15	0.30	1.00	6.94
TOTAL FAR BALCONY AREA				39.84

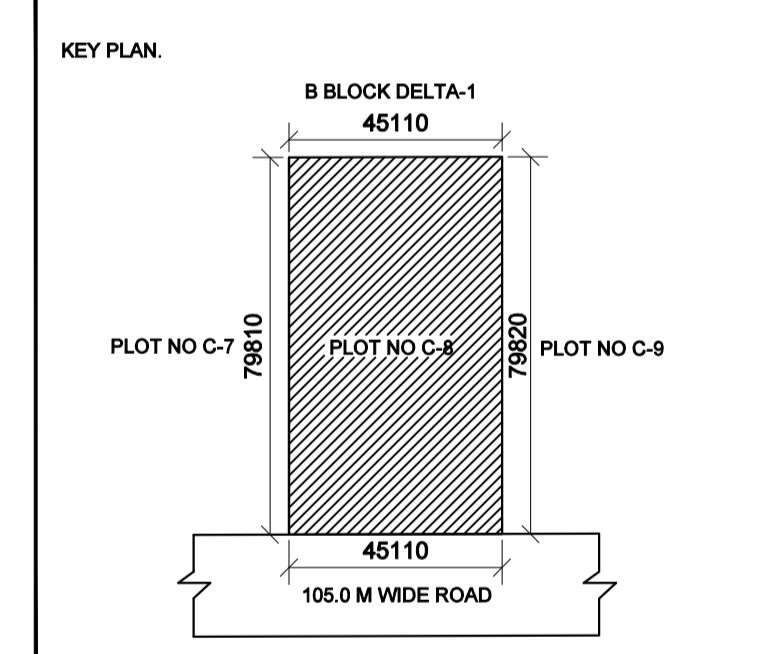
TOTAL ADDITION AREA	1386.46
TOTAL DEDUCTION AREA	132.39
TOTAL FAR	1293.92
SERVICE AREA 15% AREA	91.91

ADDITION AREA-DEDUCTION AREA+CIRCULATION AREA
LIFT LOBBY + FIRE STAIRCASE + SERVICE AREAS +SERVICE
SHAFT+G.F.TOILET

DOOR WINDOW SCHEDULE

DOOR	DW	SIZE	GLL	INTEL	DESCRIPTION
D1	1800 x 2400	-	2400	-	FLUSH DOOR
D2	1800 x 2400	-	2400	-	FLUSH DOOR
D3	1800 x 2400	-	2400	-	FLUSH DOOR
D4	1800 x 2400	-	2400	-	FLUSH DOOR
D5	1800 x 2400	-	2400	-	FLUSH DOOR
D6	1800 x 2400	-	2400	-	FLUSH DOOR
D7	1800 x 2400	-	2400	-	FLUSH DOOR
D8	1800 x 2400	-	2400	-	FLUSH DOOR
D9	1800 x 2400	-	2400	-	FLUSH DOOR
D10	1800 x 2400	-	2400	-	FLUSH DOOR
D11	1800 x 2400	-	2400	-	FLUSH DOOR
D12	1800 x 2400	-	2400	-	FLUSH DOOR
D13	1800 x 2400	-	2400	-	FLUSH DOOR
D14	1800 x 2400	-	2400	-	FLUSH DOOR
D15	1800 x 2400	-	2400	-	FLUSH DOOR
D16	1800 x 2400	-	2400	-	FLUSH DOOR
D17	1800 x 2400	-	2400	-	FLUSH DOOR
D18	1800 x 2400	-	2400	-	FLUSH DOOR
D19	1800 x 2400	-	2400	-	FLUSH DOOR
D20	1800 x 2400	-	2400	-	FLUSH DOOR

Digitally signed by **Amit Varma** Date: 2025.12.23 17:37:45 +05'30'



Client Sign: HARENDRA KUMAR VISHWAK ARMA
Digitally signed by HARENDRA KUMAR VISHWAK ARMA
Date: 2025.11.13 15:58:51 +05'30'

Architect Sign: KAVI JAIN
Digitally signed by KAVI JAIN
Date: 2025.11.13 15:58:51 +05'30'

Architect: NIRMAN CONSULTANTS
E-135, Okhla Industrial Estate Phase-III, New Delhi-110025
Phone: +91 11 29233446
Tel/Fax: +91 11 41805044
e-mail: info@nirman.com
website: www.nirman.com

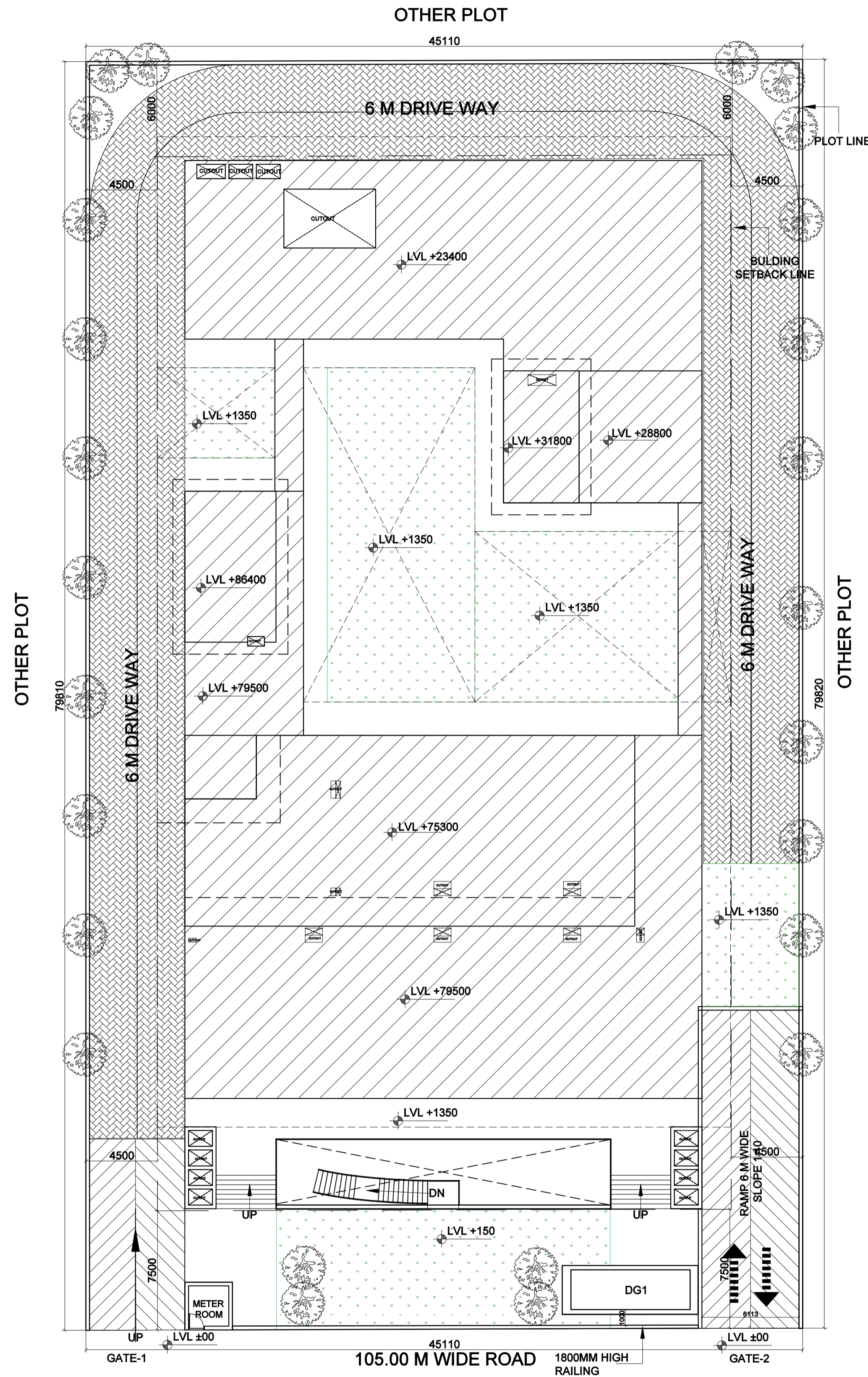
NIRMAN CONSULTANTS
total project management, architecture, planning, interiors

Project: PROPOSED COMMERCIAL PROJECT "LEVANTE METRO WALK" FOR M/s LEVANTE PROJECTS
Plot No C-08, Sector-DELTA-1, G. Noida

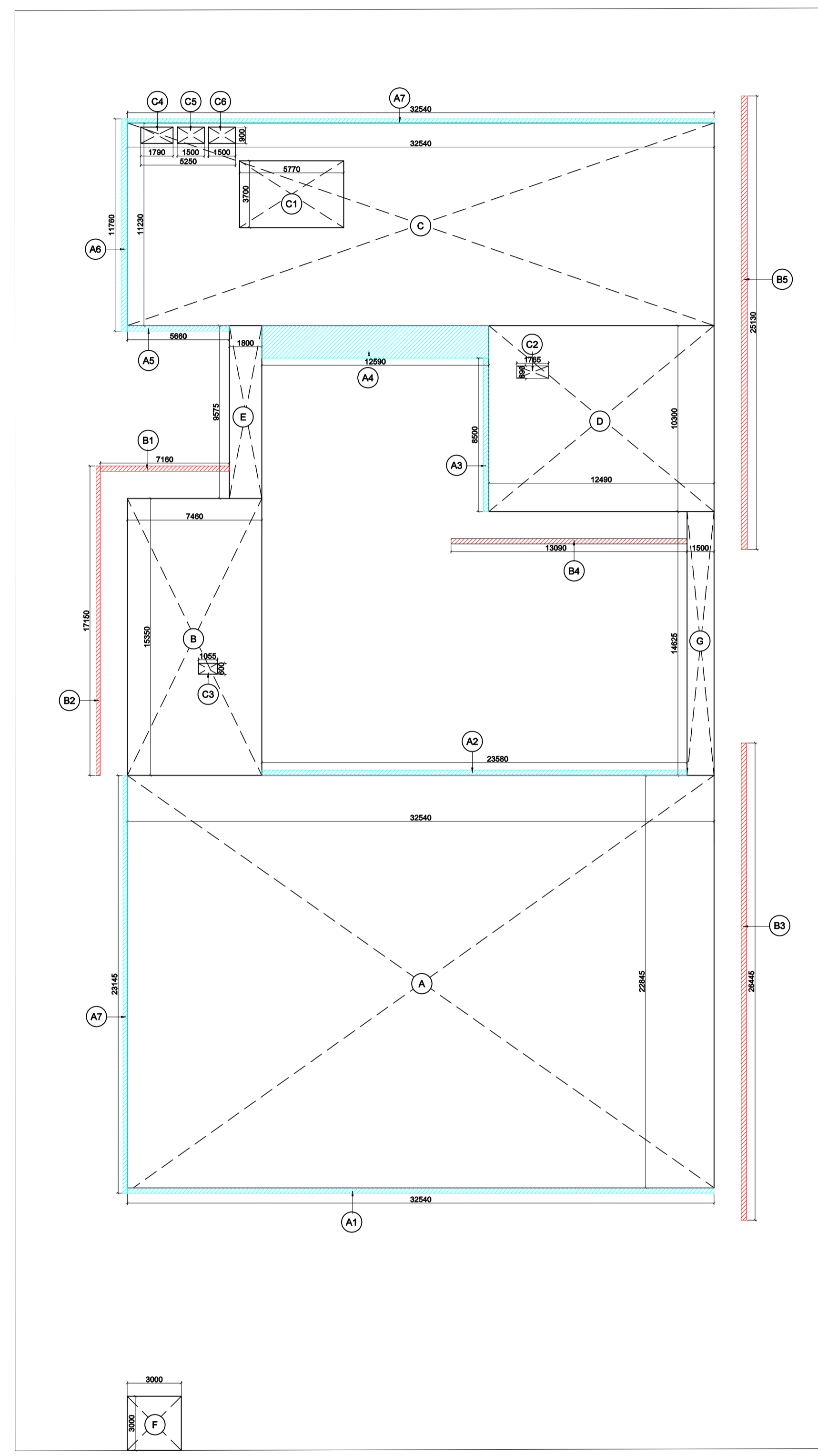
Type Of Drawing: FOR SANCTION

Title: GROUND FLOOR PLAN

Scale:	1:200	Drawn:	AMAN KUMAR
Date:	28-10-2025	Sheet Size:	A1
Project No.:		File No.:	
North:		Drawing No.:	



SITE PLAN

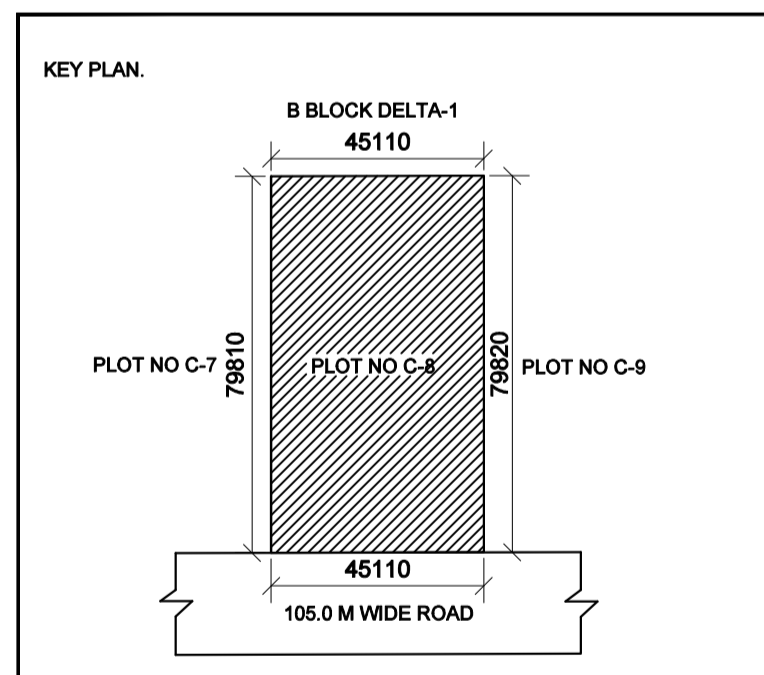


GROUND COVERAGE AREA ENVELOPES

GROUND COVERAGE ENVELOPE				
ADDITION AREAS				
S.No.	X	Y	NO	Area
A	32.54	22.84	1.00	743.21
B	7.46	15.35	1.00	114.51
C	32.54	11.23	1.00	365.42
D	12.49	10.30	1.00	128.65
E	1.8	9.57	1.00	17.23
F	3.00	3.00	1.00	9.00
G	1.50	14.63	1.00	21.94
TOTAL ADDITION AREA				1399.96
DEDUCTION AREAS				
S.No.	X	Y	NO	Area
C1	5.77	3.71	1.00	21.38
C2	1.77	0.69	1.00	1.22
C3	1.055	0.6	1.00	0.63
C4	1.79	0.90	1.00	1.61
C5	1.50	0.90	1.00	1.35
C6	1.50	0.90	1.00	1.35
TOTAL ADDITION AREA				27.54

0.6 ADDITION BALCONY				
BALCONY THAT HAVE TAKEN UPTO 25%				
S.No.	X	Y	NO	Area
B1	7.16	0.30	1.00	2.15
B2	17.15	0.23	1.00	3.94
B3	26.44	0.30	1.00	7.93
B4	13.00	0.30	1.00	3.90
B5	25.13	0.30	1.00	7.54
TOTAL AREA OF BALCONY				25.46
A. 25% TOTAL AREA				6.37
BALCONY THAT HAVE TAKEN UPTO 100%				
S.No.	X	Y	NO	Area
A1	32.54	0.30	1.00	9.76
A2	23.58	0.30	1.00	7.07
A3	8.50	0.30	1.00	2.55
A4	12.59	1.80	1.00	22.66
A5	5.66	0.30	1.00	1.70
A6	11.76	0.23	1.00	2.70
A7	32.54	0.23	1.00	7.48
A8	23.15	0.30	1.00	6.94
B.TOTAL AREA OF BALCONY				60.88
TOTAL BALCONY AREA A+B				67.24
TOTAL GROUND COV. = (TOTAL ADDITION AREA-DEDUCTION +TOTAL BALCONY AREA)				1439.66

Amit Varma
Digitally signed by Amit Varma
Date: 2025.12.23 17:37:58 +05'30'



Client Sign: HARENDRA KUMAR VISHWAK ARMA
Digitally signed by HARENDRA KUMAR VISHWAK ARMA
Date: 2025.11.13 15:58:51 +05'30'

Architect Sign: KAVI JAIN
Digitally signed by KAVI JAIN
Date: 2025.11.27 11:42:27 +05'30'

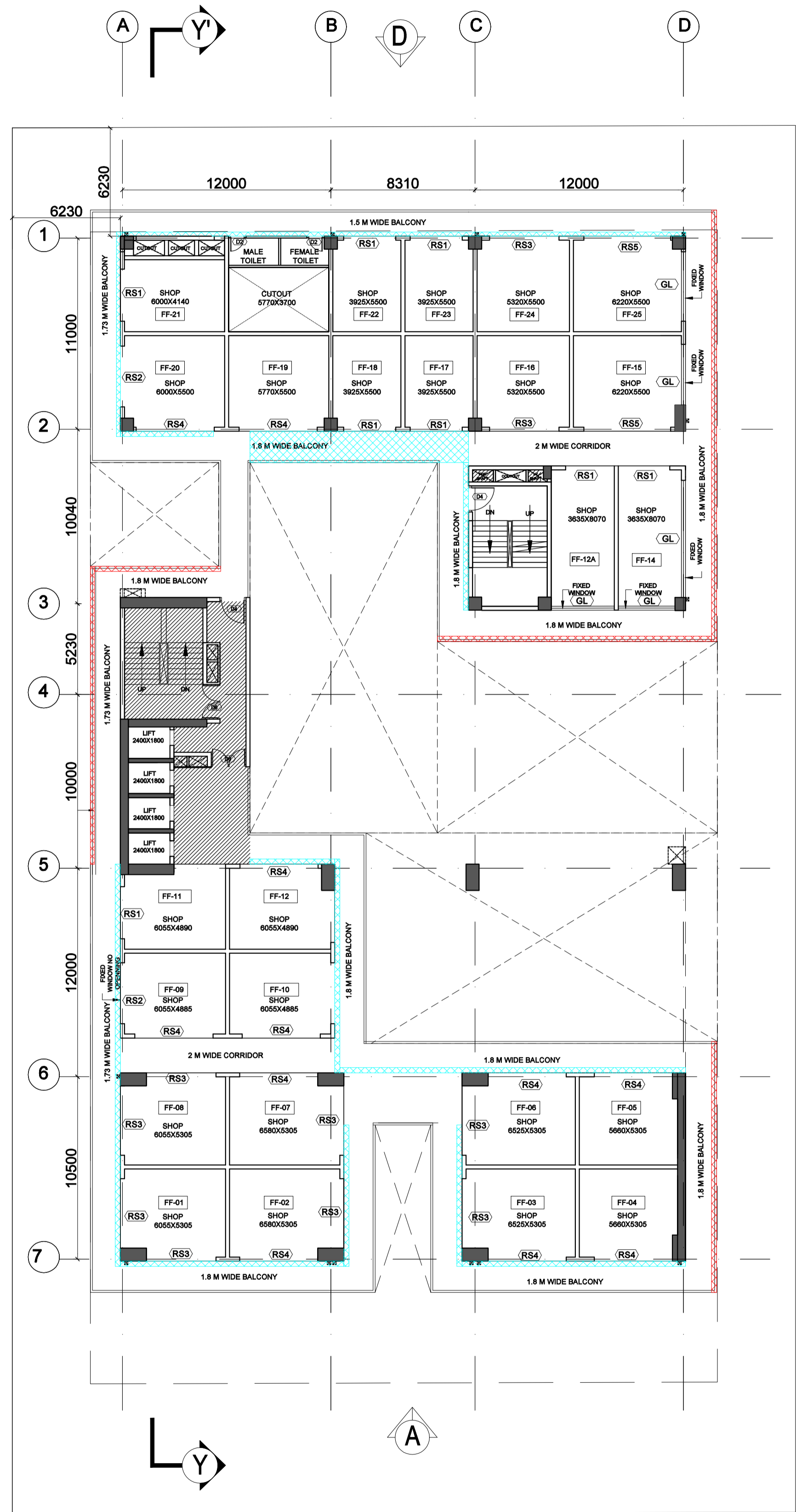
Architect: NIRMAN CONSULTANTS
total project management . architecture . planning . interiors

Project: PROPOSED COMMERCIAL PROJECT "LEVANTE METRO WALK" FOR M/s LEVANTE PROJECTS
Plot No C-08, Sector-DELTA-1, G. Noida

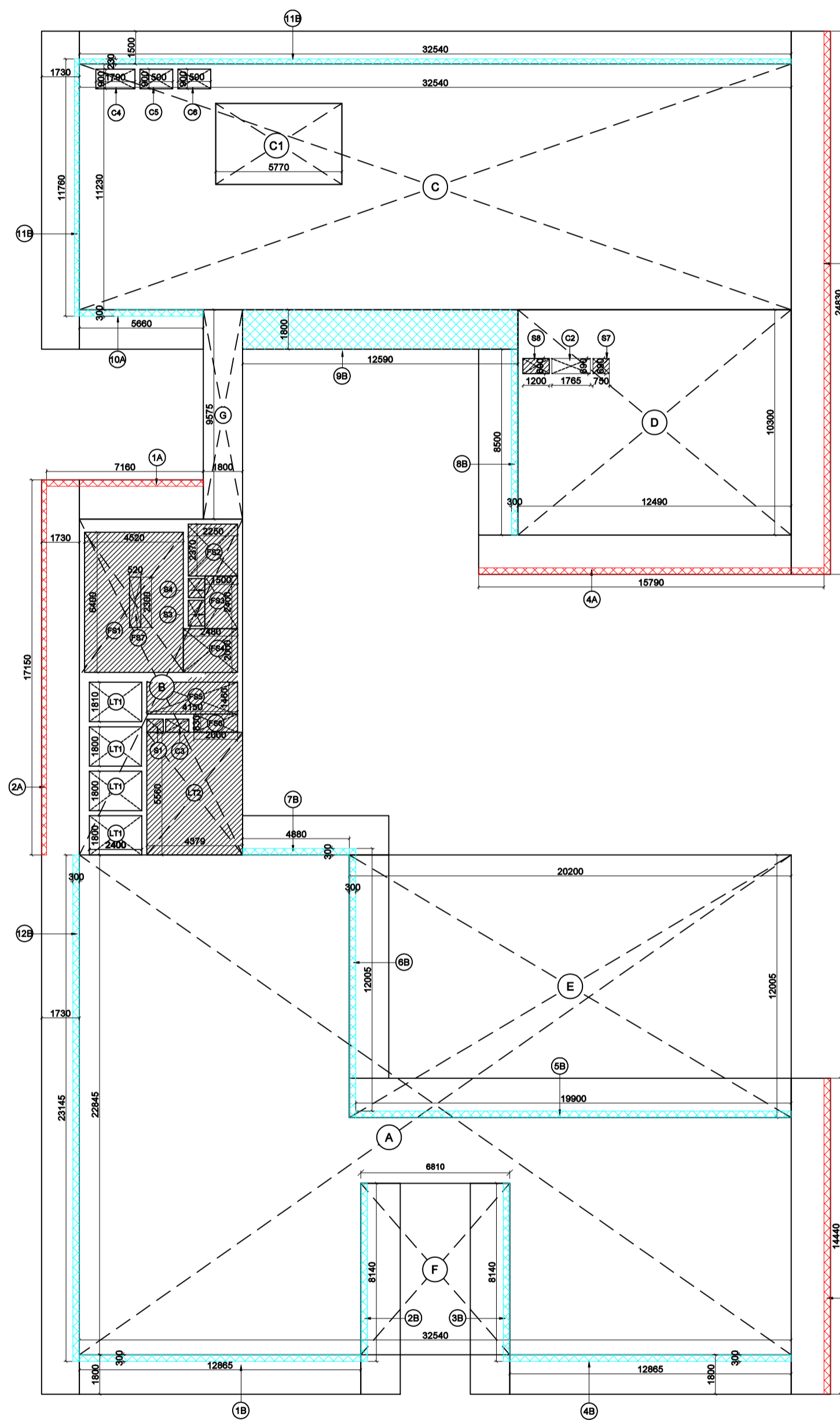
Type Of Drawing: FOR SANCTION

Title: GROUND COVERAGE PLAN

Scale: 1:200	Drawn: AMAN KUMAR
Date: 26-10-2025	Sheet Size: A1
Project No: -	File No: -
North: ↑	Drawing No: SB7 OF 25



FIRST FLOOR (SHOPS)

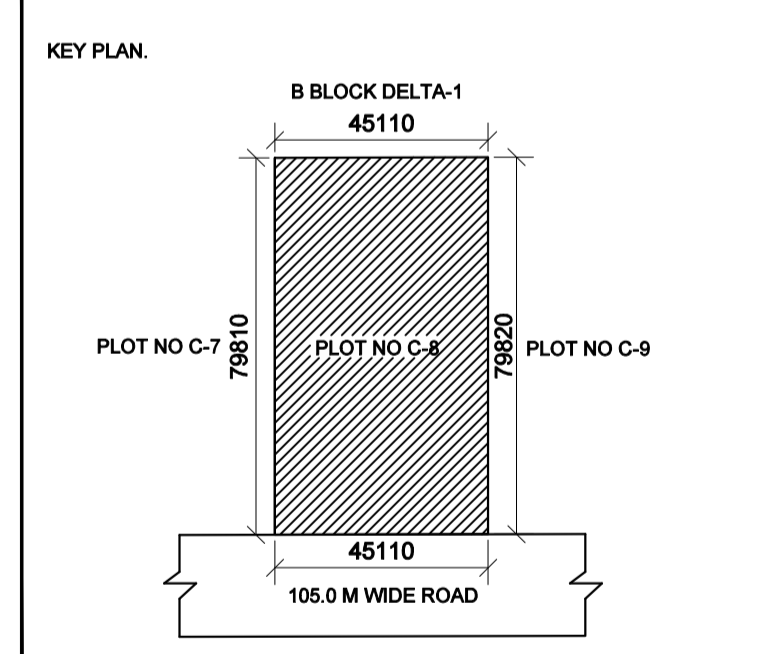


1ST FLOOR (SHOP)
ADDITION & DEDUCTION AREA ENVELOPES

FIRST FLOOR				
F.A.R ADDITION AREA ENVELOPES				
S.No.	X	Y	NO	Area
A	32.54	22.85	1.00	743.38
B	7.46	15.35	1.00	114.51
C	32.54	11.23	1.00	365.42
D	12.49	10.30	1.00	128.65
G	1.80	9.57	1.00	17.23
TOTAL				1369.18
F.A.R DEDUCTION AREA ENVELOPES				
S.No.	X	Y	NO	Area
E	20.20	12.00	1.00	242.40
F	6.81	7.85	1.00	53.46
C1	5.77	3.70	1.00	21.35
C2	1.77	0.69	1.00	1.22
C3	1.055	0.6	1.00	0.63
TOTAL Deduction Envelope Area				319.06
LIFT SHAFT (DEDUCTION IN F.A.R)				
LT1	2.40	1.80	4.00	17.28
TOTAL				17.28
LIFT LOBBY (15%SERVICE)				
LT2	4.38	5.56	1.00	24.34
TOTAL				24.34
FIRE STAIRCASE (15%SERVICE)				
FS1	4.52	6.40	1.00	28.93
FS2	2.25	2.37	1.00	5.33
FS3	1.50	2.40	1.00	3.60
FS4	2.48	2.00	1.00	4.96
FS5	4.15	1.46	1.00	6.06
FS6	2.00	0.83	1.00	1.66
TOTAL				50.54
FIRE STAIRCASE CUTOUT (DEDUCTION IN F. STAIRCASE)				
FS7	0.52	2.30	1.00	1.20
TOTAL				1.20
SHAFTS (15%SERVICE)				
S1	0.75	0.60	1.00	0.45
S3	1.11	0.63	1.00	0.70
S4	0.63	0.88	1.00	0.55
S7	0.75	0.69	1.00	0.52
S8	1.20	0.69	1.00	0.83
TOTAL				3.05
FAR ADDITION BALCONY AREA ENVELOPES				
BALCONIES THAT HAVE TAKEN UP TO 25%				
S.No.	LENGTH	DEPTH	NO	Area
1A	7.16	0.30	1.00	2.15
2A	17.15	0.23	1.00	3.94
3A	14.44	0.30	1.00	4.33
4A	15.79	0.30	1.00	4.74
5A	24.83	0.30	1.00	7.45
TOTAL BALCONY AREA				22.61
25% AREA (FAR AREA)				
TOTAL FAR BALCONY AREA A+B				5.65
BALCONIES THAT HAVE TAKEN UP TO 100%				
1B	12.87	0.30	1.00	3.86
2B	8.14	0.30	1.00	2.44
3B	8.14	0.30	1.00	2.44
4B	12.87	0.30	1.00	3.86
5B	19.90	0.30	1.00	5.97
6B	12.00	0.30	1.00	3.60
7B	4.88	0.30	1.00	1.46
8B	8.50	0.30	1.00	2.55
9B	12.59	1.80	1.00	22.66
10B	5.66	0.30	1.00	1.70
11B	11.76	0.23	1.00	2.70
12B	23.15	0.23	1.00	5.32
TOTAL BALCONY AREA				58.58
100% AREA (FAR AREA)				
TOTAL FAR BALCONY AREA A+B				64.23
TOTAL ADDITION AREA				1369.18
TOTAL DEDUCTION AREA				414.27
TOTAL FAR				ADDITION AREA-DEDUCTION AREA+F.A.R. BALCONY
				1001.87
SERVICE AREA 15% AREA				LIFT LOBBY + FIRE STAIRCASE + SERVICE SHAFT-FIRE ST CUTOUT.
				76.73

DOOR WINDOW SCHEDULE				
DOOR	SIZE	CELL	UNIT	DESCRIPTION
D1	1700 x 2400	-	2400	FLUSH DOOR
D2	1000 x 2400	-	2400	FLUSH DOOR
D3	1300 x 2400	-	2400	FLUSH DOOR
D4	1800 x 2400	-	2400	FLUSH DOOR
D5	1800 x 2400	-	2400	FLUSH DOOR
D6	2000 x 2400	-	2400	FLUSH DOOR
DOORS				
RS1	3000 x 2400	-	2400	FLUSH DOOR
RS2	3000 x 2400	-	2400	FLUSH DOOR
RS3	4000 x 2400	-	2400	FLUSH DOOR
RS4	4000 x 2400	-	2400	FLUSH DOOR
RS5	3000 x 2400	-	2400	FLUSH DOOR
RS6	3000 x 2400	-	2400	FLUSH DOOR

Amit Varma
Digitally signed by Amit Varma
Date: 2025.12.23
17:38:11
+05'30'



Client Sign: HARENDRA KUMAR VISHWAKARMA
Digitally signed by HARENDRA KUMAR VISHWAKARMA
Date: 2025.11.13 15:58:51 +05'30'

Architect Sign: KAVI JAIN
Digitally signed by KAVI JAIN
Date: 2025.11.13 15:58:51 +05'30'

Architect: NIRMAN CONSULTANTS
E-136, Okhla Industrial Estate Phase-III, New Delhi-110029
Phone: +91 11 26222445
Tel/Fax: +91 11 41605084
e-mail: info@nirman.com
website: www.nirman.com

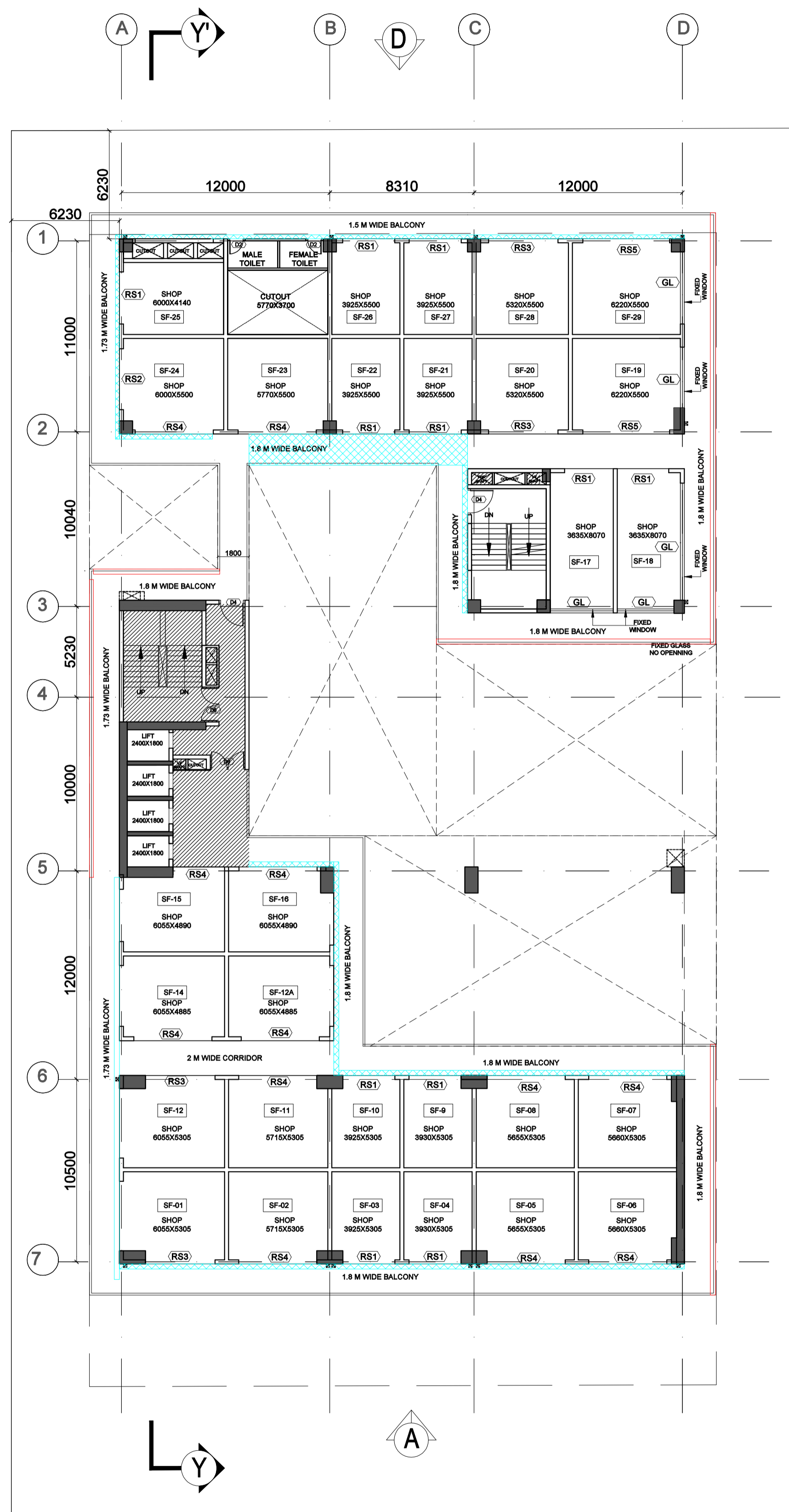
Project: PROPOSED COMMERCIAL PROJECT
"LEVANTE METRO WALK" FOR
M/s LEVANTE PROJECTS
Plot No C-08, Sector-DELTA-1, G. Noida

Type Of Drawing: FOR SANCTION

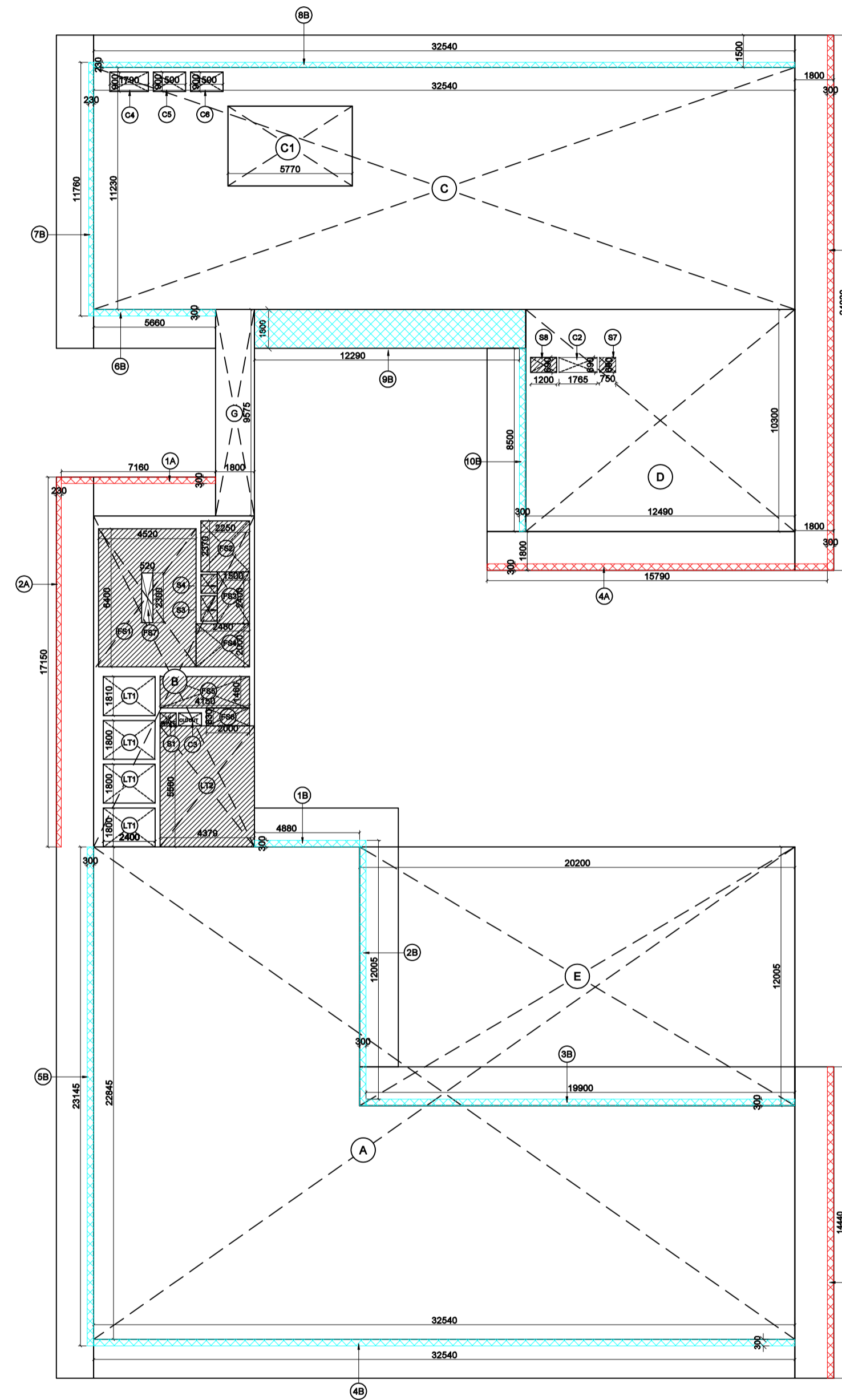
Title: 1ST FLOOR PLAN

Scale: 1:200
Date: 26-10-2025
Project No: .
North: .

Drawn: AMAN KUMAR
Sheet Size: A1
File No: .
Drawing No: .



2ND FLOOR (SHOPS)



2ND FLOOR ADDITION & DEDUCTION AREA ENVELOPES

SECOND FLOOR				
F.A.R ADDITION AREA ENVELOPES				
S.No.	X	Y	NO	Area
A	32.54	22.85	1.00	743.38
B	7.46	15.35	1.00	114.51
C	32.54	11.23	1.00	365.42
D	12.49	10.30	1.00	128.65
G	1.80	9.57	1.00	17.23
TOTAL				1369.18

F.A.R DEDUCTION AREA ENVELOPES				
S.No.	X	Y	NO	Area
E	20.20	12.00	1.00	242.40
C1	5.77	3.70	1.00	21.35
C2	1.77	0.69	1.00	1.22
C3	1.055	0.6	1.00	0.63
TOTAL				263.75

LIFT SHAFT (DEDUCTION IN F.A.R)				
LT1	2.40	1.80	4.00	17.28
TOTAL				17.28

LIFT LOBBY (15% SERVICE)				
LT2	4.38	5.56	1.00	24.34
TOTAL				24.34

FIRE STAIRCASE (15% SERVICE)				
S.No.	Length	Depth	NO	Area
FS1	4.52	6.40	1.00	28.93
FS2	2.25	2.37	1.00	5.33
FS3	1.50	2.40	1.00	3.60
FS4	2.48	2.00	1.00	4.96
FS5	4.15	1.46	1.00	6.06
FS6	2.00	0.83	1.00	1.66
TOTAL				50.54

FIRE STAIRCASE CUTOUT (DEDUCTION IN F. STAIRCASE)				
S.No.	Length	Depth	NO	Area
FS7	0.52	2.30	1.00	1.20
TOTAL				1.20

SHAFTS				
S.No.	Length	Depth	NO	Area
S1	0.75	0.60	1.00	0.45
S3	1.11	0.63	1.00	0.70
S4	0.63	0.88	1.00	0.55
S7	0.75	0.69	1.00	0.52
S8	1.20	0.69	1.00	0.83
TOTAL				3.05

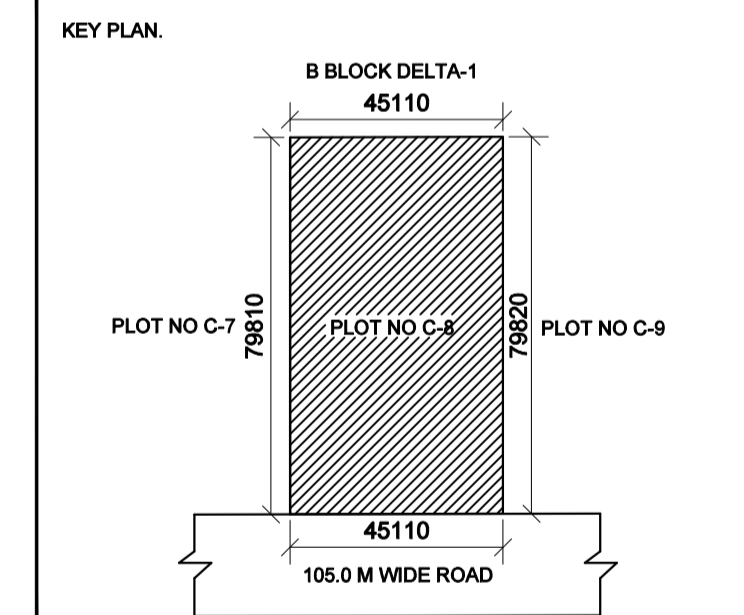
FAR ADDITION BALCONY AREA ENVELOPES				
BALCONIES THAT HAVE TAKEN UP TO 25%				
S.No.	Length	Depth	NO	Area
1A	7.16	0.30	1.00	2.15
2A	17.15	0.23	1.00	3.94
3A	14.44	0.30	1.00	4.33
4A	15.79	0.30	1.00	4.74
5A	24.83	0.30	1.00	7.45
TOTAL BALCONY AREA				22.61
A. 25% AREA (FAR AREA)				5.65

BALCONIES THAT HAVE TAKEN UP TO 100%				
S.No.	Length	Depth	NO	Area
1B	4.88	0.30	1.00	1.46
2B	12.01	0.30	1.00	3.60
3B	19.90	0.30	1.00	5.97
4B	32.05	0.30	1.00	9.62
5B	23.15	0.30	1.00	6.94
6B	5.66	0.30	1.00	1.70
7B	11.76	0.23	1.00	2.70
8B	32.54	0.23	1.00	7.48
9B	12.29	1.80	1.00	22.12
10B	8.50	0.30	1.00	2.55
B. TOTAL BALCONY AREA				64.15
TOTAL FAR BALCONY AREA A+B				69.81

TOTAL ADDITION AREA	1369.18
TOTAL DEDUCTION AREA	358.96
TOTAL FAR	ADDITION AREA - DEDUCTION AREA + F.A.R. BALCONY
	1080.04
SERVICE AREA 15% AREA	LIFT LOBBY + FIRE STAIRCASE + SERVICE SHAFT-FIRE ST CUTOUT.
	76.73

DOOR WINDOW SCHEDULE				
DW	SIZE	QTY	UNIT	DESCRIPTION
DOOR				
D1	1785 x 2400	-	2400	FLUSH DOOR
D2	1800 x 2400	-	2400	FLUSH DOOR
D3	1200 x 2400	-	2400	FLUSH DOOR
D4	1800 x 2400	-	2400	FLUSH DOOR
D5	1800 x 2400	-	2400	FLUSH DOOR
D6	2000 x 2400	-	2400	FLUSH DOOR
WINDOW				
RS1	3000 x 2400	-	2400	FLUSH DOOR
RS2	3000 x 2400	-	2400	FLUSH DOOR
RS3	4000 x 2400	-	2400	FLUSH DOOR
RS4	4000 x 2400	-	2400	FLUSH DOOR
RS5	3000 x 2400	-	2400	FLUSH DOOR
RS6	3000 x 2400	-	2400	FLUSH DOOR

Amit Varma
Digitally signed by Amit Varma
Date: 2025.12.23 17:38:26 +05'30'



Client Sign: HARENDRA A KUMAR VISHWAK ARMA
Digitally signed by HARENDRA KUMAR VISHWAKARMA
Date: 2025.11.13 15:58:51 +05'30'

Architect Sign: KAVI JAIN
Digitally signed by KAVI JAIN
Date: 2025.11.13 15:58:51 +05'30'

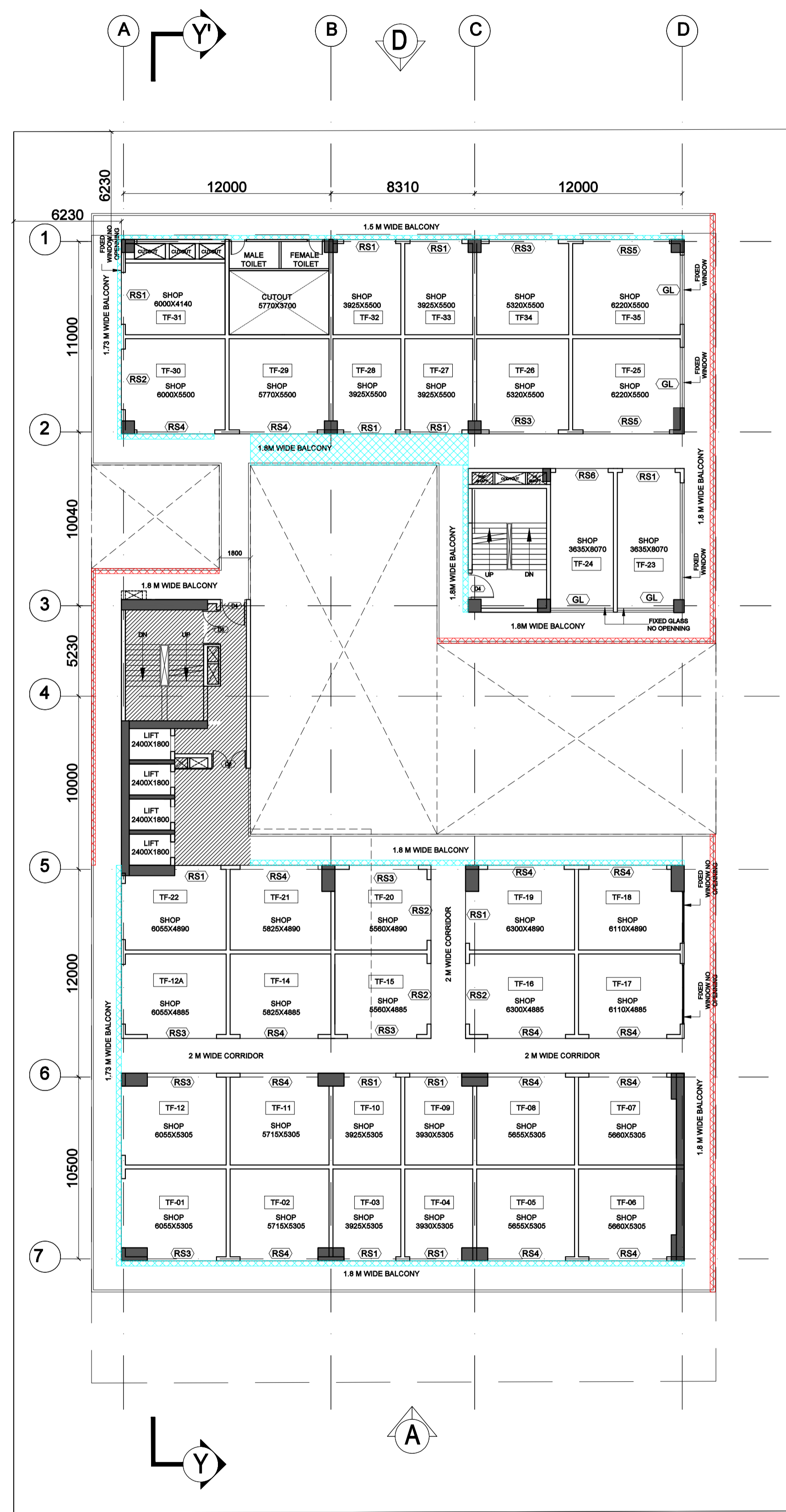
Architect: NIRMAN CONSULTANTS
E-136, Okhla Industrial Estate
Phase-III, New Delhi-110025
Phone: +91 11 26320445
Fax: +91 11 41005044
e-mail: info@nirman.com
www.nirman.com

Project: PROPOSED COMMERCIAL PROJECT
"LEVANTE METRO WALK" FOR
M/s LEVANTE PROJECTS
Plot No C-08, Sector-DELTA-1, G. Noida

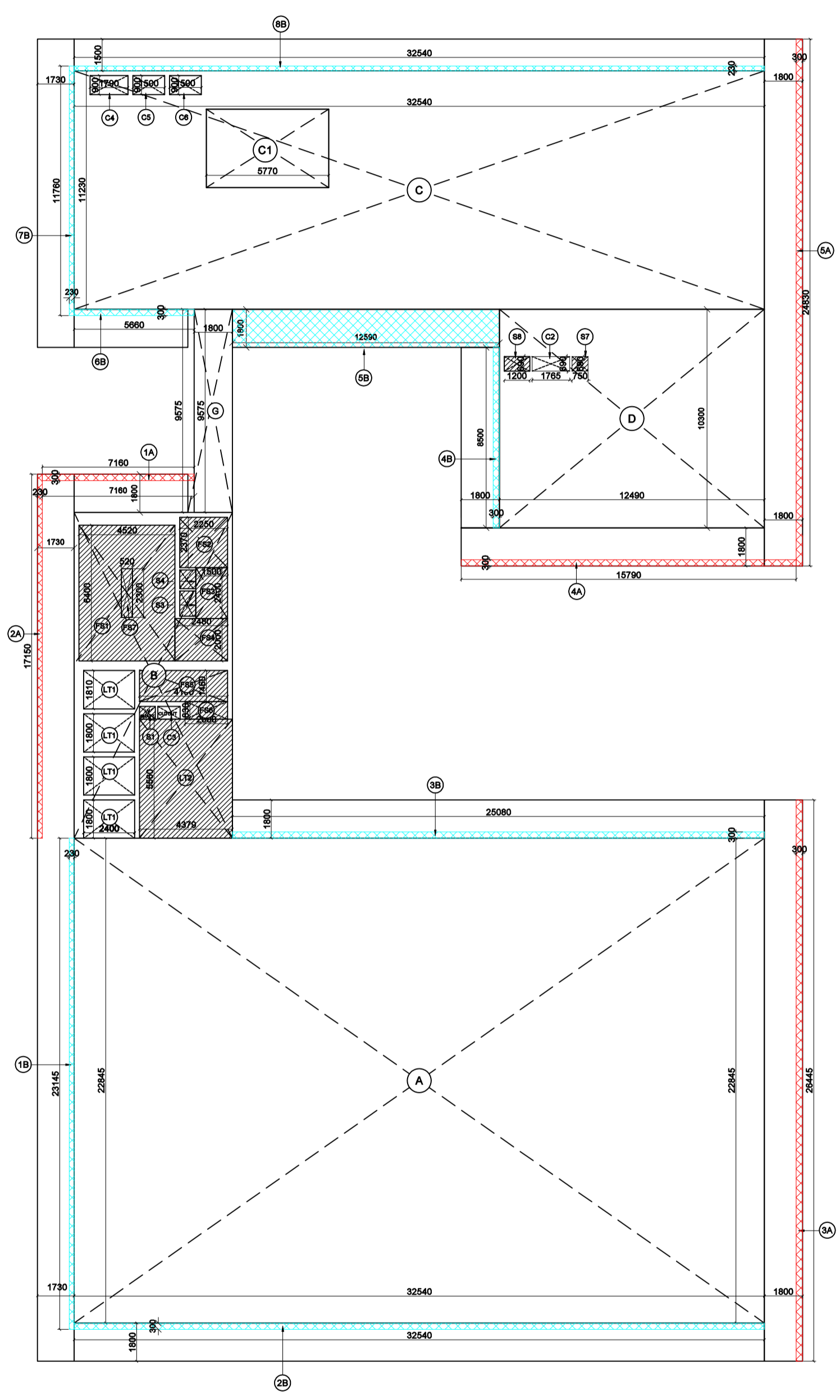
Type Of Drawing: FOR SANCTION

Title: 2ND FLOOR PLAN

Scale:	1:200	Drawn:	AMAN KUMAR
Date:	26-10-2025	Sheet Size:	A1
Project No:		File No:	
North:		Drawing No:	



3RD FLOOR (SHOP)

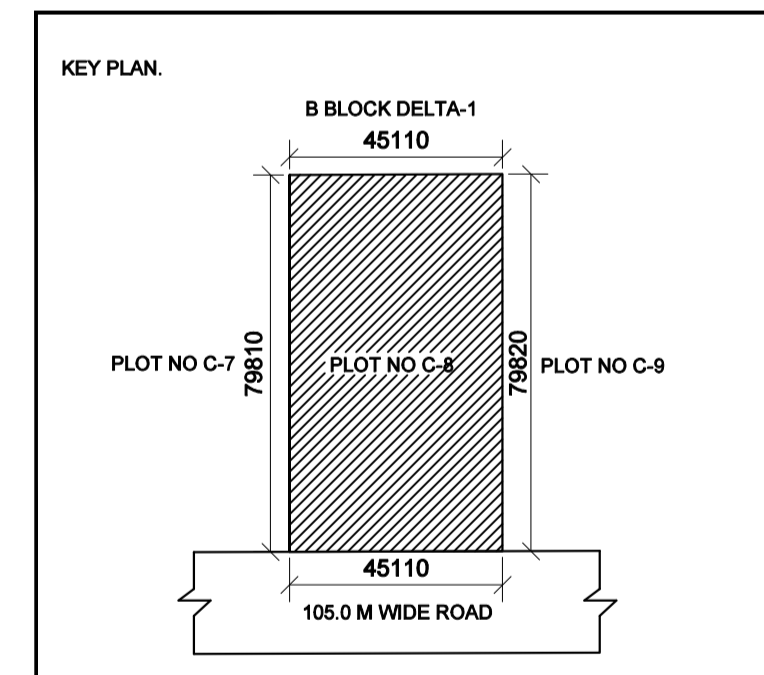


3RD FLOOR ADDITION & DEDUCTION AREA ENVELOPES

THIRD FLOOR				
F.A.R ADDITION AREA ENVELOPES				
S.No.	X	Y	NO	Area
A	32.54	22.85	1.00	743.38
B	7.46	15.35	1.00	114.51
C	32.54	11.23	1.00	365.42
D	12.49	10.30	1.00	128.65
G	1.80	9.57	1.00	17.23
TOTAL				1369.18
F.A.R DEDUCTION AREA ENVELOPES				
C1	5.77	3.70	1.00	21.35
C2	1.77	0.69	1.00	1.22
C3	1.055	0.6	1.00	0.63
TOTAL				23.20
LIFT SHAFT (DEDUCTION IN F.A.R)				
LT1	2.40	1.80	4.00	17.28
TOTAL				17.28
LIFT LOBBY (15%SERVICE)				
LT2	4.38	5.56	1.00	24.34
TOTAL				24.34
FIRE STAIRCASE (15%SERVICE)				
FS1	4.52	6.40	1.00	28.93
FS2	2.25	2.37	1.00	5.33
FS3	1.50	2.40	1.00	3.60
FS4	2.48	2.00	1.00	4.96
FS5	4.15	1.46	1.00	6.06
FS6	2.00	0.83	1.00	1.66
TOTAL				50.54
FIRE STAIRCASE CUTOUT (DEDUCTION IN F.STAIRCASE)				
FS7	0.52	2.30	1.00	1.20
TOTAL				1.20
SHAFT (15%SERVICE)				
S1	0.75	0.60	1.00	0.45
S3	1.11	0.63	1.00	0.70
S4	0.63	0.88	1.00	0.55
S7	0.75	0.69	1.00	0.52
S8	1.20	0.69	1.00	0.83
TOTAL				3.05
FAR ADDITION BALCONY AREA ENVELOPES				
BALCONIES THAT HAVE TAKEN UP TO 25%				
S.No.	LENGTH	DEPTH	NO	Area
1A	7.66	0.30	1.00	2.30
2A	17.15	0.23	1.00	3.94
3A	26.44	0.30	1.00	7.93
4A	15.79	0.30	1.00	4.74
5A	24.83	0.30	1.00	7.45
TOTAL BALCONY AREA				26.36
A. 25% AREA (FAR AREA)				6.59
BALCONIES THAT HAVE TAKEN UP TO 100%				
1B	23.15	0.23	1.00	5.32
2B	32.54	0.30	1.00	9.76
3B	25.08	0.30	1.00	7.52
4B	8.50	0.30	1.00	2.55
5B	12.59	1.80	1.00	22.66
6B	5.66	0.30	1.00	1.70
7B	1.73	0.23	1.00	0.40
8B	32.54	0.23	1.00	7.48
B. TOTAL BALCONY AREA				49.92
TOTAL FAR BALCONY AREA A+B				56.51
TOTAL ADDITION AREA				1369.18
TOTAL DEDUCTION AREA				118.41
TOTAL FAR				ADDITION AREA-DEDUCTION AREA+F.A.R. BALCONY
				1300.69
SERVICE AREA 15% AREA				LIFT LOBBY + FIRE STAIRCASE + SERVICE SHAFT-FIRE ST CUTOUT.
				76.73

DOOR WINDOW SCHEDULE				
DW	SIZE	CLL	LINTL	DESCRIPTION
DOOR				
D1	750 x 2400	-	2400	FLUSH DOOR
D2	1500 x 2400	-	2400	FLUSH DOOR
D3	1200 x 2400	-	2400	FLUSH DOOR
D4	1800 x 2400	-	2400	FLUSH DOOR
D5	1600 x 2400	-	2400	FLUSH DOOR
D6	2000 x 2400	-	2400	FLUSH DOOR
WINDOW				
WS1	3000 x 2400	-	2400	FLUSH DOOR
WS2	3000 x 2400	-	2400	FLUSH DOOR
WS3	4000 x 2400	-	2400	FLUSH DOOR
WS4	4500 x 2400	-	2400	FLUSH DOOR
WS5	5000 x 2400	-	2400	FLUSH DOOR
WS6	6000 x 2400	-	2400	FLUSH DOOR

Amit Varma
Digitally signed by Amit Varma
Date: 2025.12.23
17:38:41 +05'30'



Client Sign: HARENDRA KUMAR VISHWAKARMA ARMA
Digitally signed by HARENDRA KUMAR VISHWAKARMA
Date: 2025.11.13
15:58:51 +05'30'

Architect Sign: KAVI JAIN
Digitally signed by KAVI JAIN
Date: 2025.12.23 11:48:27 +05'30'

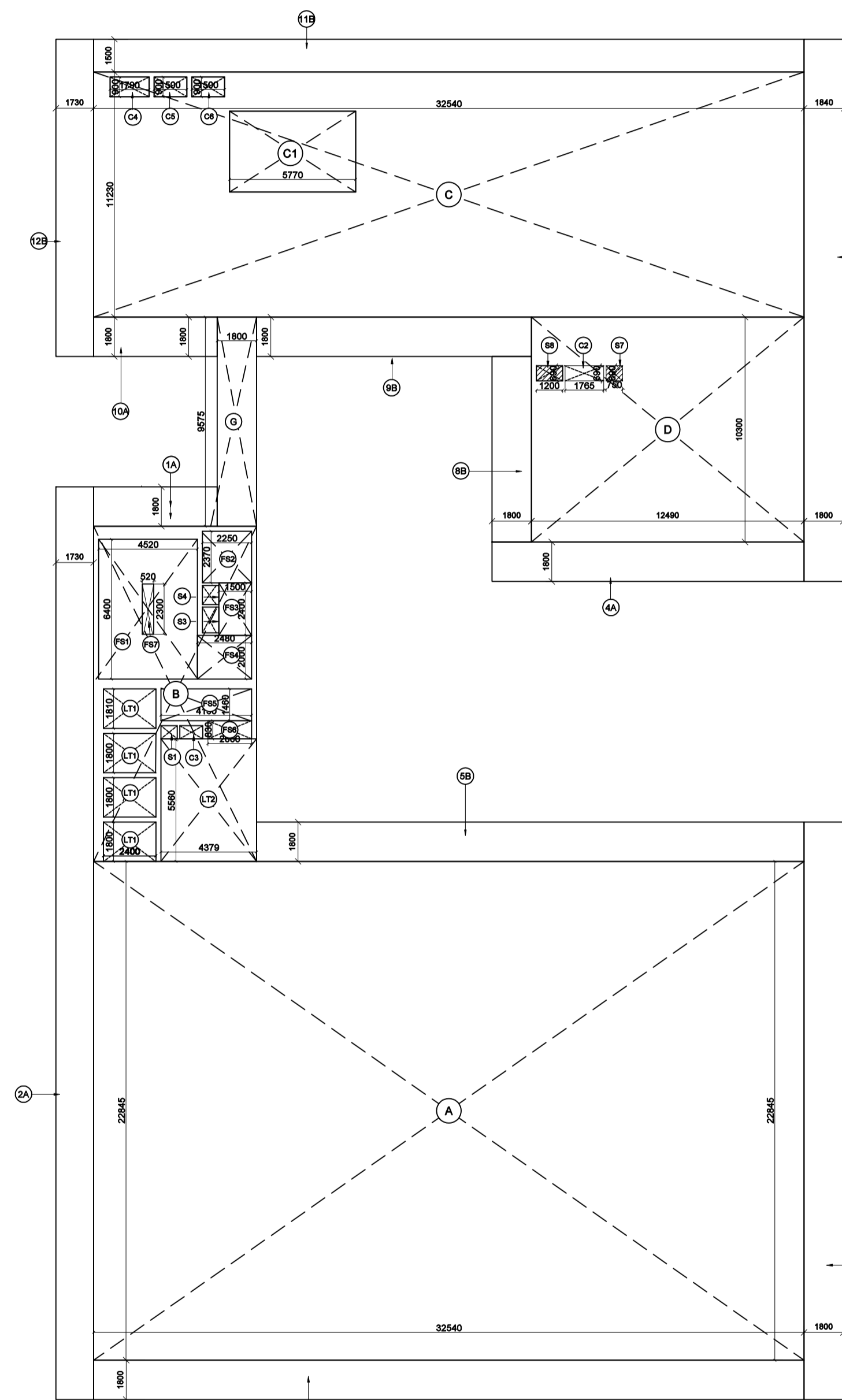
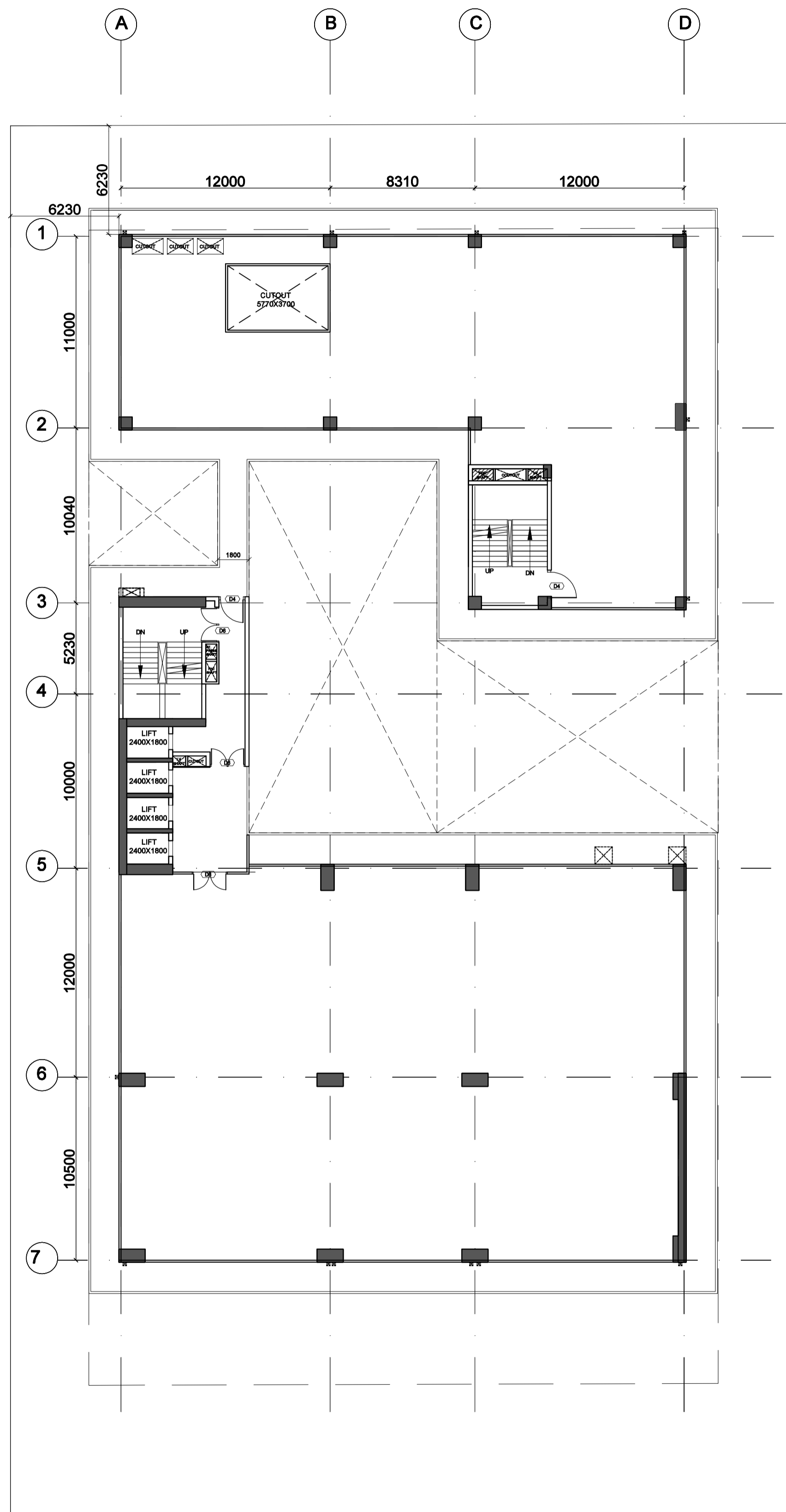
Architect: NIRMAN CONSULTANTS
total project management . architecture . planning . interiors

Project: PROPOSED COMMERCIAL PROJECT
"LEVANTE METRO WALK" FOR M/s LEVANTE PROJECTS
Plot No C-08, Sector-DELTA-1, G. Noida

Type Of Drawing: FOR SANCTION

Title: 3RD FLOOR PLAN

Scale:	1:200	Drawn:	AMAN KUMAR
Date:	26-10-2025	Sheet Size:	A1
Project No:		File No:	
North:		Drawing No:	SB10 OF 25



FOURTH FLOOR(SERVICE FLOOR)

ADDITION AREA ENVELOPES

S.No.	X	Y	NO	Area
A	32.54	22.85	1.00	743.38
B	7.46	15.35	1.00	114.51
C	32.54	11.23	1.00	365.42
D	12.49	10.30	1.00	128.65
G	2.10	9.57	1.00	20.10
TOTAL				1372.06

DEDUCTION AREA ENVELOPES

S.No.	X	Y	NO	Area
C1	5.77	3.70	1.00	21.35
C2	1.77	0.69	1.00	1.22
C3	1.055	0.6	1.00	0.63
TOTAL				23.20

LIFT SHAFT

LT	X	Y	NO	Area
LT1	2.40	1.80	4.00	17.28
TOTAL				17.28

LIFT LOBBY

LT	X	Y	NO	Area
LT2	4.38	5.56	1.00	24.34
TOTAL				24.34

SHAFTS

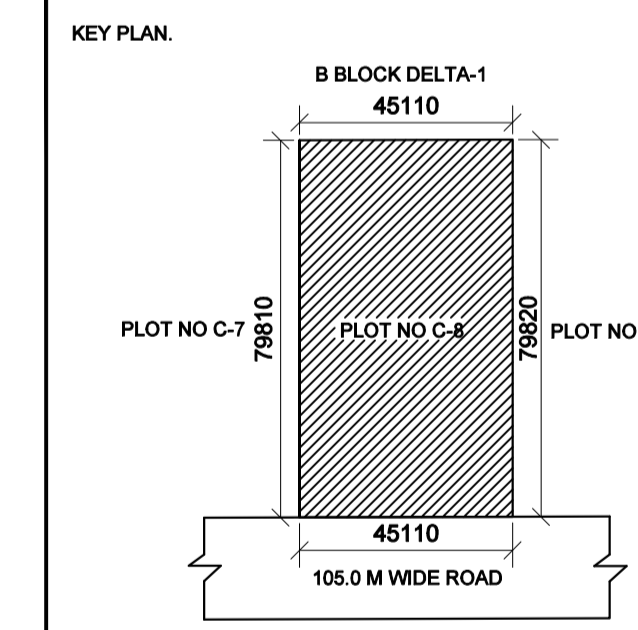
S	X	Y	NO	Area
S1	0.75	0.60	1.00	0.45
S3	1.11	0.63	1.00	0.70
S4	0.63	0.88	1.00	0.55
S7	0.75	0.69	2.00	1.04
S8	1.20	0.69	1.00	0.83
S9	0.90	0.69	1.00	0.62
S7	0.52	2.30	1.00	1.20
TOTAL				5.38

TOTAL ADDITION AREA	1372.06	
TOTAL NON FAR AREA		TOTAL ADDITION AREA INCLUDING SHAFT ,LIFT SHAFT + PROJECTION AREA-DEDUCTION AREA
		1348.86

DOOR WINDOW SCHEDULE

DW	SIZE	COLL	INTEL	DESCRIPTION
DOOR				
D1	750 x 2400	-	2400	FLUSH DOOR
D2	1000 x 2400	-	2400	FLUSH DOOR
D3	1200 x 2400	-	2400	FLUSH DOOR
D4	1800 x 2400	-	2400	FLUSH DOOR
D5	1800 x 2400	-	2400	FLUSH DOOR
D6	2000 x 2400	-	2400	FLUSH DOOR
DOOR				
R1	3000 x 2400	-	2400	FLUSH DOOR
R2	3000 x 2400	-	2400	FLUSH DOOR
R3	4000 x 2400	-	2400	FLUSH DOOR
R4	4500 x 2400	-	2400	FLUSH DOOR
R5	5000 x 2400	-	2400	FLUSH DOOR
R6	6000 x 2400	-	2400	FLUSH DOOR

Amit Varma
Digitally signed by Amit Varma
Date: 2025.12.23 17:38:55 +05'30'



Client Sign: HARENDRA KUMAR VISHWAKARMA ARMA
Digitally signed by HARENDRA KUMAR VISHWAKARMA
Date: 2025.11.13 15:58:51 +05'30'

Architect Sign: KAVI JAIN
Digitally signed by KAVI JAIN
Date: 2025.12.23 17:38:55 +05'30'

Architect: NIRMAN CONSULTANTS
E-139, Okhla Industrial Estate Phase-III, New Delhi-110020
Phone: +91 11 26223045
+91 11 41622004
Email: info@nirman.com
www.nirman.com

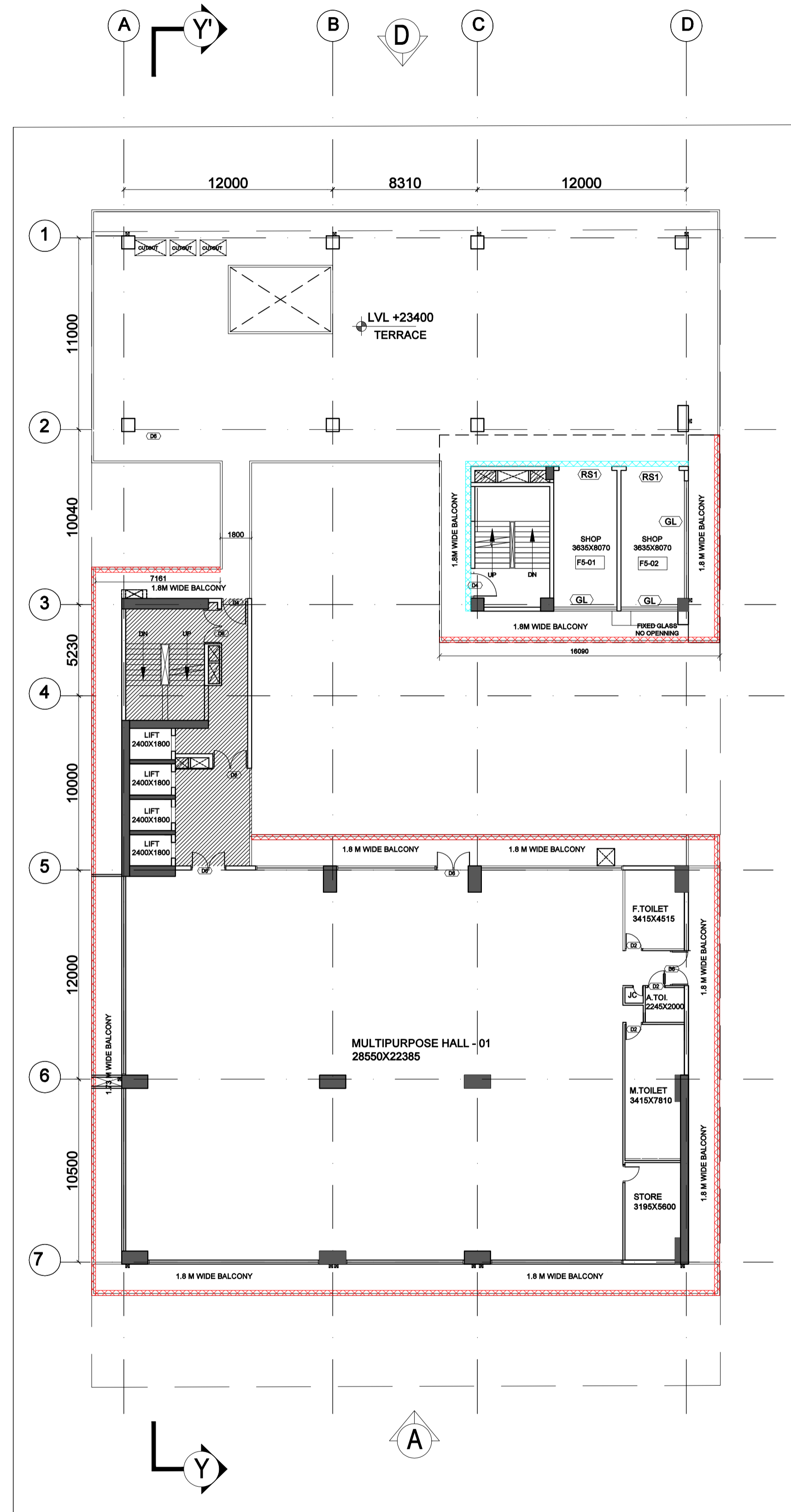
Project: PROPOSED COMMERCIAL PROJECT "LEVANTE METRO WALK" FOR M/s LEVANTE PROJECTS Plot No C-08, Sector-DELTA-1, G. Noida

Type Of Drawing: FOR SANCTION

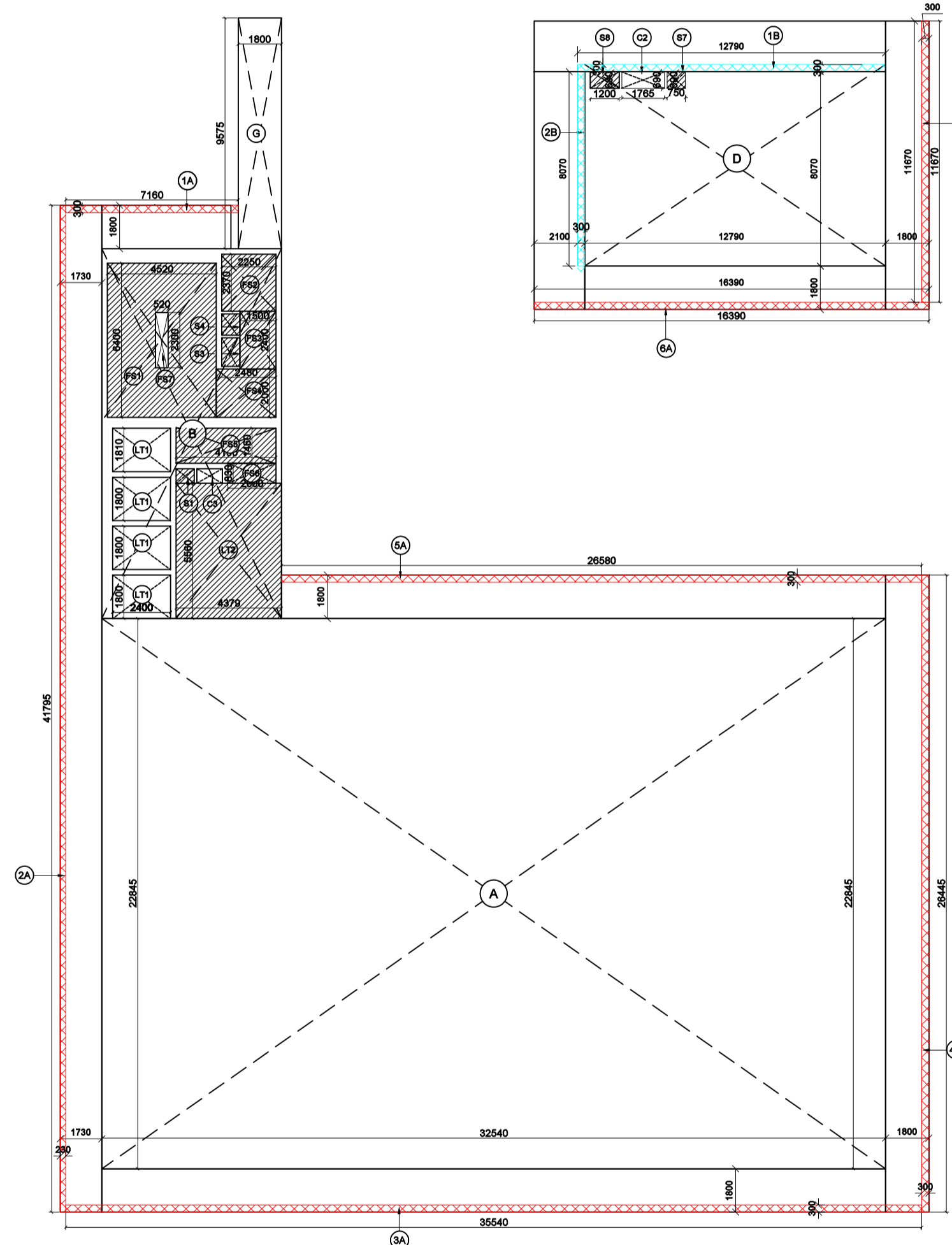
Title: 4TH FLOOR PLAN (SERVICE FLOOR)

Scale: 1:200
Date: 26-10-2025
Project No.: .
North: ↗

Drawn: AMAN KUMAR
Sheet Size: A1
File No.: .
Drawing No.: SB11 OF 25



5TH FLOOR

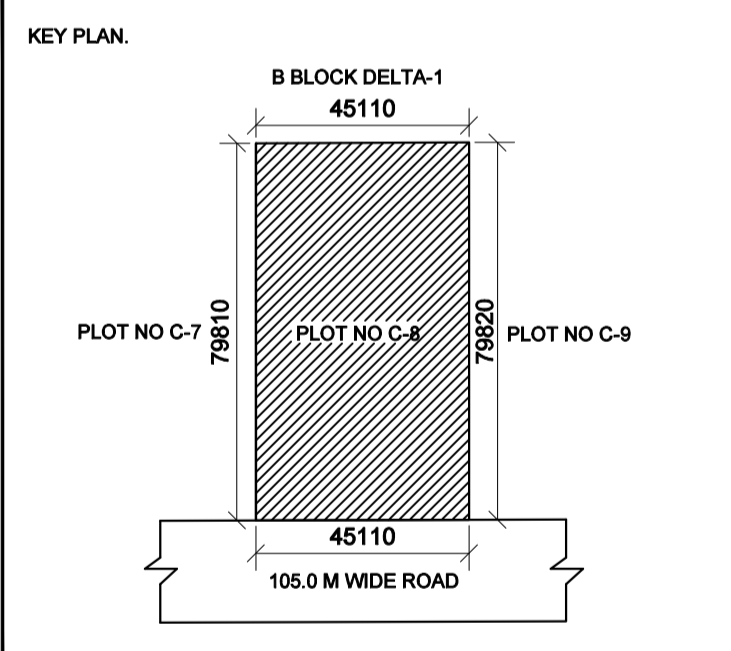


5TH FLOOR
ADDITION & DEDUCTION AREA ENVELOPES

FIFTH FLOOR				
ADDITION AREA ENVELOPES				
S.No.	X	Y	Area	
A	12.54	12.85	1.00	
B	7.46	15.35	1.00	
C	12.49	11.23	1.00	
D	12.79	8.07	1.00	
TOTAL			1301.37	
F.A.R DEDUCTION AREA ENVELOPES				
S.No.	X	Y	Area	
C2	1.77	0.69	1.00	
C3	1.055	0.6	1.00	
TOTAL			1.85	
LIFT SHAFT (REDUCTION IN F.A.R)				
Lift	X	Y	Area	
LT1	2.40	1.80	4.00	
TOTAL			17.28	
LIFT LOBBY (15% SERVICE)				
Lift	X	Y	Area	
LT2	4.378	4.56	1	
TOTAL			24.34	
FIRE STAIRCASE (15% SERVICE)				
S.No.	X	Y	Area	
FS1	4.52	6.40	1.00	
FS2	2.25	2.37	1.00	
FS3	1.50	2.40	1.00	
FS4	2.48	2.00	1.00	
FS5	4.15	1.44	1.00	
FS6	2.00	0.83	1.00	
TOTAL			50.54	
FIRE STAIRCASE CUTOFF (REDUCTION IN F.A.R)				
S.No.	X	Y	Area	
FS7	0.52	2.30	1.00	
TOTAL			1.20	
SHAFTS (15% SERVICE)				
S.No.	X	Y	Area	
S1	0.75	0.60	1.00	
S3	1.11	0.63	1.00	
S4	0.63	0.88	1.00	
S7	0.75	0.69	1.00	
S8	1.20	0.69	1.00	
TOTAL			3.05	
FAR ADDITION BALCONY AREA ENVELOPES				
S.No.	LENGTH	DEPTH	NO	Area
1A	7.16	0.30	1.00	2.15
2A	41.79	0.30	1.00	9.61
3A	35.54	0.30	1.00	10.66
4A	26.45	0.30	1.00	7.93
5A	26.58	0.30	1.00	7.97
6A	16.89	0.30	1.00	4.92
7A	11.67	0.30	1.00	3.50
TOTAL BALCONY AREA			46.75	
A. 25% AREA (FAR AREA)				
TOTAL BALCONY AREA			11.69	
BALCONIES THAT HAVE TAKEN UP TO 100%				
S.No.	X	Y	Area	
1B	12.79	0.30	1.00	
2B	8.07	0.30	1.00	
TOTAL BALCONY AREA			6.26	
TOTAL FAR BALCONY AREA A+B			17.94	
TOTAL ADDITION AREA 1301.37				
TOTAL DEDUCTION AREA 78.58				
TOTAL FAR ADDITION AREA-DEDUCTION AREA+F.A.R. BALCONY 1040.73				
SERVICE AREA 15% AREA LIFT LOBBY + FIRE STAIRCASE + SERVICE SHAFT-FIRE ST CUTOFF 78.73				

DOOR WINDOW SCHEDULE			
DOOR	SIZE	QTY	UNITS DESCRIPTION
D1	1750 x 2400	2400	FLUSH DOOR
D2	1500 x 2400	2400	FLUSH DOOR
D3	1500 x 2400	2400	FLUSH DOOR
D4	1800 x 2400	2400	FLUSH DOOR
D5	1800 x 2400	2400	FLUSH DOOR
D6	2000 x 2400	2400	FLUSH DOOR
DOOR			
R1	2000 x 2400	2400	FLUSH DOOR
R2	1800 x 2400	2400	FLUSH DOOR
R3	1400 x 2400	2400	FLUSH DOOR
R4	1400 x 2400	2400	FLUSH DOOR
R5	1400 x 2400	2400	FLUSH DOOR
R6	1400 x 2400	2400	FLUSH DOOR
R7	1400 x 2400	2400	FLUSH DOOR
R8	1400 x 2400	2400	FLUSH DOOR
R9	1400 x 2400	2400	FLUSH DOOR
R10	1400 x 2400	2400	FLUSH DOOR

Amit Varma
Digitally signed by Amit Varma
Date: 2025.12.23 17:39:12 +05'30'



Client Sign: HARENDRA KUMAR VISHWAKARMA ARMA
Digitally signed by HARENDRA KUMAR VISHWAKARMA
Date: 2025.11.13 15:58:51 +05'30'

Architect Sign: KAVI JAIN
Digitally signed by KAVI JAIN
Date: 2025.11.13 15:58:51 +05'30'

Architect: NIRMAN CONSULTANTS
E-136, Okhla Industrial Estate Phase-III, New Delhi-110025
Phone: +91 11 26523445
Toll Free: +91 11 26523445
E-mail: info@nirman.com
Website: www.nirman.com

total project management . architecture . planning . interiors

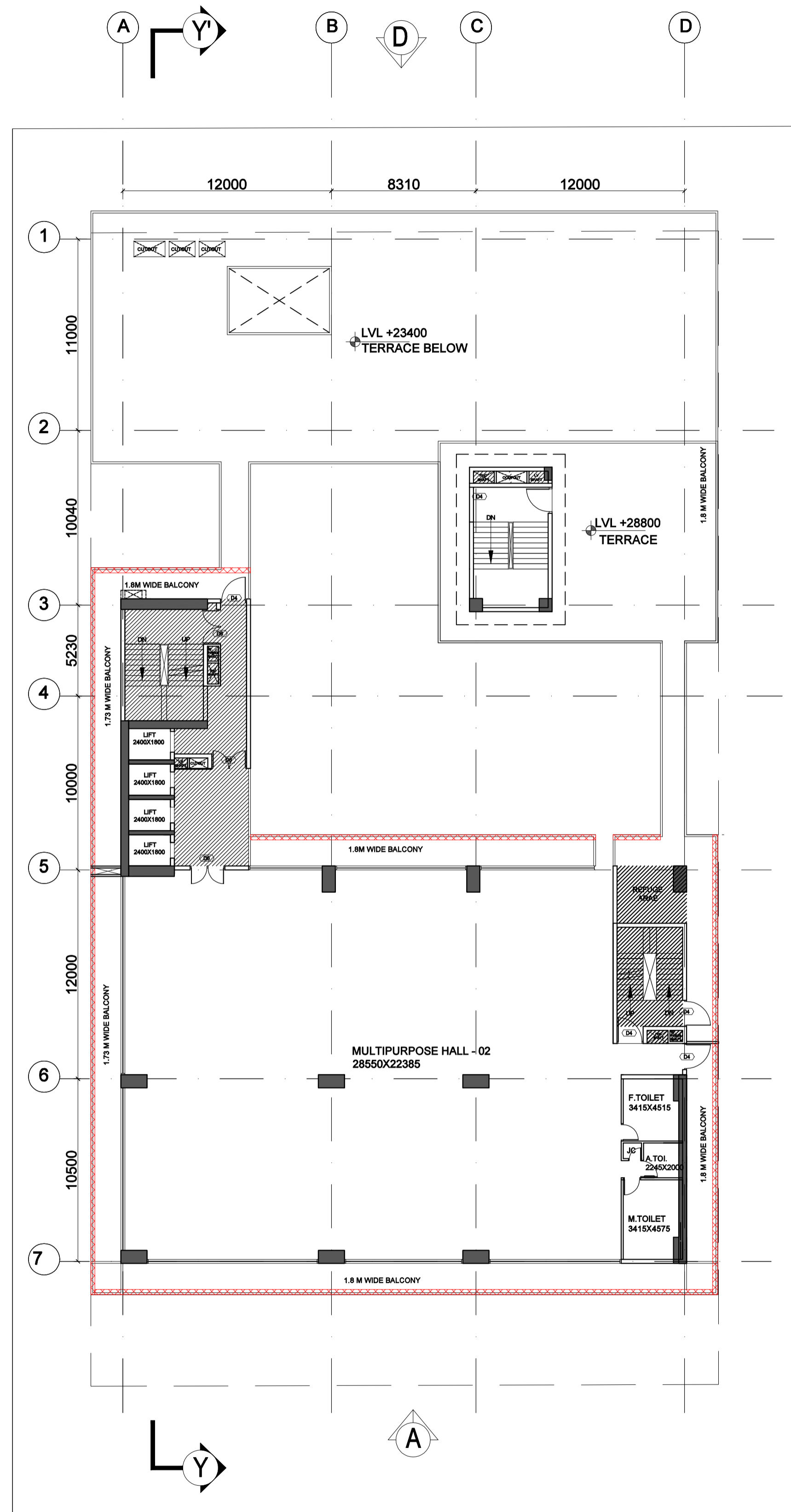
Project: PROPOSED COMMERCIAL PROJECT "LEVANTE METRO WALK" FOR M/s LEVANTE PROJECTS Plot No C-08, Sector-DELTA-1, G. Noida

Type Of Drawing: FOR SANCTION

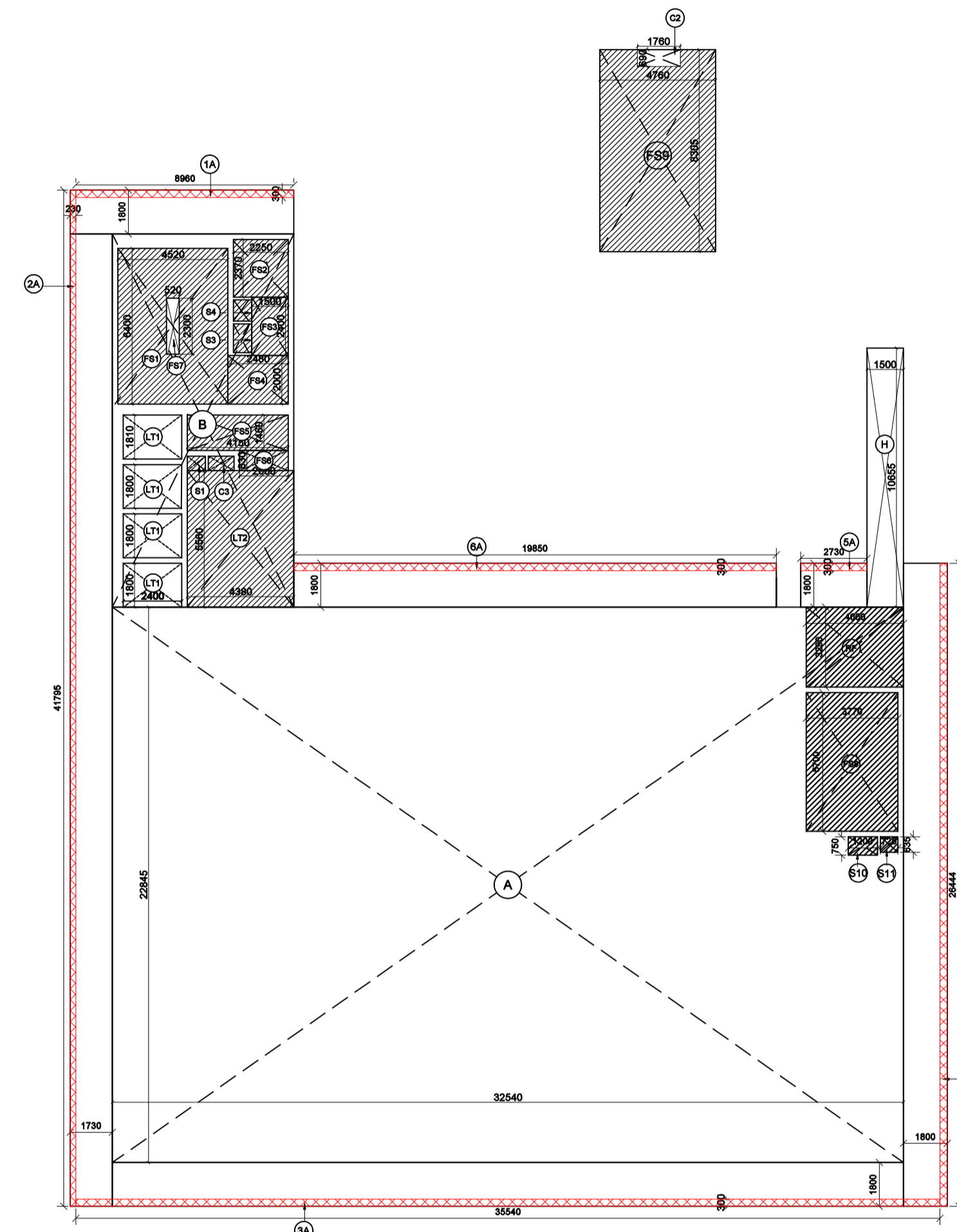
Title: 5TH FLOOR PLAN

Scale: 1:200
Date: 26-10-2025
Project No: .
North: N

Drawn: AMAN KUMAR
Sheet Size: A1
File No: .
Drawing No: SB12 OF 25



6TH FLOOR

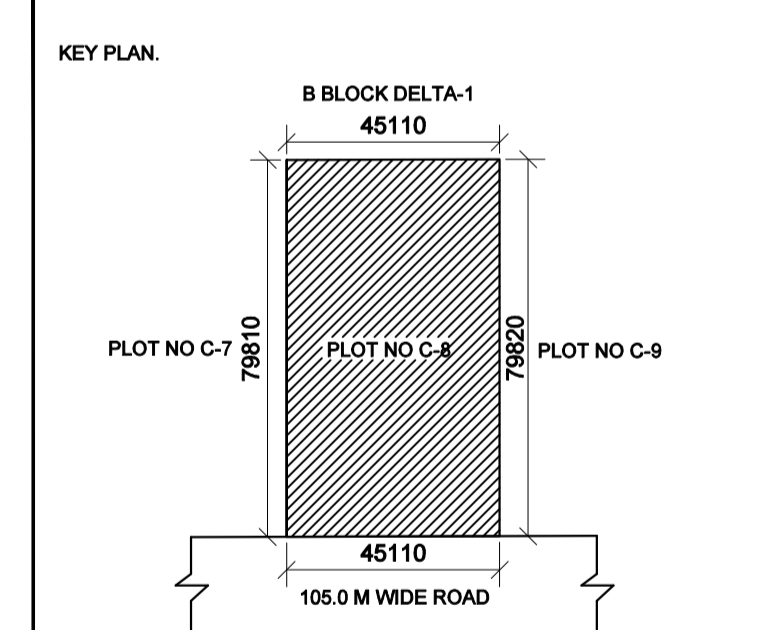


6TH FLOOR
ADDITION & DEDUCTION AREA ENVELOPES

SIXTH FLOOR				
F.A.R ADDITION AREA ENVELOPES				
S.No.	X	Y	NO	Area
A	32.54	22.85	1.00	743.38
B	7.46	15.35	1.00	114.51
H	1.50	10.60	1.00	15.90
TOTAL				873.79
F.A.R DEDUCTION AREA ENVELOPES				
C2	1.77	0.69	1.00	1.22
C3	1.055	0.6	1.00	0.63
TOTAL				1.85
LIFT SHAFT (DEDUCTION IN F.A.R)				
LT1	2.40	1.80	4.00	17.28
TOTAL				17.28
LIFT LOBBY (15%SERVICE)				
LT2	4.378	5.56	1	24.34
TOTAL				24.34
FIRE STAIRCASE (15%SERVICE)				
FS1	4.52	6.40	1.00	28.93
FS2	2.25	2.37	1.00	5.33
FS3	1.50	2.40	1.00	3.60
FS4	2.48	2.00	1.00	4.96
FS5	4.15	1.46	1.00	6.06
FS6	2.00	0.83	1.00	1.66
FS8	3.77	5.70	1.00	21.49
TOTAL				72.03
FIRE STAIRCASE CUTOUT (DEDUCTION IN F.STAIRCASE)				
FS7	0.52	2.30	1.00	1.20
TOTAL				1.20
MUMTY AREA				
FS9	4.76	8.31	1.00	39.53
TOTAL				39.53
SHAFT (15% SERVICE)				
S1	0.75	0.60	1.00	0.45
S3	1.11	0.63	1.00	0.70
S4	0.63	0.88	1.00	0.55
TOTAL				1.70
SHAFT WHICH START FROM 6th FLOOR (15%SERVICE)				
S10	1.20	0.75	1.00	0.90
S11	0.73	0.64	1.00	0.46
TOTAL AREA				1.36
REFUGE AREA				
RF	4.00	3.29	1.00	13.16
TOTAL				13.16
FAR ADDITION BALCONY AREA ENVELOPES				
BALCONIES THAT HAVE TAKEN UP TO 25%				
S.No.	LENGTH	DEPTH	NO	Area
1A	8.96	0.30	1.00	2.69
2A	41.795	0.23	1.00	9.61
3A	35.54	0.30	1.00	10.66
4A	26.44	0.30	1.00	7.93
5A	2.73	0.30	1.00	0.82
6A	19.85	0.30	1.00	5.96
TOTAL BALCONY AREA				37.67
A. 25% AREA (FAR AREA)				
0	0.00	0.00	0.00	0.00
TOTAL BALCONY AREA				0.00
B. TOTAL BALCONY AREA				
TOTAL FAR BALCONY AREA A+B				9.42
TOTAL ADDITION AREA				873.79
TOTAL DEDUCTION AREA				131.72
TOTAL FAR				751.48
SERVICE AREA 15% AREA				150.93

DOOR WINDOW SCHEDULE				
DW	SIZE	CELL	LINTEL	DESCRIPTION
DOOR				
D1	1760 x 2400	-	2400	FLUSH DOOR
D2	1100 x 2400	-	2400	FLUSH DOOR
D3	1300 x 2400	-	2400	FLUSH DOOR
D4	1600 x 2400	-	2400	FLUSH DOOR
D5	1800 x 2400	-	2400	FLUSH DOOR
D6	2000 x 2400	-	2400	FLUSH DOOR
WINDOW				
W1	3000 x 2400	-	2400	FLUSH DOOR
W2	3000 x 2400	-	2400	FLUSH DOOR
W3	4000 x 2400	-	2400	FLUSH DOOR
W4	4000 x 2400	-	2400	FLUSH DOOR
W5	5000 x 2400	-	2400	FLUSH DOOR
W6	5000 x 2400	-	2400	FLUSH DOOR

Digitally signed
by Amit Varma
Date: 2025.12.23
17:39:27
+05'30'



Client Sign: Digitally signed by HARENDRA KUMAR VISHWAK ARMA Date: 2025.11.13 15:58:51 +05'30'

Architect Sign: KAVI JAIN

Architect: NIRMAN CONSULTANTS total project management . architecture . planning . interiors

Project: PROPOSED COMMERCIAL PROJECT "LEVANTE METRO WALK" FOR M/s LEVANTE PROJECTS Plot No C-08, Sector-DELTA-1, G. Noida

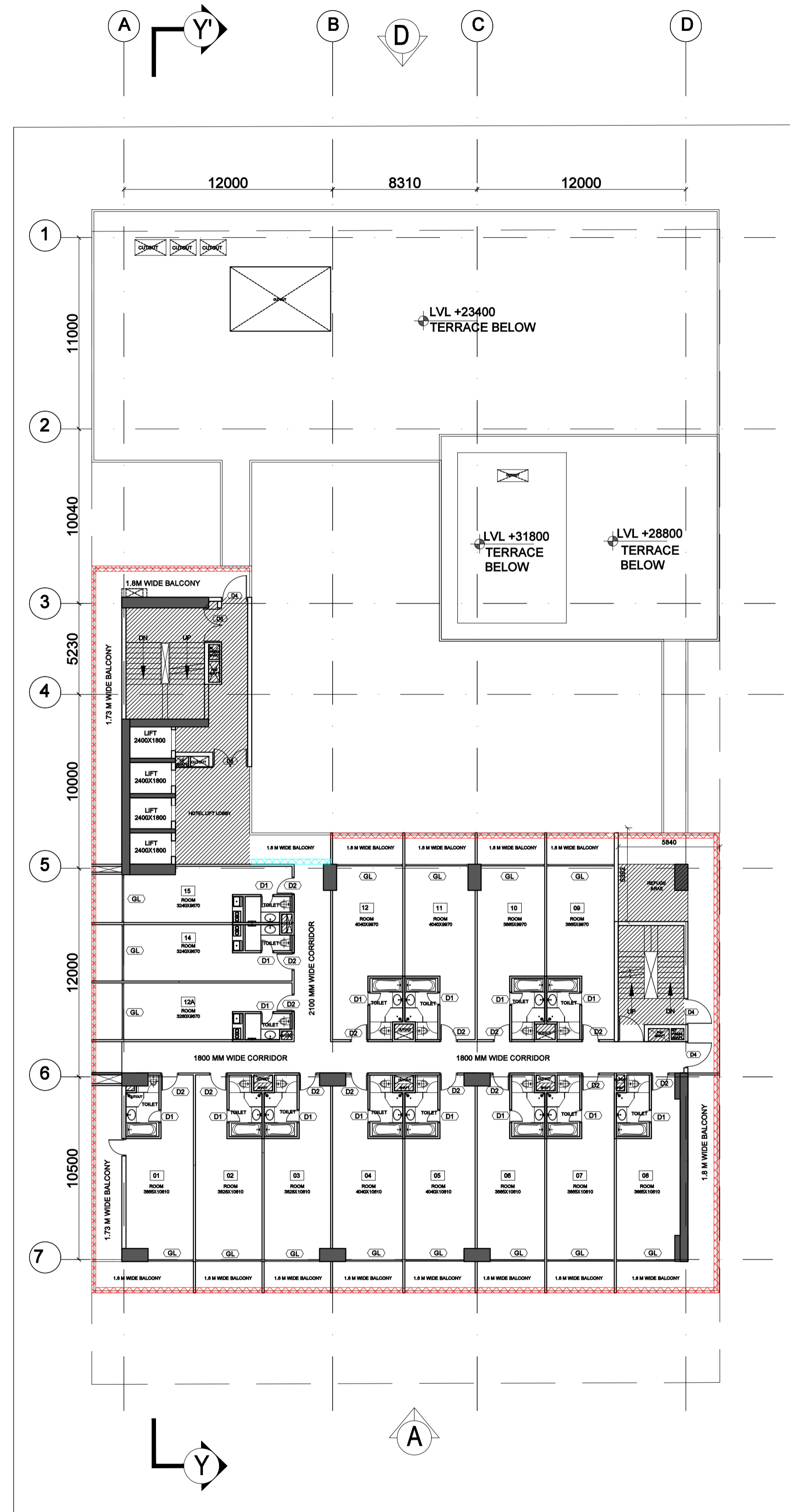
Type Of Drawing: FOR SANCTION

Title: 6TH FLOOR PLAN

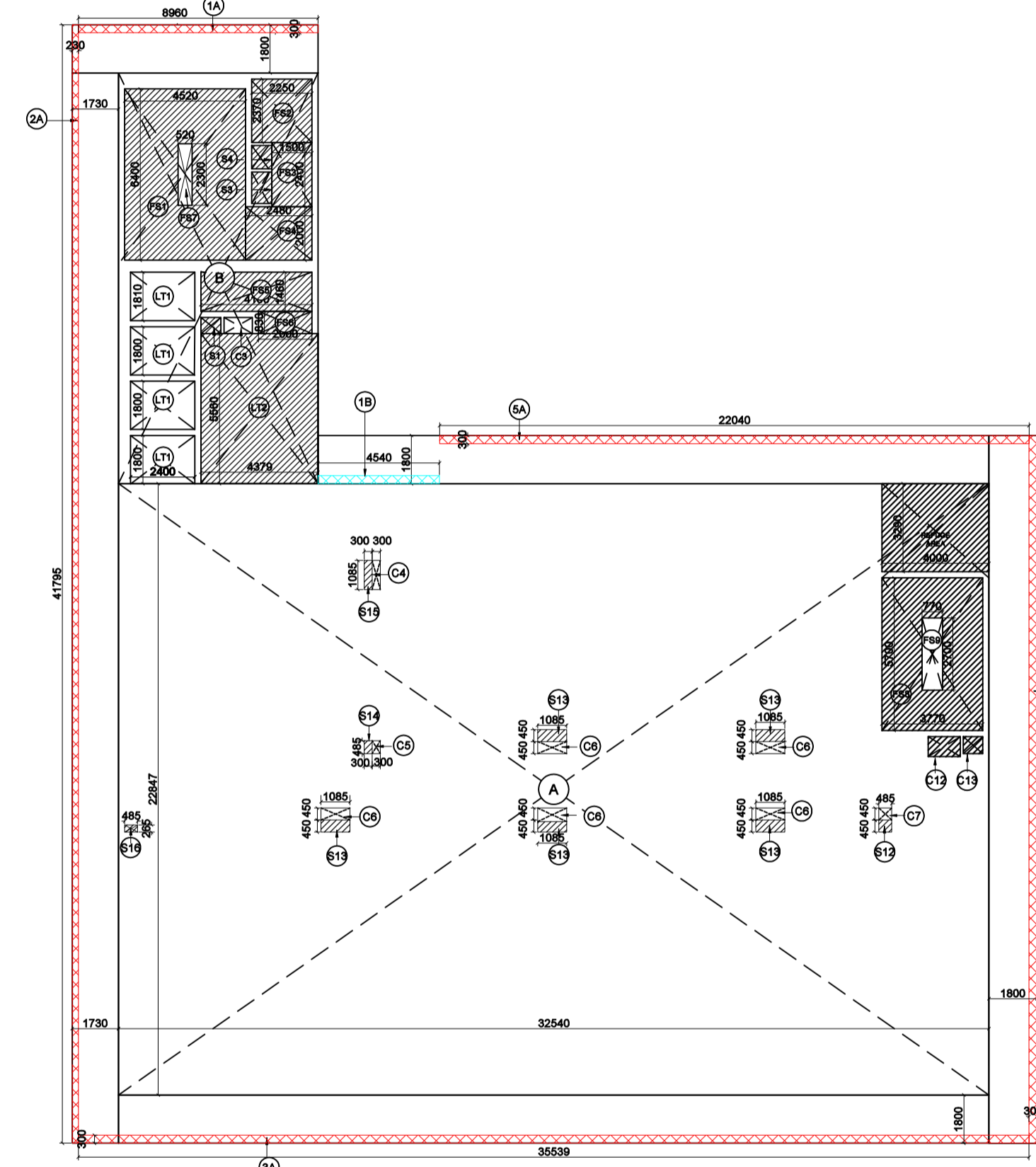
Scale: 1:200 Date: 28-10-2025 Project No: .

Drawn: AMAN KUMAR Sheet Size: A1 File No: .

North: Drawing No: SB13 OF 25



TYPICAL ROOM FLOOR
8,11&14

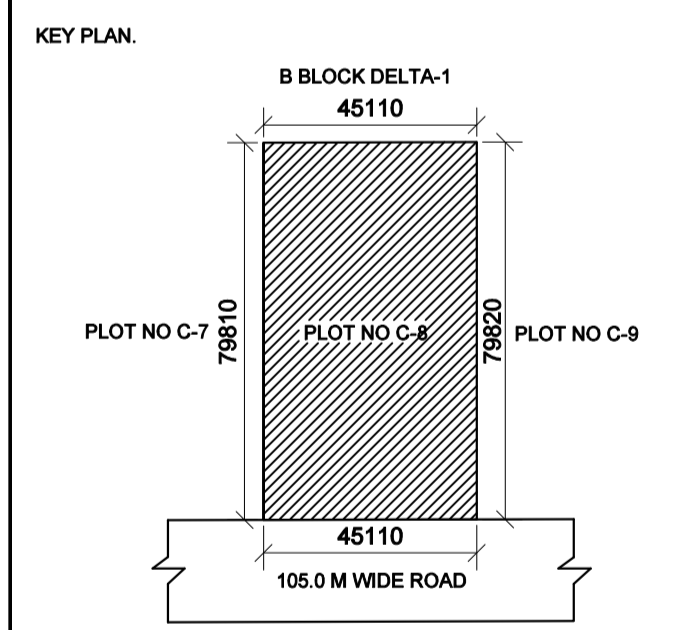


TYPICAL ROOM FLOOR
8,11&14 (WTH REFUGE AREA)
ADDITION & DEDUCTION AREA ENVELOPES

TYPICAL FLOOR 8,11&14 TH FLOOR				
F.A.R ADDITION AREA ENVELOPES				
S.No.	X	Y	NO	Area
A	32.54	22.845	1	743.38
B	7.46	15.35	1.00	114.51
TOTAL				857.89
F.A.R DEDUCTION AREA ENVELOPES				
C3	1.055	0.6	1.00	0.63
C4	0.300	1.05	1.00	0.32
C5	0.300	0.49	1.00	0.15
C6	1.085	10.45	5.00	2.44
C7	0.485	0.45	1.00	0.22
TOTAL				3.75
LIFT SHAFT (DEDUCTION IN F.A.R)				
LT1	2.40	1.80	4.00	17.28
TOTAL				17.28
LIFT LOBBY (15% SERVICE)				
LT2	4.378	5.56	1	24.34
TOTAL				24.34
FIRE STAIRCASE				
FS1	4.51	6.40	1.00	28.93
FS2	2.25	2.37	1.00	5.33
FS3	1.50	2.40	1.00	3.60
FS4	2.48	2.00	1.00	4.96
FS5	4.15	1.46	1.00	6.06
FS6	2.00	0.83	1.00	1.66
FS8	3.77	5.70	1.00	21.49
TOTAL				72.03
FIRE STAIRCASE CUTOUT (DEDUCTION IN F. STAIRCASE)				
FS7	0.52	2.30	1.00	1.20
FS9	0.77	2.70	1.00	2.08
TOTAL				3.28
SHAFTS				
S1	0.75	0.60	1.00	0.45
S3	1.11	0.63	1.00	0.70
S4	0.63	0.88	1.00	0.55
S10	1.20	0.75	1.00	0.90
S11	0.73	0.64	1.00	0.46
S12	0.49	0.45	1.00	0.22
S13	1.09	0.45	5.00	2.44
S14	0.30	0.49	1.00	0.15
S15	0.30	1.09	1.00	0.33
S16	0.49	0.27	1.00	0.13
TOTAL				6.32
REFUGE AREA				
RF	4.00	3.29	1.00	13.16
FAR ADDITION BALCONY AREA ENVELOPES				
BALCONIES THAT HAVE TAKEN UP TO 25%				
S.No.	LENGTH	DEPTH	NO	Area
1A	8.96	0.30	1.00	2.69
2A	41.795	0.23	1.00	9.61
3A	35.54	0.30	1.00	10.66
4A	26.44	0.30	1.00	7.93
5A	22.04	0.30	1.00	6.61
TOTAL BALCONY AREA				37.51
A. 25% AREA (FAR AREA)				
TOTAL BALCONY AREA				9.38
BALCONIES THAT HAVE TAKEN UP TO 100%				
1B	4.54	0.30	1.00	1.36
TOTAL FAR BALCONY AREA A+B				10.74
TOTAL ADDITION AREA				857.89
TOTAL DEDUCTION AREA				136.88
TOTAL FAR				731.74
SERVICE AREA 15% AREA				112.58

DOOR WINDOW SCHEDULE				
DW	SIZE	CALL	LUNTEL	DESCRIPTION
DOOR				
D1	1700 x 2400	-	2400	FLUSH DOOR
D2	1000 x 2400	-	2400	FLUSH DOOR
D3	1300 x 2400	-	2400	FLUSH DOOR
D4	1800 x 2400	-	2400	FLUSH DOOR
D5	1800 x 2400	-	2400	FLUSH DOOR
D6	2000 x 2400	-	2400	FLUSH DOOR
WINDOW				
W1	3000 x 2400	-	2400	FLUSH WINDOW
W2	2800 x 2400	-	2400	FLUSH WINDOW
W3	4000 x 2400	-	2400	FLUSH WINDOW
W4	4400 x 2400	-	2400	FLUSH WINDOW
W5	3000 x 2400	-	2400	FLUSH WINDOW
W6	3600 x 2400	-	2400	FLUSH WINDOW

Amit Varma
Digitally signed by Amit Varma
Date: 2025.12.23
17:39:59 +05'30'



Client Sign: HARENDRA KUMAR VISHWAKARMA ARMA
Digitally signed by HARENDRA KUMAR VISHWAKARMA
Date: 2025.11.13 15:58:51 +05'30'

Architect Sign: KAVI JAIN
Digitally signed by KAVI JAIN
Date: 2025.11.13 15:58:51 +05'30'

Architect: E-139, Oxide Industrial Estate Phase-II, New Delhi-110029
Phone: +91 11 26320084
Toll-free: +91 11 41820084
Email: info@nirman.com
Website: www.nirman.com

NIRMAN CONSULTANTS
total project management . architecture . planning . interiors

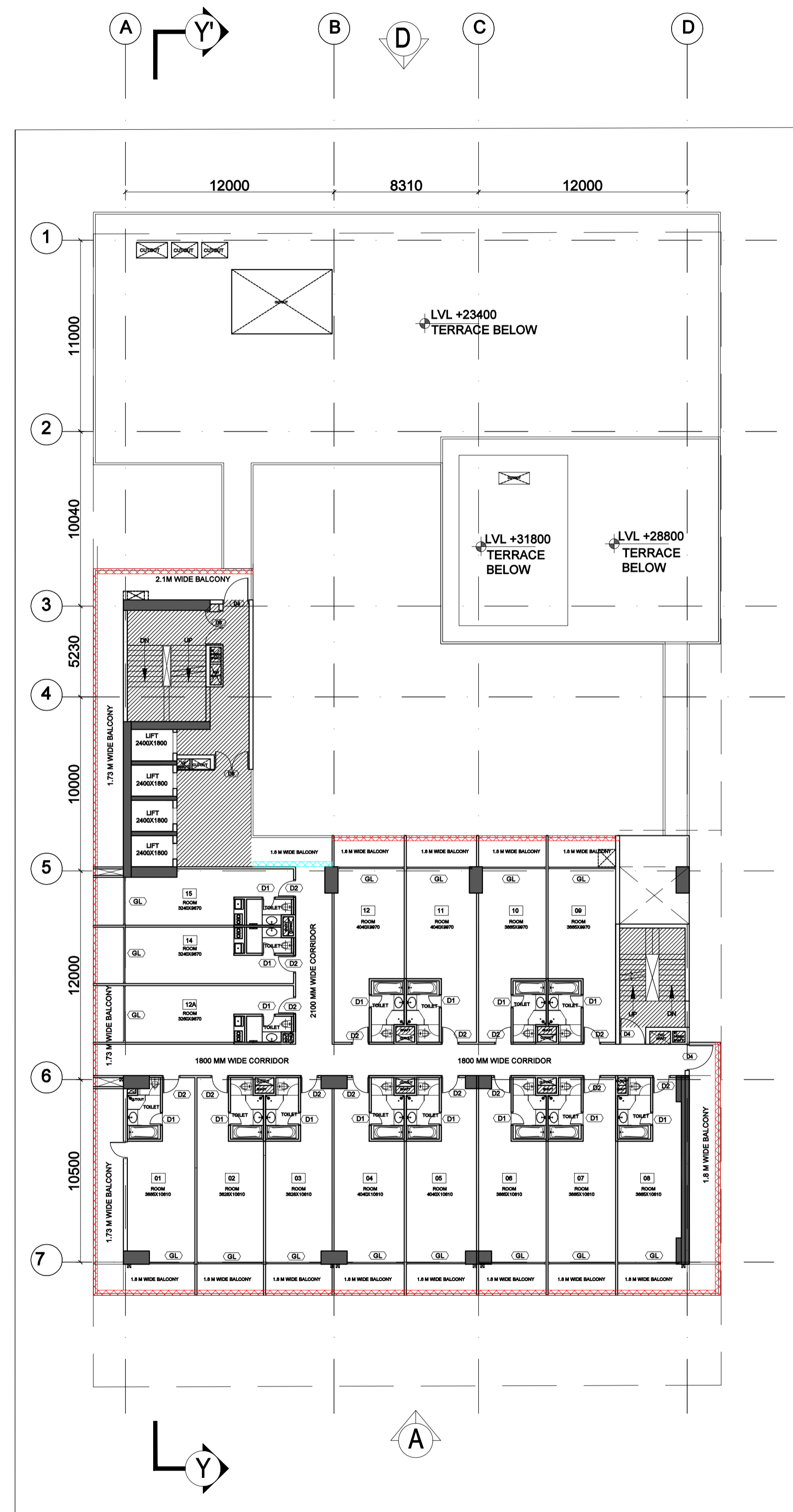
Project: PROPOSED COMMERCIAL PROJECT "LEVANTE METRO WALK" FOR M/s LEVANTE PROJECTS Plot No C-08, Sector-DELTA-1, G. Noida

Type Of Drawing: FOR SANCTION

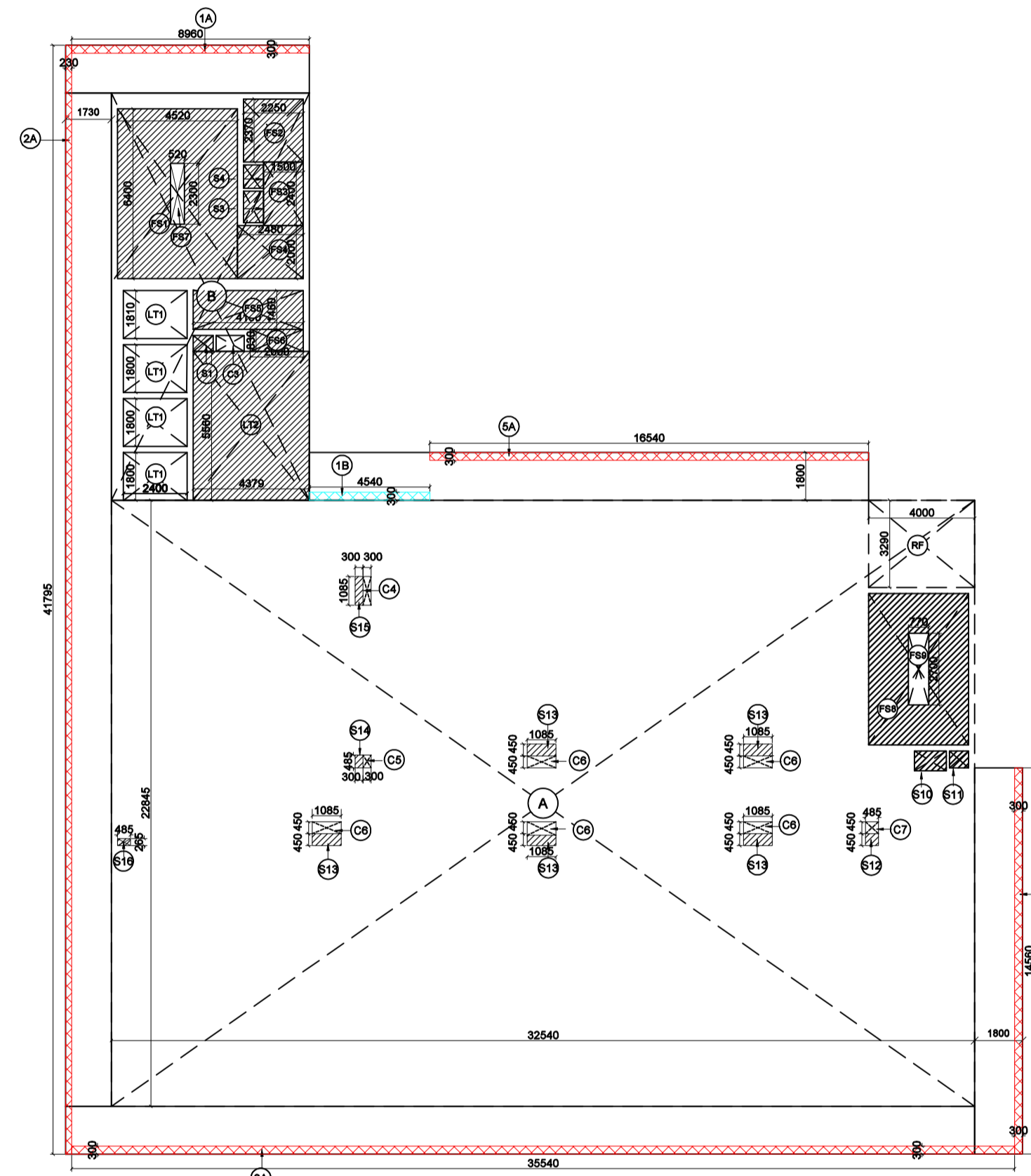
Title: TYPICAL ROOM FLOOR PLAN 8,11&14

Scale: 1:200
Date: 26-10-2025
Project No:
North:

Drawn: AMAN KUMAR
Sheet Size: A1
File No:
Drawing No:
SB15 OF 25



TYPICAL ROOM FLOOR
9,10,12,13,15 & 16



TYPICAL ROOM FLOOR
9,10,12,13,15 & 16
ADDITION & DEDUCTION AREA ENVELOPES

TYPICAL FLOOR 9,10,12,13,15&16 TH FLOOR
F.A.R ADDITION AREA ENVELOPES

S.No.	X	Y	NO	Area
A	32.54	22.845	1	743.38
B	7.46	15.35	1,000	114.51
TOTAL				857.89

F.A.R.DEDUCTION AREA ENVELOPES

S.No.	X	Y	NO	Area
RF	4.00	3.29	1,000	13.16
C3	1.055	0.6	1,000	0.63
C4	0.300	1.05	1,000	0.32
C5	0.300	0.49	1,000	0.15
C6	1.085	0.45	5,000	2.44
C7	0.485	0.45	1,000	0.22
TOTAL				16.91

LIFT SHAFT (DEDUCTION IN F.A.R)

S.No.	X	Y	NO	Area
LT1	2.40	1.80	4,000	17.28
TOTAL				17.28

LIFT LOBBY (15% SERVICE)

S.No.	X	Y	NO	Area
LT2	4.378	5.56	1	24.34
TOTAL				24.34

FIRE STAIRCASE (15% SERVICE)

S.No.	X	Y	NO	Area
FS1	4.52	6.40	1,000	28.93
FS2	2.25	2.37	1,000	5.33
FS3	1.50	2.40	1,000	3.60
FS4	2.48	2.00	1,000	4.96
FS5	4.15	1.46	1,000	6.06
FS6	2.00	0.83	1,000	1.66
FS8	3.77	5.70	1,000	21.49
TOTAL				72.03

FIRE STAIRCASE CUTOUT (DEDUCTION IN F.STAIRCASE)

S.No.	X	Y	NO	Area
FS7	0.52	2.30	1,000	1.20
FS9	0.77	2.70	1,000	2.08
TOTAL				3.28

SHAFTS (15% SERVICE)

S.No.	X	Y	NO	Area
S1	0.75	0.60	1,000	0.45
S3	1.11	0.63	1,000	0.70
S4	0.63	0.88	1,000	0.55
S10	1.20	0.75	1,000	0.90
S11	0.73	0.64	1,000	0.46
S12	0.49	0.45	1,000	0.22
S13	1.09	0.45	5,000	2.44
S14	0.30	0.49	1,000	0.15
S15	0.30	1.09	1,000	0.33
S16	0.49	0.27	1,000	0.13
TOTAL				6.32

FAR ADDITION BALCONY AREA ENVELOPES

S.No.	LENGTH	DEPTH	NO	Area
1A	8.96	0.30	1,000	2.69
2A	41.795	0.23	1,000	9.61
3A	35.54	0.30	1,000	10.66
4A	14.56	0.30	1,000	4.37
5A	16.54	0.30	1,000	4.96
TOTAL BALCONY AREA				32.29

BALCONIES THAT HAVE TAKEN UP TO 25%

S.No.	X	Y	NO	Area
AB	4.54	0.30	1,000	1.36
TOTAL FAR BALCONY AREA A+B				9.44

BALCONIES THAT HAVE TAKEN UP TO 100%

S.No.	X	Y	NO	Area
AC	1.36	0.30	1,000	0.41
TOTAL FAR BALCONY AREA A+B+C				13.60

TOTAL ADDITION AREA

TOTAL ADDITION AREA	857.89
TOTAL DEDUCTION AREA	136.88
TOTAL FAR	730.44

ADDITION AREA-DEDUCTION AREA + F.A.R. BALCONY

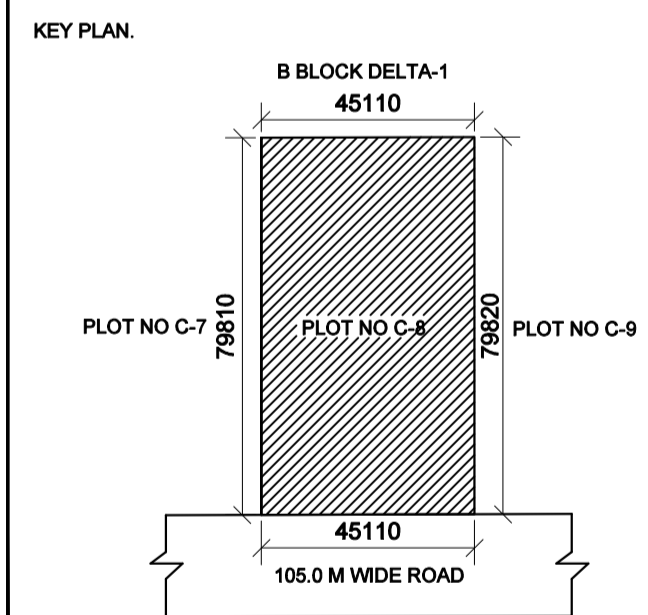
ADDITION AREA-DEDUCTION AREA + F.A.R. BALCONY	730.44
---	--------

SERVICE AREA 15% AREA

SERVICE AREA 15% AREA	99.42
-----------------------	-------

DOOR	SIZE	QTY	UNIT	DESCRIPTION
D1	700 x 2400	-	2400	FLUSH DOOR
D2	1000 x 2400	-	2400	FLUSH DOOR
D3	1300 x 2400	-	2400	FLUSH DOOR
D4	1800 x 2400	-	2400	FLUSH DOOR
D5	1800 x 2400	-	2400	FLUSH DOOR
D6	2000 x 2400	-	2400	FLUSH DOOR
DOOR				
RF1	3000 x 2400	-	2400	FLUSH DOOR
RF2	3000 x 2400	-	2400	FLUSH DOOR
RF3	4000 x 2400	-	2400	FLUSH DOOR
RF4	4000 x 2400	-	2400	FLUSH DOOR
RF5	6000 x 2400	-	2400	FLUSH DOOR
RF6	6000 x 2400	-	2400	FLUSH DOOR

Amit Varma
Digitally signed by Amit Varma
Date: 2025.12.23 17:40:17 +05'30'



Client Sign: HARENDRA KUMAR VISHWAKARMA ARMA
Digitally signed by HARENDRA KUMAR VISHWAKARMA ARMA
Date: 2025.11.13 15:58:51 +05'30'

Architect Sign: KAVI JAIN
Digitally signed by KAVI JAIN
Date: 2025.11.13 15:58:51 +05'30'

Architect: NIRMAN CONSULTANTS
E-130, Okha Industrial Estate
Phase-01, New Okha-110025
Phone: +91 11 26323045
Fax: +91 11 26323044
e-mail: info@nirman.com
website: www.nirman.com

total project management . architecture . planning . interiors

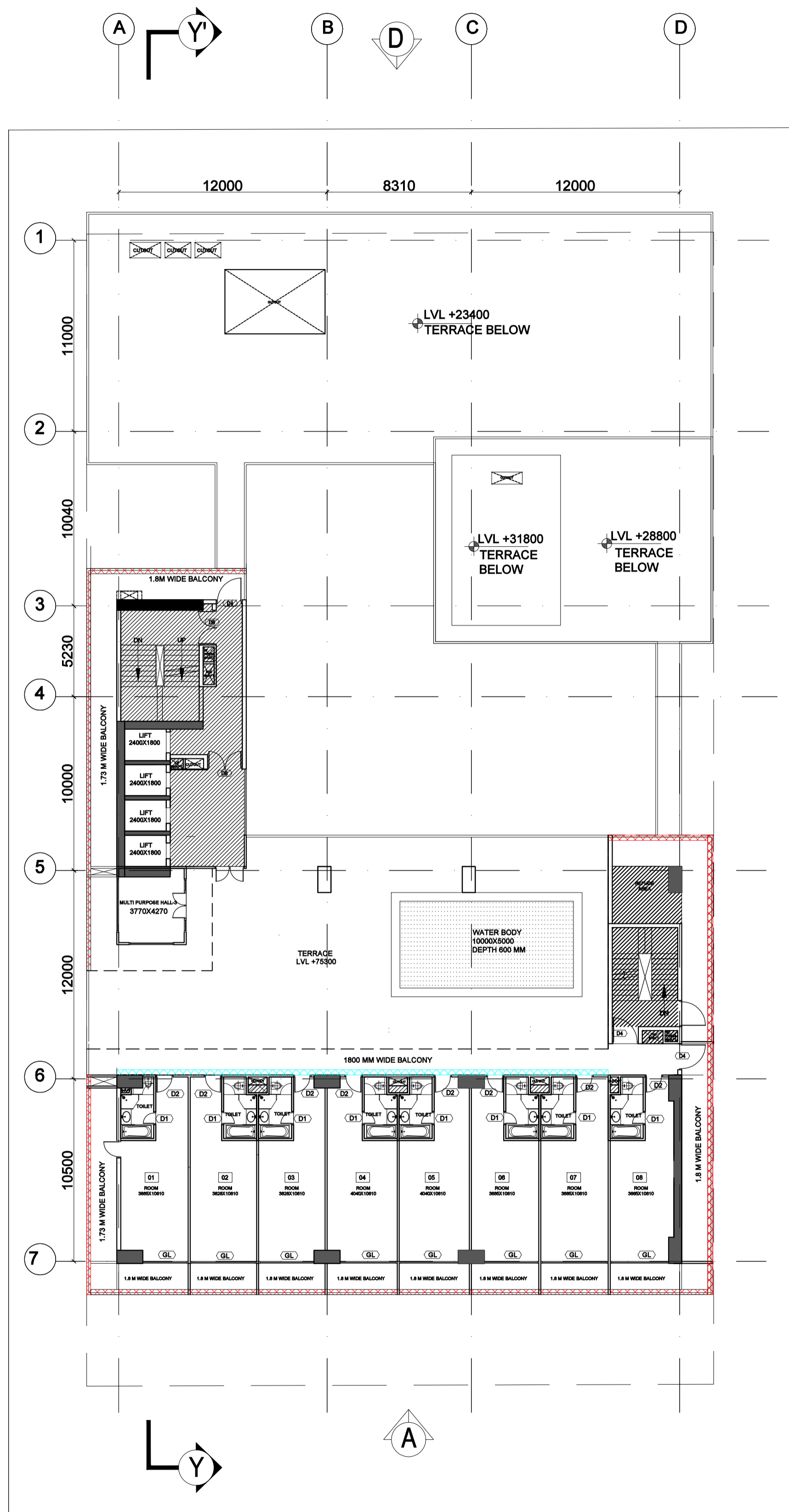
Project: PROPOSED COMMERCIAL PROJECT
"LEVANTE METRO WALK" FOR
M/s LEVANTE PROJECTS
Plot No C-08, Sector-DELTA-1, G. Noida

Type Of Drawing: FOR SANCTION

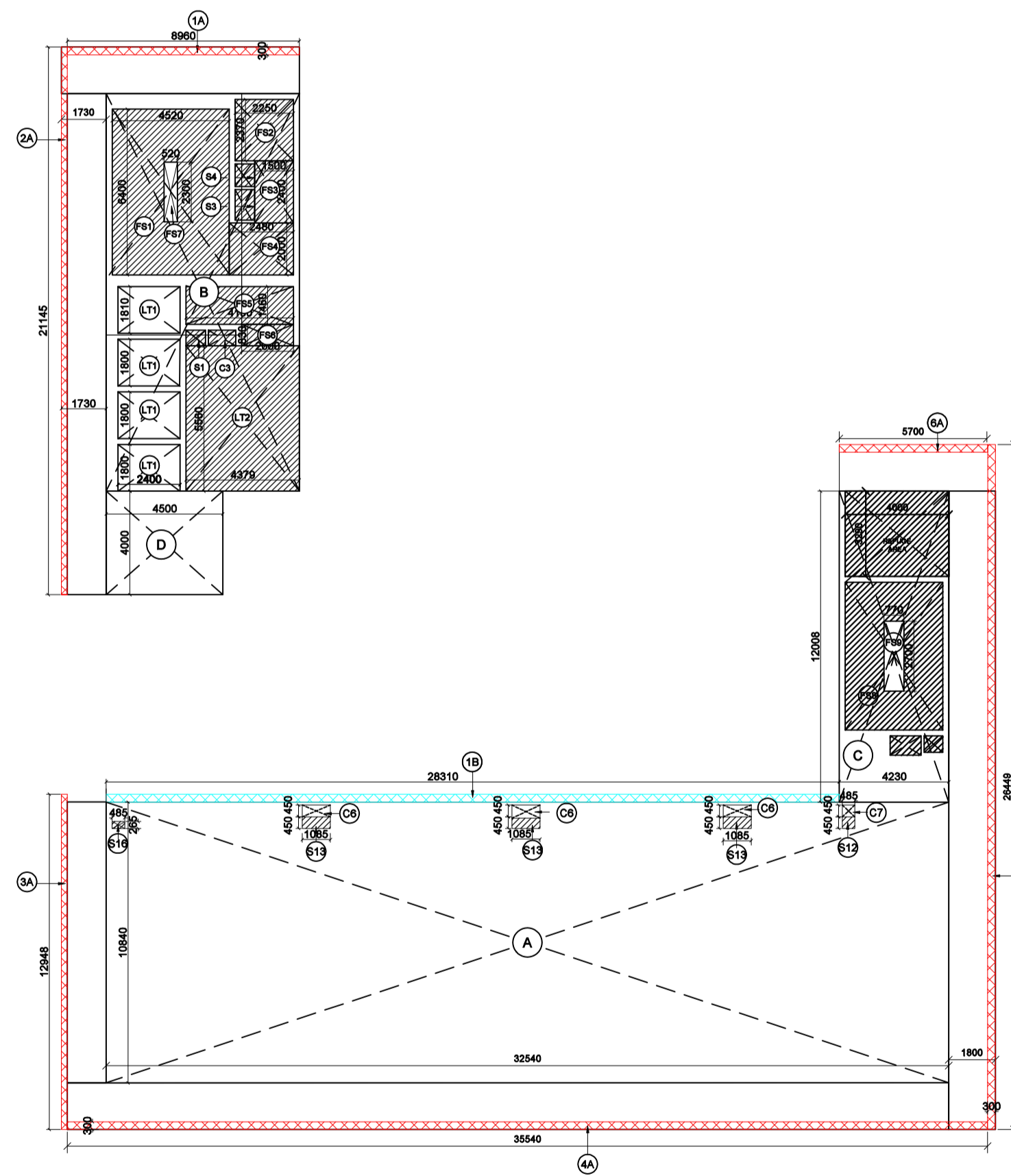
Title: TYPICAL ROOM FLOOR PLAN
9,10,12,13,15 & 16

Scale: 1:200
Date: 28-10-2025
Project No: .
North: ↑

Drawn: AMAN KUMAR
Sheet Size: A1
File No: .
Drawing No: SB16 OF 25



17TH FLOOR



17 TH FLOOR
ADDITION & DEDUCTION AREA ENVELOPES

DOOR WINDOW SCHEDULE

DOOR	SIZE	CALL	LEVEL	DESCRIPTION
D1	1750 x 2400	-	2400	FLUSH DOOR
D2	1000 x 2400	-	2400	FLUSH DOOR
D3	1200 x 2400	-	2400	FLUSH DOOR
D4	1800 x 2400	-	2400	FLUSH DOOR
D5	1800 x 2400	-	2400	FLUSH DOOR
D6	2000 x 2400	-	2400	FLUSH DOOR
D7	3000 x 2400	-	2400	FLUSH DOOR
D8	1800 x 2400	-	2400	FLUSH DOOR
D9	1800 x 2400	-	2400	FLUSH DOOR
D10	1800 x 2400	-	2400	FLUSH DOOR
D11	1800 x 2400	-	2400	FLUSH DOOR
D12	1800 x 2400	-	2400	FLUSH DOOR
D13	1800 x 2400	-	2400	FLUSH DOOR
D14	1800 x 2400	-	2400	FLUSH DOOR
D15	1800 x 2400	-	2400	FLUSH DOOR
D16	1800 x 2400	-	2400	FLUSH DOOR
D17	1800 x 2400	-	2400	FLUSH DOOR
D18	1800 x 2400	-	2400	FLUSH DOOR

17TH FLOOR
F.A.R ADDITION AREA ENVELOPES

S.No.	X	Y	NO	Area
A	32.54	10.84	1.00	352.73
B	7.46	15.35	1.00	114.51
C	12.00	4.23	1.00	50.76
D	4.00	4.50	1.00	18
TOTAL				536.00

F.A.R DEDUCTION AREA ENVELOPES

S.No.	X	Y	NO	Area
C3	1.055	0.60	1.00	0.63
C4	0.300	1.05	1.00	0.32
C5	0.300	0.49	1.00	0.15
C6	1.085	0.45	5.00	2.44
C7	0.485	0.45	1.00	0.22
TOTAL				3.75

LIFT SHAFT (DEDUCTION IN F.A.R)

S.No.	X	Y	NO	Area
LT1	2.40	1.80	4.00	17.28
TOTAL				17.28

LIFT LOBBY (15% SERVICE)

S.No.	X	Y	NO	Area
LT2	4.378	5.56	1	24.34
TOTAL				24.34

FIRE STAIRCASE (15% SERVICE)

S.No.	X	Y	NO	Area
FS1	4.52	6.40	1.00	28.93
FS2	2.25	2.37	1.00	5.33
FS3	1.50	2.40	1.00	3.60
FS4	2.48	2.00	1.00	4.96
FS5	4.15	1.46	1.00	6.06
FS6	2.00	0.83	1.00	1.66
FS8	3.77	5.70	1.00	21.49
TOTAL				72.03

FIRE STAIRCASE CUTOUT (DEDUCTION IN F. STAIRCASE)

S.No.	X	Y	NO	Area
FS7	0.52	2.30	1.00	1.20
FS9	0.77	2.70	1.00	2.08
TOTAL				3.28

SHAFTS (15% SERVICE)

S.No.	X	Y	NO	Area
S1	0.75	0.60	1.00	0.45
S3	1.11	0.63	1.00	0.70
S4	0.63	0.88	1.00	0.55
S10	1.20	0.75	1.00	0.90
S11	0.73	0.64	1.00	0.46
S12	0.49	0.45	1.00	0.22
S13	1.09	0.45	3.00	1.46
S16	0.49	0.27	1.00	0.13
TOTAL				4.87

FAR ADDITION BALCONY AREA ENVELOPES

S.No.	LENGTH	DEPTH	NO	Area
1A	8.96	0.30	1.00	2.69
2A	21.145	0.23	1.00	4.86
3A	12.95	0.23	1.00	2.98
4A	35.54	0.23	1.00	8.17
5A	26.45	0.30	1.00	7.94
6A	5.70	0.30	1.00	1.71
TOTAL BALCONY AREA				28.35
A. 25% AREA (FAR AREA)				7.09

BALCONIES THAT HAVE TAKEN UP TO 100%

S.No.	LENGTH	DEPTH	NO	Area
1B	28.31	0.30	1.00	8.49
B. TOTAL BALCONY AREA				8.49
TOTAL FAR BALCONY AREA A+B				15.58

TOTAL ADDITION AREA

536.00

TOTAL DEDUCTION AREA

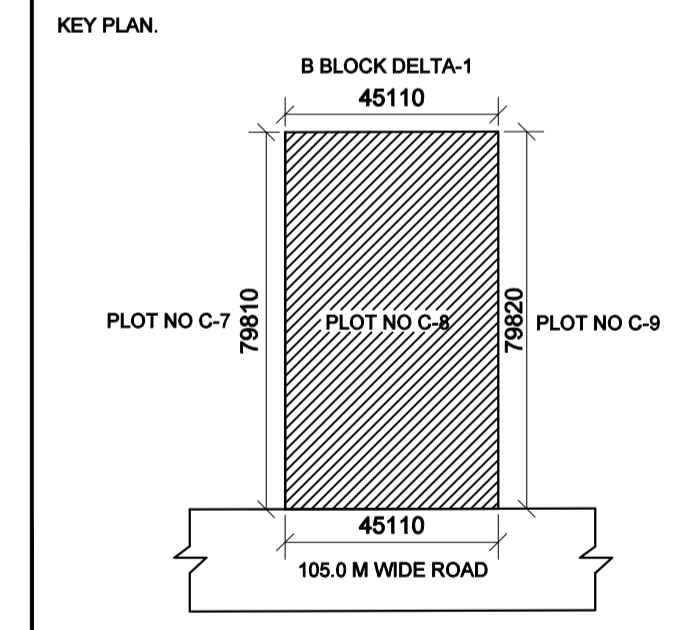
122.28

TOTAL FAR

ADDITION AREA-DEDUCTION AREA+F.A.R. BALCONY

429.31

Amit Varma
Digitally signed by Amit Varma
Date: 2025.12.23 17:40:37 +05'30'

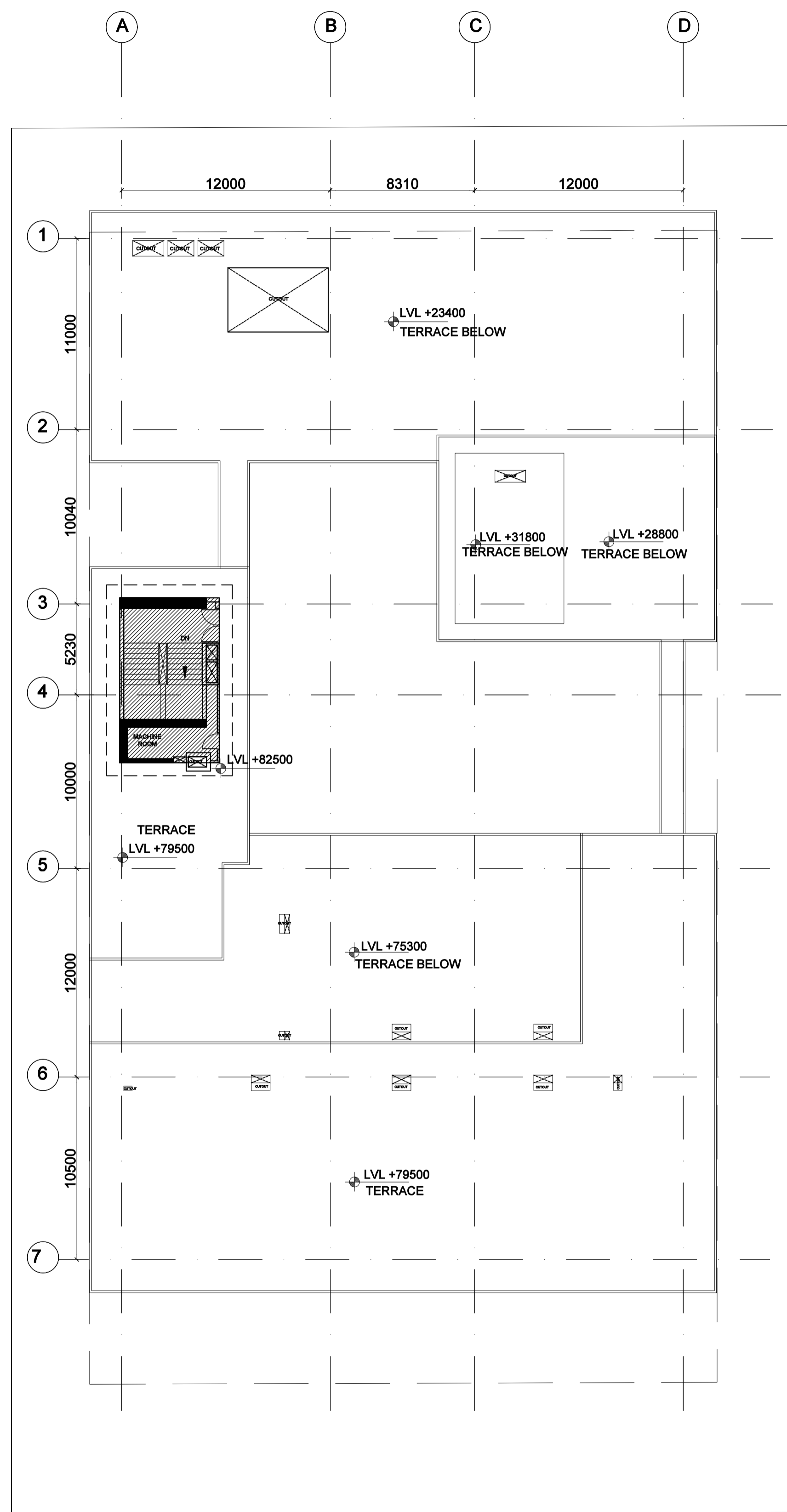


Client Sign: HARENDRA KUMAR VISHWAKARMA ARMA
Digitally signed by HARENDRA KUMAR VISHWAKARMA ARMA
Date: 2025.11.13 15:58:51 +05'30'

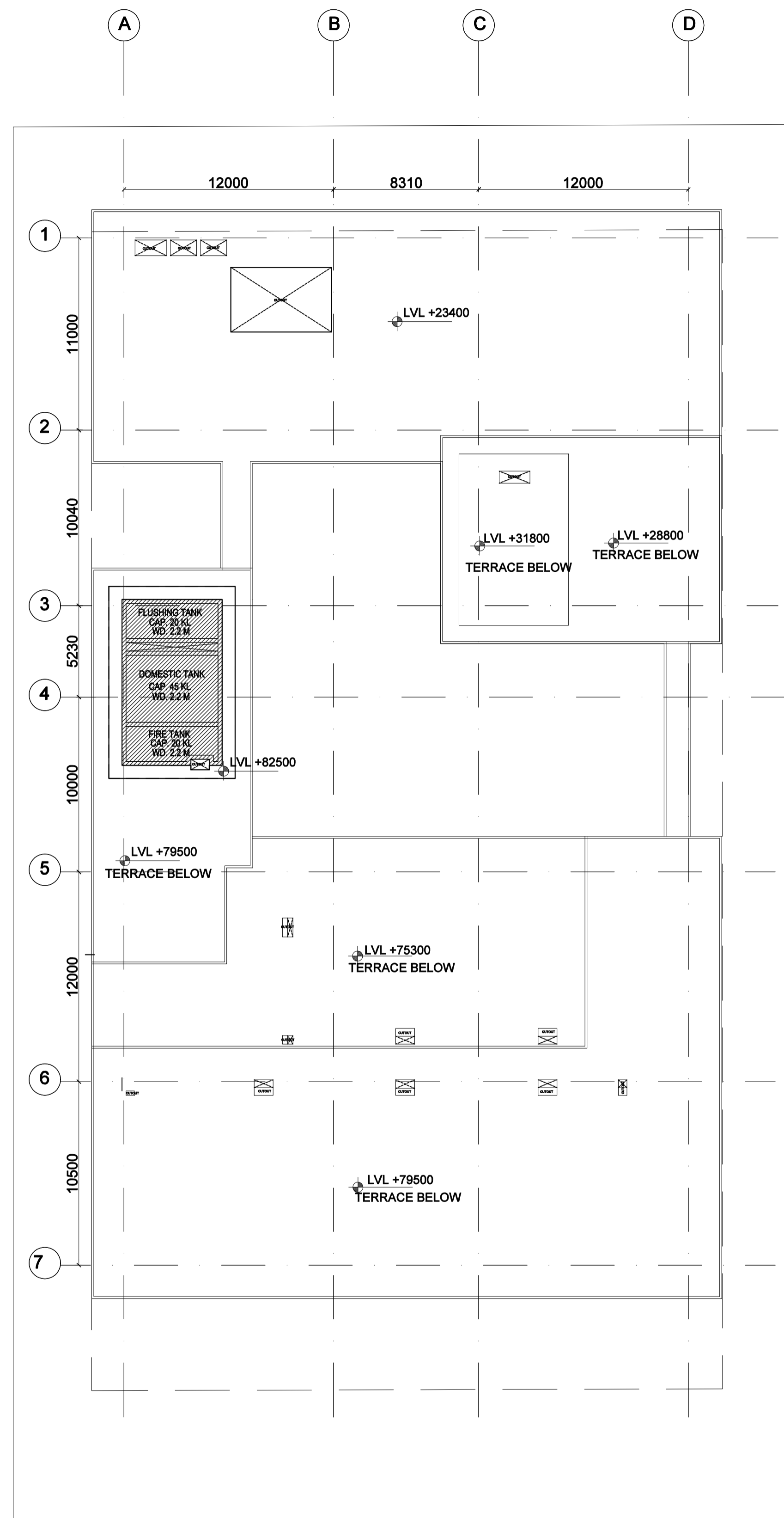
Architect Sign: KAVI JAIN
Digitally signed by KAVI JAIN
Date: 2025.12.23 17:40:37 +05'30'

Architect: NIRMAN CONSULTANTS
E-130, Okhla Industrial Estate Phase-III, New Delhi-110025
Phone: +91 11 26223448
Tel/Fax: +91 11 41602084
e-mail: info@nirman.com
website: www.nirman.com
total project management . architecture . planning . interiors

Project: .
Type Of Drawing: FOR SANCTION
Title: 17 TH FLOOR PLAN
Scale: 1:200
Date: 26-10-2025
Project No: .
North: .
Drawn: AMAN KUMAR
Sheet Size: A1
File No: .
Drawing No: SB17 OF 25



TERRACE PLAN AT MUMTY LVL

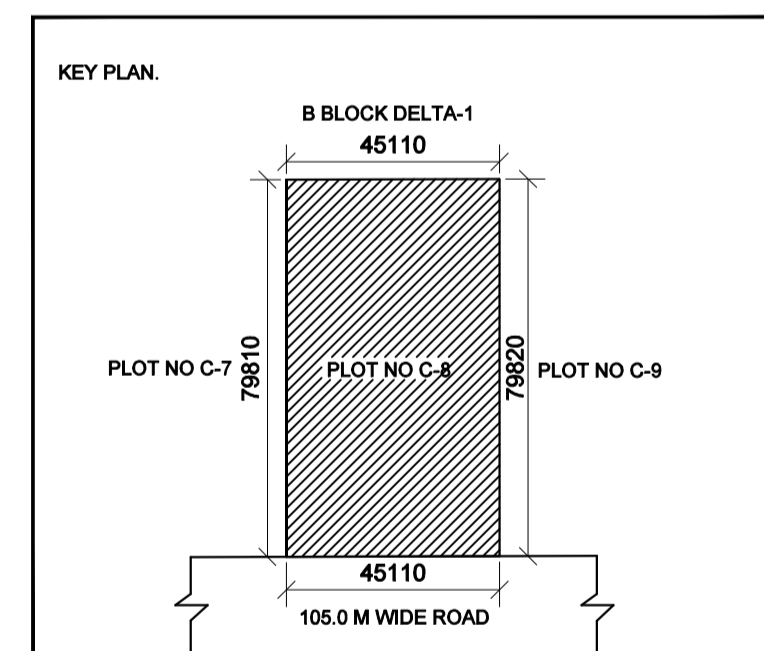


TERRACE PLAN AT OVERHEAD TANK LVL

MUMTY MACHINE ROOM				
S.No.	X	Y	NO	Area
MT	5.73	9.49	1.00	54.38
MT2	5.73	9.49	1.00	54.38
CUT OUT C7	1.05	0.34	1	0.357
MUMTY AREA= (MT-C7)				54.02
OHT AREA= (OHT-C7)				54.02

ENVELOPE PLAN
OVER HEAD TANK

Amit Varma
Digitally signed
by Amit Varma
Date: 2025.12.23
17:41:11
+05'30'



Client Sign: HARENDRA KUMAR, VISHWAK ARMA
Digitally signed by HARENDRA KUMAR VISHWAKARMA
Date: 2025.11.13 15:58:31 +05'30'

Architect Sign: KAVI JAIN
Digitally signed by KAVI JAIN
Date: 2025.12.23 17:41:11 +05'30'

Architect: NIRMAN CONSULTANTS
E-135, Okhla Industrial Estate Phase-III, New Delhi-110025
Phone: +91 11 26225045
Tel/Fax: +91 11 41005044
e-mail: info@nirman.com
website: www.nirman.com
total project management . architecture . planning . interiors

Project: PROPOSED COMMERCIAL PROJECT "LEVANTE METRO WALK" FOR M/s LEVANTE PROJECTS Plot No C-08, Sector-DELTA-1, G. Noida

Type Of Drawing: FOR SANCTION

Title: TERRACE PLAN

Scale:	1:200	Drawn:	AMAN KUMAR
Date:	28-10-2025	Sheet Size:	A1
Project No:		File No:	
North:			

1 2 3 4 5 6 7

OVER HEAD TANK
(+86400)LVL

MUMTY
(+82500)LVL

TERRACE
(+79500)LVL

17TH FLOOR
(+75300)LVL

16TH ROOM FLR.
(+71100)LVL

15TH ROOM FLR.
(+66900)LVL

14TH ROOM FLR.
(+62700)LVL

13TH ROOM FLR.
(+58500)LVL

12TH ROOM FLR.
(+54300)LVL

11TH ROOM FLR.
(+50100)LVL

10TH ROOM FLR.
(+45900)LVL

9TH ROOM FLR.
(+41700)LVL

8TH ROOM FLR.
(+37500)LVL

7TH SERVICE FLOOR
(+34200)LVL

6TH MULTIPURPOSE HALL
(+28800)LVL

5TH MULTIPURPOSE HALL
(+23400)LVL

4TH SERVICE FLOOR
(+20100)LVL

3RD FLOOR SHOP
(+15900)LVL

2ND FLOOR SHOP
(+11700)LVL

1ST FLOOR SHOP
(+7500)LVL

GROUND FLOOR SHOP
(+1350)LVL

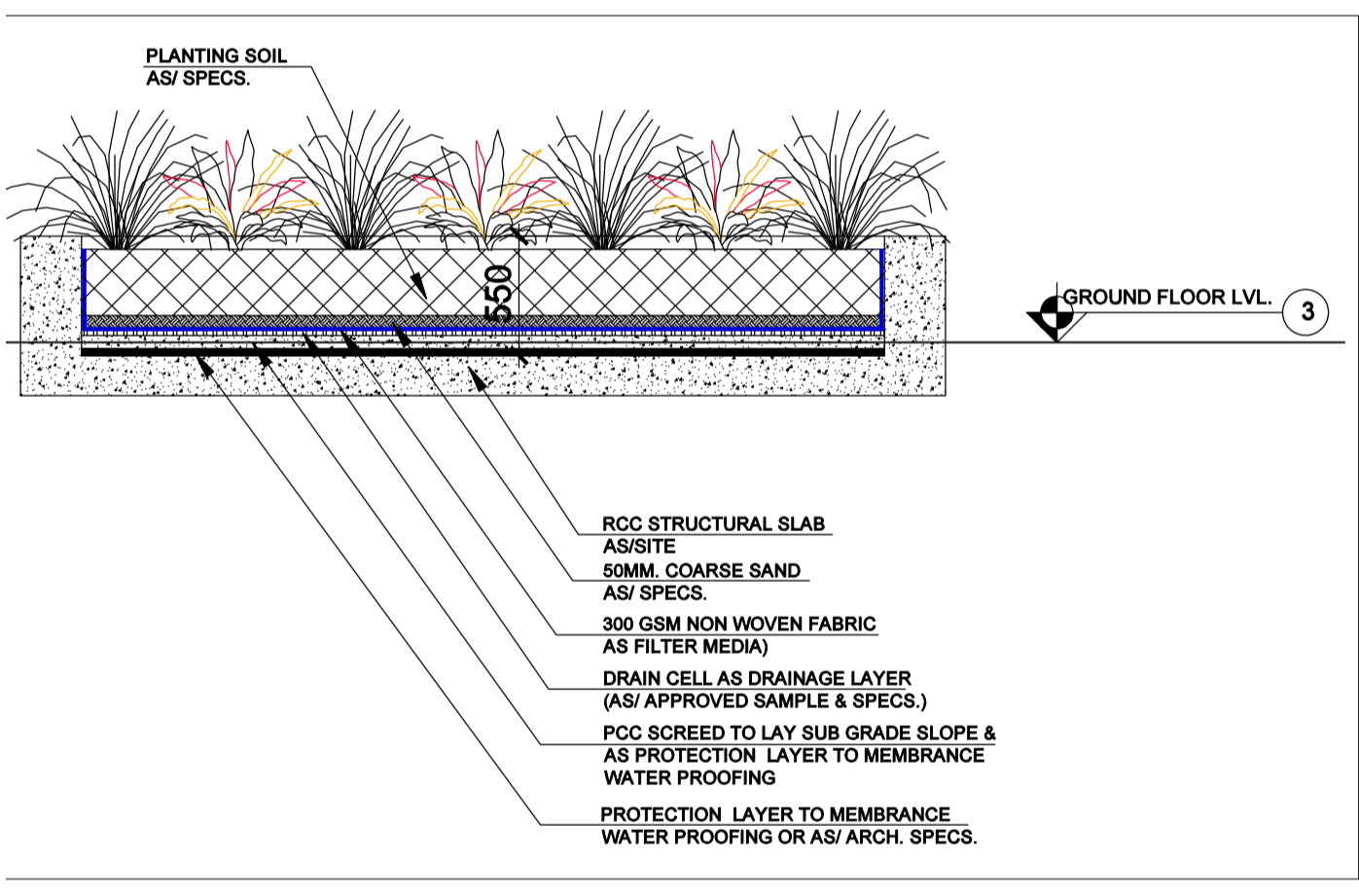
EXTERNAL ROAD LVL
LVL±00

BASEMENT 1
(-3150)LVL

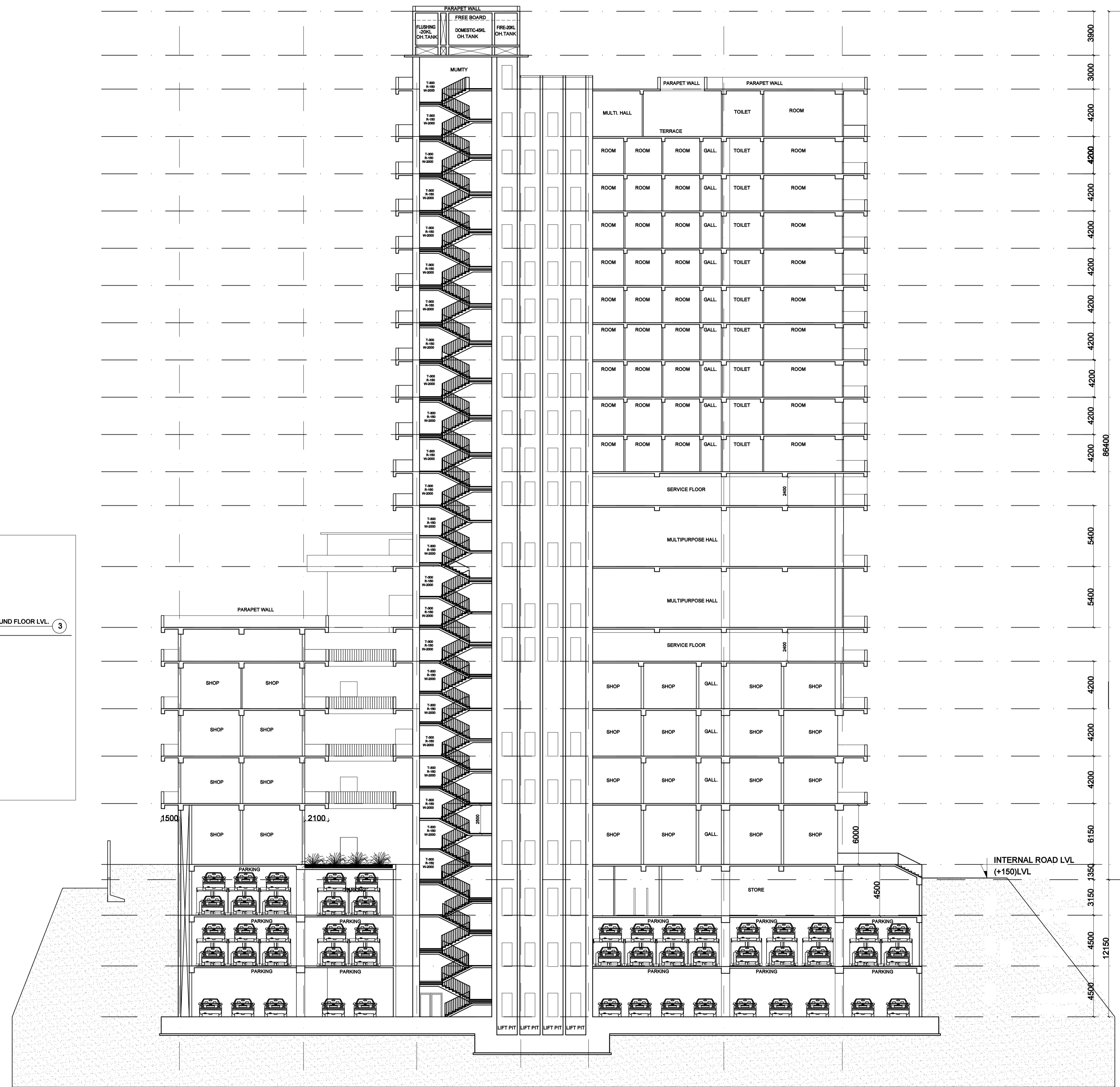
BASEMENT 2
(-7650)LVL

BASEMENT 3
(-12150)LVL

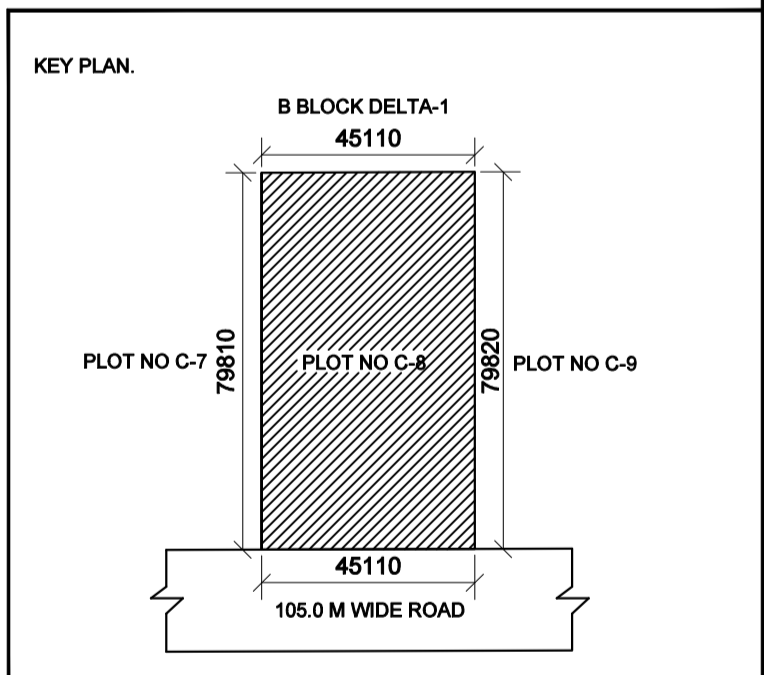
Amit Varma Digitally signed by Amit Varma Date: 2025.12.23 17:41:33 +05'30'



LANDSCAPE SECTION



SECTION YY'



Client Sign: HARENDRA KUMAR WISHWAK ARMA Digitally signed by HARENDRA KUMAR WISHWAK ARMA Date: 2025.11.13 15:58:51 +05'30'

Architect Sign: KAVI JAIN Digitally signed by KAVI JAIN Date: 2025.12.23 17:41:33 +05'30'

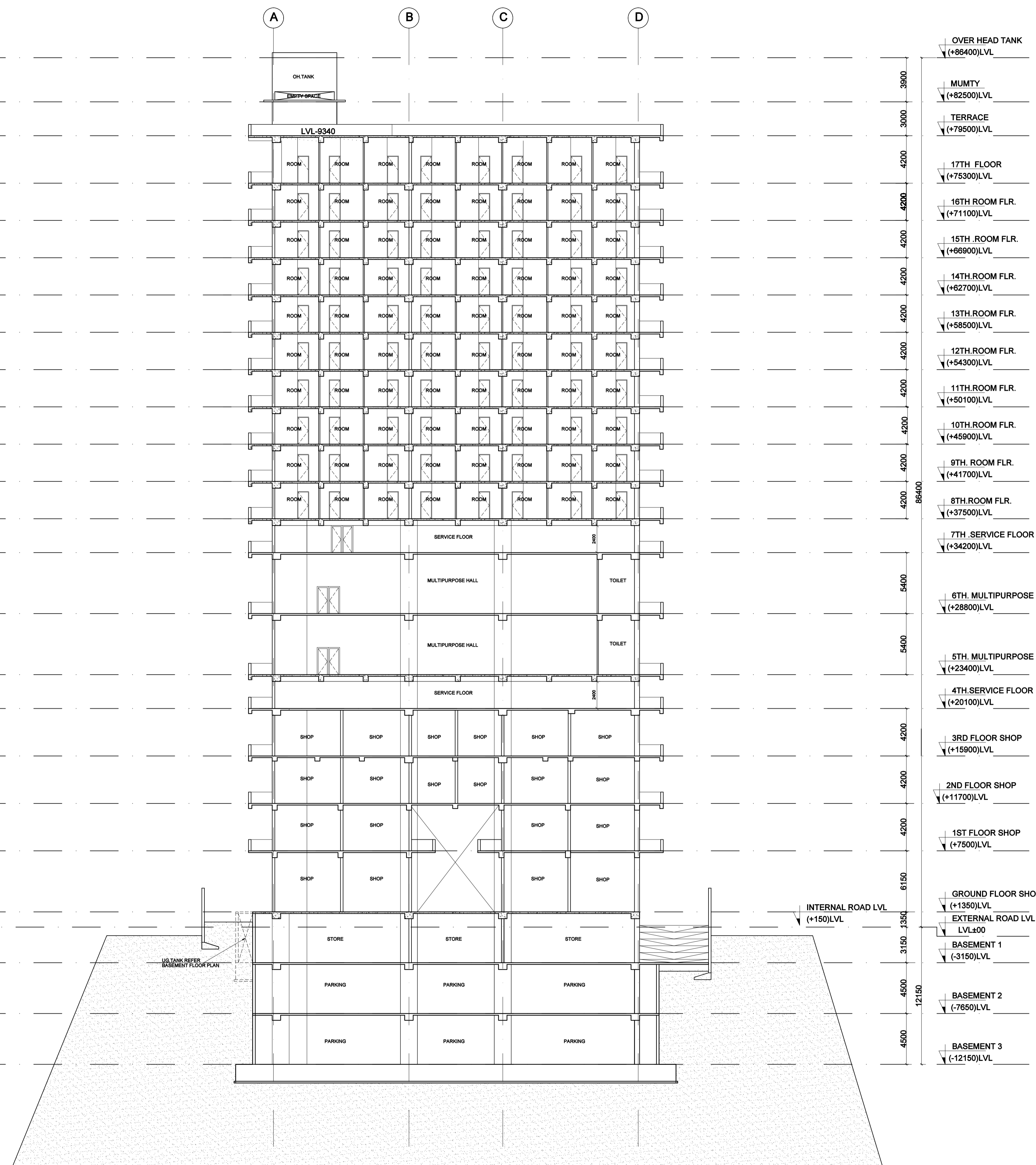
Architect: NIRMAN CONSULTANTS total project management . architecture . planning . interiors

Project: PROPOSED COMMERCIAL PROJECT "LEVANTE METRO WALK" FOR M/s LEVANTE PROJECTS Plot No C-08, Sector-DELTA-1, G. Noida

Type Of Drawing: FOR SANCTION

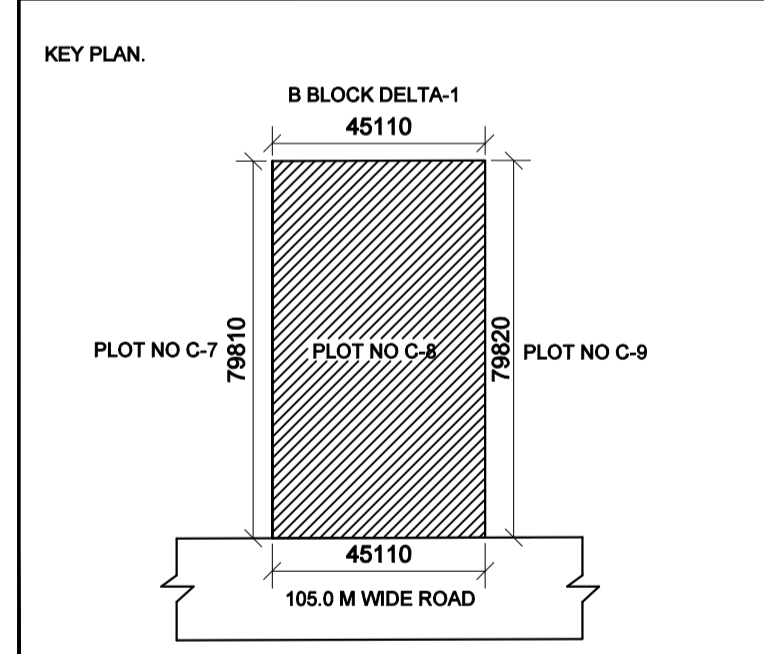
Title: SECTION YY'

Scale:	1:200	Drawn:	AMAN KUMAR
Date:	26-10-2025	Sheet Size:	A1
Project No:		File No:	
North:		Drawing No:	



SECTION XX'

Amit Varma
 Digitally signed by Amit Varma
 Date: 2025.12.23 17:41:55 +05'30'



Client Sign:
 HARENDRA KUMAR VISHWAKARMA
 Digitally signed by HARENDRA KUMAR VISHWAKARMA
 Date: 2025.11.13 15:58:51 +05'30'

Architect Sign:
 KAVI JAIN
 Digitally signed by KAVI JAIN
 Date: 2025.12.23 17:41:55 +05'30'

Architect:
 E-135, Okhla Industrial Estate
 Phase-III, New Delhi-110020
 Phone: +91 11 26323645
 Fax: +91 11 41805084
 Email: info@nirman.com
 Website: www.nirman.com

NIRMAN CONSULTANTS
 total project management . architecture . planning . interiors


Project: PROPOSED COMMERCIAL PROJECT
"LEVANTE METRO WALK" FOR
M/s LEVANTE PROJECTS
 Plot No C-08, Sector-DELTA-1, G. Noida

Type Of Drawing: FOR SANCTION

Title: SECTION XX'

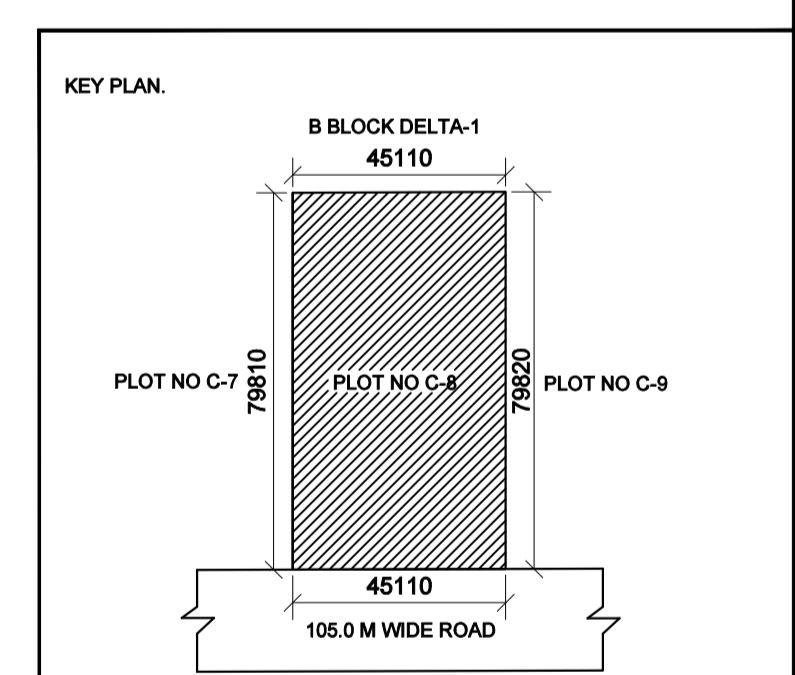
Scale:	1:200	Drawn:	AMAN KUMAR
Date:	26-10-2025	Sheet Size:	A1
Project No:		File No:	
North:		Drawing No:	

SB24 OF 25



ELEVATION A

Amit Varma
 Digitally signed by Amit Varma
 Date: 2025.12.23 17:42:29 +05'30'



Client Sign: Digitally signed by HARENDRA KUMAR VISHWAK ARMA
 Date: 2025.11.13 15:58:51 +05'30'

Architect Sign: Digitally signed by KAVI JAIN
 Date: 2025.12.23 17:42:29 +05'30'

Architect:
 E-135, Okhla Industrial Estate
 Phase-III, New Delhi-110025
 Phone: +91 11 23330445
 Tel/Fax: +91 11 41603084
 e-mail: info@nirman.com
 website: www.nirman.com

NIRMAN CONSULTANTS
 total project management · architecture · planning · interiors


Project: PROPOSED COMMERCIAL PROJECT "LEVANTE METRO WALK" FOR M/s LEVANTE PROJECTS
 Plot No C-08, Sector-DELTA-1, G. Noida

Type Of Drawing: FOR SANCTION

Title: ELEVATION A

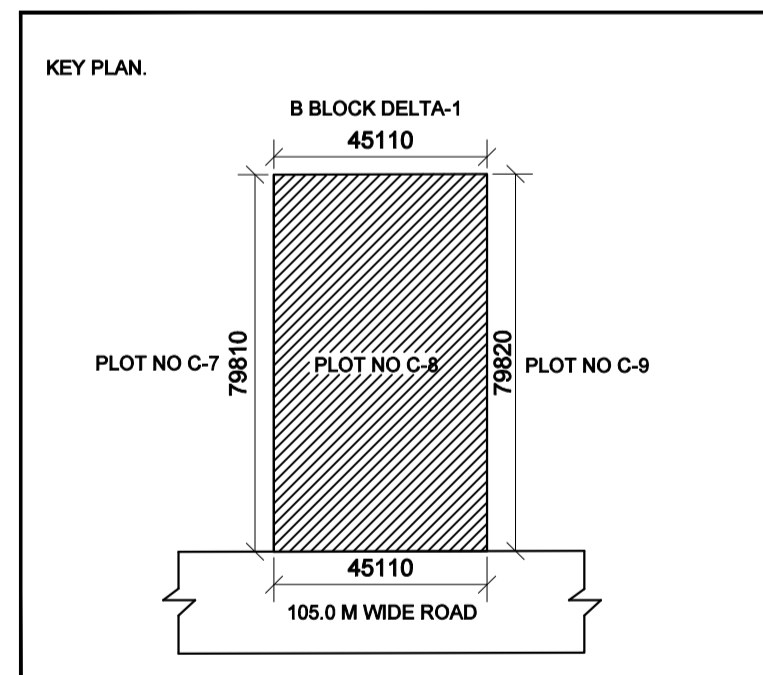
Scale:	1:200	Drawn:	AMAN KUMAR
Date:	26-10-2025	Sheet Size:	A1
Project No:		File No:	
North:		Drawing No:	

SB19 OF 25



ELEVATION B

Amit Varma
 Digitally signed by Amit Varma
 Date: 2025.12.23 17:42:52 +05'30'



Client Sign: HARENDRA KUMAR WISHWAK ARMA
 Digitally signed by HARENDRA KUMAR WISHWAK ARMA
 Date: 2025.11.13 15:58:51 +05'30'

Architect Sign: KAVI JAIN
 Digitally signed by KAVI JAIN
 Date: 2025.12.23 17:42:52 +05'30'

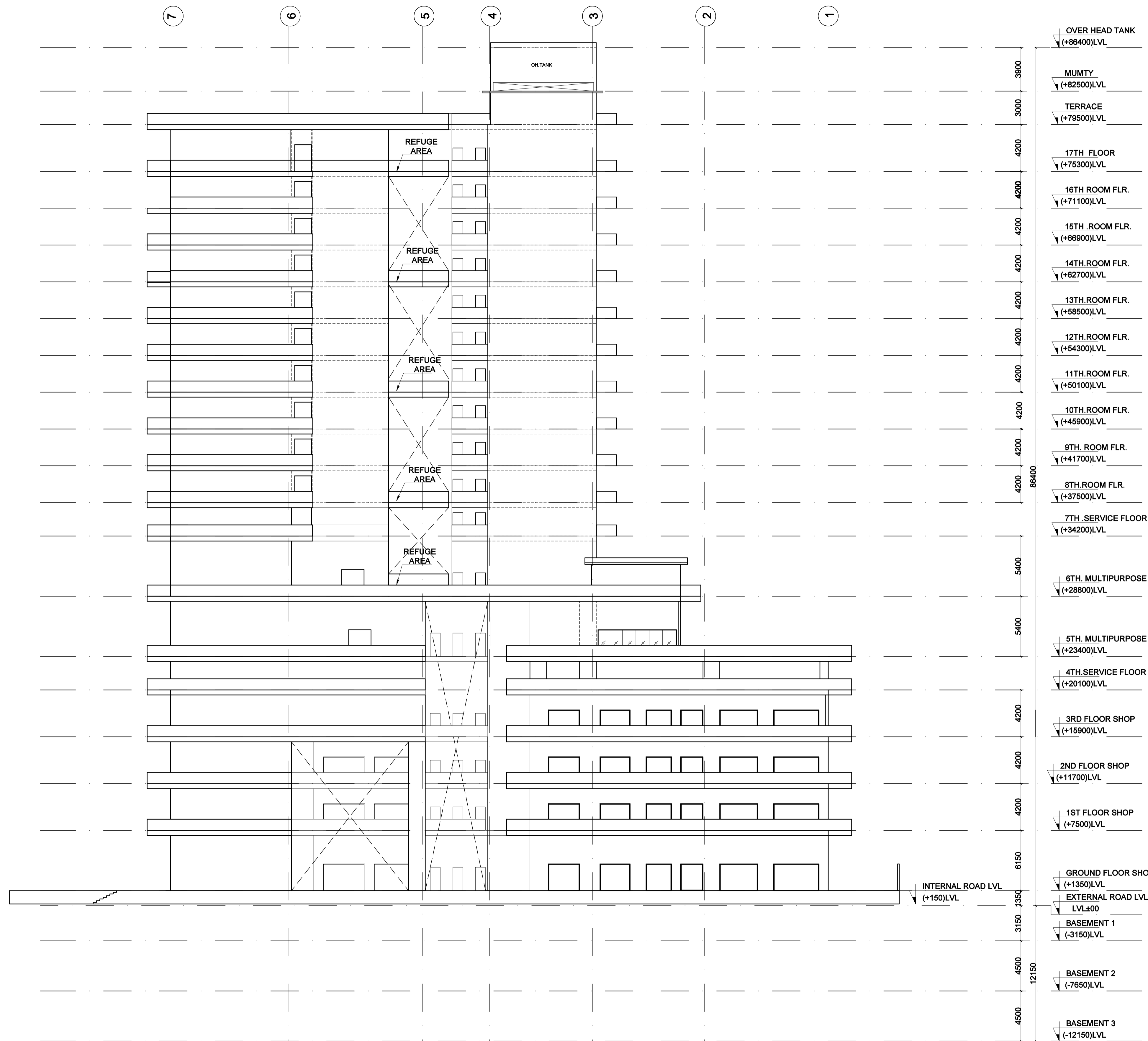
Architect: NIRMAN CONSULTANTS
 E-135, Okhla Industrial Estate Phase-III, New Delhi-110025
 Phone: +91 11 26232445
 Tel/Fax: +91 11 41689884
 e-mail: info@nirman.com
 website: www.nirman.com

Project: PROPOSED COMMERCIAL PROJECT "LEVANTE METRO WALK" FOR M/s LEVANTE PROJECTS
 Plot No C-08, Sector-DELTA-1, G. Noida

Type Of Drawing: FOR SANCTION

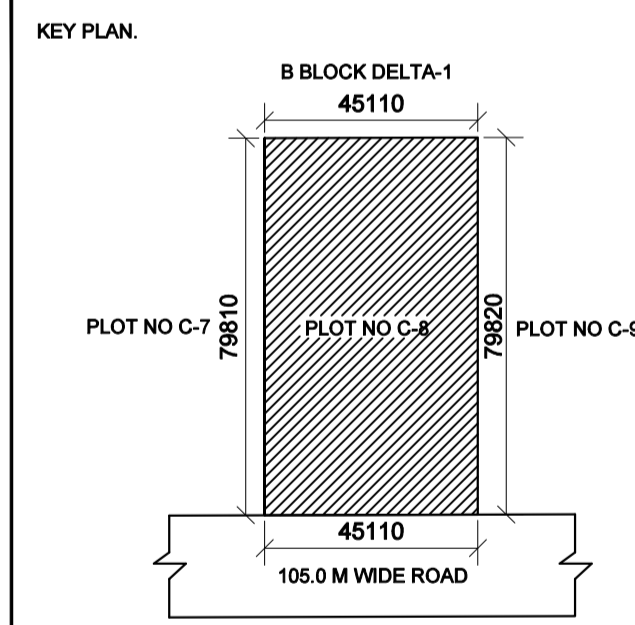
Title: ELEVATION B

Scale:	1:200	Drawn:	AMAN KUMAR
Date:	26-10-2025	Sheet Size:	A1
Project No:	-	File No:	-
North:	-	Drawing No:	-



ELEVATION C

Amit Varma Digitally signed by Amit Varma Date: 2025.12.23 17:43:15 +05'30'



Client Sign: HARENDRA KUMAR VISHWAKARMA ARMA
Digitally signed by HARENDRA KUMAR VISHWAKARMA Date: 2025.11.13 15:58:51 +05'30'

Architect Sign: KAVI JAIN
Digitally signed by KAVI JAIN Date: 2025.11.13 15:58:51 +05'30'

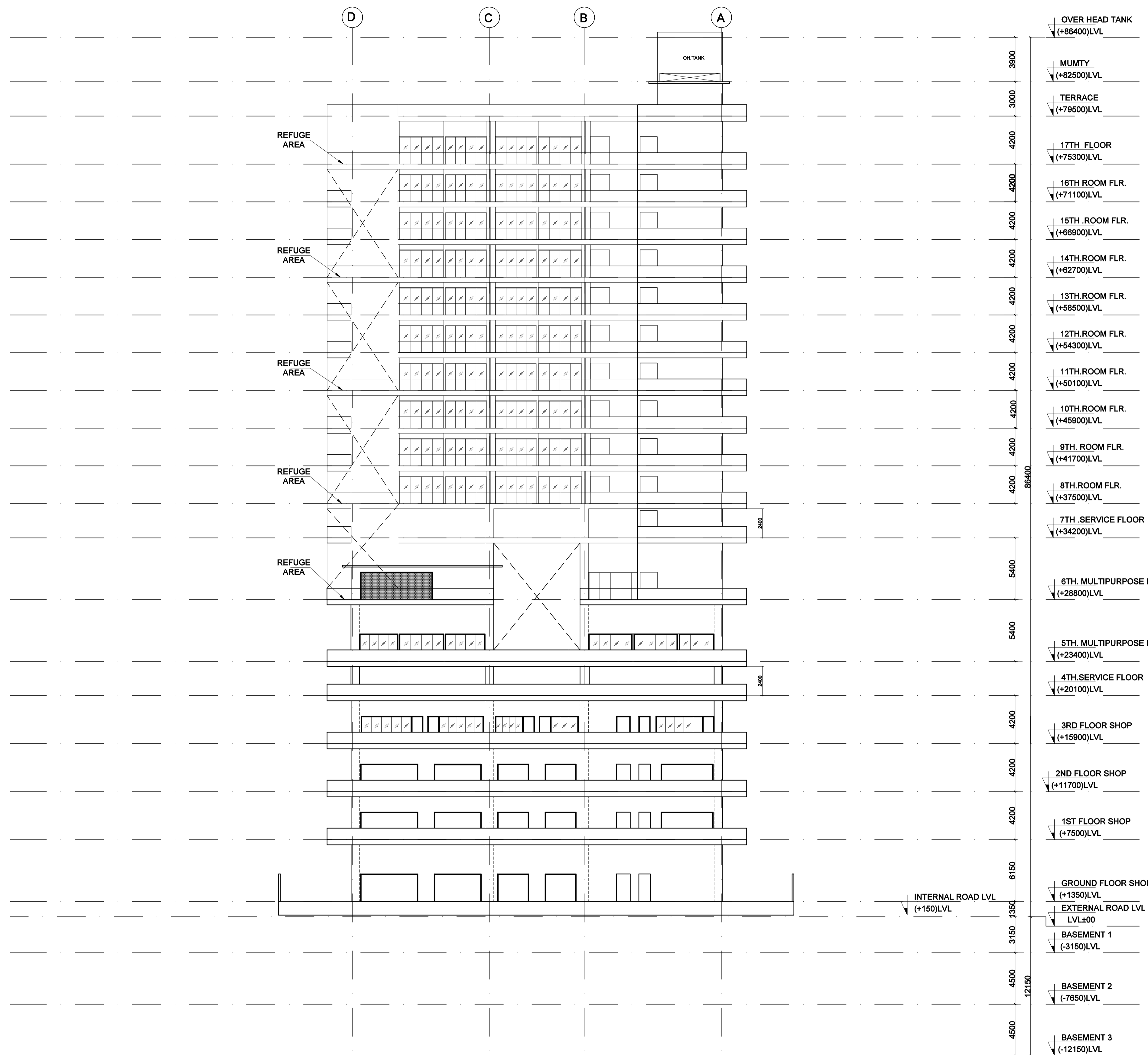
Architect: NIRMAN CONSULTANTS
E-135, Okha Industrial Estate Phase-III, New Delhi-110029
Phone: +91 11 28223045
Tel/Fax: +91 11 41692084
e-mail: info@nirman.com, www.nirman.com
2025.11.13 15:58:51 +05'30'

Project: PROPOSED COMMERCIAL PROJECT "LEVANTE METRO WALK" FOR M/s LEVANTE PROJECTS Plot No C-08, Sector-DELTA-1, G. Noida

Type Of Drawing: FOR SANCTION

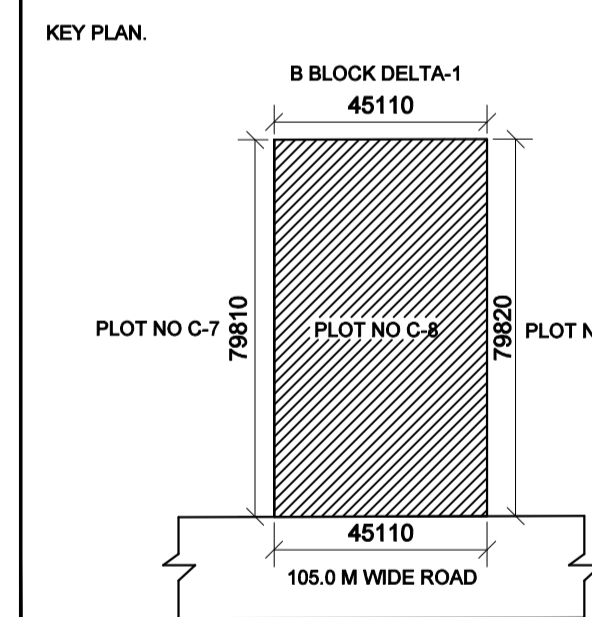
Title: ELEVATION C

Scale:	1:200	Drawn:	AMAN KUMAR
Date:	26-10-2025	Sheet Size:	A1
Project No:	-	File No:	-
North:	-	Drawing No:	-



ELEVATION D

Digitally signed
by Amit Varma
Date:
2025.12.23
7:43:38
+05'30'



Client Sign:	Digitally signed by HARENDRA KUMAR VISHWAKARMA Date: 2025.11.13 15:58:51 +05'30'	Architect Sign:	Digitally signed by KAVI JAIN Date: 2025.11.13 15:58:51 +05'30'
--------------	--	-----------------	---

Architect:
E-135, Okhla Industrial Estate
Phase-11, New Delhi-110023
Phone: +91 11 26323045
+91 11 41655584
www.nirman.com
info@nirman.com
nirman.com

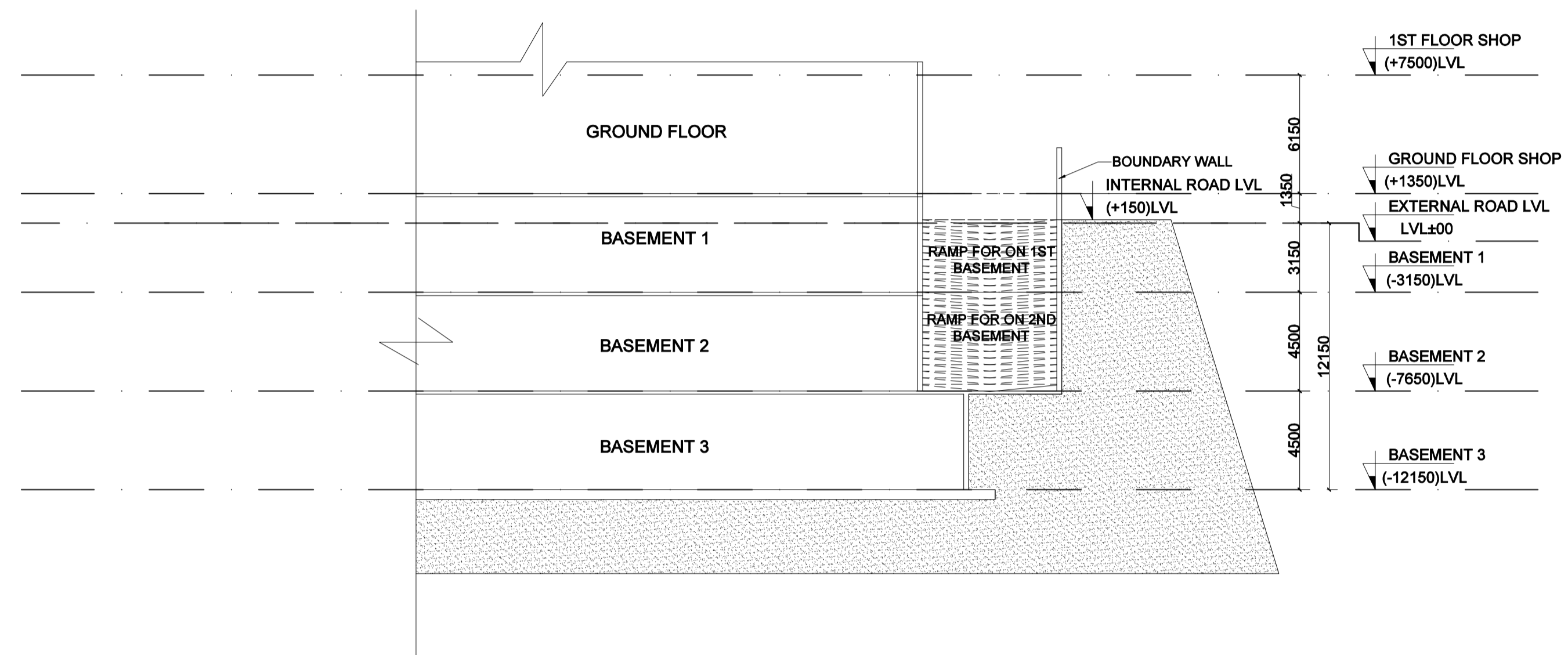
NIRMAN CONSULTANTS
total project management . architecture . planning . interiors

Project: PROPOSED COMMERCIAL PROJECT
"LEVANTE METRO WALK" FOR
M/s LEVANTE PROJECTS
Plot No C-08, Sector-DELTA-1, G. Noida

Type Of Drawing:
FOR SANCTION

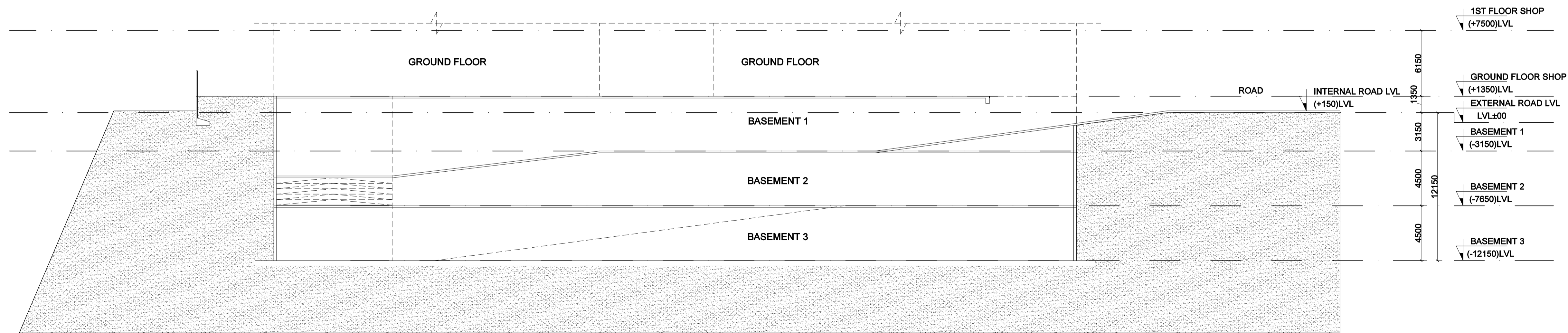
Title:
ELEVATION D

Scale:	1:200	Drawn:	AMAN KUMAR
Date:	26-10-2025	Sheet Size:	A1
Project No:	-	File No:	-
North:	-	Drawing No:	-

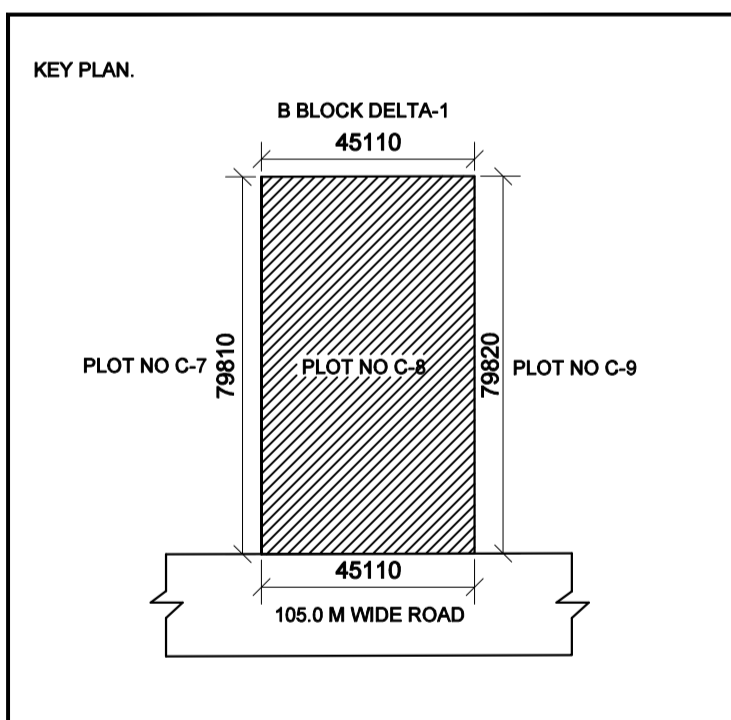


SECTION

Amit Varma
 Digitally signed by Amit Varma
 Date: 2025.12.23 17:44:08 +05'30'



SECTION



Client Sign: HARENDRA KUMAR VISHWAKARMA ARMA
 Digitally signed by HARENDRA KUMAR VISHWAKARMA ARMA
 Date: 2025.11.13 15:58:51 +05'30'

Architect Sign: KAVI JAIN
 Digitally signed by KAVI JAIN
 Date: 2025.11.13 15:58:51 +05'30'

Architect:
 E-135, Okhla Industrial Estate Phase-II, New Delhi-110020
 Phone: +91 11 26222045
 Fax: +91 11 26222044
 e-mail: info@nirman.com
 website: www.nirman.com

NIRMAN CONSULTANTS
 total project management . architecture . planning . interiors

Project: PROPOSED COMMERCIAL PROJECT
 "LEVANTE METRO WALK" FOR
 M/s LEVANTE PROJECTS
 Plot No C-08, Sector-DELTA-1, G. Noida

Type Of Drawing:
 FOR SANCTION

Title:
 SECTION XX'

Scale:	1:200	Drawn:	AMAN KUMAR
Date:	26-10-2025	Sheet Size:	A1
Project No:		File No:	
North:		Drawing No:	