PRODUCED BY AN AUTODESK EDUCATIONAL PRODUCT

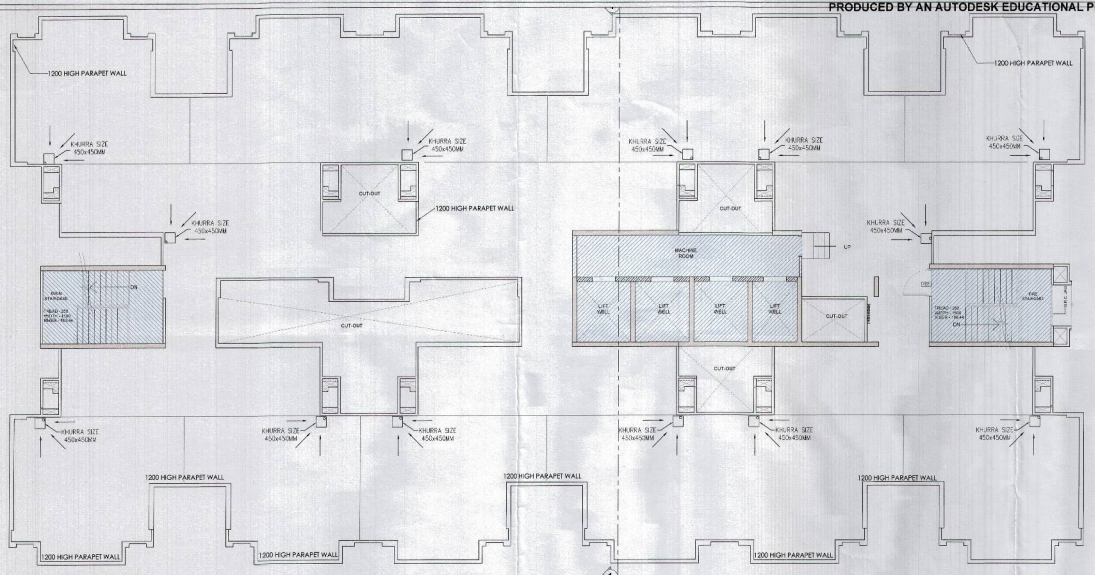

TERRACE PLAN

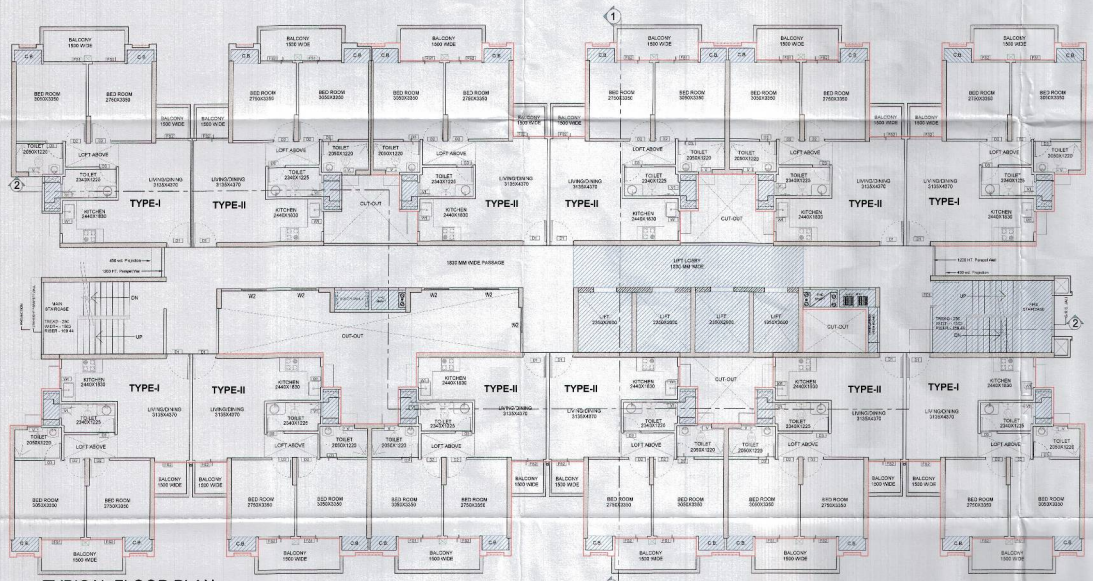

TYPICAL FLOOR PLAN

DOOR & WINDOW SCHEDULE: TYPICAL FLOOR			
DOORS SCHEDULE			
TYPE	SIZE	DESCRIPTION	TOTAL NOS.
FD1	1700 X 2800	-	12
FD2	1400 X 2800	-	12
D1	1000 X 2100	-	12
D2	900 X 2100	-	24
D3	750 X 2100	-	24
WINDOW SCHEDULE			
W1	600 X 1800	-	12
V1	600 X 1150	-	12
V1	600 X 1800	-	12

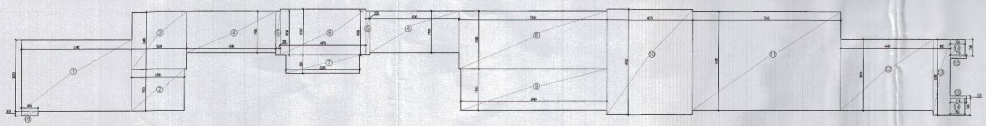

TYPICAL FLOOR CORE AREA

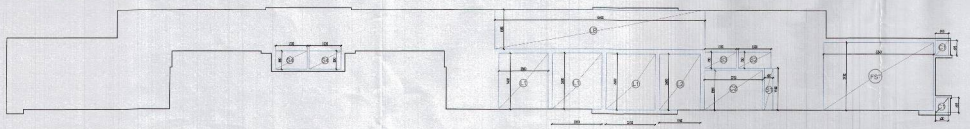

TYPICAL FLOOR CORE DEDUCTION

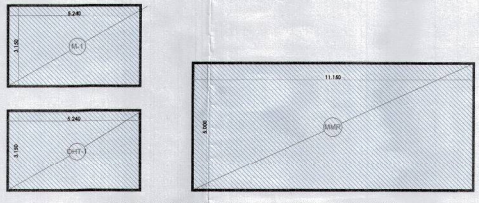

OVERHEAD WATER TANK, MUMTY AND MACHINE ROOM

OHT & MACHINE ROOM CALCULATION FOR SERVICES F.A.R.					
ITEM	WIDTH		LENGTH	NO.	AREA(SQ.M)
OHT-1	5.240	X	3.150	1	16.506
M1	5.240	X	3.150	1	16.506
OHT-2	5.240	X	3.150	1	16.506
M2	5.240	X	3.150	1	16.506
MMR	11.160	X	5.000	1	55.800
STIT-1 & STIT-2	5.240	X	3.150	2	33.012
				TOTAL	121.774 -(3)

APPROVED
BP-3153
Vide Letter No. 7666 Dated 19/10/2016
Valid up to Date 5 years
O.S.D. (Plng. & Arch.)
Gen. Manager (Plan. & Arch.)
Asstt. Arch.
Asstt. (Plng.)

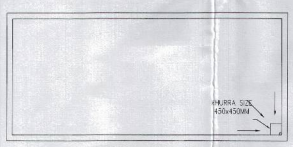

MECH. ROOM TERRACE

LEGEND:

- BUILDING LINE
- STILT AREA
- SERVICES
- BALCONY PROJ.
- BALCONY

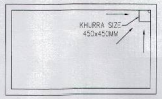

MUMTY LEVEL TERRACE PLAN

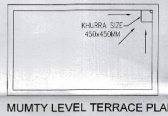

MUMTY LEVEL TERRACE PLAN

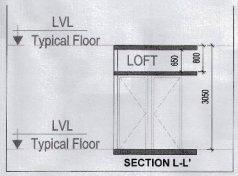

SECTION L-L'

FIRST FLOOR: FAR AREA CALCULATION

AREA DETAILS FOR FIRST FLOOR (F.A.R)			
T-1,WING-A			
ITEM	AREA	NO.	AREA (SQ M)
TYPE - I	52.02	4	208.080
TYPE - II	51.40	6	308.400
FIRST FLOOR CORE	88.39	1	88.39
		TOTAL	604.87
AREA DETAILS FOR 15% SERVICES F.A.R			
TYPE - I	2.430	4	9.720
TYPE - II	2.400	6	14.400
LIFT LOBBY S.SHAFT,F.STAIRCASE	63.824	1	63.824
		TOTAL	87.944

TYPICAL FLOOR: FAR AREA CALCULATION

AREA DETAILS FOR TYPICAL FLOOR			
T-1, WING-A			
ITEM	AREA	NO.	AREA (SQ M)
TYPE - I	52.02	4	208.080
TYPE - II	51.40	8	411.200
TYP.FLOOR CORE AREA	88.39	1	88.390
		TOTAL	707.670
AREA DETAILS FOR TYPICAL FLOOR (15%SERVICES F.A.R)			
TYPE - I	2.430	4	9.720
TYPE - II	2.400	8	19.200
TYP. FLOOR CORE AREA	63.824	1	63.824
		TOTAL	92.744

TOTAL F.A.R. AREA ON ALL FLOORS WITH CORE AREA CALCULATIONS:

TOTAL F.A.R AREA ON ALL FLOORS WITH CORE AREA			
T-1, WING-A			
	FLOOR	TOTAL	TOTAL NO. OF D.U
1	STILT/GROUND FLOOR	230.74	0
2	1ST FLOOR	604.87	10
3	2ND FLOOR	707.67	12
4	3RD FLOOR	707.67	12
5	4TH FLOOR	707.67	12
6	5TH FLOOR	707.67	12
7	6TH FLOOR	707.67	12
8	7TH FLOOR	707.67	12
9	8TH FLOOR	707.67	12
10	9TH FLOOR	707.67	12
11	10TH FLOOR	707.67	12
12	11TH FLOOR	707.67	12
13	12TH FLOOR	707.67	12
14	13TH FLOOR	707.67	12
15	14TH FLOOR	707.67	12
16	15TH FLOOR	707.67	12
17	16TH FLOOR	707.67	12
18	17TH FLOOR	707.67	12
19	18TH FLOOR	707.67	12
20	19TH FLOOR	707.67	12
21	20TH FLOOR	707.67	12
22	21ST FLOOR	707.67	12
23	22ND FLOOR	707.67	12
24	23RD FLOOR	707.67	12
25	24TH FLOOR	707.67	12
26	25TH FLOOR	707.67	12
27	26TH FLOOR	707.67	12
	TOTAL	18527.365	310.000

15% SERVICES F.A.R. AREA CALCULATIONS:

TOTAL AREA DETAILS FOR 15% SERVICES F.A.R AREA FOR T-1,WING-A		
ITEM	FLOOR	AREA (SQ.M) LLOBBY, FIRE ESCAPE STAIRCASE, S.SHAFT, C.B
1	STILT/GROUND FLOOR	41.560
2	1ST FLOOR	67.944
3	2ND FLOOR	92.744
4	3RD FLOOR	92.744
5	4TH FLOOR	92.744
6	5TH FLOOR	92.744
7	6TH FLOOR	92.744
8	7TH FLOOR	92.744
9	8TH FLOOR	92.744
10	9TH FLOOR	92.744
11	10TH FLOOR	92.744
12	11TH FLOOR	92.744
13	12TH FLOOR	92.744
14	13TH FLOOR	92.744
15	14TH FLOOR	92.744
16	15TH FLOOR	92.744
17	16TH FLOOR	92.744
18	17TH FLOOR	92.744
19	18TH FLOOR	92.744
20	19TH FLOOR	92.744
21	20TH FLOOR	92.744
22	21ST FLOOR	92.744
23	22ND FLOOR	92.744
24	23RD FLOOR	92.744
25	24TH FLOOR	92.744
26	25TH FLOOR	92.744
27	26TH FLOOR	92.744
	TERRACE	121.744
	TOTAL F.A.R	2369.948

TYPICAL FLOOR FAR AREA CALCULATION OF UNIT TYPE - I						
FAR AREA CALCULATION OF UNIT TYPE-I						
ITEM	WIDTH		LENGTH	NO.	AREA (SQ. M.)	
1	1.350	X	3.950	2	10.99	
2	3.54	X	3.300	2	21.88	
3	2.125	X	1.600	1	3.40	
4	0.765	X	1.575	1	1.24	
5	5.740	X	4.670	1	26.81	
6	0.315	X	0.150	4	0.19	
			TOTAL		54.45	-1
DEDUCTION UNDER SERVICES FAR						
ITEM	WIDTH		LENGTH	NO.	AREA (SQ. M.)	
CB	1.190	X	0.600	2	1.42	
S1	0.985	X	1.475	1	1.01	
			TOTAL		2.43	-2
FAR AREA CALCULATION OF UNIT TYPE - I = 1 - 2						
NET FAR AREA OF UNIT TYPE-I					52.02	

1ST & TYPICAL FLOOR: CORE AREA CALCULATION CHART

FIRST& TYPICAL FLOOR CORE AREA CALCULATION IN F.A.R.						
ITEM	WIDTH		LENGTH	NO.	AREA (SQ. M.)	
1	5.240	X	3.350	1	17.554	
2	2.500	X	1.990	1	4.975	
3	2.675	X	2.680	1	7.169	
4	4.240	X	1.980	2	16.355	
5	0.350	X	0.050	2	0.012	
6	4.070	X	2.130	1	8.669	
7	3.500	X	0.860	1	2.975	
8	7.040	X	2.680	1	18.867	
9	6.940	X	1.950	1	13.533	
10	4.070	X	4.550	1	20.065	
11	7.040	X	4.680	1	32.995	
12	4.440	X	3.350	1	14.874	
13	0.850	X	3.500	1	2.975	
14	0.700	X	0.768	2	1.075	
15	0.775	X	0.125	2	0.194	
16	0.800	X	0.200	1	0.160	
			TOTAL		158.135	-1
DEDUCTIONS						
ITEM	WIDTH		LENGTH	NO.	AREA (SQ. M.)	
S1	0.4	X	1.950	1	0.780	
S2	1.55	X	0.750	1	1.163	
S3	1.5	X	0.750	1	1.125	
S4	1.500	X	0.850	2	2.550	
L1	2.350	X	2.600	3	18.330	
L2	1.950	X	2.600	1	5.070	
L8	1.83	X	10.000	1	18.300	
FS	5.240	X	3.150	1	16.506	
			TOTAL		63.824	
NET FIRST & TYPICAL FLOOR CORE AREA SERVICE F.A.R. = 63.824						

1ST & TYPICAL FLOOR CORE AREA DETAILS FOR 15% SERVICES FAR

FIRST & TYPICAL FLOOR CORE SERVICEAREA						
ITEM	WIDTH		LENGTH	NO.	AREA (SQ. M.)	
S1	0.4	X	1.950	1	0.780	
S2	1.55	X	0.750	1	1.163	
S3	1.5	X	0.750	1	1.125	
S4	1.500	X	0.850	2	2.550	
L1	2.350	X	2.600	3	18.330	
L2	1.950	X	2.600	1	5.070	
L8	1.83	X	10.000	1	18.300	
FS	5.240	X	3.150	1	16.506	
			TOTAL		63.824	
NET FIRST & TYPICAL FLOOR CORE AREA SERVICE F.A.R. = 63.824						

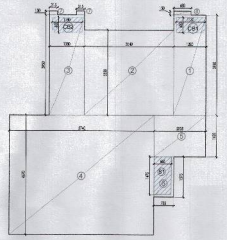

TYPE-II

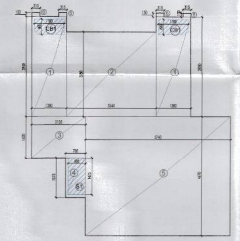

TYPE-I

SUBMISSION DRAWING

PROJECT:

REVISED SUBMISSION DRAWINGS FOR PROPOSED GROUP HOUSING AT PLOT No:- GH-01/A, SECTOR-10, GREATER NOIDA WEST (U.P) FOR M/s HEBE INFRASTRUCTURE PVT. LTD.

DRAWING TITLE :

T-1,WING-A TYPICAL & TERRACE PLAN & AREA CALCULATION

For HEBE INFRASTRUCTURE PVT. LTD.

Authorised Signatory

Peeyush Chaudhry
Bachelor of Architecture
Member Council of Architecture
Regd. no. CA/2011/61189

OWNER'S SIGN

ARCHITECT'S SIGN.

N

SCALE	DEALT BY	DATE
1:100	PUSHPENDER	MAY-2016
DESIGN BY	CHECKED BY	DRG. No. SD-11

PRODUCED BY AN AUTODESK EDUCATIONAL PRODUCT

PRODUCED BY AN AUTODESK EDUCATIONAL PRODUCT

PRODUCED BY AN AUTODESK EDUCATIONAL PRODUCT