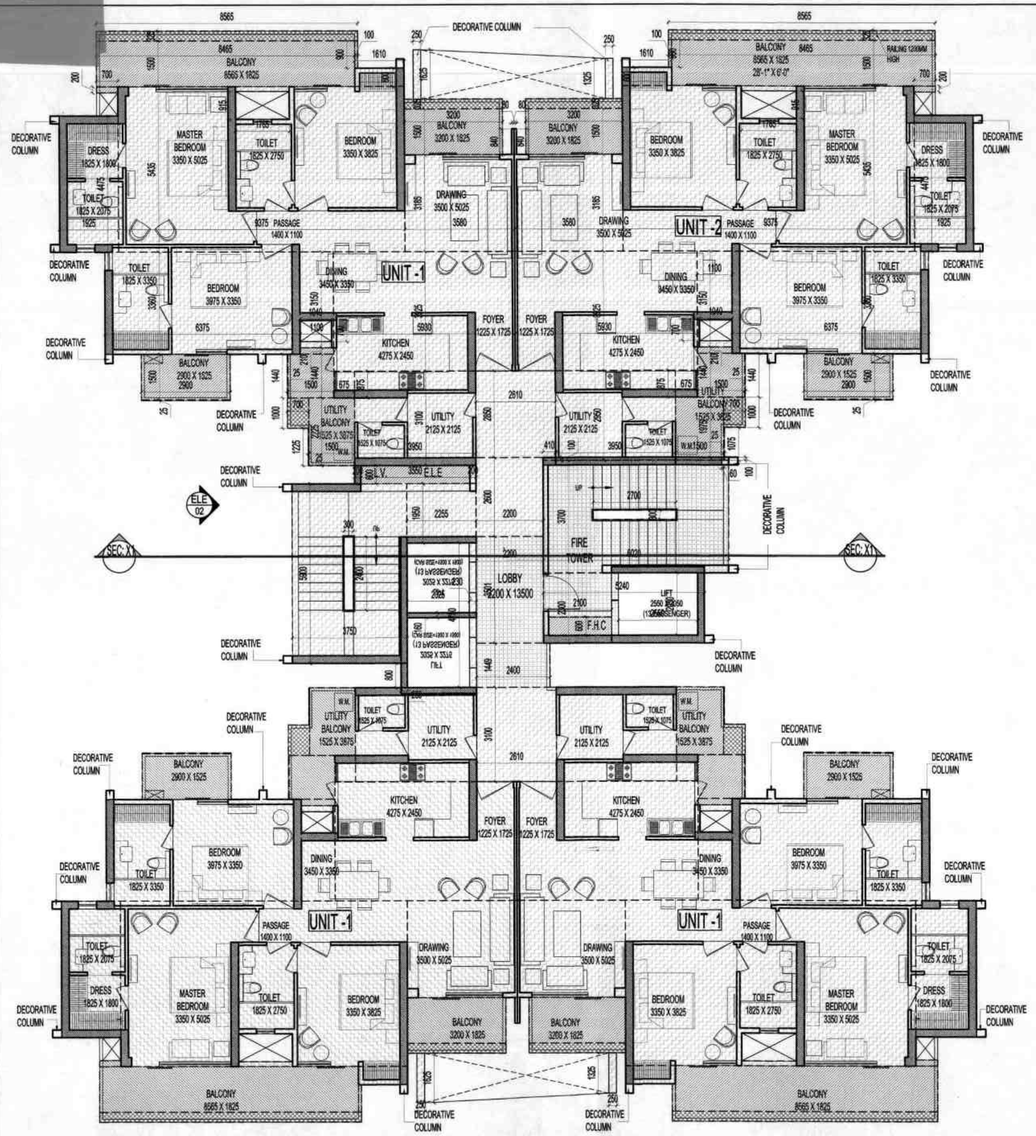

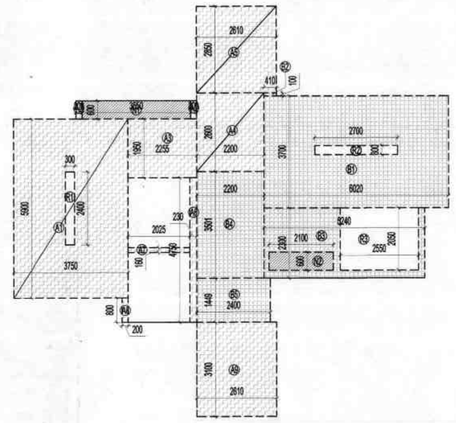

AREA DIAGRAM FOR TYPICAL FLOOR CIRCULATION AREA

24TH FLOOR NON F.A.R AREA OF BALCONY							
UNIT - 1			31.303	X	3	=	93.909
UNIT - 2			30.931	X	1	=	30.931
ELECTRICAL SHAFT & F.H.C SHAFT							
N1			3.550	X	0.600	=	2.130
N2			2.100	X	0.600	=	1.260
TOTAL AREA						=	128.230

TOTAL F.A.R. AREA AT16TH & 24TH FLOOR							
S.NO.			PARTICULARS				AREA (SQMT)
F.A.R AREA OF UNIT- 1		=	130.856	X	3	=	392.567
F.A.R AREA OF UNIT- 2		=	130.262	X	1	=	130.262
DECORATIVE COLUMN		2	1.625	X	0.250	=	0.813
DECORATIVE COLUMN		2	1.325	X	0.250	=	0.663
F.A.R AREA OF CIRCULATION						=	48.868
TOTAL F.A.R AREA						=	573.172

F.A.R. COVERED AREA CALCULATION FOR CIRCULATION							
S.NO.			PARTICULARS				AREA (SQMT)
A1			3.750	X	5.900	=	22.125
A2	2	X	0.200	X	0.600	=	0.240
A3			2.255	X	1.950	=	4.397
A4			2.200	X	2.600	=	5.720
A5			2.610	X	2.850	=	7.439
A6			4.750	X	0.230	=	1.093
A7			2.025	X	0.160	=	0.324
A8			0.200	X	0.800	=	0.160
A9			2.610	X	3.100	=	8.091
TOTAL						=	49.588
Subtraction							
R1			0.300	X	2.400	=	0.720
TOTAL							0.720
TOTAL AREA						=	48.868

AREA CALCULATION TOWARDS 15% ADDITIONAL F.A.R							
S.NO.			PARTICULARS				AREA (SQMT)
FIRE STAIRECASE AREA							
B1			6.020	X	3.700	=	22.274
B2			0.410	X	0.100	=	0.041
B3			5.240	X	2.300	=	12.052
LIFT LOBBY							
B4			2.200	X	3.501	=	7.702
B5			2.400	X	1.449	=	3.478
CUPBOARD							
C1	4	X	1.610	X	0.600	=	3.864
TOTAL						=	49.411
Subtraction							
R2			2.700	X	0.300	=	0.810
R3			2.550	X	2.050	=	5.228
N2			2.100	X	0.600	=	1.260
TOTAL							7.298
TOTAL AREA							42.113

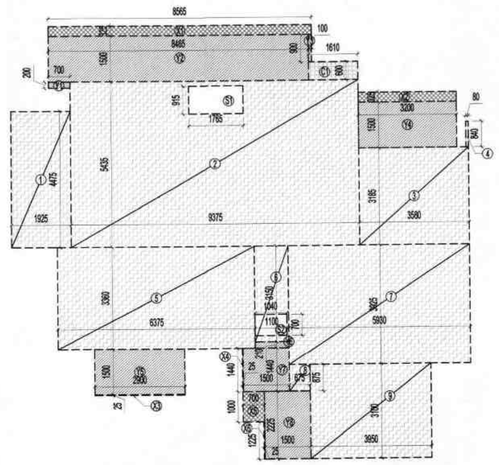

AREA DIAGRAM FOR TYPE UNIT -1

F.A.R. COVERED AREA CALCULATION FOR TYPE UNIT - 1							
S.NO.			PARTICULARS				AREA (SQMT)
1			1.925	X	4.475	=	8.614
2			9.375	X	5.435	=	50.953
3			3.580	X	3.185	=	11.402
4			0.080	X	0.840	=	0.067
5			6.375	X	3.360	=	21.420
6			1.100	X	3.150	=	3.465
7			5.930	X	3.925	=	23.275
8			0.675	X	0.875	=	0.591
9			3.950	X	3.100	=	12.245
TOTAL						=	132.033
Subtraction							
S1			1.765	X	0.915	=	1.615
S2			1.040	X	0.700	=	0.728
TOTAL							2.343
TOTAL AREA						=	129.690
F.A.R AREA OF BALCONY (UNIT-1) = X1 / 4							
X1			8.565	X	0.325	=	2.784
X2			3.200	X	0.325	=	1.040
X3			2.900	X	0.025	=	0.073
X4			0.025	X	1.440	=	0.036
X5			0.700	X	1.000	=	0.700
X6			0.025	X	1.225	=	0.031
TOTAL						=	4.663
TOTAL (B)						=	1.166
TOTAL UNIT F.A.R AREA						=	130.856

NON F.A.R AREA OF BALCONY (UNIT-1)							
Y1			0.700	X	0.200	=	0.140
Y2			8.465	X	1.500	=	12.698
Y3			0.100	X	0.900	=	0.090
Y4			3.200	X	1.500	=	4.800
Y5			2.900	X	1.500	=	4.350
Y6			1.100	X	0.210	=	0.231
Y7			1.500	X	1.440	=	2.160
Y8			1.500	X	2.225	=	3.338
(3/4 AREA OF BALCONY) X1 (4.663 - 1.166)						=	3.497
TOTAL AREA (C)						=	31.303

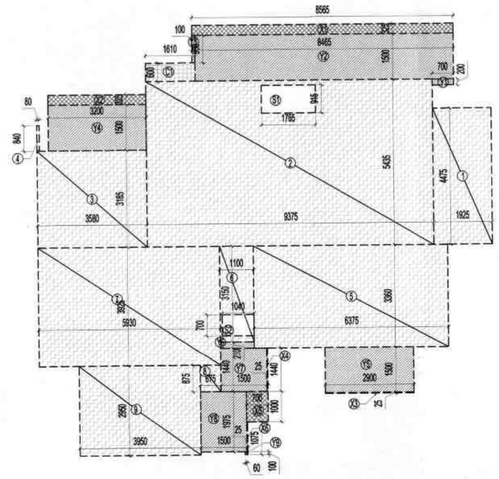

AREA DIAGRAM FOR TYPE UNIT -2

F.A.R. COVERED AREA CALCULATION FOR TYPE UNIT - 2							
S.NO.			PARTICULARS				AREA (SQMT)
1			1.925	X	4.475	=	8.614
2			9.375	X	5.435	=	50.953
3			3.580	X	3.185	=	11.402
4			0.080	X	0.840	=	0.067
5			6.375	X	3.360	=	21.420
6			1.100	X	3.150	=	3.465
7			5.930	X	3.925	=	23.275
8			0.675	X	0.875	=	0.591
9			3.950	X	2.950	=	11.653
TOTAL						=	131.440
Subtraction							
S1			1.765	X	0.915	=	1.615
S2			1.040	X	0.700	=	0.728
TOTAL							2.343
TOTAL AREA						=	129.097
F.A.R AREA OF BALCONY (UNIT-2) = X1 / 4							
X1			8.565	X	0.325	=	2.784
X2			3.200	X	0.325	=	1.040
X3			2.900	X	0.025	=	0.073
X4			0.025	X	1.440	=	0.036
X5			0.700	X	1.000	=	0.700
X6			0.025	X	1.075	=	0.027
TOTAL						=	4.659
TOTAL (B)						=	1.165
TOTAL UNIT F.A.R AREA						=	130.262

NON F.A.R AREA OF BALCONY (UNIT-2)							
Y1			0.700	X	0.200	=	0.140
Y2			8.465	X	1.500	=	12.698
Y3			0.100	X	0.900	=	0.090
Y4			3.200	X	1.500	=	4.800
Y5			2.900	X	1.500	=	4.350
Y6			1.100	X	0.210	=	0.231
Y7			1.500	X	1.440	=	2.160
Y8			1.500	X	1.975	=	2.963
Y9			0.060	X	0.100	=	0.006
(3/4 AREA OF BALCONY) X1 (4.659 - 1.165)						=	3.494
TOTAL AREA (C)						=	30.931

OWNER'S SIGN	ARCHITECT'S SIGN
PERFECT MEGASTRUCTURE PVT. LTD.	VISHAL SHARMA ARCHITECT CA-98/23261 9310184836 NEW DELHI

भवन के अग्र पृष्ठ एवं पश्च साइड सैट बैक में अतिक्रमण करने पर भा[illegible] प्रयोजन शुल्क देना पड़ता है तथा अधिक अतिक्रमण को तोड़ना भी पड़ सकता है । अतः स्वीकृत मानचित्र के अनुसार ही निर्माण करें, अतिक्रमण न करें ।

Encroachments on front, Rear & Side setbacks invite heavy penalties. Encroachments could be demolished also Please avoide encroachments construct building as per Sanctioned Map.

2) आवंटी का अधिभाग प्रमाण पत्र हेतु आवेदन करते समय विकास प्रबंधक (आवास) से नियम अनुसार सक्षम इकाइयां प्राप्तकर प्रस्तुत करना होगा

भवन प्रस्तावित

नोटः 1. यह मानचित्र स्वीकृति की दिनांक से अधिक सम 5 वर्ष की अवधि तक वैध रहेगा भवन पट्टेदार का पटटे के अधिकार उपलब्ध हो अथवा [illegible] पूर्ण होने का प्रमाण पत्र प्राप्त न हो । पटटे के अधिकार उपलब्ध पूर्णतोषित न होने की दशा में मानचित्र की वैधता पटटे की वैधता तिथि तक ही समझी जायेगी ।

भवन प्रस्तावित, नोएडा

अनापत्ति

निदेशक-आवंटी, आवंटन पत्र पट्टा प्रलेख की शर्तों की पूर्णतया पालन करने हेतु बाध्य है ।

स्वीकृति

CA/-W 303/03

Map for proposed Building is as per Bye Laws. Submitted for approval please.

Asstt. Asstt. Arch. Architect

KEY PLAN

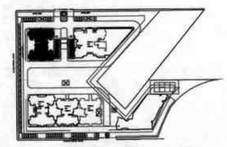

SUBMISSION DRAWING

CLIENT
PERFECT MEGASTRUCTURE PVT.LTD.

PROJECT
PROPOSED GROUP HOUSING FOR IVY COUNTY AT PLOT NO.-15, SECTOR-75, NOIDA, (U.P.).

DATE	PROJECT INCHARGE	CHECKED BY -
29 - 09 - 2018	AMAR NATH	RAVINDRA SIINGH
SCALE	DEALT BY	APPROVED BY
1:100	SATPARKASH	VISHAL SHARMA

DRAWING TITLE
16& 24TH FLOOR PLAN

TOWER -B1

NORTH POINT

This drawing is a "COPYRIGHT" contents of this drawing or part thereof may not be used or reproduced without the permission of the Architect

ARCHITECTS

Confluence
B- 421,NEW FRIENDS COLONY,N.D-65 INDIA
Ph- +91-11-46130600 Ph- +91-11-40564788
cos@inconfluence.com www.inconfluence.com
Member of IGBC ISO : 9001 : 2000
architecture urban design hospitality interiors

DRAWING NO. S-31

REVISION R0

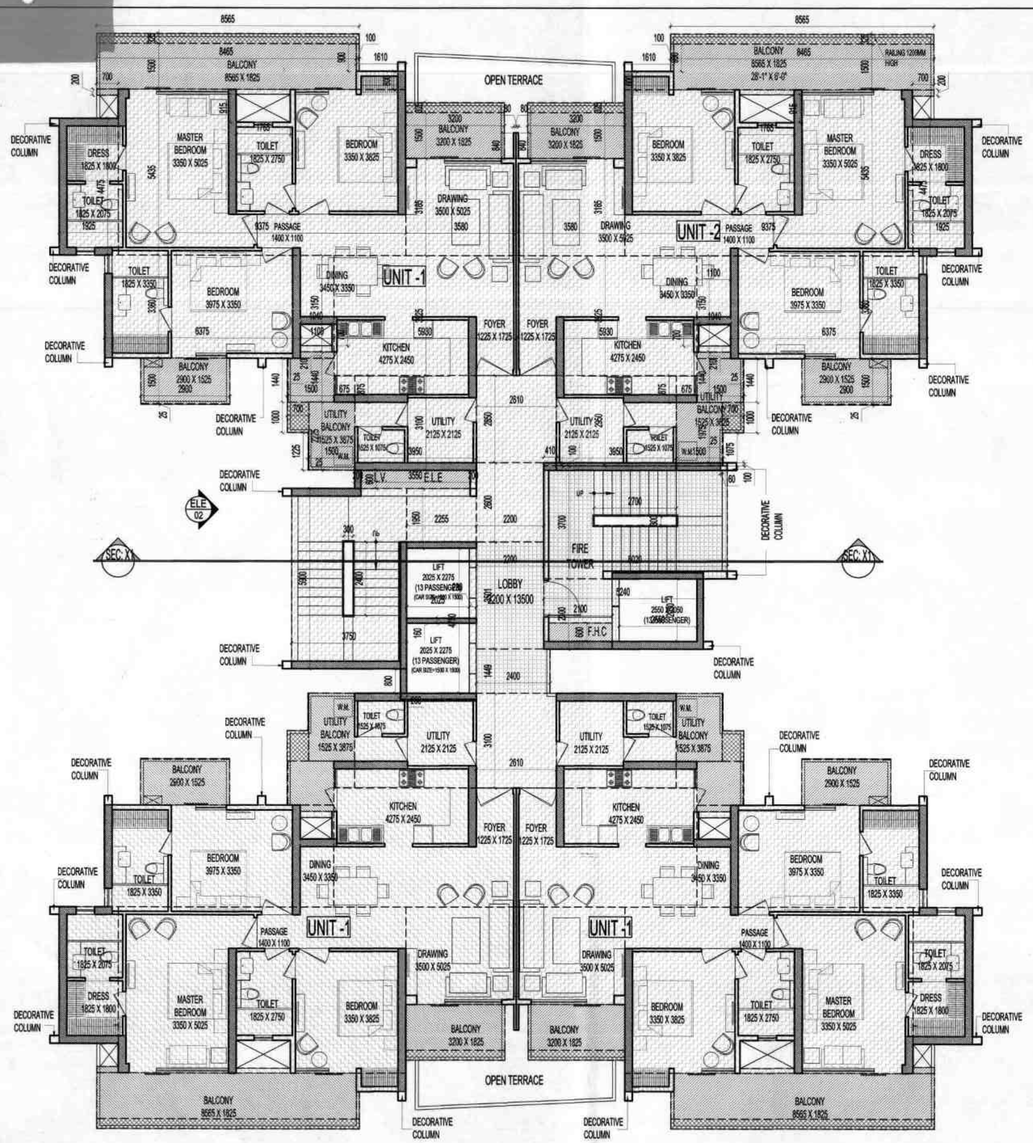

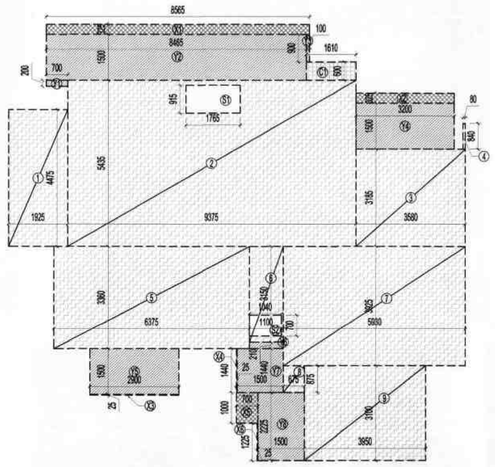

AREA DIAGRAM FOR TYPE UNIT -1

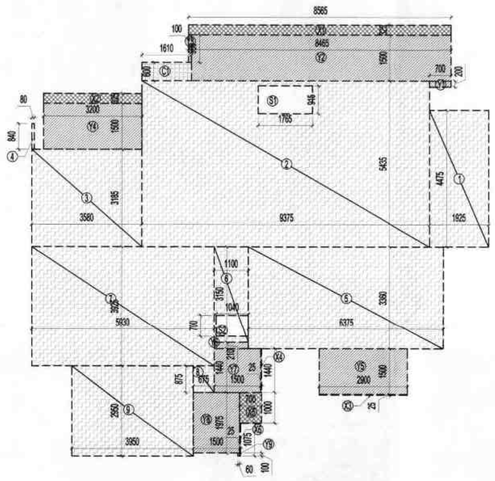

AREA DIAGRAM FOR TYPE UNIT -2

भवन के अग्र पृष्ठ एवं पश्चात सैट बैक में अतिक्रमण [illegible] शुल्क देना पड़ता है तथा अति[illegible] को तोड़ना भी पड़ सकता है। अतः [illegible] मानचित्र के अनुसार ही निर्माण करें, अतिक्रमण न करें।

Encrochments on front, Rear & Side setbacks invite heavy penalties, Encrochments could be demolised also. Please avoide encrochments construct building as per Sanctioned Map.

[illegible] अ.वटा का आवश्यक प्रमाण पत्र [illegible] करते समय विकास प्रबंधक (आवास) से नियम [illegible] प्राप्तकर प्रस्तुत करना होगा

भवन प्रस्तोक्ता

नोटः 1. यह मानचित्र स्वीकृति की दिनांक से अधिक सम दो वर्ष की अवधि तक वैध रहेगा बशर्ते पट्टेदार का पट्टे के अधिकार उपलब्ध हो अथवा उसने पूर्ण पंजीकृत करा लिए हो। पट्टे के अधिकार उपलब्ध पुनर्नीकृत न होने की दशा में मानचित्र की वैधता पट्टे की वैधता तिथि तक ही समझी जाएगी।

भवन प्रस्तोक्ता, नोएडा

अनापत्ति

निर्देश-आपत्ति, आवेदन एवं पट्टा प्रलेख की शर्तों की पूर्णतया पालन करने हेतु बाध्य है।

स्वीकृति

पत्र संख्या नोएडा/भवन/[illegible]

दिनांक.....

वैधता.....

Map for proposed Building is as per Bye Laws, Submitted for approval please.

Asstt. Asstt. Arch. Architect

OWNER'S SIGN — PERFECT MEGASTRUCTURE PVT. LTD.

ARCHITECT'S SIGN — VISHAL SHARMA, ARCHITECT, CA-98/23261, 9310164896, NEW DELHI

F.A.R AREA

COUNTED IN 15 % F.A.R AREA

NON F.A.R AREA

AREA COUNTED IN 1/4 F.A.R

KEY PLAN

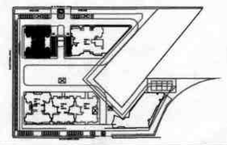

SUBMISSION DRAWING

CLIENT
PERFECT MEGASTRUCTURE PVT.LTD.

PROJECT
PROPOSED GROUP HOUSING FOR IVY COUNTY
AT PLOT NO.-15, SECTOR-75, NOIDA, (U.P.).

DATE	PROJECT INCHARGE	CHECKED BY
29 - 09 - 2018	AMAR NATH	RAVINDRA SIINGH
SCALE	DEALT BY	APPROVED BY
1:100	SATPARKASH	VISHAL SHARMA

DRAWING TITLE
17TH & 25TH FLOOR PLAN

TOWER -B1

NORTH POINT

This drawing is a "COPYRIGHT" contents of this drawing or part thereof may not be used or reproduced without the permission of the Architect

ARCHITECTS
Confluence
B- 421,NEW FRIENDS COLONY,N.D-65 INDIA
Ph- +91-11-46130600 Ph- +91-11-40984788
cra@inconfluence.com www.inconfluence.com
Member of IGBC ISO - 9001 : 2000
architecture urban design hospitality interiors

DRAWING NO. S-32
REVISION R0

TOTAL F.A.R. AREA AT 17TH &25 TH FLOOR						
S.NO.	PARTICULARS					AREA (SQMT)
F.A.R AREA OF UNIT- 1		=	130.856	X	3	= 392.567
F.A.R AREA OF UNIT- 2		=	130.262	X	1	= 130.262
F.A.R AREA OF CIRCULATION						= 48.868
TOTAL F.A.R AREA						= 571.697

17&,25FLOOR NON F.A.R AREA OF BALCONY							
UNIT - 1			31.303	X	3	=	93.909
UNIT - 2			30.931	X	1	=	30.931
ELECTRICAL SHAFT & F.H.C SHAFT							
N1			3.550	X	0.600	=	2.130
N2			2.100	X	0.600	=	1.260
TOTAL AREA						=	128.230

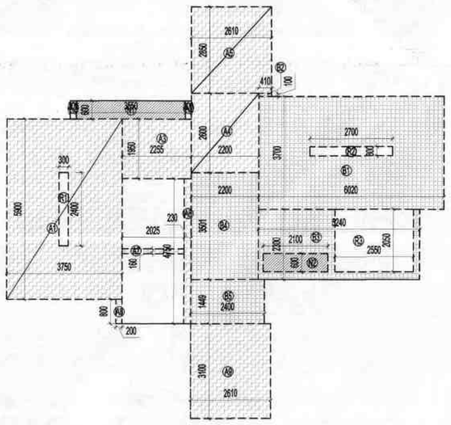

AREA DIAGRAM FOR TYPICAL FLOOR CIRCULATION AREA

F.A.R. COVERED AREA CALCULATION FOR CIRCULATION							
S.NO.	PARTICULARS						AREA (SQMT)
A1			3.750	X	5.900	=	22.125
A2	2	X	0.200	X	0.600	=	0.240
A3			2.255	X	1.950	=	4.397
A4			2.200	X	2.600	=	5.720
A5			2.610	X	2.850	=	7.439
A6			4.750	X	0.230	=	1.093
A7			2.025	X	0.160	=	0.324
A8			0.200	X	0.800	=	0.160
A9			2.610	X	3.100	=	8.091
TOTAL						=	49.588
Subtraction							
R1			0.300	X	2.400	=	0.720
TOTAL							0.720
TOTAL AREA						=	48.868

AREA CALCULATION TOWARDS 15% ADDITIONAL F.A.R							
S.NO.	PARTICULARS						AREA (SQMT)
FIRE STAIRECASE AREA							
B1			6.020	X	3.700	=	22.274
B2			0.410	X	0.100	=	0.041
B3			5.240	X	2.300	=	12.052
LIFT LOBBY							
B4			2.200	X	3.501	=	7.702
B5			2.400	X	1.449	=	3.478
CUPBOARD							
C1	4	X	1.610	X	0.600	=	3.864
TOTAL						=	49.411
Subtraction							
R2			2.700	X	0.300	=	0.810
R3			2.550	X	2.050	=	5.228
N2			2.100	X	0.600	=	1.260
TOTAL							7.298
TOTAL AREA							42.113

F.A.R. COVERED AREA CALCULATION FOR TYPE UNIT - 1							
S.NO.	PARTICULARS						AREA (SQMT)
1			1.925	X	4.475	=	8.614
2			9.375	X	5.435	=	50.953
3			3.580	X	3.185	=	11.402
4			0.080	X	0.840	=	0.067
5			6.375	X	3.360	=	21.420
6			1.100	X	3.150	=	3.465
7			5.930	X	3.925	=	23.275
8			0.675	X	0.875	=	0.591
9			3.950	X	3.100	=	12.245
TOTAL						=	132.033
Subtraction							
S1			1.765	X	0.915	=	1.615
S2			1.040	X	0.700	=	0.728
TOTAL							2.343
TOTAL AREA						=	129.690
F.A.R AREA OF BALCONY (UNIT-1) = X1 / 4							
X1			8.565	X	0.325	=	2.784
X2			3.200	X	0.325	=	1.040
X3			2.900	X	0.025	=	0.073
X4			0.025	X	1.440	=	0.036
X5			0.700	X	1.000	=	0.700
X6			0.025	X	1.225	=	0.031
TOTAL						=	4.663
TOTAL (B)						=	1.166
TOTAL UNIT F.A.R AREA						=	130.856

NON F.A.R AREA OF BALCONY (UNIT-1)							
Y1			0.700	X	0.200	=	0.140
Y2			8.465	X	1.500	=	12.698
Y3			0.100	X	0.900	=	0.090
Y4			3.200	X	1.500	=	4.800
Y5			2.900	X	1.500	=	4.350
Y6			1.100	X	0.210	=	0.231
Y7			1.500	X	1.440	=	2.160
Y8			1.500	X	2.225	=	3.338
(3/4 AREA OF BALCONY) X1 (4.663 - 1.166)						=	3.497
TOTAL AREA (C)						=	31.303

F.A.R. COVERED AREA CALCULATION FOR TYPE UNIT - 2							
S.NO.	PARTICULARS						AREA (SQMT)
1			1.925	X	4.475	=	8.614
2			9.375	X	5.435	=	50.953
3			3.580	X	3.185	=	11.402
4			0.080	X	0.840	=	0.067
5			6.375	X	3.360	=	21.420
6			1.100	X	3.150	=	3.465
7			5.930	X	3.925	=	23.275
8			0.675	X	0.875	=	0.591
9			3.950	X	2.950	=	11.653
TOTAL						=	131.440
Subtraction							
S1			1.765	X	0.915	=	1.615
S2			1.040	X	0.700	=	0.728
TOTAL							2.343
TOTAL AREA						=	129.097
F.A.R AREA OF BALCONY (UNIT-2) = X1 / 4							
X1			8.565	X	0.325	=	2.784
X2			3.200	X	0.325	=	1.040
X3			2.900	X	0.025	=	0.073
X4			0.025	X	1.440	=	0.036
X5			0.700	X	1.000	=	0.700
X6			0.025	X	1.075	=	0.027
TOTAL						=	4.659
TOTAL (B)						=	1.165
TOTAL UNIT F.A.R AREA						=	130.262

NON F.A.R AREA OF BALCONY (UNIT-2)							
Y1			0.700	X	0.200	=	0.140
Y2			8.465	X	1.500	=	12.698
Y3			0.100	X	0.900	=	0.090
Y4			3.200	X	1.500	=	4.800
Y5			2.900	X	1.500	=	4.350
Y6			1.100	X	0.210	=	0.231
Y7			1.500	X	1.440	=	2.160
Y8			1.500	X	1.975	=	2.963
Y9			0.060	X	0.100	=	0.006
(3/4 AREA OF BALCONY) X1 (4.659 - 1.165)						=	3.494
TOTAL AREA (C)						=	30.931

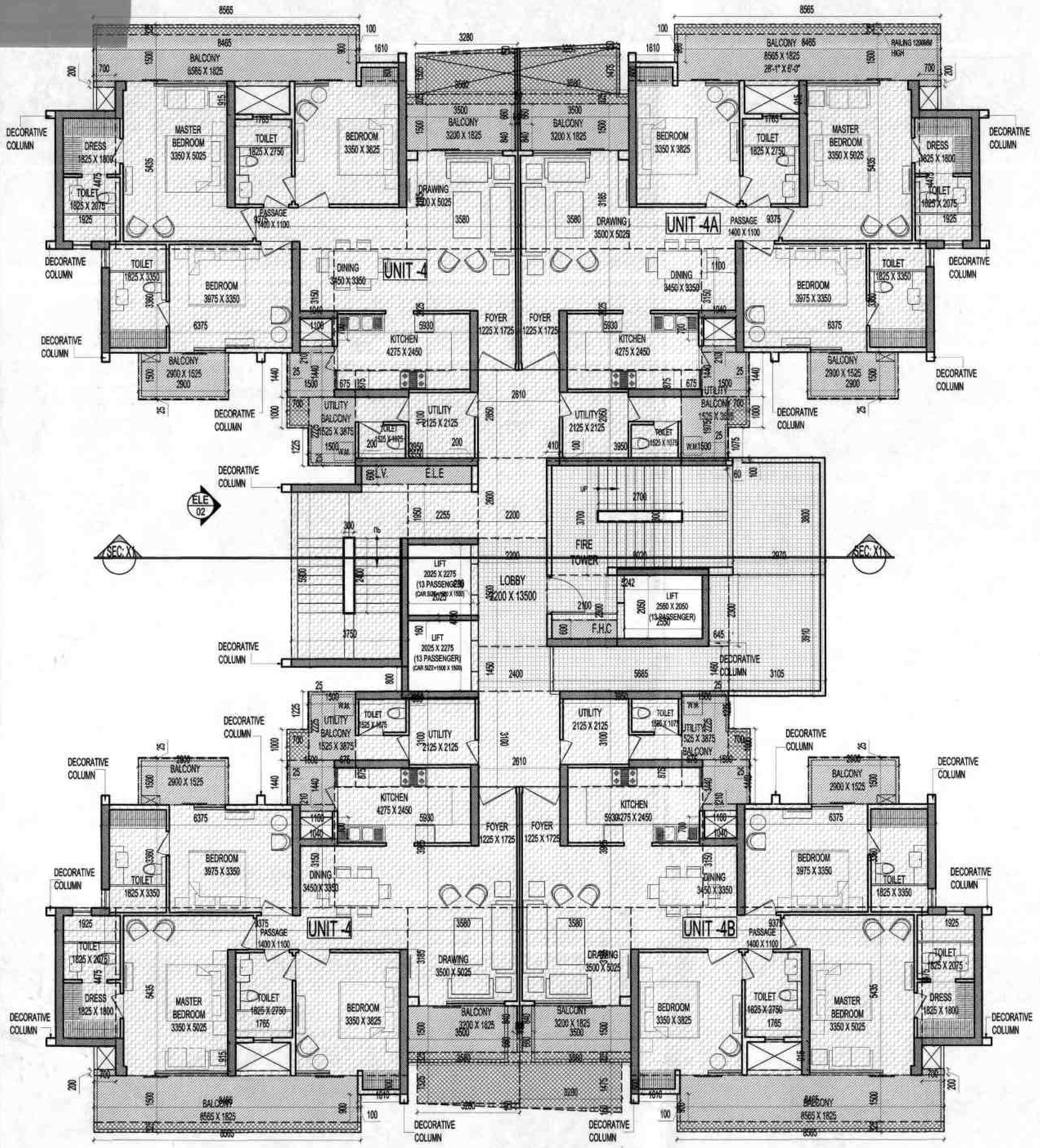

TOWER B - 19TH LEVEL FLOOR PLAN

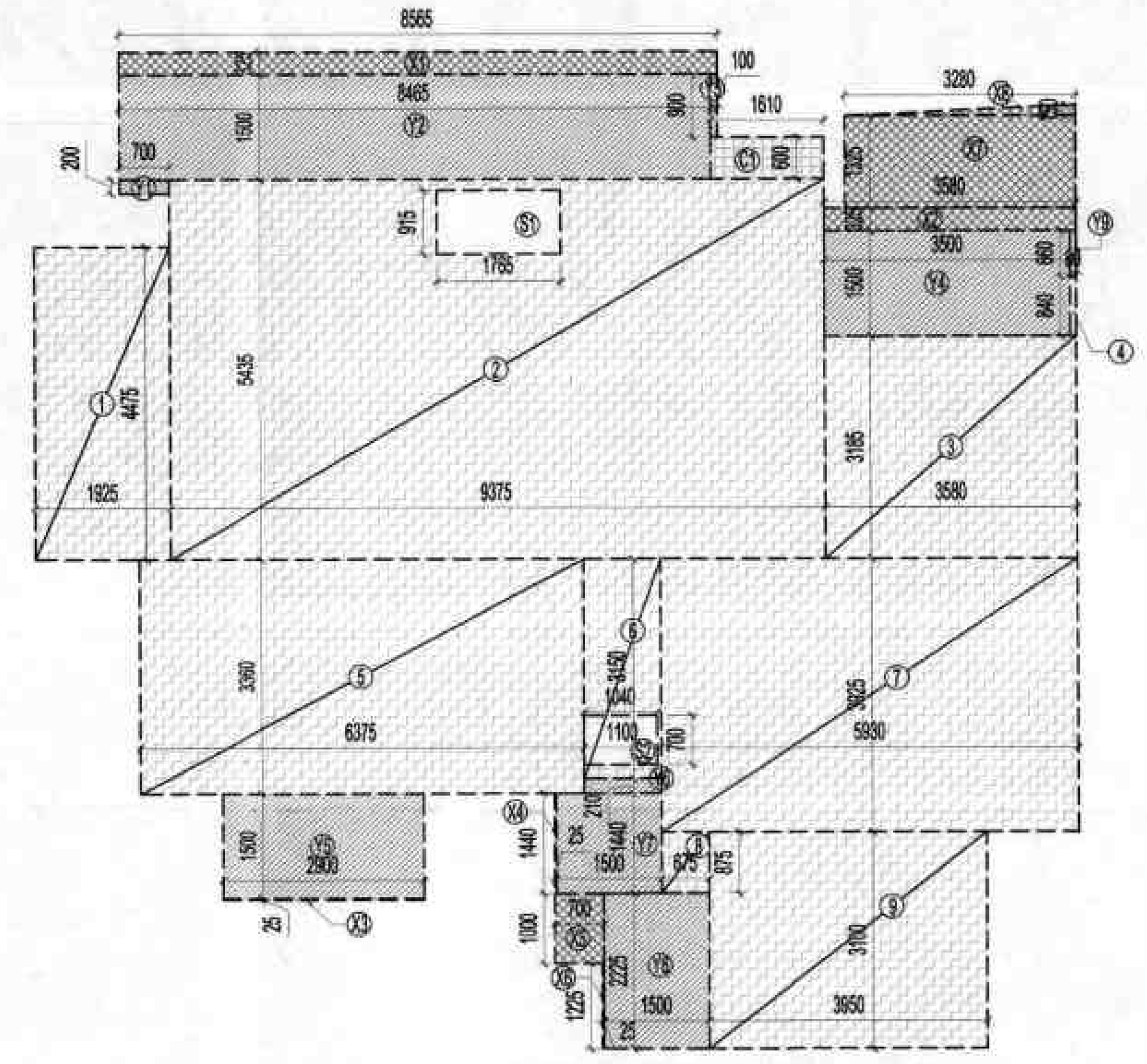

AREA DIAGRAM FOR TYPE UNIT -4

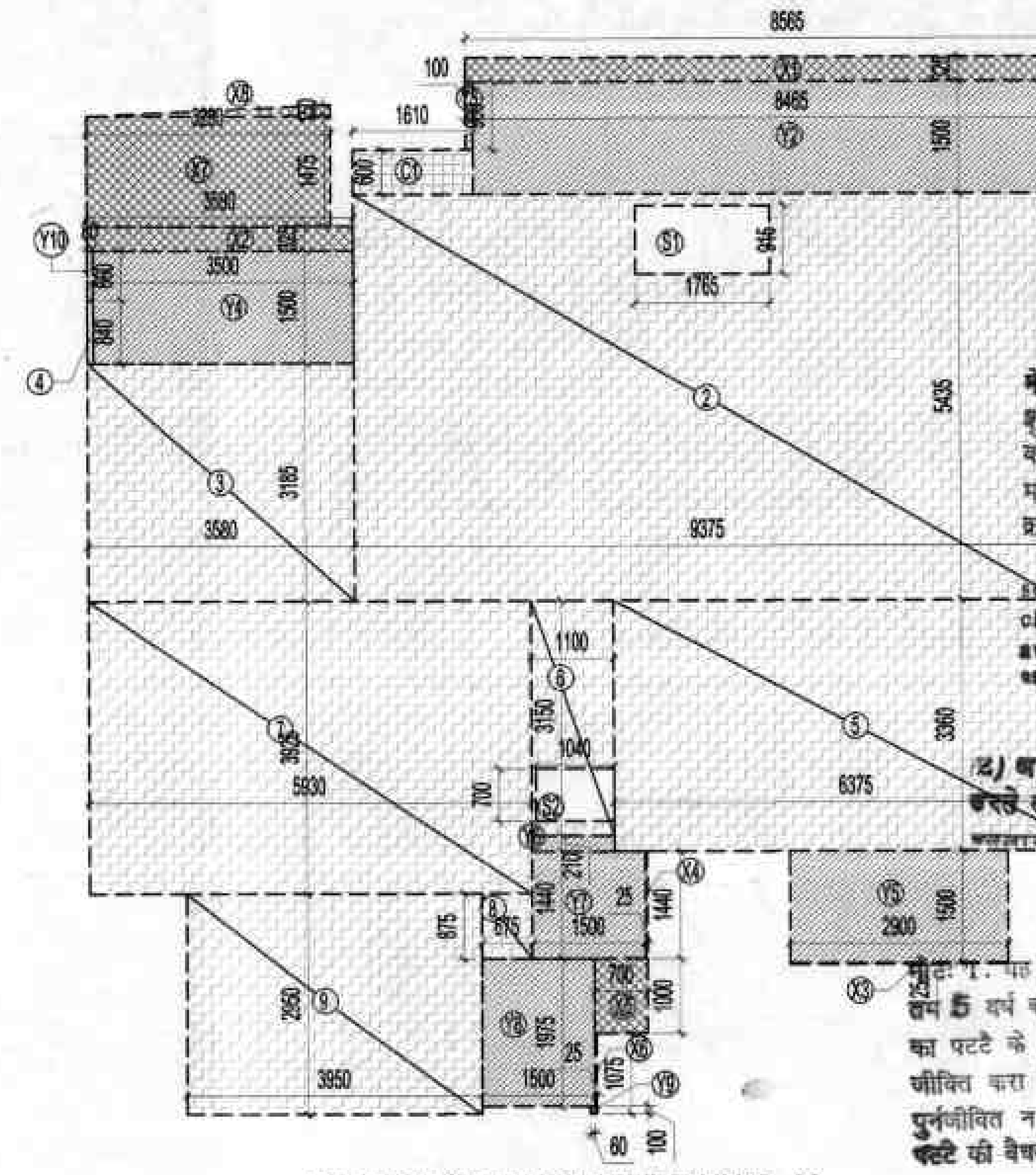

AREA DIAGRAM FOR TYPE UNIT -4A

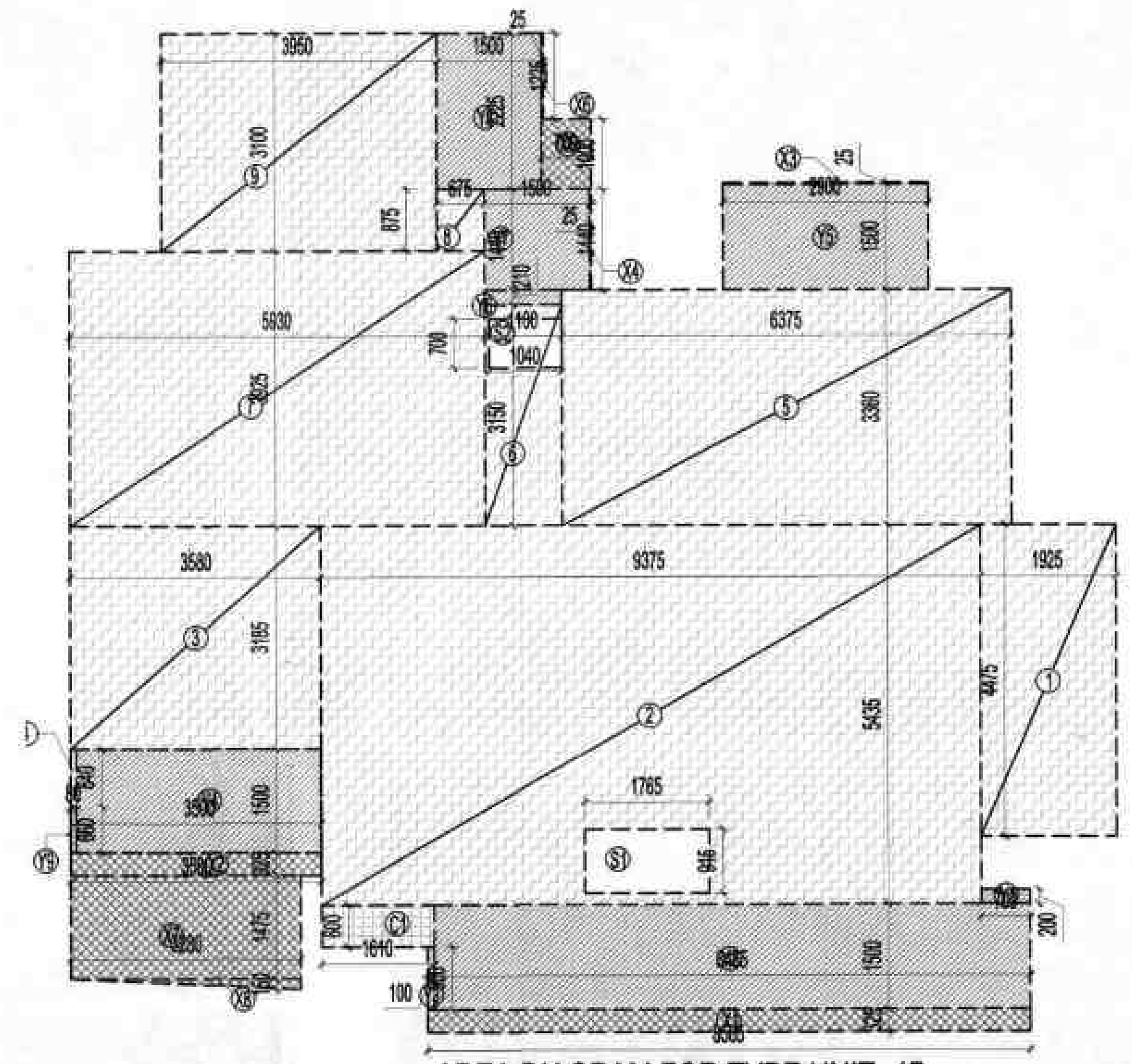

AREA DIAGRAM FOR TYPE UNIT -4B

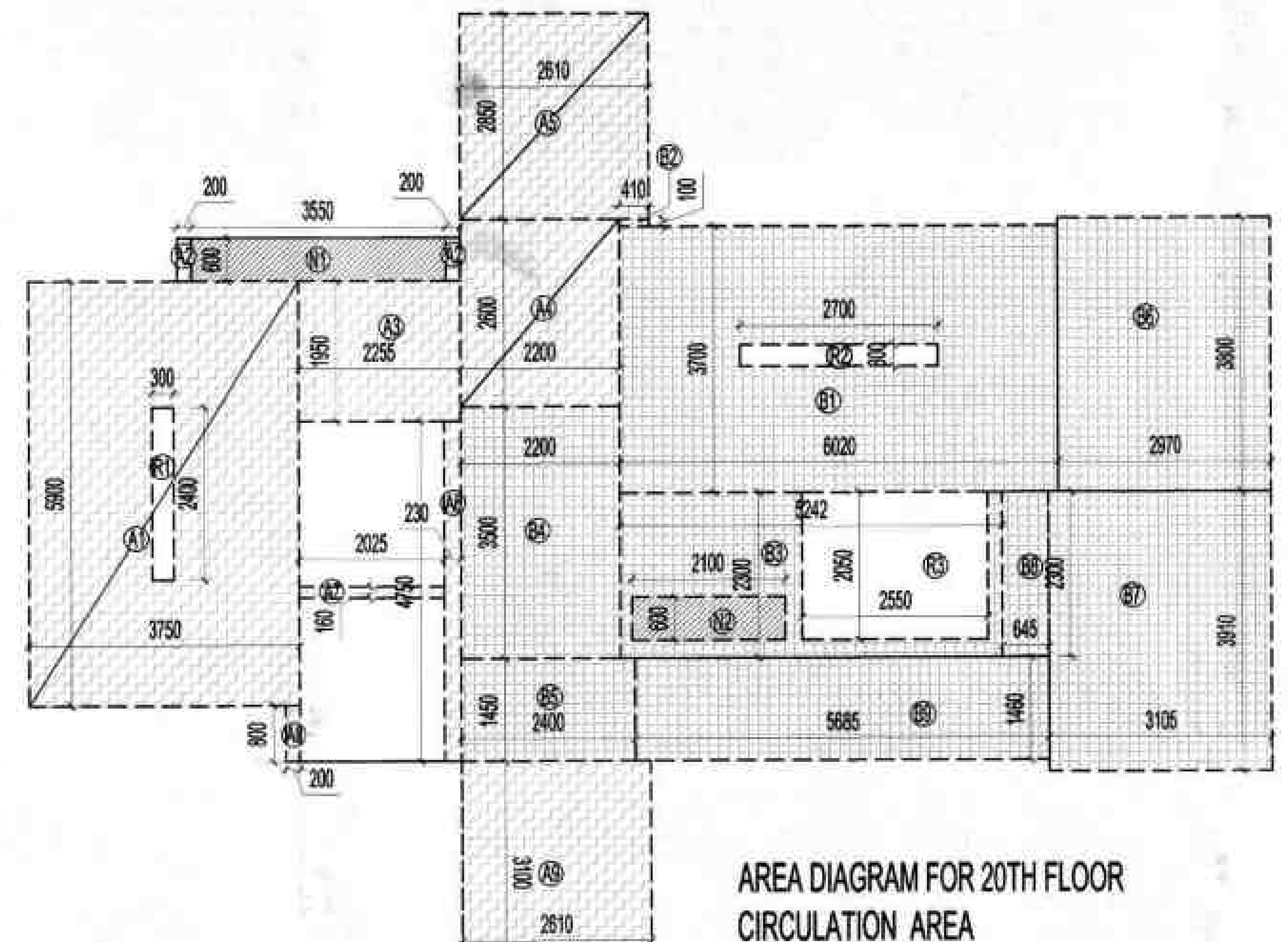

AREA DIAGRAM FOR 20TH FLOOR CIRCULATION AREA

Encrochments on front, Rear & Side setbacks invite heavy penalties. Encrochments could be demolised also Please avoide encrochments construct building as per Sanctioned Map.

Map for proposed Building is as per Bye Laws. Submitted for approval please.

Assit. Asstt. Arch. Architect

TOTAL F.A.R. AREA AT 19TH FLOOR

S.NO.		PARTICULARS				AREA (SQMT)
F.A.R AREA OF UNIT- 4B	=	132.118	X	1	=	132.118
F.A.R AREA OF UNIT- 4	=	132.034	X	2	=	264.068
F.A.R AREA OF UNIT- 4A	=	131.564	X	1	=	131.564
F.A.R AREA OF CIRCULATION					=	48.868
TOTAL F.A.R AREA					=	576.618

F.A.R. COVERED AREA CALCULATION FOR CIRCULATION

S.NO.			PARTICULARS				AREA (SQMT)
A1			3.750	X	5.900	=	22.125
A2	2	X	0.200	X	0.600	=	0.240
A3			2.255	X	1.950	=	4.397
A4			2.200	X	2.600	=	5.720
A5			2.610	X	2.850	=	7.439
A6			4.750	X	0.230	=	1.093
A7			2.025	X	0.160	=	0.324
A8			0.200	X	0.800	=	0.160
A9			2.610	X	3.100	=	8.091
TOTAL						=	49.588
Subtraction							
R1			0.300	X	2.400	=	0.720
TOTAL							0.720
TOTAL AREA						=	48.868

AREA CALCULATION TOWARDS 15% ADDITIONAL F.A.R

S.NO.			PARTICULARS				AREA (SQMT)
FIRE STAIRECASE AREA							
B1			6.020	X	3.700	=	22.274
B2			0.410	X	0.100	=	0.041
B3			5.240	X	2.300	=	12.052
LIFT LOBBY							
B4			2.200	X	3.501	=	7.702
B5			2.400	X	1.449	=	3.478
CUPBOARD							
C1	4	X	1.610	X	0.600	=	3.864
REFUGE AREA							
B6			2.970	X	3.800	=	11.286
B7			3.105	X	3.910	=	12.141
B8			0.645	X	2.300	=	1.484
B9			5.685	X	1.460	=	8.300
TOTAL						=	82.621
Subtraction							
R2			2.700	X	0.300	=	0.810
R3			2.550	X	2.050	=	5.228
N2			2.100	X	0.600	=	1.260
TOTAL							7.298
TOTAL AREA							75.323

19TH FLOOR NON F.A.R AREA OF BALCONY

UNIT - 4B		35.143	X	1	=	35.143
UNIT - 4		34.892	X	2	=	69.785
UNIT - 4A		34.890	X	1	=	34.890
ELECTRICAL SHAFT & F.H.C SHAFT						
N1		3.550	X	0.600	=	2.130
N2		2.100	X	0.600	=	1.260
TOTAL AREA					=	143.208

F.A.R. COVERED AREA CALCULATION FOR TYPE UNIT - 4B

S.NO.			PARTICULARS				AREA (SQMT)
1			1.925	X	4.475	=	8.614
2			9.375	X	5.435	=	50.953
3			3.580	X	3.185	=	11.402
4			0.080	X	0.840	=	0.067
5			6.375	X	3.360	=	21.420
6			1.100	X	3.150	=	3.465
7			5.930	X	3.925	=	23.275
8			0.675	X	0.875	=	0.591
9			3.950	X	3.100	=	12.245
TOTAL						=	132.033
Subtraction							
S1			1.765	X	0.915	=	1.615
S2			1.040	X	0.700	=	0.728
TOTAL							2.343
TOTAL AREA						=	129.690
F.A.R AREA OF BALCONY (UNIT-4B) = X1 / 4							
X1			8.565	X	0.325	=	2.784
X2			3.580	X	0.325	=	1.164
X3			2.900	X	0.025	=	0.073
X4			0.025	X	1.440	=	0.036
X5			0.700	X	1.000	=	0.700
X6			0.025	X	1.225	=	0.031
X7			3.280	X	1.427	=	4.681
X8		0.5	3.280	X	0.150	=	0.246
TOTAL						=	9.713
TOTAL (B)						=	2.428
TOTAL UNIT F.A.R AREA						=	132.118

NON F.A.R AREA OF BALCONY (UNIT-4 B)

Y1			0.700	X	0.200	=	0.140
Y2			8.465	X	1.500	=	12.698
Y3			0.100	X	0.900	=	0.090
Y4			3.200	X	1.500	=	4.800
Y5			2.900	X	1.500	=	4.350
Y6			1.100	X	0.210	=	0.231
Y7			1.500	X	1.440	=	2.160
Y8			1.500	X	2.225	=	3.338
Y9			0.080	X	0.660	=	0.053
(3/4 AREA OF BALCONY)						=	7.285
TOTAL AREA (C)						=	35.143

F.A.R. COVERED AREA CALCULATION FOR TYPE UNIT - 4

S.NO.			PARTICULARS				AREA (SQMT)
1			1.925	X	4.475	=	8.614
2			9.375	X	5.435	=	50.953
3			3.580	X	3.185	=	11.402
4			0.080	X	0.840	=	0.067
5			6.375	X	3.360	=	21.420
6			1.100	X	3.150	=	3.465
7			5.930	X	3.925	=	23.275
8			0.675	X	0.875	=	0.591
9			3.950	X	3.100	=	12.245
TOTAL						=	132.033
Subtraction							
S1			1.765	X	0.915	=	1.615
S2			1.040	X	0.700	=	0.728
TOTAL							2.343
TOTAL AREA						=	129.690
F.A.R AREA OF BALCONY (UNIT-4) = X1 / 4							
X1			8.565	X	0.325	=	2.784
X2			3.580	X	0.325	=	1.164
X3			2.900	X	0.025	=	0.073
X4			0.025	X	1.440	=	0.036
X5			0.700	X	1.000	=	0.700
X6			0.025	X	1.225	=	0.031
X7			3.280	X	1.325	=	4.346
X8		0.5	3.280	X	0.150	=	0.246
TOTAL						=	9.378
TOTAL (B)						=	2.345
TOTAL UNIT F.A.R AREA						=	132.034

NON F.A.R AREA OF BALCONY (UNIT-4)

Y1			0.700	X	0.200	=	0.140
Y2			8.465	X	1.500	=	12.698
Y3			0.100	X	0.900	=	0.090
Y4			3.200	X	1.500	=	4.800
Y5			2.900	X	1.500	=	4.350
Y6			1.100	X	0.210	=	0.231
Y7			1.500	X	1.440	=	2.160
Y8			1.500	X	2.225	=	3.338
Y9			0.080	X	0.660	=	0.053
(3/4 AREA OF BALCONY)						=	7.034
TOTAL AREA (C)						=	34.892

F.A.R. COVERED AREA CALCULATION FOR TYPE UNIT - 4A

S.NO.			PARTICULARS				AREA (SQMT)
1			1.925	X	4.475	=	8.614
2			9.375	X	5.435	=	50.953
3			3.580	X	3.185	=	11.402
4			0.080	X	0.840	=	0.067
5			6.375	X	3.360	=	21.420
6			1.100	X	3.150	=	3.465
7			5.930	X	3.925	=	23.275
8			0.675	X	0.875	=	0.591
9			3.950	X	2.950	=	11.653
TOTAL						=	131.440
Subtraction							
S1			1.765	X	0.915	=	1.615
S2			1.040	X	0.700	=	0.728
TOTAL							2.343
TOTAL AREA						=	129.097
F.A.R AREA OF BALCONY (UNIT-4A) = X1 / 4							
X1			8.565	X	0.325	=	2.784
X2			3.580	X	0.325	=	1.164
X3			2.900	X	0.025	=	0.073
X4			0.025	X	1.440	=	0.036
X5			0.700	X	1.000	=	0.700
X6			0.025	X	1.075	=	0.027
X7			3.280	X	1.475	=	4.838
X8		0.5	3.280	X	0.150	=	0.246
TOTAL						=	9.867
TOTAL (B)						=	2.467
TOTAL UNIT F.A.R AREA						=	131.564

NON F.A.R AREA OF BALCONY (UNIT-4A)

Y1			0.700	X	0.200	=	0.140
Y2			8.465	X	1.500	=	12.698
Y3			0.100	X	0.900	=	0.090
Y4			3.200	X	1.500	=	4.800
Y5			2.900	X	1.500	=	4.350
Y6			1.100	X	0.210	=	0.231
Y7			1.500	X	1.440	=	2.160
Y8			1.500	X	1.975	=	2.963
Y9			0.060	X	0.100	=	0.006
Y10			0.080	X	0.660	=	0.053
(3/4 AREA OF BALCONY) X1 (4.659 - 1.165)						=	7.400
TOTAL AREA (C)						=	34.890

OWNER'S SIGN

PERFECT MEGASTRUCTURE PVT. LTD. Noida

ARCHITECT'S SIGN

VISHAL SHARMA ARCHITECT CA-98/23261 9810164856 NEW DELHI

F.A.R AREA

COUNTED IN 15 % F.A.R AREA

NON F.A.R AREA

AREA COUNTED IN 1 / 4 F.A.R

KEY PLAN

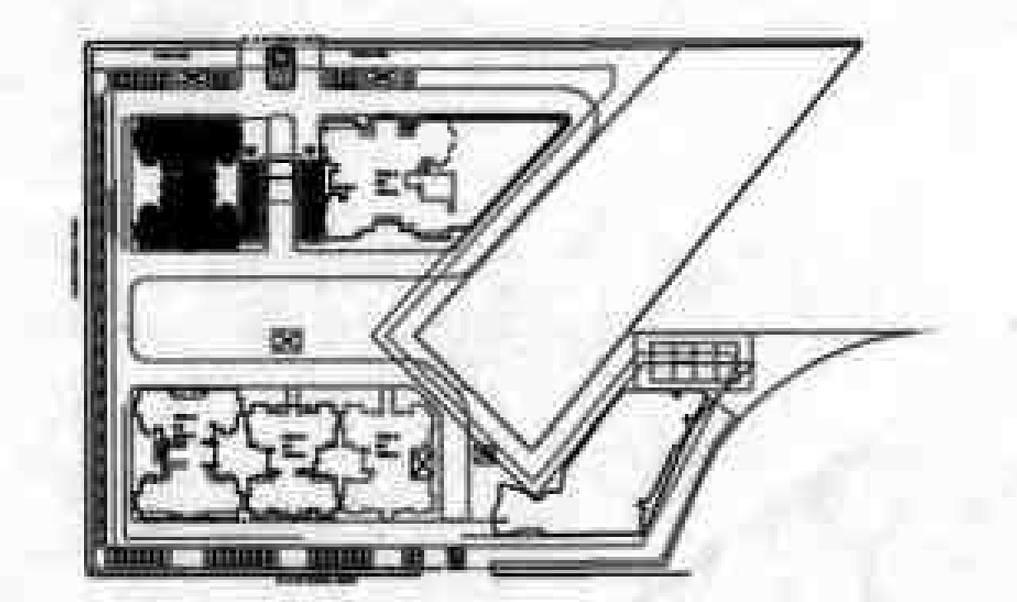

SUBMISSION DRAWING

CLIENT: PERFECT MEGASTRUCTURE PVT.LTD.

PROJECT: PROPOSED GROUP HOUSING FOR IVY COUNTY AT PLOT NO.-15, SECTOR-75, NOIDA, (U.P.).

DATE	PROJECT INCHARGE	CHECKED BY
29 - 09 - 2018	AMAR NATH	RAVINDRA SIINGH
SCALE	DEALT BY	APPROVED BY
1:100	SATPARKASH	VISHAL SHARMA

DRAWING TITLE: 19TH FLOOR PLAN

TOWER -B1

NORTH POINT

This drawing is a "COPYRIGHT" contents of this drawing or part thereof may not be used or reproduced without the permission of the Architect

ARCHITECTS

Confluence

B- 421,NEW FRIENDS COLONY,N.D-65 INDIA architecture | Ph- +91-11-46130500 Ph- +91-11-40564788 urban design | cos@inconfluence.com www.inconfluence.com hospitality | Member of IGBC ISO - 9001 : 2000 interiors

DRAWING NO. S-27 | REVISION R0

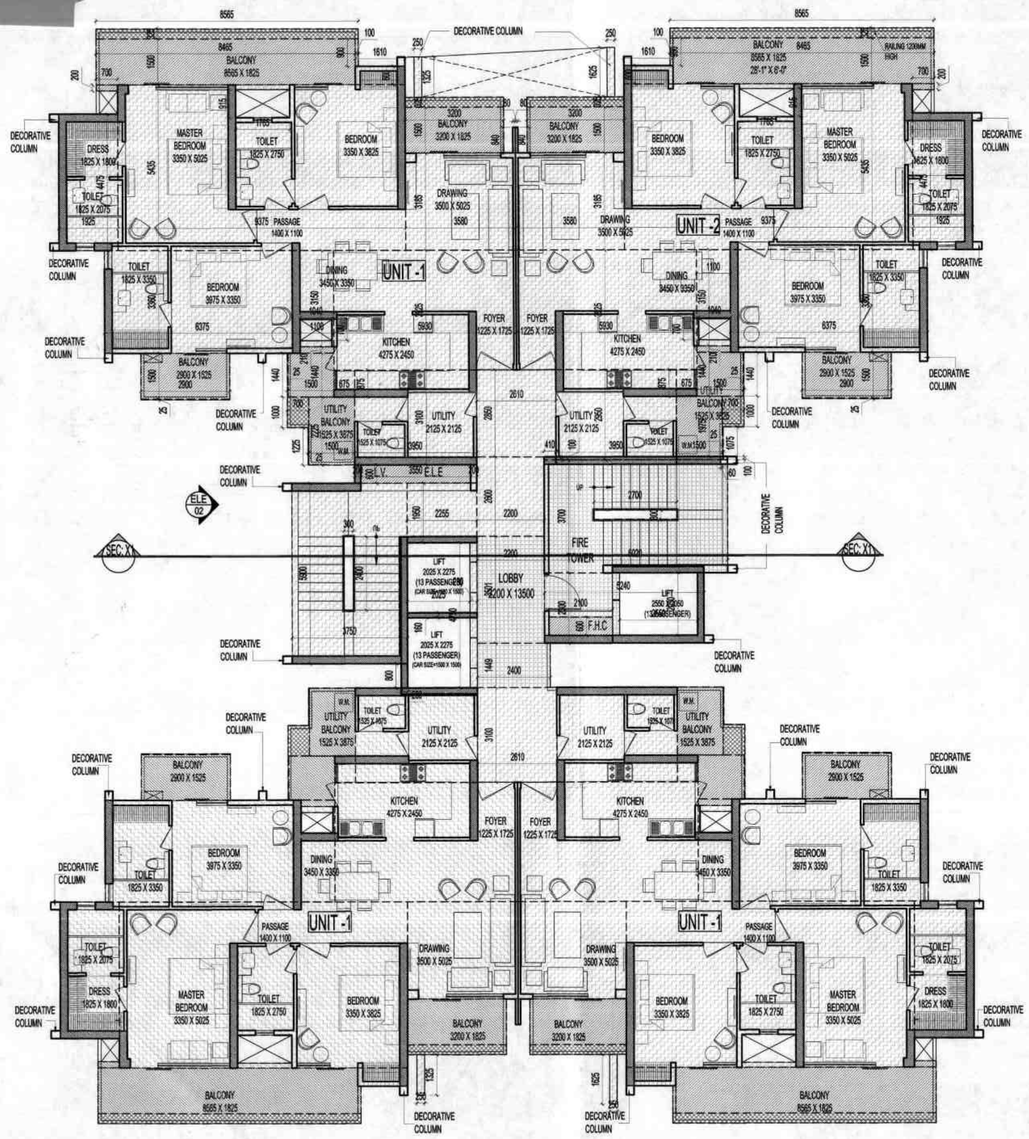

TOWER B - 20TH LEVEL FLOOR PLAN (ELE 01)

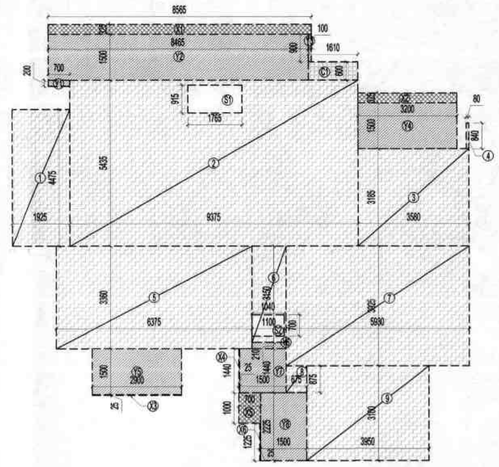

AREA DIAGRAM FOR TYPE UNIT -1

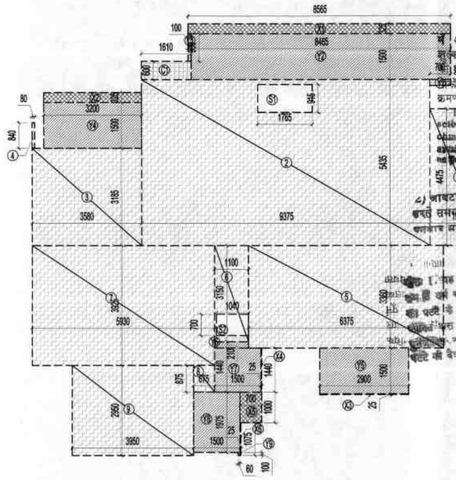

AREA DIAGRAM FOR TYPE UNIT -2

F.A.R. COVERED AREA CALCULATION FOR TYPE UNIT - 1							
S.NO.	PARTICULARS						AREA (SQMT)
1			1.925	X	4.475	=	8.614
2			9.375	X	5.435	=	50.953
3			3.580	X	3.185	=	11.402
4			0.080	X	0.840	=	0.067
5			6.375	X	3.360	=	21.420
6			1.100	X	3.150	=	3.465
7			5.930	X	3.925	=	23.275
8			0.675	X	0.875	=	0.591
9			3.950	X	3.100	=	12.245
TOTAL						=	132.033
Subtraction							
S1			1.765	X	0.915	=	1.615
S2			1.040	X	0.700	=	0.728
TOTAL							2.343
TOTAL AREA						=	129.690
F.A.R AREA OF BALCONY (UNIT-1) = X1 / 4							
X1			8.565	X	0.325	=	2.784
X2			3.200	X	0.325	=	1.040
X3			2.900	X	0.025	=	0.073
X4			0.025	X	1.440	=	0.036
X5			0.700	X	1.000	=	0.700
X6			0.025	X	1.225	=	0.031
TOTAL						=	4.663
TOTAL (B)						=	1.166
TOTAL UNIT F.A.R AREA						=	130.856

NON F.A.R AREA OF BALCONY (UNIT-1)							
Y1			0.700	X	0.200	=	0.140
Y2			8.465	X	1.500	=	12.698
Y3			0.100	X	0.900	=	0.090
Y4			3.200	X	1.500	=	4.800
Y5			2.900	X	1.500	=	4.350
Y6			1.100	X	0.210	=	0.231
Y7			1.500	X	1.440	=	2.160
Y8			1.500	X	2.225	=	3.338
(3/4 AREA OF BALCONY) X1 (4.663 - 1.166)						=	3.497
TOTAL AREA (C)						=	31.303

F.A.R. COVERED AREA CALCULATION FOR TYPE UNIT - 2							
S.NO.	PARTICULARS						AREA (SQMT)
1			1.925	X	4.475	=	8.614
2			9.375	X	5.435	=	50.953
3			3.580	X	3.185	=	11.402
4			0.080	X	0.840	=	0.067
5			6.375	X	3.360	=	21.420
6			1.100	X	3.150	=	3.465
7			5.930	X	3.925	=	23.275
8			0.675	X	0.875	=	0.591
9			3.950	X	2.950	=	11.653
TOTAL						=	131.440
Subtraction							
S1			1.765	X	0.915	=	1.615
S2			1.040	X	0.700	=	0.728
TOTAL							2.343
TOTAL AREA						=	129.097
F.A.R AREA OF BALCONY (UNIT-2) = X1 / 4							
X1			8.565	X	0.325	=	2.784
X2			3.200	X	0.325	=	1.040
X3			2.900	X	0.025	=	0.073
X4			0.025	X	1.440	=	0.036
X5			0.700	X	1.000	=	0.700
X6			0.025	X	1.075	=	0.027
TOTAL						=	4.659
TOTAL (B)						=	1.165
TOTAL UNIT F.A.R AREA						=	130.262

NON F.A.R AREA OF BALCONY (UNIT-2)							
Y1			0.700	X	0.200	=	0.140
Y2			8.465	X	1.500	=	12.698
Y3			0.100	X	0.900	=	0.090
Y4			3.200	X	1.500	=	4.800
Y5			2.900	X	1.500	=	4.350
Y6			1.100	X	0.210	=	0.231
Y7			1.500	X	1.440	=	2.160
Y8			1.500	X	1.975	=	2.963
Y9			0.060	X	0.100	=	0.006
(3/4 AREA OF BALCONY) X1 (4.659 - 1.165)						=	3.494
TOTAL AREA (C)						=	30.931

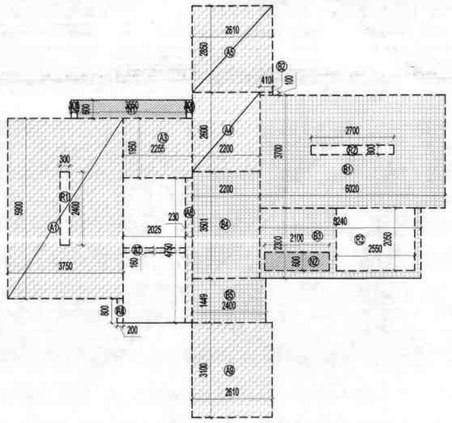

AREA DIAGRAM FOR TYPICAL FLOOR CIRCULATION AREA

F.A.R. COVERED AREA CALCULATION FOR CIRCULATION							
S.NO.	PARTICULARS						AREA (SQMT)
A1			3.750	X	5.900	=	22.125
A2	2	X	0.200	X	0.600	=	0.240
A3			2.255	X	1.950	=	4.397
A4			2.200	X	2.600	=	5.720
A5			2.610	X	2.850	=	7.439
A6			4.750	X	0.230	=	1.093
A7			2.025	X	0.160	=	0.324
A8			0.200	X	0.800	=	0.160
A9			2.610	X	3.100	=	8.091
TOTAL						=	49.588
Subtraction							
R1			0.300	X	2.400	=	0.720
TOTAL							0.720
TOTAL AREA						=	48.868

AREA CALCULATION TOWARDS 15% ADDITIONAL F.A.R							
S.NO.	PARTICULARS						AREA (SQMT)
FIRE STAIRECASE AREA							
B1			6.020	X	3.700	=	22.274
B2			0.410	X	0.100	=	0.041
B3			5.240	X	2.300	=	12.052
LIFT LOBBY							
B4			2.200	X	3.501	=	7.702
B5			2.400	X	1.449	=	3.478
CUPBOARD							
C1	4	X	1.610	X	0.600	=	3.864
TOTAL						=	49.411
Subtraction							
R2			2.700	X	0.300	=	0.810
R3			2.550	X	2.050	=	5.228
N2			2.100	X	0.600	=	1.260
TOTAL							7.298
TOTAL AREA							42.113

TOTAL F.A.R. AREA AT 20TH FLOOR							
S.NO.	PARTICULARS						AREA (SQMT)
F.A.R AREA OF UNIT- 1		=	130.856	X	3	=	392.567
F.A.R AREA OF UNIT- 2		=	130.262	X	1	=	130.262
DECORATIVE COLUMN		2	1.625	X	0.250	=	0.813
DECORATIVE COLUMN		2	1.325	X	0.250	=	0.663
F.A.R AREA OF CIRCULATION						=	48.868
TOTAL F.A.R AREA						=	573.172

20TH FLOOR NON F.A.R AREA OF BALCONY							
UNIT - 1			31.303	X	3	=	93.909
UNIT - 2			30.931	X	1	=	30.931
ELECTRICAL SHAFT & F.H.C SHAFT							
N1			3.550	X	0.600	=	2.130
N2			2.100	X	0.600	=	1.260
TOTAL AREA						=	128.230

OWNER'S SIGN

ARCHITECT'S SIGN

ARCHITECT CA-98/23261 ISO 101064958

भवन प्रस्ताव, नोएडा
अनुमति
निर्माण-अवधि, आवेदन एवं पट्टा प्रलेख की शर्तों की पूर्णतया पालन करने हेतु बाध्य है।
स्वीकृति
पत्र संख्या नोएडा/भ.मा./ 2018-19
दिनांक.....
दिनांक.....
(सहायक अभियन्ता)

Map for proposed Building as per Bye Laws. Submitted for approval please.

Sr. Asstt. Asstt. Arch. Architect

F.A.R AREA

COUNTED IN 15 % F.A.R AREA

NON F.A.R AREA

AREA COUNTED IN 1/4 F.A.R

KEY PLAN

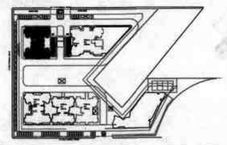

SUBMISSION DRAWING

CLIENT
PERFECT MEGASTRUCTURE PVT.LTD.

PROJECT
PROPOSED GROUP HOUSING FOR IVY COUNTY
AT PLOT NO.-15, SECTOR-75, NOIDA, (U.P.).

DATE	PROJECT INCHARGE	CHECKED BY
29 - 09 - 2018	AMAR NATH	RAVINDRA SIINGH
SCALE	DEALT BY	APPROVED BY
1:100	SATPARKASH	VISHAL SHARMA

DRAWING TITLE
20 & 24TH FLOOR PLAN

TOWER -B1

NORTH POINT

This drawing is a "COPYRIGHT" contents of this drawing or part thereof may not be used or reproduced without the permission of the Architect

ARCHITECTS

Confluence

B- 421,NEW FRIENDS COLONY,N.D-65 INDIA
Ph- +91-11-46130600 Ph- +91-11-40564768
cos@inconfluence.com www.inconfluence.com
Member of IGBC ISO - 9001 : 2000
architecture urban design hospitality interiors

DRAWING NO. S-28

REVISION R0

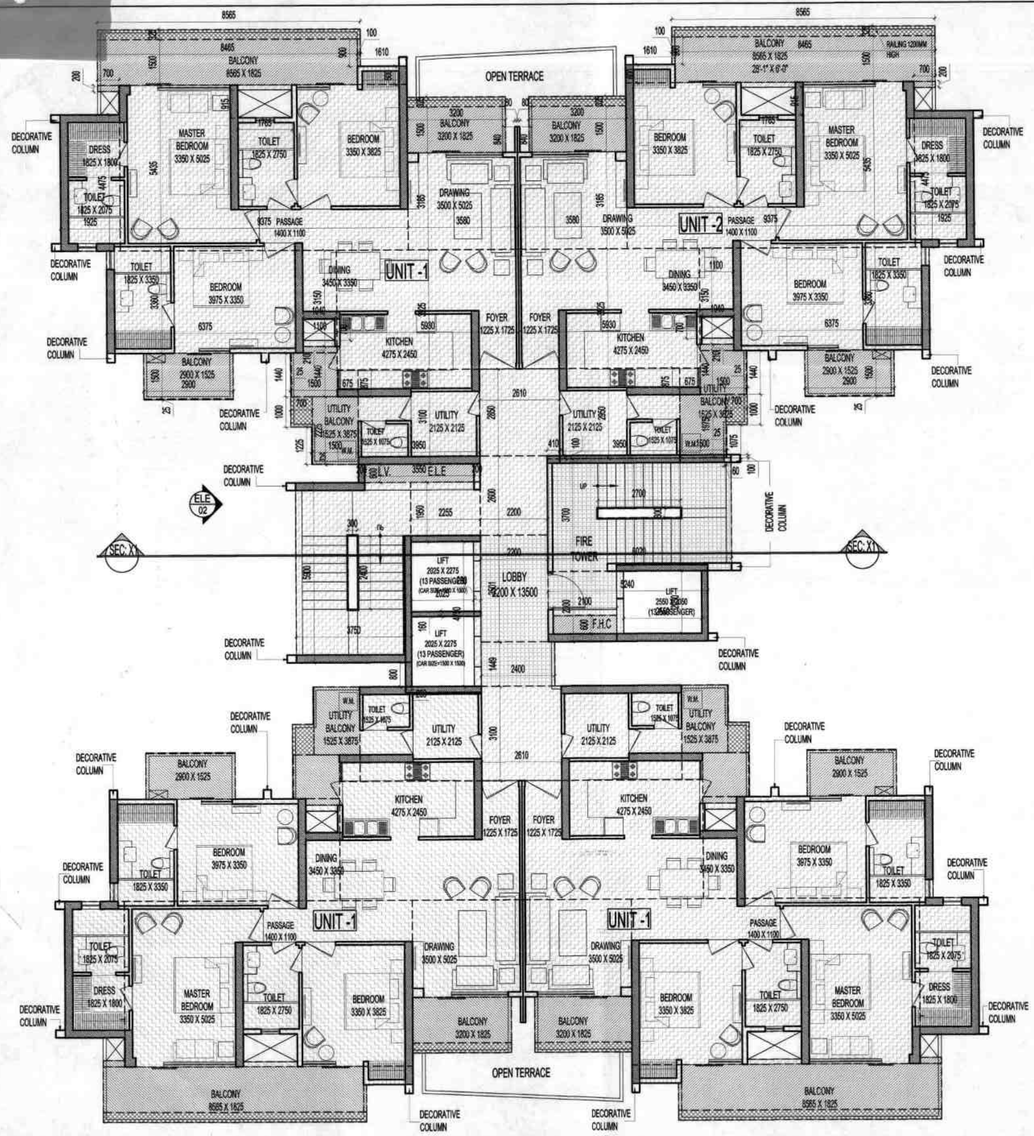

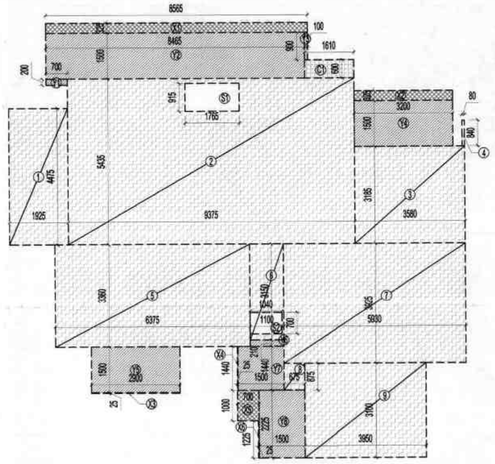

AREA DIAGRAM FOR TYPE UNIT -1

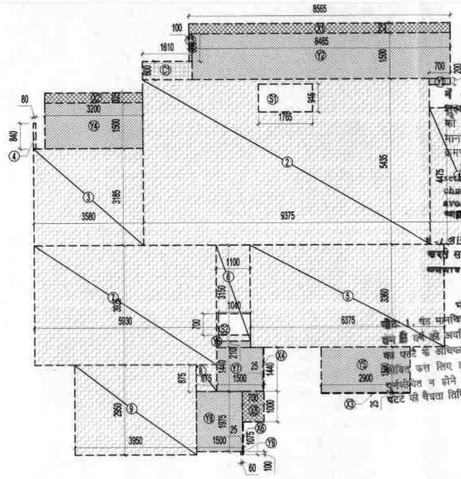

AREA DIAGRAM FOR TYPE UNIT -2

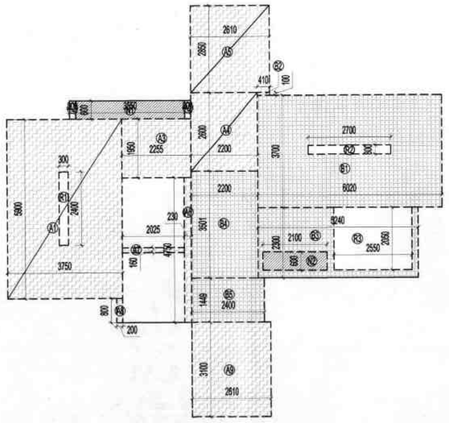

AREA DIAGRAM FOR TYPICAL FLOOR
CIRCULATION AREA

F.A.R. COVERED AREA CALCULATION FOR TYPE UNIT - 1						
S.NO.	PARTICULARS					AREA (SQMT)
1		1.925	X	4.475	=	8.614
2		9.375	X	5.435	=	50.953
3		3.580	X	3.185	=	11.402
4		0.080	X	0.840	=	0.067
5		6.375	X	3.360	=	21.420
6		1.100	X	3.150	=	3.465
7		5.930	X	3.925	=	23.275
8		0.675	X	0.875	=	0.591
9		3.950	X	3.100	=	12.245
TOTAL					=	132.033
Subtraction						
S1		1.765	X	0.915	=	1.615
S2		1.040	X	0.700	=	0.728
TOTAL						2.343
TOTAL AREA					=	129.690
F.A.R AREA OF BALCONY (UNIT-1) = X1 / 4						
X1		8.565	X	0.325	=	2.784
X2		3.200	X	0.325	=	1.040
X3		2.900	X	0.025	=	0.073
X4		0.025	X	1.440	=	0.036
X5		0.700	X	1.000	=	0.700
X6		0.025	X	1.225	=	0.031
TOTAL					=	4.663
TOTAL (B)					=	1.166
TOTAL UNIT F.A.R AREA					=	130.856

NON F.A.R AREA OF BALCONY (UNIT-1)						
Y1		0.700	X	0.200	=	0.140
Y2		8.465	X	1.500	=	12.698
Y3		0.100	X	0.900	=	0.090
Y4		3.200	X	1.500	=	4.800
Y5		2.900	X	1.500	=	4.350
Y6		1.100	X	0.210	=	0.231
Y7		1.500	X	1.440	=	2.160
Y8		1.500	X	2.225	=	3.338
(3/4 AREA OF BALCONY) X1 (4.663 - 1.166)					=	3.497
TOTAL AREA (C)					=	31.303

F.A.R. COVERED AREA CALCULATION FOR TYPE UNIT - 2						
S.NO.	PARTICULARS					AREA (SQMT)
1		1.925	X	4.475	=	8.614
2		9.375	X	5.435	=	50.953
3		3.580	X	3.185	=	11.402
4		0.080	X	0.840	=	0.067
5		6.375	X	3.360	=	21.420
6		1.100	X	3.150	=	3.465
7		5.930	X	3.925	=	23.275
8		0.675	X	0.875	=	0.591
9		3.950	X	2.950	=	11.653
TOTAL					=	131.440
Subtraction						
S1		1.765	X	0.915	=	1.615
S2		1.040	X	0.700	=	0.728
TOTAL						2.343
TOTAL AREA					=	129.097
F.A.R AREA OF BALCONY (UNIT-2) = X1 / 4						
X1		8.565	X	0.325	=	2.784
X2		3.200	X	0.325	=	1.040
X3		2.900	X	0.025	=	0.073
X4		0.025	X	1.440	=	0.036
X5		0.700	X	1.000	=	0.700
X6		0.025	X	1.075	=	0.027
TOTAL					=	4.659
TOTAL (B)					=	1.165
TOTAL UNIT F.A.R AREA					=	130.262

NON F.A.R AREA OF BALCONY (UNIT-2)						
Y1		0.700	X	0.200	=	0.140
Y2		8.465	X	1.500	=	12.698
Y3		0.100	X	0.900	=	0.090
Y4		3.200	X	1.500	=	4.800
Y5		2.900	X	1.500	=	4.350
Y6		1.100	X	0.210	=	0.231
Y7		1.500	X	1.440	=	2.160
Y8		1.500	X	1.975	=	2.963
Y9		0.060	X	0.100	=	0.006
(3/4 AREA OF BALCONY) X1 (4.659 - 1.165)					=	3.494
TOTAL AREA (C)					=	30.931

F.A.R. COVERED AREA CALCULATION FOR CIRCULATION						
S.NO.	PARTICULARS					AREA (SQMT)
A1		3.750	X	5.900	=	22.125
A2	2 X	0.200	X	0.600	=	0.240
A3		2.255	X	1.950	=	4.397
A4		2.200	X	2.600	=	5.720
A5		2.610	X	2.850	=	7.439
A6		4.750	X	0.230	=	1.093
A7		2.025	X	0.160	=	0.324
A8		0.200	X	0.800	=	0.160
A9		2.610	X	3.100	=	8.091
TOTAL					=	49.588
Subtraction						
R1		0.300	X	2.400	=	0.720
TOTAL						0.720
TOTAL AREA					=	48.868

AREA CALCULATION TOWARDS 15% ADDITIONAL F.A.R						
S.NO.	PARTICULARS					AREA (SQMT)
FIRE STAIRECASE AREA						
B1		6.020	X	3.700	=	22.274
B2		0.410	X	0.100	=	0.041
B3		5.240	X	2.300	=	12.052
LIFT LOBBY						
B4		2.200	X	3.501	=	7.702
B5		2.400	X	1.449	=	3.478
CUPBOARD						
C1	4 X	1.610	X	0.600	=	3.864
TOTAL					=	49.411
Subtraction						
R2		2.700	X	0.300	=	0.810
R3		2.550	X	2.050	=	5.228
N2		2.100	X	0.600	=	1.260
TOTAL						7.298
TOTAL AREA						42.113

TOTAL F.A.R. AREA AT 21TH FLOOR						
S.NO.		PARTICULARS				AREA (SQMT)
F.A.R AREA OF UNIT- 1	=	130.856	X	3	=	392.567
F.A.R AREA OF UNIT- 2	=	130.262	X	1	=	130.262
F.A.R AREA OF CIRCULATION					=	48.868
TOTAL F.A.R AREA					=	571.697

21ST FLOOR NON F.A.R AREA OF BALCONY						
UNIT - 1		31.303	X	3	=	93.909
UNIT - 2		30.931	X	1	=	30.931
ELECTRICAL SHAFT & F.H.C SHAFT						
N1		3.550	X	0.600	=	2.130
N2		2.100	X	0.600	=	1.260
TOTAL AREA					=	128.230

OWNER'S SIGN

ARCHITECT'S SIGN

ARCHITECT
VISHAL SHARMA
CA-98/23261
9310164896
NEW DELHI

भवन प्रस्तावक, नोएडा

अभ्यावेदन

निर्माण-आवधि, आवंटन एवं पट्टा प्रलेख की प्रति की पुनर्प्राप्ति संपादन करने हेतु आग्रह है ।

स्वीकृति

पत्र संख्या/पंजीकरण संख्या/आवंटन संख्या 17.4.19

दिनांक.....

वेबसाइट.....

(भवन प्रस्तावक)

Map for proposed Building is as per Bye Laws. Submitted for approval please.

Asstt. Arch. Architect

F.A.R AREA

COUNTED IN 15 % F.A.R AREA

NON F.A.R AREA

AREA COUNTED IN 1/4 F.A.R

KEY PLAN

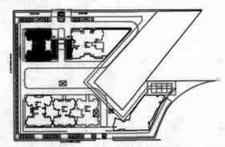

SUBMISSION DRAWING

CLIENT
PERFECT MEGASTRUCTURE PVT.LTD.

PROJECT
PROPOSED GROUP HOUSING FOR
IVY COUNTY
AT PLOT NO.-15, SECTOR-75, NOIDA, (U.P.).

DATE	PROJECT INCHARGE	CHECKED BY
29 - 09 - 2018	AMAR NATH	RAVINDRA SIINGH
SCALE	DEALT BY	APPROVED BY
1:100	SATPARKASH	VISHAL SHARMA

DRAWING TITLE
21TH FLOOR PLAN

TOWER -B1

NORTH POINT

This drawing is a "COPYRIGHT" contents of this drawing or part thereof may not be used or reproduced without the permission of the Architect

ARCHITECTS

Confluence

B- 421,NEW FRIENDS COLONY,N.D-65 INDIA
Ph: +91-11-49130690
Ph: +91-11-40984788
cos@inconfluence.com
www.inconfluence.com
Member of IGBC
ISO - 9001 : 2000
architecture urban design interiors hospitality

DRAWING NO. S-29

REVISION R0

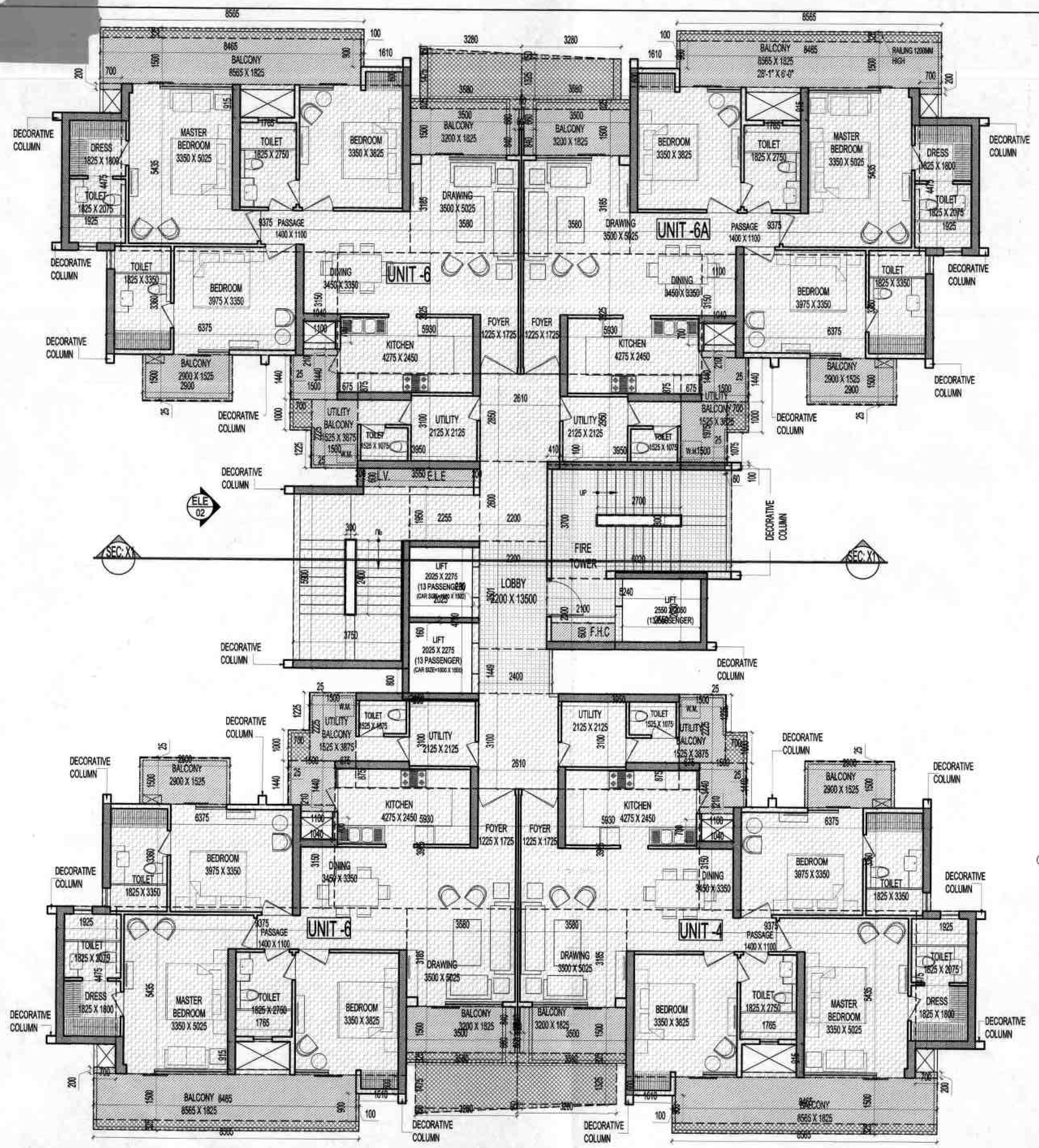

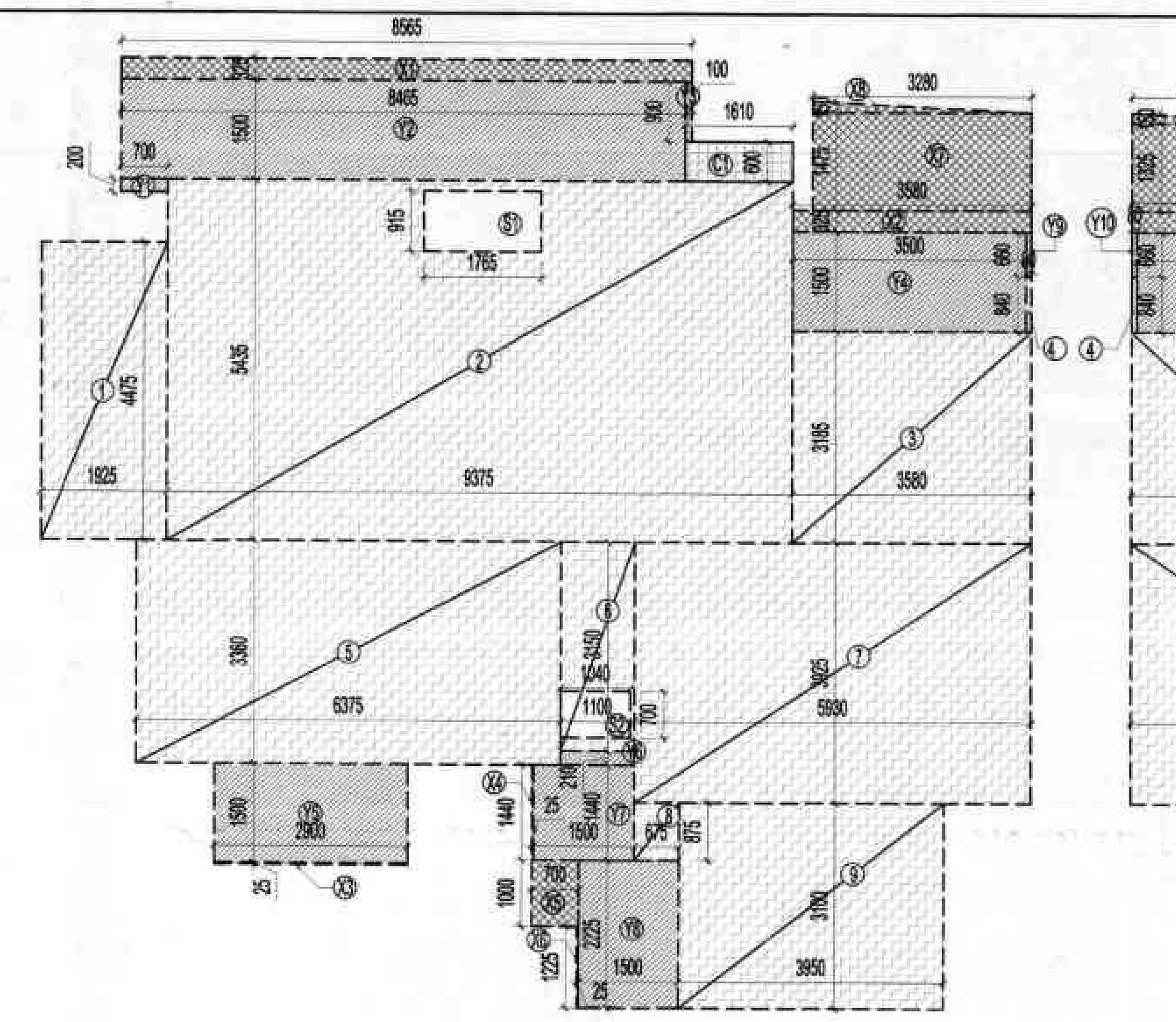

AREA DIAGRAM FOR TYPE UNIT -6

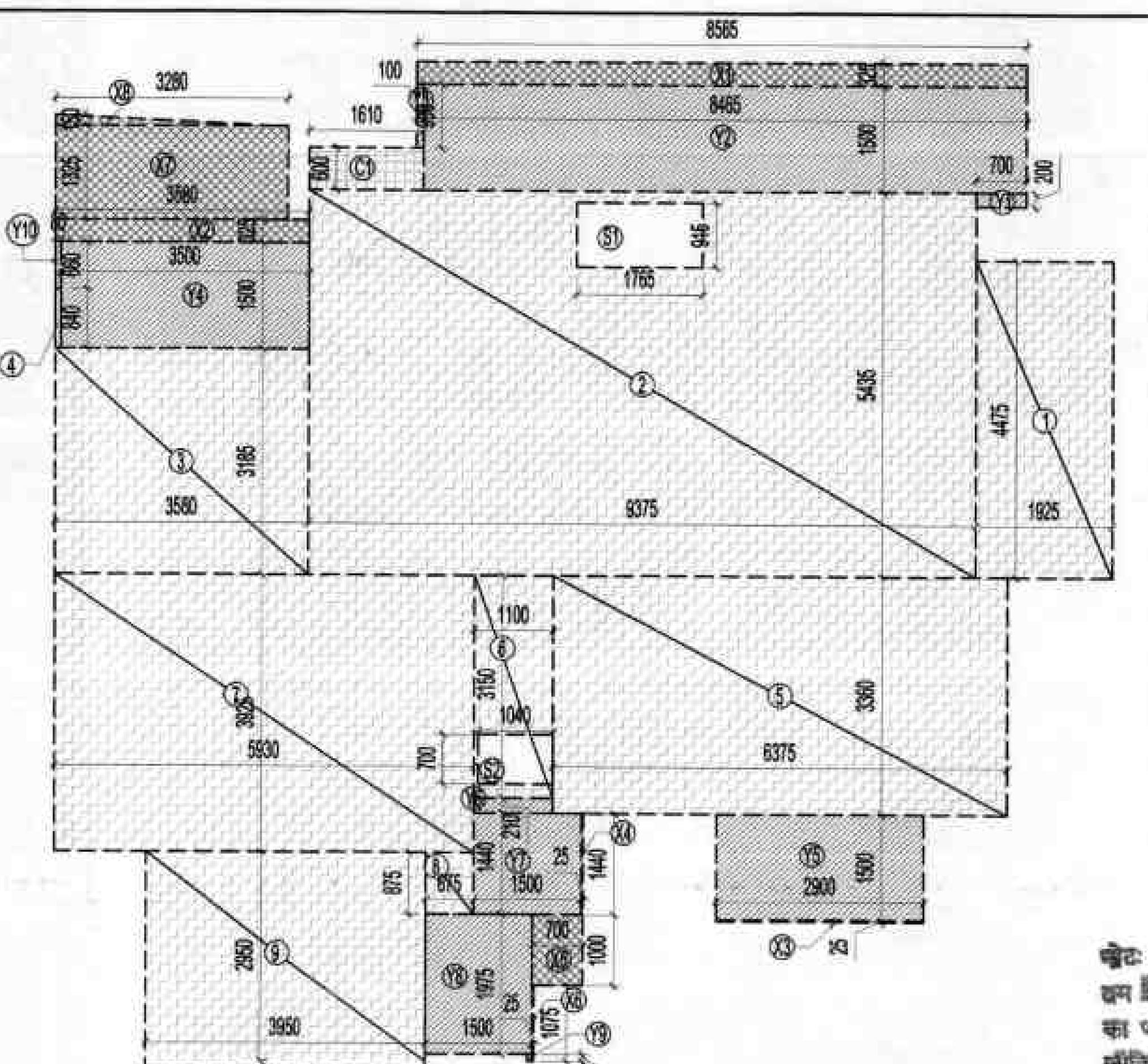

AREA DIAGRAM FOR TYPE UNIT -6A

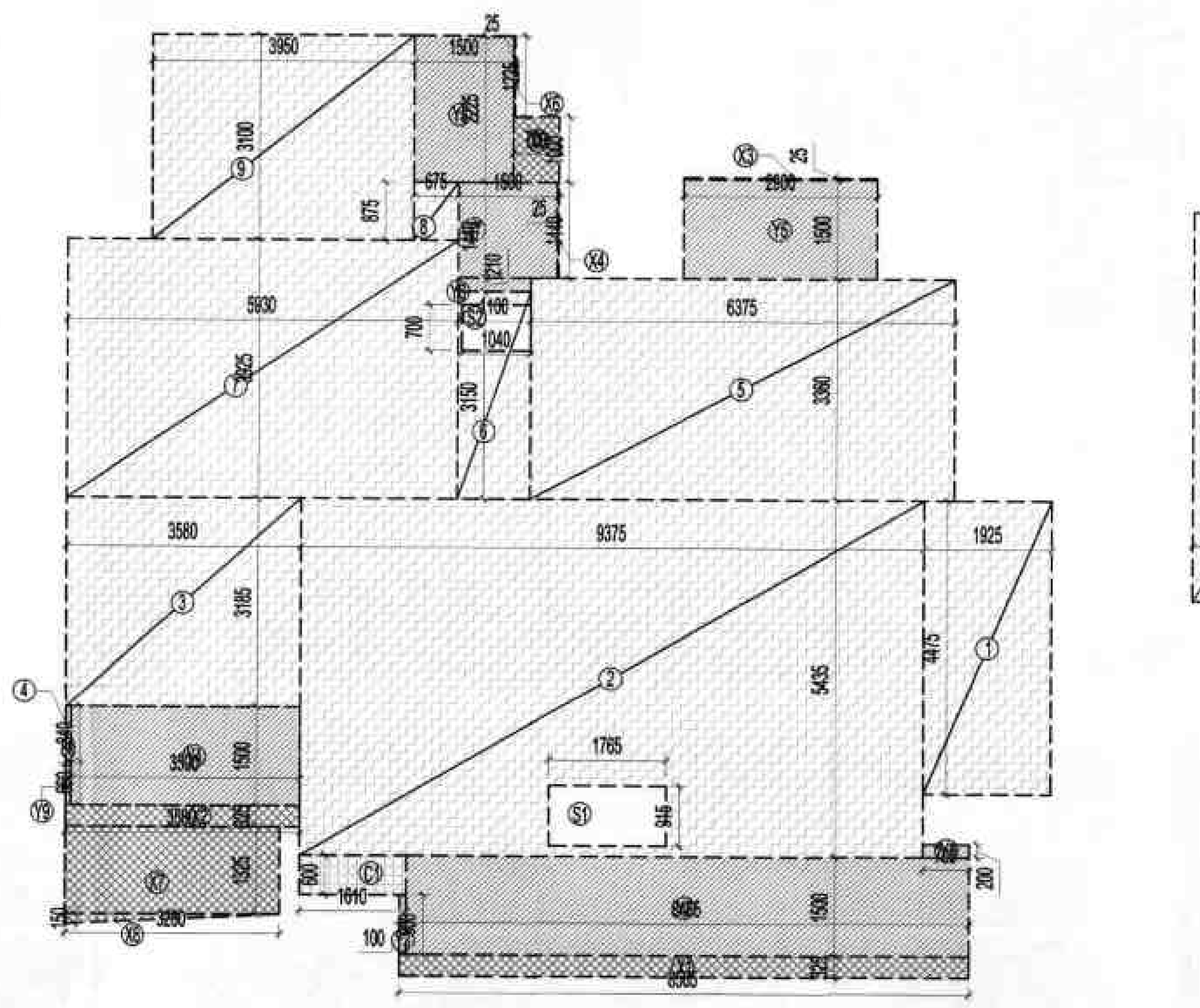

AREA DIAGRAM FOR TYPE UNIT -4

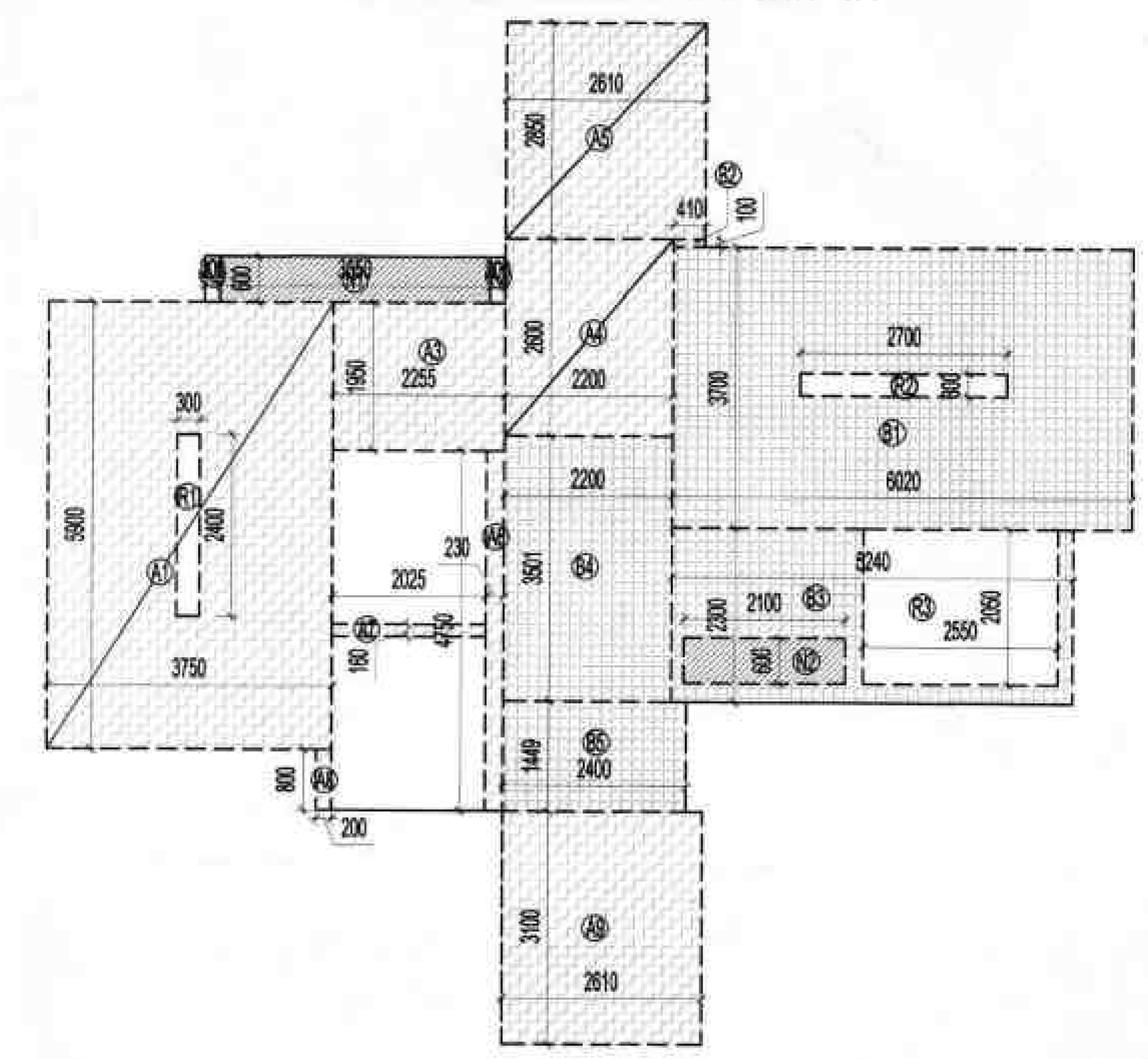

AREA DIAGRAM FOR TYPICAL FLOOR CIRCULATION AREA

OWNER'S SIGN

ARCHITECT'S SIGN

PERFECT MEGASTRUCTURE PVT. LTD. Noida

VISHAL SHARMA ARCHITECT CA-98/23261 9810164856 NEW DELHI

भवन के अग्र पृष्ठ एवं साइड सैट बैक में अतिक्रमण करने पर भारी प्रशमन शुल्क देना पड़ता है तथा अधिक अतिक्रमण को तोड़ना भी पड़ सकता है। अतः स्वीकृत मानचित्र के अनुसार ही निर्माण करे, अति-क्रमण न करे।

Encrochments on front, Rear & Side setbacks invite heavy penalties. Encrochments could be demolised also Please avoide encrochments construct building as per Sanctioned Map.

... आवंटी को अधिभोग प्रमाण पत्र हेतु आवेदन करते समय विकास प्रबंधक (आवास) से नियम अनुसार समय वृद्धि प्राप्त कर प्रस्तुत करना होगा।

भवन प्रकोष्ठ, नोएडा

अनापत्ति

निर्देश-आवंटी, आवंटन एवं पट्टा प्रलेख की शर्तों की पुर्णतया पालन करने हेतु बाध्य है।

स्वीकृति

CAT III 303/173

पत्र संख्या नोएडा/भ.प्र./अ.प्र.आर.

दिनांक.......... 17-1-19

वैधता..........

भवन प्रकोष्ठ

भवन प्रकोष्ठ

नोट: 1. यह मानचित्र स्वीकृति की दिनांक से अधिकतम ... वर्ष की अवधि तक वैध रहेगा बशर्ते पट्टेदार का पट्टे के अधिकार उपलब्ध हो अथवा उसे पूर्न स्वीकृत करा लिए हो। पट्टे के अधिकार उपलब्ध ... न होने की दशा में मानचित्र की वैधता पट्टे की वैधता तिथि तक ही समझी जाएगी।

Map for proposed Building is as per Bye Laws. Submitted for approval please.

A. Asstt. Asstt. Arch. Architect

	F.A.R AREA
	COUNTED IN 15 % F.A.R AREA
	NON F.A.R AREA
	AREA COUNTED IN 1/4 F.A.R

F.A.R. COVERED AREA CALCULATION FOR CIRCULATION

S.NO.	PARTICULARS						AREA (SQMT)
A1			3.750	X	5.900	=	22.125
A2	2	X	0.200	X	0.600	=	0.240
A3			2.255	X	1.950	=	4.397
A4			2.200	X	2.600	=	5.720
A5			2.610	X	2.850	=	7.439
A6			4.750	X	0.230	=	1.093
A7			2.025	X	0.160	=	0.324
A8			0.200	X	0.800	=	0.160
A9			2.610	X	3.100	=	8.091
TOTAL						=	**49.588**
Subtraction							
R1			0.300	X	2.400	=	0.720
TOTAL							**0.720**
TOTAL AREA						=	**48.868**

AREA CALCULATION TOWARDS 15% ADDITIONAL F.A.R

S.NO.	PARTICULARS						AREA (SQMT)
FIRE STAIRECASE AREA							
B1			6.020	X	3.700	=	22.274
B2			0.410	X	0.100	=	0.041
B3			5.240	X	2.300	=	12.052
LIFT LOBBY							
B4			2.200	X	3.501	=	7.702
B5			2.400	X	1.449	=	3.478
CUPBOARD							
C1	4	X	1.610	X	0.600	=	3.864
TOTAL						=	**49.411**
Subtraction							
R2			2.700	X	0.300	=	0.810
R3			2.550	X	2.050	=	5.228
N2			2.100	X	0.600	=	1.260
TOTAL							**7.298**
TOTAL AREA							**42.113**

TOTAL F.A.R. AREA AT 15TH &23TH FLOOR

S.NO.		PARTICULARS				AREA (SQMT)
F.A.R AREA OF UNIT- 6B	=	132.034	X	1	=	132.034
F.A.R AREA OF UNIT- 6	=	132.157	X	2	=	264.315
F.A.R AREA OF UNIT- 6A	=	131.441	X	1	=	131.441
F.A.R AREA OF CIRCULATION					=	48.868
TOTAL F.A.R AREA					=	**576.659**

23TH FLOOR NON F.A.R AREA OF BALCONY							
UNIT - 6B			35.143	X	1	=	35.143
UNIT - 6			35.261	X	2	=	70.523
UNIT - 6A			34.521	X	1	=	34.521
ELECTRICAL SHAFT & F.H.C SHAFT							
N1			3.550	X	0.600	=	2.130
N2			2.100	X	0.600	=	1.260
TOTAL AREA						=	**143.577**

F.A.R. COVERED AREA CALCULATION FOR TYPE UNIT - 6B

S.NO.	PARTICULARS						AREA (SQMT)
1			1.925	X	4.475	=	8.614
2			9.375	X	5.435	=	50.953
3			3.580	X	3.185	=	11.402
4			0.080	X	0.840	=	0.067
5			6.375	X	3.360	=	21.420
6			1.100	X	3.150	=	3.465
7			5.930	X	3.925	=	23.275
8			0.675	X	0.875	=	0.591
9			3.950	X	3.100	=	12.245
TOTAL						=	**132.033**
Subtraction							
S1			1.765	X	0.915	=	1.615
S2			1.040	X	0.700	=	0.728
TOTAL							**2.343**
TOTAL AREA						=	**129.690**
F.A.R AREA OF BALCONY (UNIT-6B) = X1 / 4							
X1			8.565	X	0.325	=	2.784
X2			3.580	X	0.325	=	1.164
X3			2.900	X	0.025	=	0.073
X4			0.025	X	1.440	=	0.036
X5			0.700	X	1.000	=	0.700
X6			0.025	X	1.225	=	0.031
X7			3.280	X	1.325	=	4.346
X8		0.5	3.280	X	0.150	=	0.246
TOTAL						=	**9.378**
TOTAL (B)						=	**2.345**
TOTAL UNIT F.A.R AREA						=	**132.034**

F.A.R. COVERED AREA CALCULATION FOR TYPE UNIT - 6A

S.NO.	PARTICULARS						AREA (SQMT)
1			1.925	X	4.475	=	8.614
2			9.375	X	5.435	=	50.953
3			3.580	X	3.185	=	11.402
4			0.080	X	0.840	=	0.067
5			6.375	X	3.360	=	21.420
6			1.100	X	3.150	=	3.465
7			5.930	X	3.925	=	23.275
8			0.675	X	0.875	=	0.591
9			3.950	X	2.950	=	11.653
TOTAL						=	**131.440**
Subtraction							
S1			1.765	X	0.915	=	1.615
S2			1.040	X	0.700	=	0.728
TOTAL							**2.343**
TOTAL AREA						=	**129.097**
F.A.R AREA OF BALCONY (UNIT-6A) = X1 / 4							
X1			8.565	X	0.325	=	2.784
X2			3.580	X	0.325	=	1.164
X3			2.900	X	0.025	=	0.073
X4			0.025	X	1.440	=	0.036
X5			0.700	X	1.000	=	0.700
X6			0.025	X	1.075	=	0.027
X7			3.280	X	1.325	=	4.346
X8		0.5	3.280	X	0.150	=	0.246
TOTAL						=	**9.375**
TOTAL (B)						=	**2.344**
TOTAL UNIT F.A.R AREA						=	**131.441**

F.A.R. COVERED AREA CALCULATION FOR TYPE UNIT - 6

S.NO.	PARTICULARS						AREA (SQMT)
1			1.925	X	4.475	=	8.614
2			9.375	X	5.435	=	50.953
3			3.580	X	3.185	=	11.402
4			0.080	X	0.840	=	0.067
5			6.375	X	3.360	=	21.420
6			1.100	X	3.150	=	3.465
7			5.930	X	3.925	=	23.275
8			0.675	X	0.875	=	0.591
9			3.950	X	3.100	=	12.245
TOTAL						=	**132.033**
Subtraction							
S1			1.765	X	0.915	=	1.615
S2			1.040	X	0.700	=	0.728
TOTAL							**2.343**
TOTAL AREA						=	**129.690**
F.A.R AREA OF BALCONY (UNIT-6) = X1 / 4							
X1			8.565	X	0.325	=	2.784
X2			3.580	X	0.325	=	1.164
X3			2.900	X	0.025	=	0.073
X4			0.025	X	1.440	=	0.036
X5			0.700	X	1.000	=	0.700
X6			0.025	X	1.225	=	0.031
X7			3.280	X	1.475	=	4.838
X8		0.5	3.280	X	0.150	=	0.246
TOTAL						=	**9.870**
TOTAL (B)						=	**2.468**
TOTAL UNIT F.A.R AREA						=	**132.157**

NON F.A.R AREA OF BALCONY (UNIT-6B)

Y1			0.700	X	0.200	=	0.140
Y2			8.465	X	1.500	=	12.698
Y3			0.100	X	0.900	=	0.090
Y4			3.200	X	1.500	=	4.800
Y5			2.900	X	1.500	=	4.350
Y6			1.100	X	0.210	=	0.231
Y7			1.500	X	1.440	=	2.160
Y8			1.500	X	2.225	=	3.338
Y9			0.080	X	0.660	=	0.053
(3/4 AREA OF BALCONY)						=	7.034
TOTAL AREA (C)						=	**34.892**

NON F.A.R AREA OF BALCONY (UNIT-6A)

Y1			0.700	X	0.200	=	0.140
Y2			8.465	X	1.500	=	12.698
Y3			0.100	X	0.900	=	0.090
Y4			3.200	X	1.500	=	4.800
Y5			2.900	X	1.500	=	4.350
Y6			1.100	X	0.210	=	0.231
Y7			1.500	X	1.440	=	2.160
Y8			1.500	X	1.975	=	2.963
Y9			0.060	X	0.100	=	0.006
Y10			0.080	X	0.660	=	0.053
(3/4 AREA OF BALCONY) X1 (4.659 - 1.165)						=	7.031
TOTAL AREA (C)						=	**34.521**

NON F.A.R AREA OF BALCONY (UNIT-6)

Y1			0.700	X	0.200	=	0.140
Y2			8.465	X	1.500	=	12.698
Y3			0.100	X	0.900	=	0.090
Y4			3.200	X	1.500	=	4.800
Y5			2.900	X	1.500	=	4.350
Y6			1.100	X	0.210	=	0.231
Y7			1.500	X	1.440	=	2.160
Y8			1.500	X	2.225	=	3.338
Y9			0.080	X	0.660	=	0.053
(3/4 AREA OF BALCONY)						=	7.403
TOTAL AREA (C)						=	**35.261**

KEY PLAN

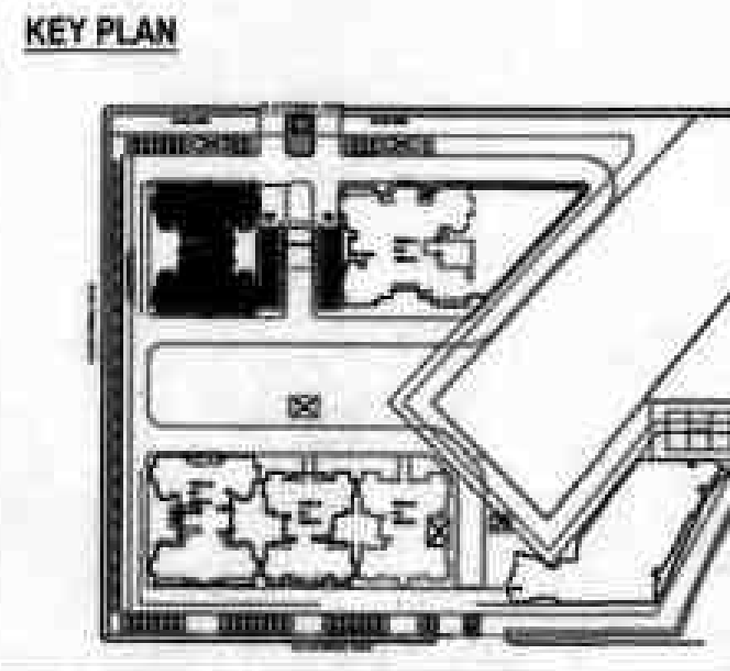

SUBMISSION DRAWING

CLIENT

PERFECT MEGASTRUCTURE PVT.LTD.

PROJECT

PROPOSED GROUP HOUSING FOR
IVY COUNTY
AT PLOT NO.-15, SECTOR-75, NOIDA, (U.P.).

DATE	PROJECT INCHARGE	CHECKED BY
29 - 09 - 2018	AMAR NATH	RAVINDRA SIINGH
SCALE	DEALT BY	APPROVED BY
1:100	SATPARKASH	VISHAL SHARMA

DRAWING TITLE

23TH FLOOR PLAN

TOWER -B1

NORTH POINT

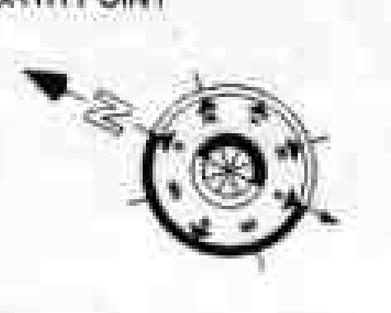

This drawing is a "COPYRIGHT" contents of this drawing or part thereof may not be used or reproduced without the permission of the Architect

ARCHITECTS

Confluence

B- 421,NEW FRIENDS COLONY,N.D-65 INDIA Ph- +91-11-46130600 Ph- +91-11-40564768 ccs@inconfluence.com www.inconfluence.com Member of IGBC ISO - 9001 : 2000
architecture urban design hospitality interiors

DRAWING NO. S-30

REVISION R0

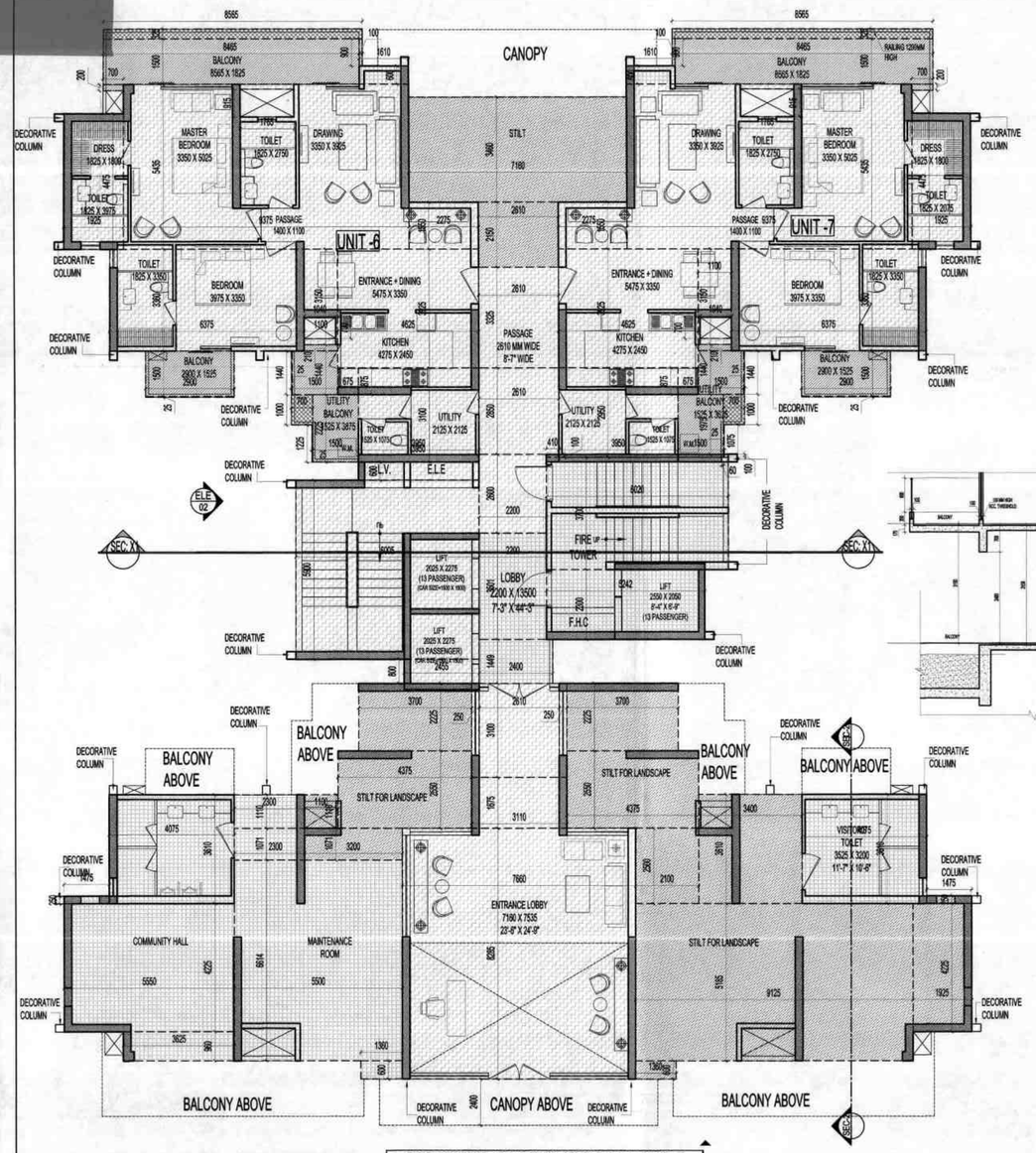

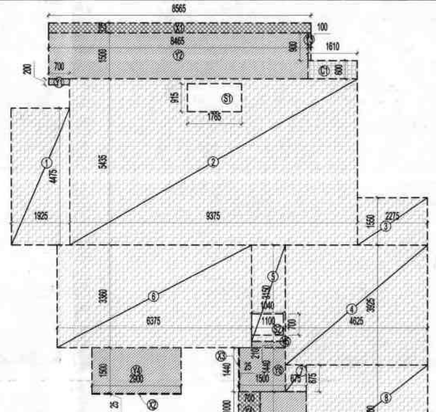

AREA DIAGRAM FOR TYPE UNIT -6

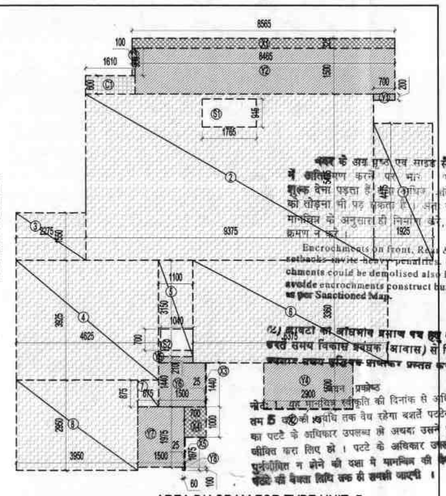

AREA DIAGRAM FOR TYPE UNIT -7

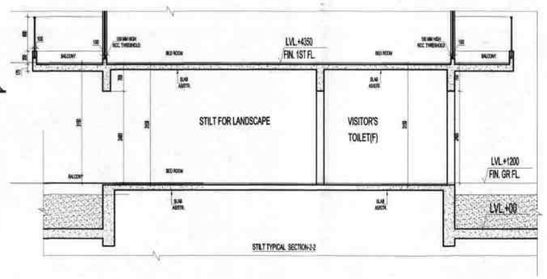

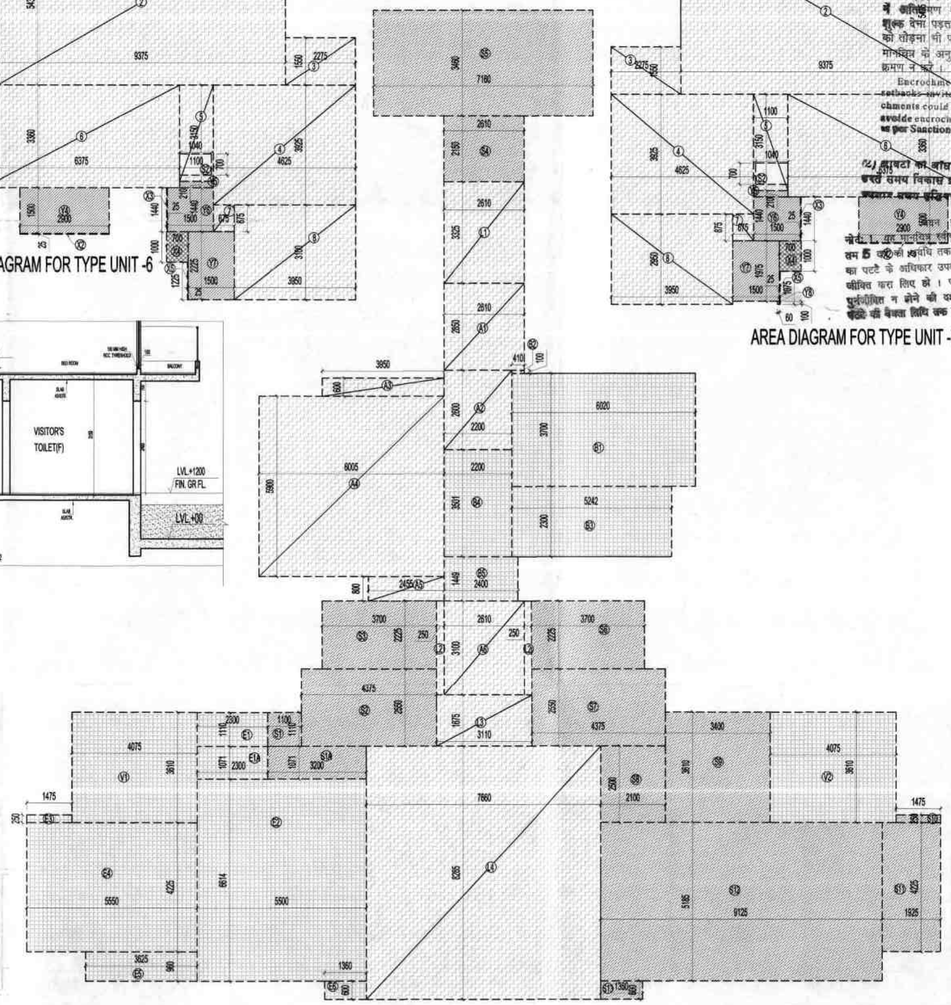

F.A.R. COVERED AREA CALCULATION FOR TYPE UNIT - 6							
S.NO.	PARTICULARS						AREA (SQMT)
1		1.925	X	4.475	=	8.614
2		9.375	X	5.435	=	50.953
3		2.275	X	1.550	=	3.526
4		4.625	X	3.925	=	18.153
5		1.100	X	3.150	=	3.465
6		6.375	X	3.360	=	21.420
7		0.675	X	0.875	=	0.591
8		3.950	X	3.100	=	12.245
TOTAL					=	118.968
Subtraction						
S1		1.765	X	0.915	=	1.615
S2		1.040	X	0.700	=	0.728
TOTAL						2.343
TOTAL AREA					=	116.625
F.A.R AREA OF BALCONY (UNIT-6) = X1 / 4						
X1		8.565	X	0.325	=	2.784
X2		2.900	X	0.025	=	0.073
X3		0.025	X	1.440	=	0.036
X4		0.700	X	1.000	=	0.700
X5		0.025	X	1.225	=	0.031
TOTAL					=	3.623
TOTAL (B)					=	0.906
TOTAL UNIT F.A.R AREA					=	117.530

NON F.A.R AREA OF BALCONY (UNIT-6)						
Y1		0.700	X	0.200	=	0.140
Y2		8.465	X	1.500	=	12.698
Y3		0.100	X	0.900	=	0.090
Y4		2.900	X	1.500	=	4.350
Y5		1.100	X	0.210	=	0.231
Y6		1.500	X	1.440	=	2.160
Y7		1.500	X	2.225	=	3.338
(3/4 AREA OF BALCONY) X1 (3.623 - 0.906)					=	2.717
TOTAL AREA (C)					=	25.723

F.A.R. COVERED AREA CALCULATION FOR TYPE UNIT - 7							
S.NO.	PARTICULARS						AREA (SQMT)
1		1.925	X	4.475	=	8.614
2		9.375	X	5.435	=	50.953
3		2.275	X	1.550	=	3.526
4		4.625	X	3.925	=	18.153
5		1.100	X	3.150	=	3.465
6		6.375	X	3.360	=	21.420
7		0.675	X	0.875	=	0.591
8		3.950	X	2.950	=	11.653
TOTAL					=	118.375
Subtraction						
S1		1.765	X	0.915	=	1.615
S2		1.040	X	0.700	=	0.728
TOTAL						2.343
TOTAL AREA					=	116.032
F.A.R AREA OF BALCONY (UNIT-7) = X1 / 4						
X1		8.565	X	0.325	=	2.784
X2		2.900	X	0.025	=	0.073
X3		0.025	X	1.440	=	0.036
X4		0.700	X	1.000	=	0.700
X5		0.025	X	1.075	=	0.027
TOTAL					=	3.619
TOTAL (B)					=	0.905
TOTAL UNIT F.A.R AREA					=	116.937

NON F.A.R AREA OF BALCONY (UNIT-7)						
Y1		0.700	X	0.200	=	0.140
Y2		8.465	X	1.500	=	12.698
Y3		0.100	X	0.900	=	0.090
Y4		2.900	X	1.500	=	4.350
Y5		1.100	X	0.210	=	0.231
Y6		1.500	X	1.440	=	2.160
Y7		1.500	X	1.975	=	2.963
Y8		0.060	X	0.100	=	0.006
(3/4 AREA OF BALCONY) X1 (3.619 - 0.905)					=	2.714
TOTAL AREA (C)					=	25.351

F.A.R. COVERED AREA CALCULATION FOR CIRCULATION						
S.NO.	PARTICULARS					AREA (SQMT)
A1		2.610	X	2.850	=	7.439
A2		2.200	X	2.600	=	5.720
A3		3.950	X	0.600	=	2.370
A4		6.005	X	5.900	=	35.430
A5		2.455	X	0.800	=	1.964
A6		2.610	X	3.100	=	8.091
TOTAL AREA					=	61.013

GROUND COVERAGE USE ONLY						
S1		1.100	X	1.110	=	1.221
S2		4.375	X	2.550	=	11.156
S3		3.700	X	2.225	=	8.233
S4		2.610	X	2.150	=	5.612
S5		7.160	X	3.460	=	24.774
S6		3.700	X	2.225	=	8.233
S7		4.375	X	2.550	=	11.156
S8		2.100	X	2.500	=	5.250
S9		3.400	X	3.610	=	12.274
S10		1.475	X	0.250	=	0.369
S11		1.925	X	4.225	=	8.133
S12		9.125	X	5.185	=	47.313
S13		1.360	X	0.600	=	0.816
TOTAL STILT AREA					=	144.539

TOTAL F.A.R. AREA AT GROUND FLOOR					
S.NO.		PARTICULARS			AREA (SQMT)
F.A.R AREA OF UNIT-6	117.530	X	1	=	117.530
F.A.R AREA OF UNIT-7	116.937	X	1	=	116.937
F.A.R AREA OF CIRCULATION				=	61.013
F.A.R AREA OF LOBBY				=	78.901
TOTAL F.A.R AREA				=	374.381

TOTAL GROUND COVERAGE AREA (FAR AREA+NON FAR AREA+15% ADDITIONAL					
S.NO.	PARTICULARS				AREA (SQMT)
F.A.R AREA OF TYPICAL FLOOR UNIT-1A	129.690	X	3		389.070
F.A.R AREA OF TYPICAL FLOOR UNIT-2A	129.097	X	1		129.097
NON F.A.R BALCONY AREA UNIT-1A	6.339	X	3		19.017
NON F.A.R BALCONY AREA UNIT-2A	6.335	X	1		6.335
REFUGE AREA					33.210
CIRCULATION F.A.R AREA OF GROUND FLOOR					61.013
CIRCULATION 15% AREA OF GROUND FLOOR					45.625
LOBBY AREA OF GROUND FLOOR					9.844
TOTAL GROUND COVERAGE AREA				=	693.211

GROUND FLOOR NON F.A.R AREA OF BALCONY							
UNIT - 6			25.723	X	1	=	25.723
UNIT - 7			25.351	X	1	=	25.351
TOTAL AREA						=	51.074

F.A.R. AREA CALCULATION FOR LOBBY							
S.NO.	PARTICULARS						AREA (SQMT)
L1			2.610	X	3.325	=	8.678
L2	2	X	0.250	X	3.100	=	1.550
L3			3.110	X	1.675	=	5.209
L4			7.660	X	8.285	=	63.463
TOTAL AREA						=	78.901

AREA CALCULATION TOWARDS 15% ADDITIONAL F.A.R							
S.NO.	PARTICULARS						AREA (SQMT)
FIRE STAIRECASE AREA							
B1			6.040	X	3.700	=	22.348
B2			0.410	X	0.100	=	0.041
B3			5.242	X	2.300	=	12.057
LIFT LOBBY							
B4			2.200	X	3.501	=	7.702
B5			2.400	X	1.449	=	3.478
VISITOR'S TOILET							
V1			4.075	X	3.610	=	14.711
V2			4.075	X	3.610	=	14.711
CUPBOARD							
C1	2	X	1.610	X	0.600	=	1.932
COMMUNITY HALL							
E1			2.300	X	1.100	=	2.530
E2			5.500	X	7.685	=	42.268
E3			1.475	X	0.250	=	0.369
E4			5.550	X	4.225	=	23.449
E5			3.625	X	0.960	=	3.480
E6			1.360	X	0.600	=	0.816
TOTAL AREA						=	149.890

TOWER- B1							
	GROUND COVERAGE	F.A.R AREA	15 % AREA	NON F.A.R AREA BALCONY	STILT AREA		FLOOR FLN. LVL (MM)
GROUND FLOOR	693.211	374.381	146.463	51.074	147.966		(+) 1200
1st FLOOR		560.768	42.118	117.070			(+) 4350
2nd FLOOR		573.373	42.113	134.140			(+) 7500
3rd FLOOR		571.697	42.113	128.230			(+) 10650
4th FLOOR		571.697	42.113	128.230			(+) 13800
5th FLOOR		571.697	42.113	128.230			(+) 16950
6th FLOOR		573.373	42.113	134.140			(+) 20100
7th FLOOR		571.697	42.113	128.230			(+) 23250
8th FLOOR		571.697	42.113	128.230			(+) 26400
9th FLOOR		571.697	42.113	128.230			(+) 29550
10th FLOOR		573.373	42.113	134.140			(+) 32700
11th FLOOR		571.697	42.113	128.230			(+) 35850
12th FLOOR		571.697	42.113	128.230			(+) 39000
13th FLOOR		571.697	42.113	128.230			(+) 42150
14th FLOOR		573.373	42.113	134.140			(+) 45300
15th FLOOR		576.659	42.113	128.230			(+) 48450
16th FLOOR		573.172	42.113	128.230			(+) 51600
17th FLOOR		571.697	42.113	128.230			(+) 54750
18th FLOOR		573.373	42.113	134.140			(+) 57900
19th FLOOR		576.618	75.323	143.208			(+) 61050
20th FLOOR		573.172	42.113	128.230			(+) 64200
21st FLOOR		571.697	42.203	128.230			(+) 67350
22nd FLOOR		573.373	42.113	134.140			(+) 70500
23rd FLOOR		576.659	42.113	143.577			(+) 73650
24th FLOOR		573.172	42.113	128.230			(+) 76800
25th FLOOR		571.697	42.203	128.230			(+) 79950
26th FLOOR		573.373	42.113	134.140			(+) 83100
27th FLOOR		571.697	42.113	128.230			(+) 86250
TERRACE		17.850	94.192				(+) 89350
MUMTY							(+) 92550
O.H TANK & MACHINE ROOM			35.381				(+) 97050
TOTAL	693.211	15848.127	1446.490	3573.823	147.966		

OWNER'S SIGN

ARCHITECT'S SIGN

PERFECT MEGASTRUCTURE PVT. LTD. Noida

VISHAL SHARMA ARCHITECT CA-98/2031 9310104830 DELHI

भवन प्रस्ताव, नोएडा

अवगत

निर्देश-आवती, आवेदन एवं पट्टा प्रलेख की प्रति को पुनीता पालन करने हेतु प्रेषित है।

स्वीकृति

पत्र संख्या नोएडा/भ.प्र./15419

दिनांक.....

दिनांक.....

प्रबंधक (भवन प्रस्ताव)

Map for proposed Building is as per Bye Laws. Submitted for approval please.

M. Asstt. Asstt.Arch. Architect

F.A.R AREA

COUNTED IN 15 % F.A.R AREA

NON F.A.R AREA

AREA COUNTED IN 1 / 4 F.A.R

KEY PLAN

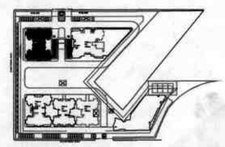

SUBMISSION DRAWING

CLIENT

PERFECT MEGASTRUCTURE PVT.LTD.

PROJECT

PROPOSED GROUP HOUSING FOR IVY COUNTY AT PLOT NO.-15, SECTOR-75, NOIDA, (U.P.).

DATE	PROJECT INCHARGE	CHECKED BY
29 - 09 - 2018	AMAR NATH	RAVINDRA SIINGH
SCALE	DEALT BY	APPROVED BY
1:100	SATPARKASH	VISHAL SHARMA

DRAWING TITLE

GROUND FLOOR PLAN

TOWER -B1

NORTH POINT

This drawing is a "COPYRIGHT" contents of this drawing or part thereof may not be used or reproduced without the permission of the Architect

ARCHITECTS

Confluence

B- 421,NEW FRIENDS COLONY,N.D-65 INDIA
Ph- +91-11-46130600 Ph- +91-11-40984768
cdn@inconfluence.com www.inconfluence.com
Member of ISBC ISO - 9001 : 2000
architecture urban design hospitality interiors

DRAWING NO. S-23

REVISION R0

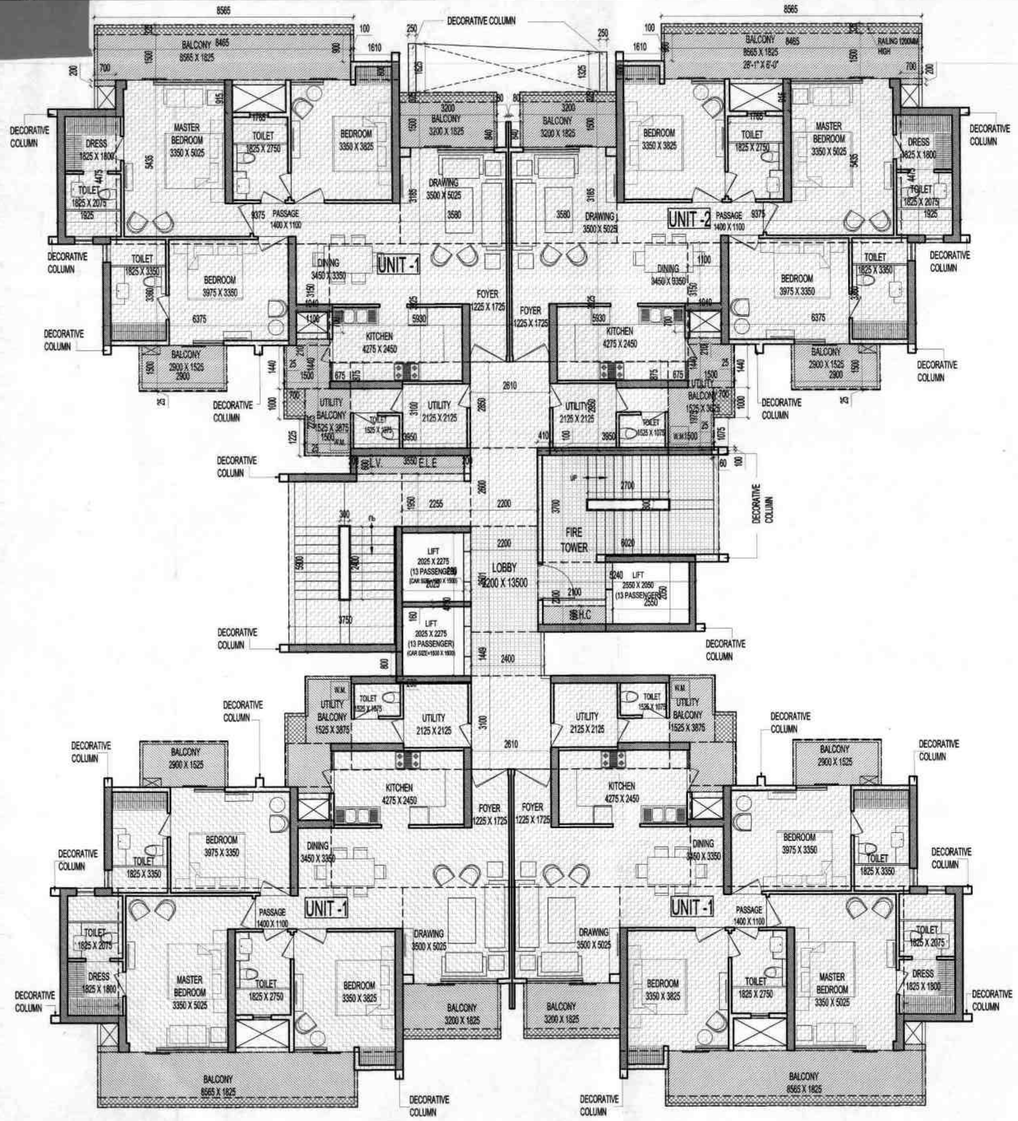

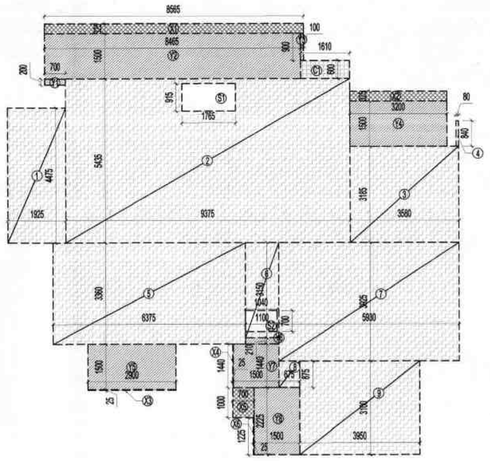

AREA DIAGRAM FOR TYPE UNIT -1

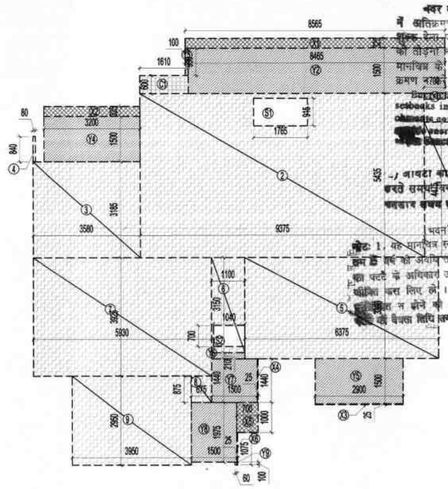

AREA DIAGRAM FOR TYPE UNIT -2

F.A.R. COVERED AREA CALCULATION FOR TYPE UNIT - 1							
S.NO.	PARTICULARS						AREA (SQMT)
1			1.925	X	4.475	=	8.614
2			9.375	X	5.435	=	50.953
3			3.580	X	3.185	=	11.402
4			0.080	X	0.840	=	0.067
5			6.375	X	3.360	=	21.420
6			1.100	X	3.150	=	3.465
7			5.930	X	3.925	=	23.275
8			0.675	X	0.875	=	0.591
9			3.950	X	3.100	=	12.245
TOTAL						=	132.033
Subtraction							
S1			1.765	X	0.915	=	1.615
S2			1.040	X	0.700	=	0.728
TOTAL							2.343
TOTAL AREA						=	129.690
F.A.R AREA OF BALCONY (UNIT-1) = X1 / 4							
X1			8.565	X	0.325	=	2.784
X2			3.200	X	0.325	=	1.040
X3			2.900	X	0.025	=	0.073
X4			0.025	X	1.440	=	0.036
X5			0.700	X	1.000	=	0.700
X6			0.025	X	1.225	=	0.031
TOTAL						=	4.663
TOTAL (B)						=	1.166
TOTAL UNIT F.A.R AREA						=	130.856

NON F.A.R AREA OF BALCONY (UNIT-1)							
Y1			0.700	X	0.200	=	0.140
Y2			8.465	X	1.500	=	12.698
Y3			0.100	X	0.900	=	0.090
Y4			3.200	X	1.500	=	4.800
Y5			2.900	X	1.500	=	4.350
Y6			1.100	X	0.210	=	0.231
Y7			1.500	X	1.440	=	2.160
Y8			1.500	X	2.225	=	3.338
(3/4 AREA OF BALCONY) X1 (4.663 - 1.166)						=	3.497
TOTAL AREA (C)						=	31.303

F.A.R. COVERED AREA CALCULATION FOR TYPE UNIT - 2							
S.NO.	PARTICULARS						AREA (SQMT)
1			1.925	X	4.475	=	8.614
2			9.375	X	5.435	=	50.953
3			3.580	X	3.185	=	11.402
4			0.080	X	0.840	=	0.067
5			6.375	X	3.360	=	21.420
6			1.100	X	3.150	=	3.465
7			5.930	X	3.925	=	23.275
8			0.675	X	0.875	=	0.591
9			3.950	X	2.950	=	11.653
TOTAL						=	131.440
Subtraction							
S1			1.765	X	0.915	=	1.615
S2			1.040	X	0.700	=	0.728
TOTAL							2.343
TOTAL AREA						=	129.097
F.A.R AREA OF BALCONY (UNIT-2) = X1 / 4							
X1			8.565	X	0.325	=	2.784
X2			3.200	X	0.325	=	1.040
X3			2.900	X	0.025	=	0.073
X4			0.025	X	1.440	=	0.036
X5			0.700	X	1.000	=	0.700
X6			0.025	X	1.075	=	0.027
TOTAL						=	4.659
TOTAL (B)						=	1.165
TOTAL UNIT F.A.R AREA						=	130.262

NON F.A.R AREA OF BALCONY (UNIT-2)							
Y1			0.700	X	0.200	=	0.140
Y2			8.465	X	1.500	=	12.698
Y3			0.100	X	0.900	=	0.090
Y4			3.200	X	1.500	=	4.800
Y5			2.900	X	1.500	=	4.350
Y6			1.100	X	0.210	=	0.231
Y7			1.500	X	1.440	=	2.160
Y8			1.500	X	1.975	=	2.963
Y9			0.060	X	0.100	=	0.006
(3/4 AREA OF BALCONY) X1 (4.659 - 1.165)						=	3.494
TOTAL AREA (C)						=	30.931

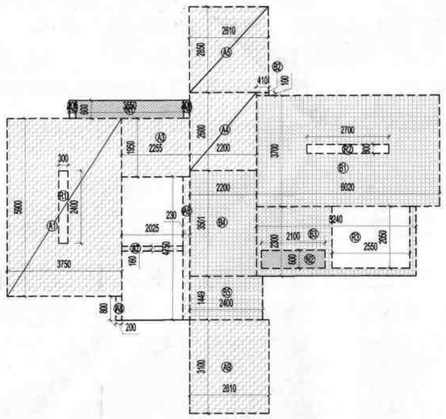

AREA DIAGRAM FOR TYPICAL FLOOR
CIRCULATION AREA

F.A.R. COVERED AREA CALCULATION FOR CIRCULATION							
S.NO.	PARTICULARS						AREA (SQMT)
A1			3.750	X	5.900	=	22.125
A2	2	X	0.200	X	0.600	=	0.240
A3			2.255	X	1.950	=	4.397
A4			2.200	X	2.600	=	5.720
A5			2.610	X	2.850	=	7.439
A6			4.750	X	0.230	=	1.093
A7			2.025	X	0.160	=	0.324
A8			0.200	X	0.800	=	0.160
A9			2.610	X	3.100	=	8.091
TOTAL						=	49.588
Subtraction							
R1			0.300	X	2.400	=	0.720
TOTAL							0.720
TOTAL AREA						=	48.868

AREA CALCULATION TOWARDS 15% ADDITIONAL F.A.R							
S.NO.	PARTICULARS						AREA (SQMT)
FIRE STAIRECASE AREA							
B1			6.020	X	3.700	=	22.274
B2			0.410	X	0.100	=	0.041
B3			5.240	X	2.300	=	12.052
LIFT LOBBY							
B4			2.200	X	3.501	=	7.702
B5			2.400	X	1.449	=	3.478
CUPBOARD							
C1	4	X	1.610	X	0.600	=	3.864
TOTAL						=	49.411
Subtraction							
R2			2.700	X	0.300	=	0.810
R3			2.550	X	2.050	=	5.228
N2			2.100	X	0.600	=	1.260
TOTAL							7.298
TOTAL AREA							42.113

24TH FLOOR NON F.A.R AREA OF BALCONY							
UNIT - 1			31.303	X	3	=	93.909
UNIT - 2			30.931	X	1	=	30.931
ELECTRICAL SHAFT & F.H.C SHAFT							
N1			3.550	X	0.600	=	2.130
N2			2.100	X	0.600	=	1.260
TOTAL AREA						=	128.230

TOTAL F.A.R. AREA AT 16TH & 24TH FLOOR							
S.NO.		PARTICULARS					AREA (SQMT)
F.A.R AREA OF UNIT- 1	=	130.856	X	3	=	392.567
F.A.R AREA OF UNIT- 2	=	130.262	X	1	=	130.262
DECORATIVE COLUMN		1.625	X	0.250	=	0.406
DECORATIVE COLUMN		1.325	X	0.250	=	0.331
F.A.R AREA OF CIRCULATION					=	48.868
TOTAL F.A.R AREA					=	572.435

OWNER'S SIGN

PERFECT MEGASTRUCTURE PVT. LTD.

ARCHITECT'S SIGN

VISHAL SHARMA
ARCHITECT
CA-98/23281
9310164698
NEW DELHI

भवन प्रस्तोता, नौएडा

अभ्यापत्ति

निर्देश-आपत्ति, आपत्ति एवं पट्टा प्रलेख की शर्तों के पूर्णतया पालन करने हेतु बाध्य है।

स्वीकृति

पत्र संख्या नोयडा/भ.मा.

दिनांक 15.2.19

दिनांक

Map for proposed Building is as per Bye Lawy. Submitted for approval please.

Asstt. Asstt. Arch. Architect

F.A.R AREA

COUNTED IN 15 % F.A.R AREA

NON F.A.R AREA

AREA COUNTED IN 1/4 F.A.R

KEY PLAN

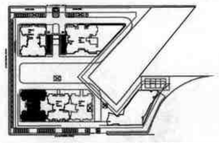

SUBMISSION DRAWING

CLIENT
PERFECT MEGASTRUCTURE PVT.LTD.

PROJECT
PROPOSED GROUP HOUSING FOR
IVY COUNTY
AT PLOT NO.-15, SECTOR-75, NOIDA, (U.P.).

DATE	PROJECT INCHARGE	CHECKED BY
29 - 09 - 2018	AMAR NATH	RAVINDRA SIINGH
SCALE	DEALT BY	APPROVED BY
1:100	SATPARKASH	VISHAL SHARMA

DRAWING TITLE
16TH& 24TH FLOOR PLAN

TOWER -B2

NORTH POINT

This drawing is a "COPYRIGHT" contents of this drawing or part therof may not be used or reproduced without the permission of the Architect

ARCHITECTS

Confluence

B- 421,NEW FRIENDS COLONY,N.D-65 INDIA
Ph- +91-11-46130600 Ph- +91-11-40984768
cns@inconfluence.com www.inconfluence.com
Member of IGBC ISO - 9001 : 2000
architecture urban design hospitality interiors

DRAWING NO. S-31A

REVISION R0

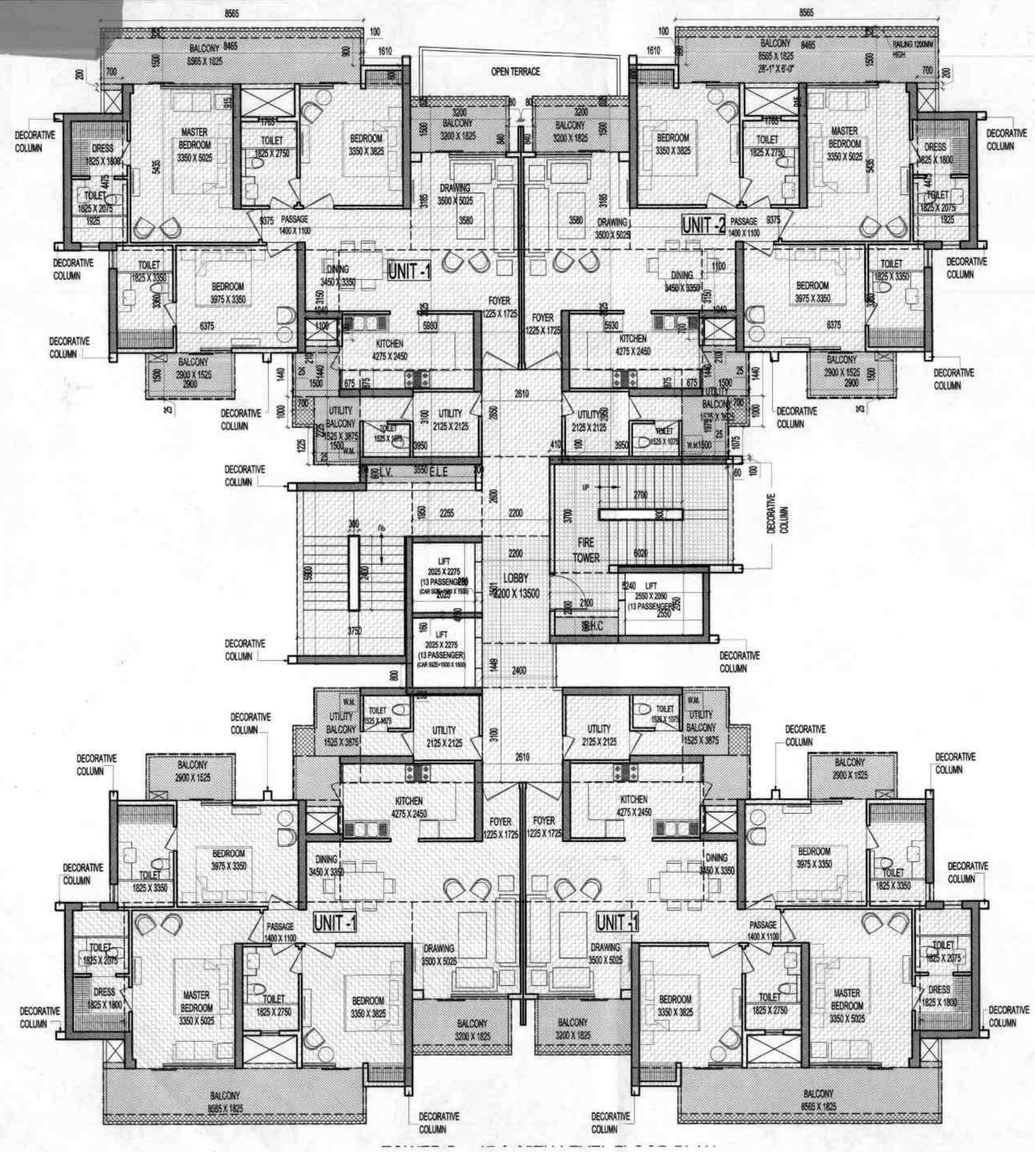

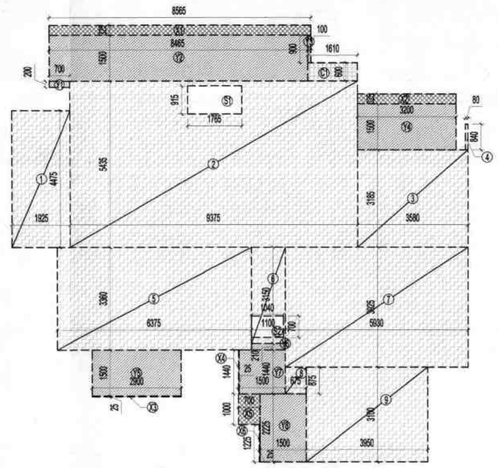

AREA DIAGRAM FOR TYPE UNIT -1

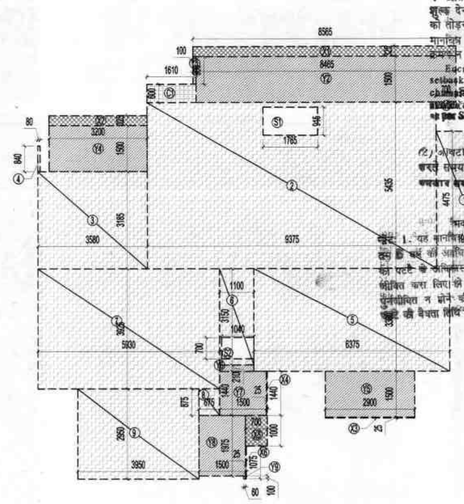

AREA DIAGRAM FOR TYPE UNIT -2

F.A.R. COVERED AREA CALCULATION FOR TYPE UNIT - 1							
S.NO.	PARTICULARS						AREA (SQMT)
1		1.925	X	4.475	=		8.614
2		9.375	X	5.435	=		50.953
3		3.580	X	3.185	=		11.402
4		0.080	X	0.840	=		0.067
5		6.375	X	3.360	=		21.420
6		1.100	X	3.150	=		3.465
7		5.930	X	3.925	=		23.275
8		0.675	X	0.875	=		0.591
9		3.950	X	3.100	=		12.245
TOTAL					=		132.033
Subtraction							
S1		1.765	X	0.915	=		1.615
S2		1.040	X	0.700	=		0.728
TOTAL							2.343
TOTAL AREA					=		129.690
F.A.R AREA OF BALCONY (UNIT-1) = X1 / 4							
X1		8.565	X	0.325	=		2.784
X2		3.200	X	0.325	=		1.040
X3		2.900	X	0.025	=		0.073
X4		0.025	X	1.440	=		0.036
X5		0.700	X	1.000	=		0.700
X6		0.025	X	1.225	=		0.031
TOTAL					=		4.663
TOTAL (B)					=		1.166
TOTAL UNIT F.A.R AREA					=		130.856

NON F.A.R AREA OF BALCONY (UNIT-1)							
Y1		0.700	X	0.200	=		0.140
Y2		8.465	X	1.500	=		12.698
Y3		0.100	X	0.900	=		0.090
Y4		3.200	X	1.500	=		4.800
Y5		2.900	X	1.500	=		4.350
Y6		1.100	X	0.210	=		0.231
Y7		1.500	X	1.440	=		2.160
Y8		1.500	X	2.225	=		3.338
(3/4 AREA OF BALCONY) X1 (4.663 - 1.166)					=		3.497
TOTAL AREA (C)					=		31.303

F.A.R. COVERED AREA CALCULATION FOR TYPE UNIT - 2							
S.NO.	PARTICULARS						AREA (SQMT)
1		1.925	X	4.475	=		8.614
2		9.375	X	5.435	=		50.953
3		3.580	X	3.185	=		11.402
4		0.080	X	0.840	=		0.067
5		6.375	X	3.360	=		21.420
6		1.100	X	3.150	=		3.465
7		5.930	X	3.925	=		23.275
8		0.675	X	0.875	=		0.591
9		3.950	X	2.950	=		11.653
TOTAL					=		131.440
Subtraction							
S1		1.765	X	0.915	=		1.615
S2		1.040	X	0.700	=		0.728
TOTAL							2.343
TOTAL AREA					=		129.097
F.A.R AREA OF BALCONY (UNIT-2) = X1 / 4							
X1		8.565	X	0.325	=		2.784
X2		3.200	X	0.325	=		1.040
X3		2.900	X	0.025	=		0.073
X4		0.025	X	1.440	=		0.036
X5		0.700	X	1.000	=		0.700
X6		0.025	X	1.075	=		0.027
TOTAL					=		4.659
TOTAL (B)					=		1.165
TOTAL UNIT F.A.R AREA					=		130.262

NON F.A.R AREA OF BALCONY (UNIT-2)							
Y1		0.700	X	0.200	=		0.140
Y2		8.465	X	1.500	=		12.698
Y3		0.100	X	0.900	=		0.090
Y4		3.200	X	1.500	=		4.800
Y5		2.900	X	1.500	=		4.350
Y6		1.100	X	0.210	=		0.231
Y7		1.500	X	1.440	=		2.160
Y8		1.500	X	1.975	=		2.963
Y9		0.060	X	0.100	=		0.006
(3/4 AREA OF BALCONY) X1 (4.659 - 1.165)					=		3.494
TOTAL AREA (C)					=		30.931

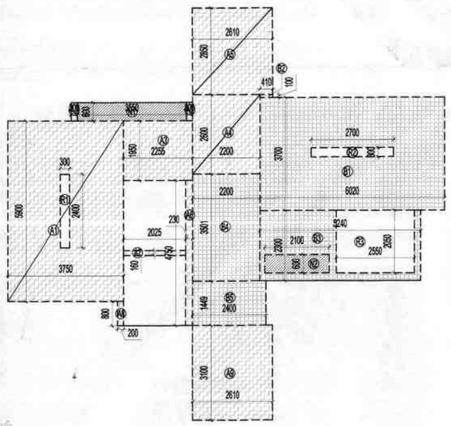

AREA DIAGRAM FOR TYPICAL FLOOR CIRCULATION AREA

F.A.R. COVERED AREA CALCULATION FOR CIRCULATION							
S.NO.	PARTICULARS						AREA (SQMT)
A1			3.750	X	5.900	=	22.125
A2	2	X	0.200	X	0.600	=	0.240
A3			2.255	X	1.950	=	4.397
A4			2.200	X	2.600	=	5.720
A5			2.610	X	2.850	=	7.439
A6			4.750	X	0.230	=	1.093
A7			2.025	X	0.160	=	0.324
A8			0.200	X	0.800	=	0.160
A9			2.810	X	3.100	=	8.091
TOTAL						=	49.588
Subtraction							
R1			0.300	X	2.400	=	0.720
TOTAL							0.720
TOTAL AREA						=	48.868

AREA CALCULATION TOWARDS 15% ADDITIONAL F.A.R							
S.NO.	PARTICULARS						AREA (SQMT)
FIRE STAIRECASE AREA							
B1			6.020	X	3.700	=	22.274
B2			0.410	X	0.100	=	0.041
B3			5.240	X	2.300	=	12.052
LIFT LOBBY							
B4			2.200	X	3.501	=	7.702
B5			2.400	X	1.449	=	3.478
CUPBOARD							
C1	4	X	1.610	X	0.600	=	3.864
TOTAL						=	49.411
Subtraction							
R2			2.700	X	0.300	=	0.810
R3			2.550	X	2.050	=	5.228
N2			2.100	X	0.600	=	1.260
TOTAL							7.298
TOTAL AREA							42.113

TOTAL F.A.R. AREA AT 17&25 FLOOR						
S.NO.	PARTICULARS					AREA (SQMT)
F.A.R AREA OF UNIT- 1	=	130.856	X	3	=	392.567
F.A.R AREA OF UNIT- 2	=	130.262	X	1	=	130.262
F.A.R AREA OF CIRCULATION					=	48.868
TOTAL F.A.R AREA					=	571.697

17&,25FLOOR NON F.A.R AREA OF BALCONY							
UNIT - 1			31.303	X	3	=	93.909
UNIT - 2			30.931	X	1	=	30.931
ELECTRICAL SHAFT & F.H.C SHAFT							
N1			3.550	X	0.600	=	2.130
N2			2.100	X	0.600	=	1.260
TOTAL AREA						=	128.230

OWNER'S SIGN

PERFECT MEGASTRUCTURES PVT. LTD.

ARCHITECT'S SIGN

VISHAL SHARMA
ARCHITECT
CA-98/23291
9310164956
NEW DELHI

भवन के अग्र पृष्ठ एवं पश्चात सैट बैक में अतिक्रमण करने पर भवन योजना शुल्क देना पड़ता है तथा साथ ही अतिक्रमण को तोड़ना भी पड़ सकता है। अतः स्वीकृत मानचित्र के अनुसार ही निर्माण करें, अतिक्रमण न करें।

Encroachments on front, Rear & Side setbacks invite heavy penalties. Encroachments could be demolished also Please avoid encroachments construct building as per Sanctioned Map.

(2) भूखण्ड का अविभाज्य प्रमाण पत्र हेतु आवेदन करें तथा विकास प्राधिकरण (आवास) से नियम अनुसार बंधक कार्यवाही प्रस्तुत करना होगा।

भवन प्रावधान

1. यह मानचित्र स्वीकृति की दिनांक से अधिक समय तक जब तक रहेगा जबकि परिवर्तन का पट्टे के अधिकार उपलब्ध हों अथवा उसके पूर्व संशोधित करा लिया गया। पट्टे के अधिकार उपलब्ध पूर्णतयाविलम्ब न होने की दशा में मानचित्र की वैधता पट्टे की वैधता तिथि तक ही समझी जाएगी।

भवन प्रस्ताव, नौएडा
आवेदन एवं पट्टा
प्रस्ताव
CAP-41303/1137
दिनांक
पंजीकृत

Map for proposed Building is as per Bye Laws submitted for approval please.

Asstt. Arch. Asstt. Arch. Architect

F.A.R AREA

COUNTED IN 15 % F.A.R AREA

NON F.A.R AREA

AREA COUNTED IN 1/4 F.A.R

KEY PLAN

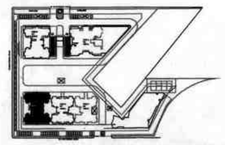

SUBMISSION DRAWING

CLIENT
PERFECT MEGASTRUCTURE PVT.LTD.

PROJECT
PROPOSED GROUP HOUSING FOR IVY COUNTY
AT PLOT NO.-15, SECTOR-75, NOIDA, (U.P.).

DATE	PROJECT INCHARGE	CHECKED BY
29 - 09 - 2018	AMAR NATH	RAVINDRA SIINGH
SCALE	DEALT BY	APPROVED BY
1:100	SATPARKASH	VISHAL SHARMA

DRAWING TITLE
17TH & 25TH FLOOR PLAN

TOWER -B2

NORTH POINT

This drawing is a "COPYRIGHT" contents of this drawing or part thereof may not be used or reproduced without the permission of the Architect

ARCHITECTS

Confluence

B-421,NEW FRIENDS COLONY,N.D-65 INDIA
Ph- +91-11-46103600
Ph- +91-11-40564788
cns@inconfluence.com
www.inconfluence.com
Member of ISBC
ISO - 9001 : 2000
architecture urban design hospitality interiors

DRAWING NO. S-32A

REVISION R0

OWNER'S SIGN

ARCHITECT'S SIGN

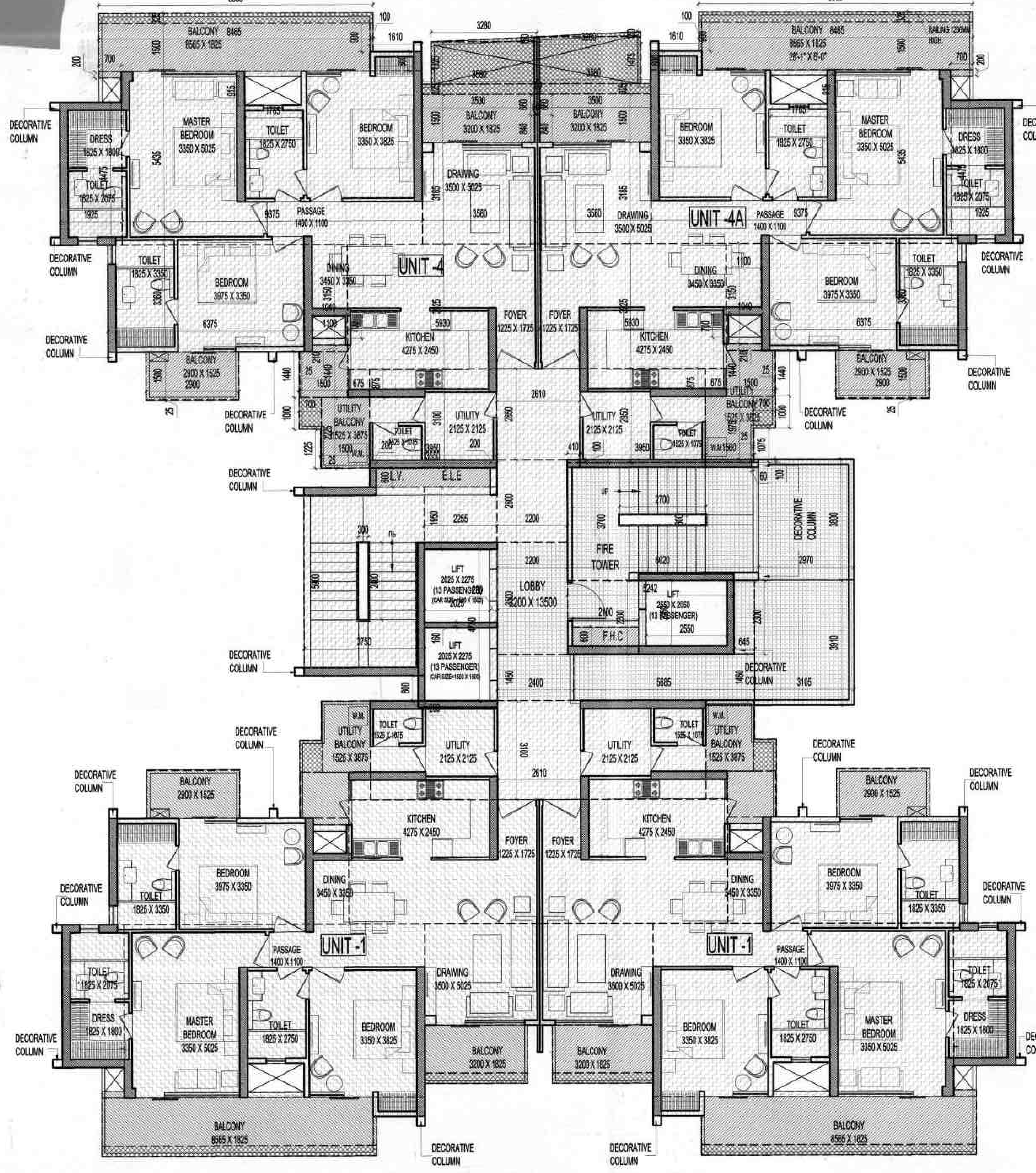

TOWER B - 19TH LEVEL FLOOR PLAN

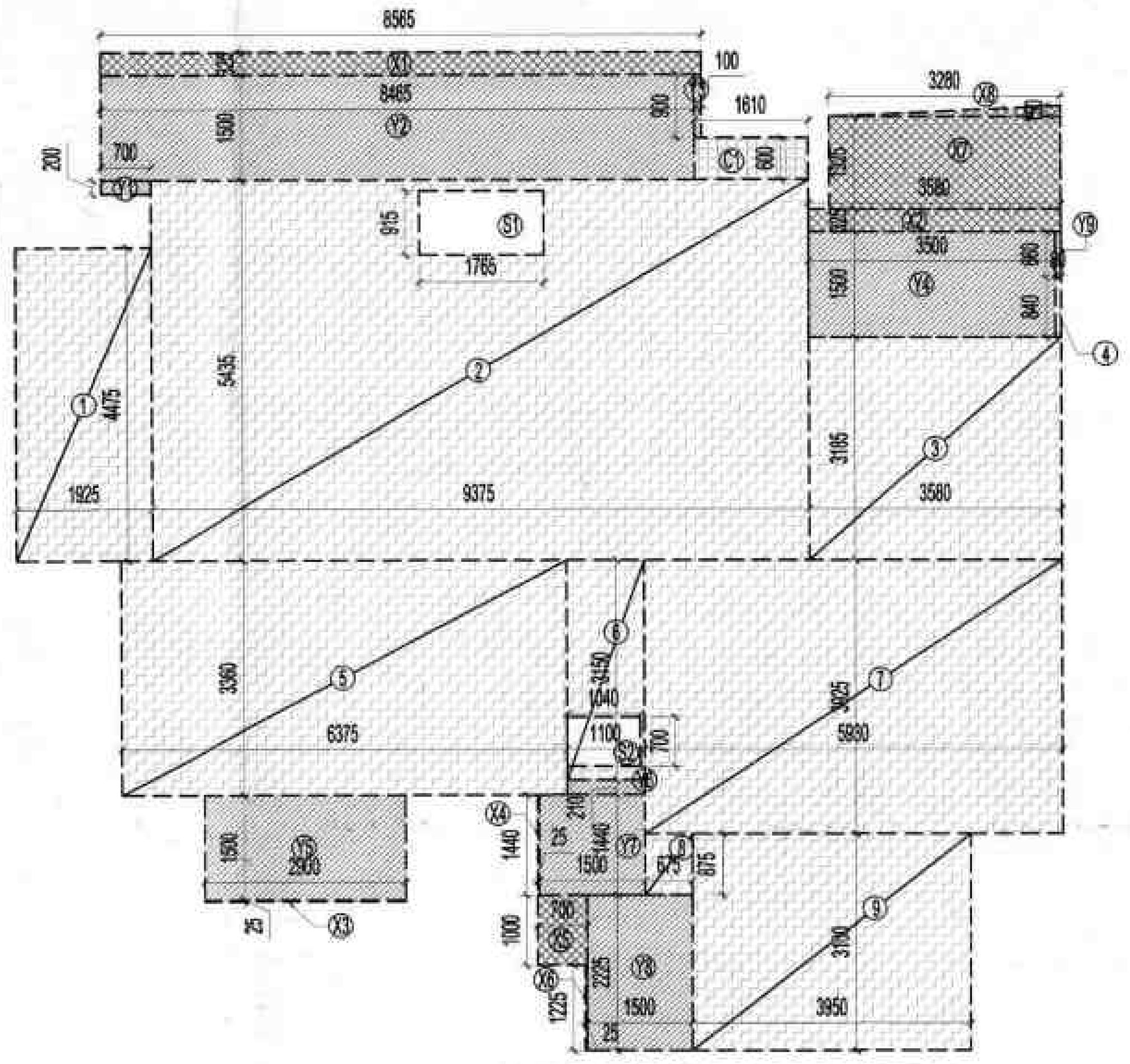

AREA DIAGRAM FOR TYPE UNIT -4

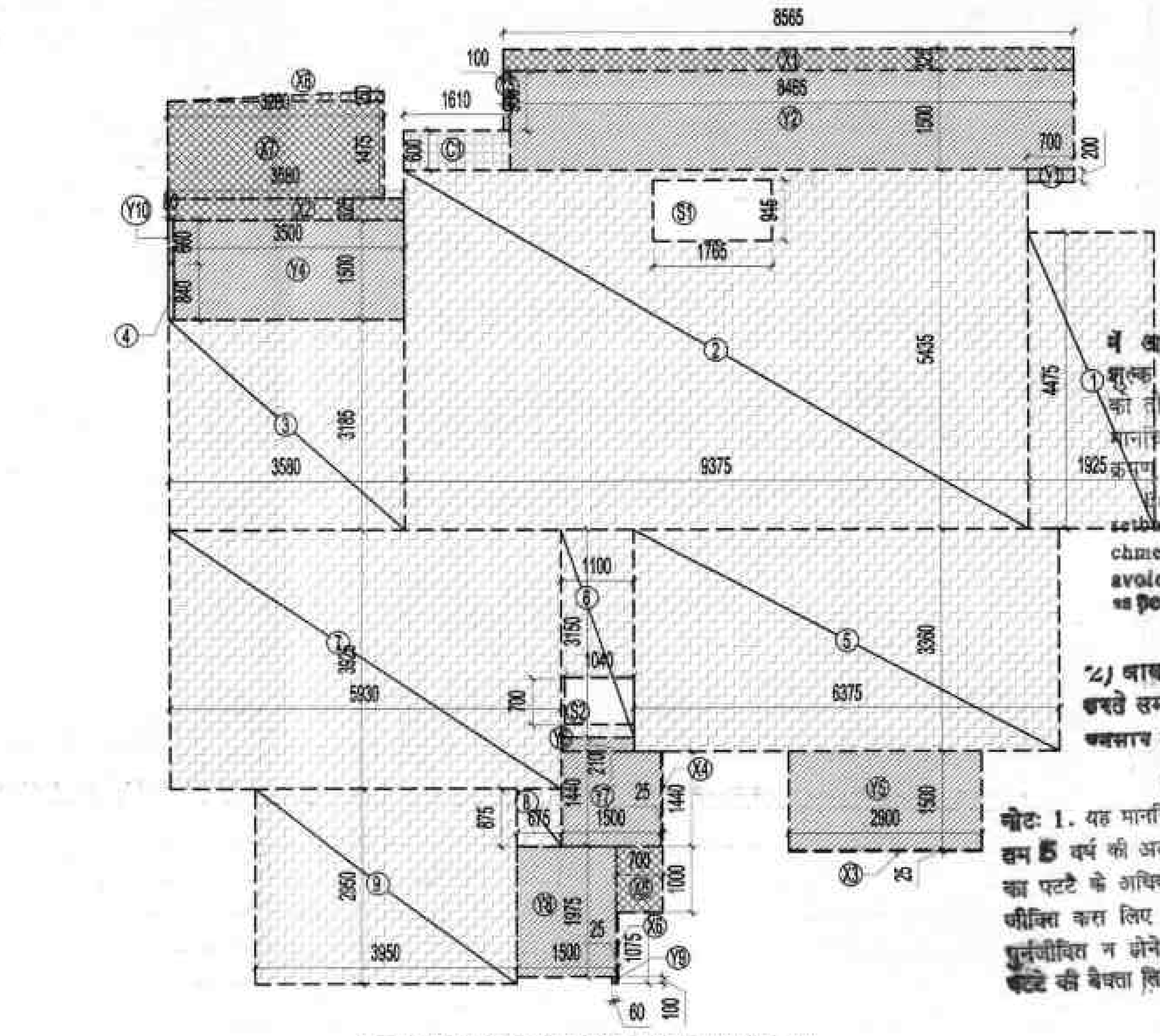

AREA DIAGRAM FOR TYPE UNIT -4A

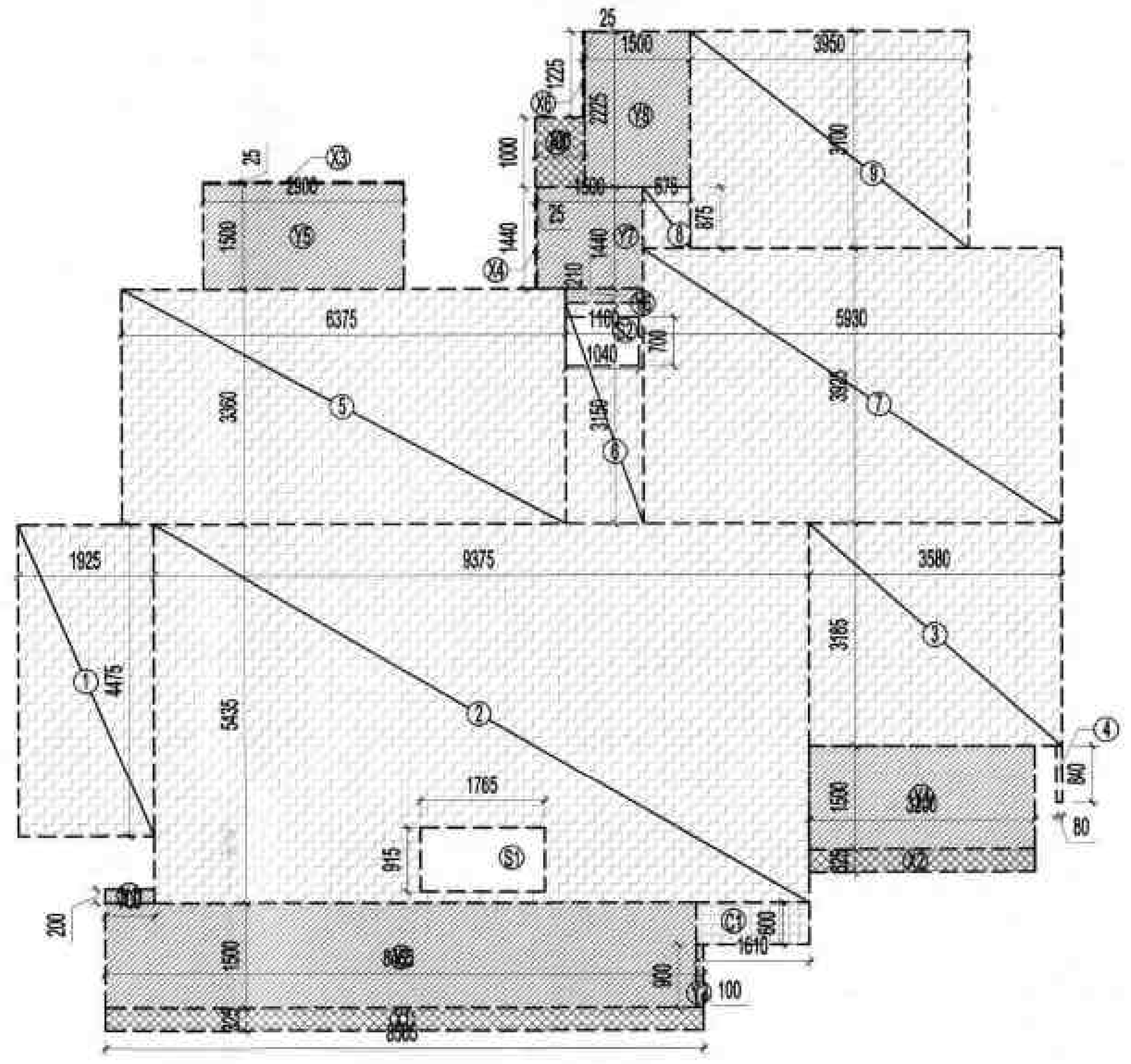

AREA DIAGRAM FOR TYPE UNIT -1

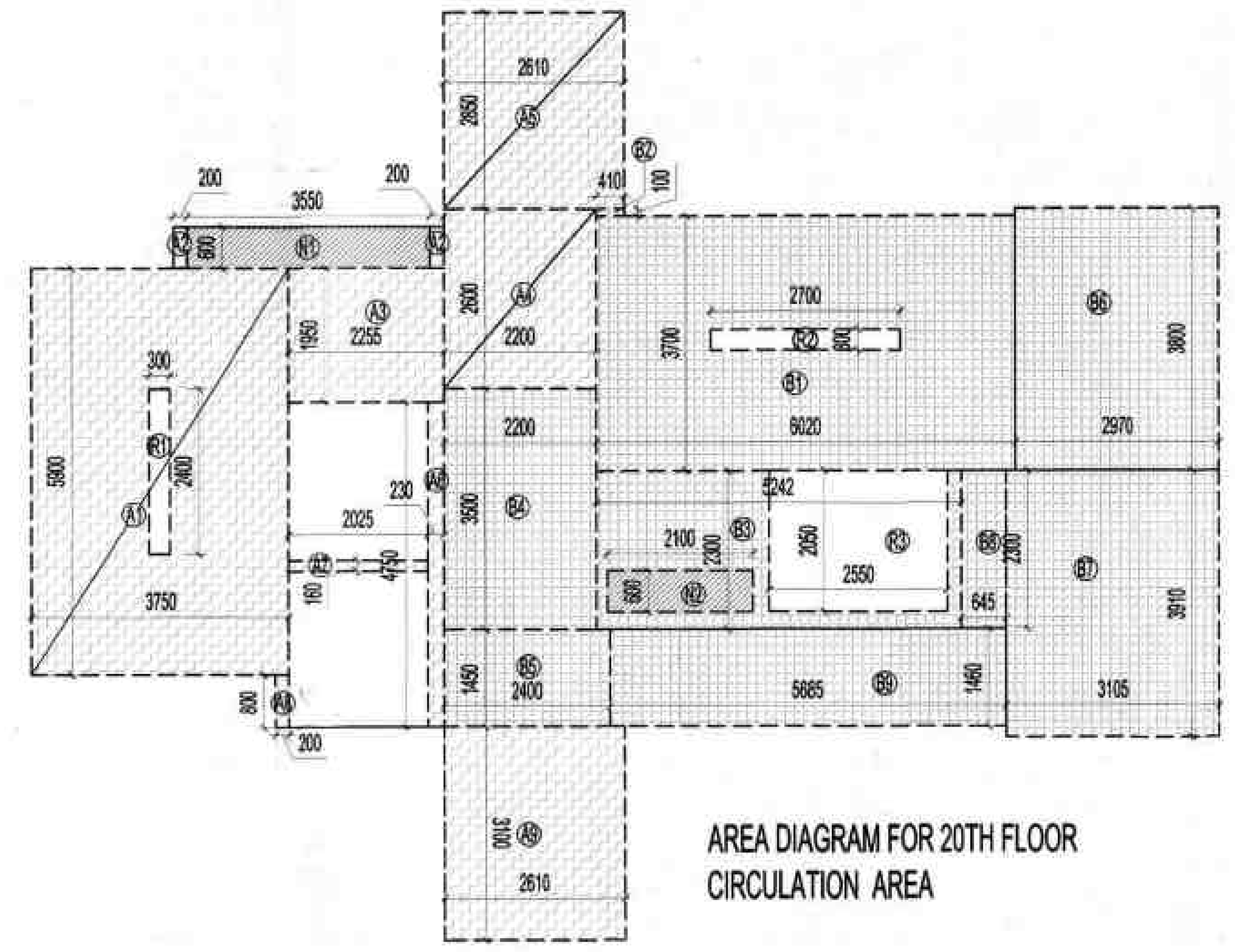

AREA DIAGRAM FOR 20TH FLOOR CIRCULATION AREA

भवन है अग्र पृष्ठ एवं साइड सैट बैक में अतिक्रमण करने पर भ... प्रयोजन शुल्क देना पड़ता है तथा अधिक अतिक्रमण को तोड़ना भी पड़ सकता है। अतः स्वीकृत मानचित्र के अनुसार ही निर्माण करें, अतिक्रमण न करें।

Encrochments on front, Rear & Side setbacks invite heavy penalties. Encrochments could be demolised also Please avoide encrochments construct building as per Sanctioned Map.

2) भवनों का अधिभोग प्रमाण पत्र हेतु आवेदन करते समय विकास प्रबंधक (आवास) से नियम अनुसार ... प्राप्त कर प्रस्तुत करना है।

भवन प्रकोष्ठ

नोट: 1. यह मानचित्र स्वीकृति की दिनांक से अधिकतम 5 वर्ष की अवधि तक वैध रहेगा बशर्ते पट्टेदार का पट्टे के अधिकार उपलब्ध हो अथवा उसने पूर्न जीवित कर लिए हो। पट्टे के अधिकार उपलब्ध पुर्नजीवित न होने की दशा मे मानचित्र की वैधता पट्टे की वैधता तिथि तक ही समझी जायेगी।

भवन प्रकोष्ठ, नौएडा

अनापत्ति

निर्देश-आवंटी, आवंटन एवं पट्टा प्रलेख की शर्तों को पुर्णतया पालन करने हेतु बाध्य है।

स्वीकृति

CAP-(II)303/1531

पत्र संख्या नौएडा/भ.अ./...

दिनांक 15-2-19

वैधता...

Map for proposed Building is as per Bye Laws. Submitted for approval please.

Asstt. Asstt. Arch. Architect

F.A.R AREA

COUNTED IN 15 % F.A.R AREA

NON F.A.R AREA

AREA COUNTED IN 1/4 F.A.R

KEY PLAN

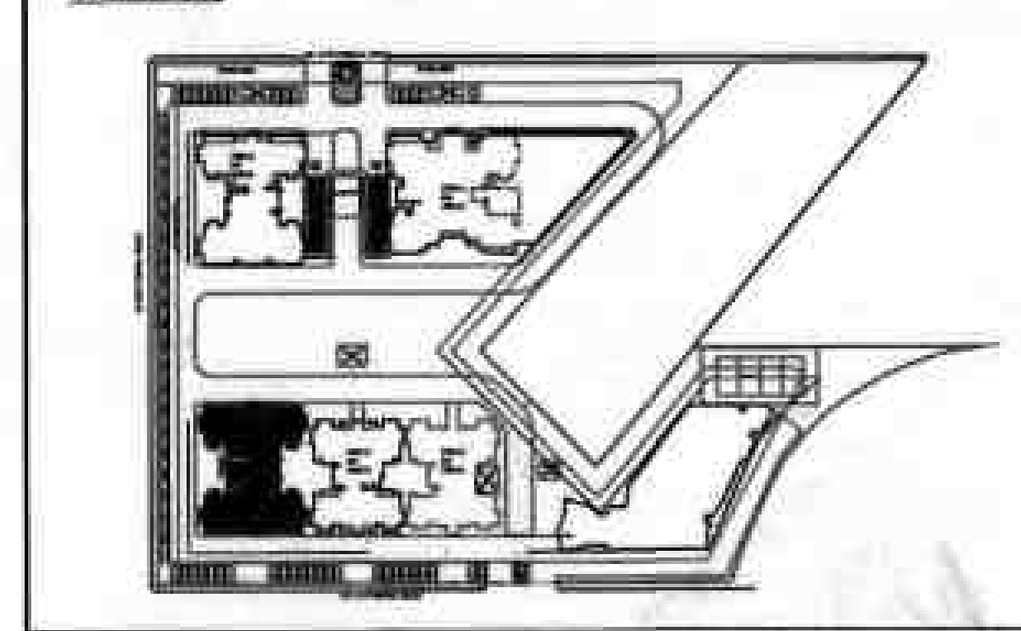

F.A.R. COVERED AREA CALCULATION FOR CIRCULATION

S.NO.	PARTICULARS						AREA (SQMT)
A1			3.750	X	5.900	=	22.125
A2	2	X	0.200	X	0.600	=	0.240
A3			2.255	X	1.950	=	4.397
A4			2.200	X	2.600	=	5.720
A5			2.610	X	2.850	=	7.439
A6			4.750	X	0.230	=	1.093
A7			2.025	X	0.160	=	0.324
A8			0.200	X	0.800	=	0.160
A9			2.610	X	3.100	=	8.091
TOTAL						=	49.588
Subtraction							
R1			0.300	X	2.400	=	0.720
TOTAL							0.720
TOTAL AREA						=	48.868

AREA CALCULATION TOWARDS 15% ADDITIONAL F.A.R

S.NO.	PARTICULARS						AREA (SQMT)
FIRE STAIRECASE AREA							
B1			6.020	X	3.700	=	22.274
B2			0.410	X	0.100	=	0.041
B3			5.240	X	2.300	=	12.052
LIFT LOBBY							
B4			2.200	X	3.501	=	7.702
B5			2.400	X	1.449	=	3.478
CUPBOARD							
C1	4	X	1.610	X	0.600	=	3.864
REFUGE AREA							
B6			2.970	X	3.800	=	11.286
B7			3.105	X	3.910	=	12.141
B8			0.645	X	2.300	=	1.484
B9			5.685	X	1.460	=	8.300
TOTAL						=	82.621
Subtraction							
R2			2.700	X	0.300	=	0.810
R3			2.550	X	2.050	=	5.228
N2			2.100	X	0.600	=	1.260
TOTAL							7.298
TOTAL AREA							75.323

19TH FLOOR NON F.A.R AREA OF BALCONY

UNIT - 1			31.303	X	2	=	62.606
UNIT - 4			34.892	X	1	=	34.892
UNIT - 4A			34.890	X	1	=	34.890
ELECTRICAL SHAFT & F.H.C SHAFT							
N1			3.550	X	0.600	=	2.130
N2			2.100	X	0.600	=	1.260
TOTAL AREA						=	135.778

TOTAL F.A.R. AREA AT 19TH FLOOR

S.NO.		PARTICULARS				AREA (SQMT)
F.A.R AREA OF UNIT- 1	=	130.856	X	2	=	261.711
F.A.R AREA OF UNIT- 4	=	132.034	X	1	=	132.034
F.A.R AREA OF UNIT- 4A	=	131.564	X	1.000	=	131.564
F.A.R AREA OF CIRCULATION					=	48.868
TOTAL F.A.R AREA					=	574.177

F.A.R. COVERED AREA CALCULATION FOR TYPE UNIT - 1

S.NO.	PARTICULARS						AREA (SQMT)
1			1.925	X	4.475	=	8.614
2			9.375	X	5.435	=	50.953
3			3.580	X	3.185	=	11.402
4			0.080	X	0.840	=	0.067
5			6.375	X	3.360	=	21.420
6			1.100	X	3.150	=	3.465
7			5.930	X	3.925	=	23.275
8			0.675	X	0.875	=	0.591
9			3.950	X	3.100	=	12.245
TOTAL						=	132.033
Subtraction							
S1			1.765	X	0.915	=	1.615
S2			1.040	X	0.700	=	0.728
TOTAL							2.343
TOTAL AREA						=	129.690
F.A.R AREA OF BALCONY (UNIT-1) = X1 / 4							
X1			8.565	X	0.325	=	2.784
X2			3.200	X	0.325	=	1.040
X3			2.900	X	0.025	=	0.073
X4			0.025	X	1.440	=	0.036
X5			0.700	X	1.000	=	0.700
X6			0.025	X	1.225	=	0.031
TOTAL						=	4.663
TOTAL (B)						=	1.166
TOTAL UNIT F.A.R AREA						=	130.856

NON F.A.R AREA OF BALCONY (UNIT-1)							
Y1			0.700	X	0.200	=	0.140
Y2			8.465	X	1.500	=	12.698
Y3			0.100	X	0.900	=	0.090
Y4			3.200	X	1.500	=	4.800
Y5			2.900	X	1.500	=	4.350
Y6			1.100	X	0.210	=	0.231
Y7			1.500	X	1.440	=	2.160
Y8			1.500	X	2.225	=	3.338
(3/4 AREA OF BALCONY) X1 (4.663 - 1.166)						=	3.497
TOTAL AREA (C)						=	31.303

F.A.R. COVERED AREA CALCULATION FOR TYPE UNIT - 4

S.NO.	PARTICULARS						AREA (SQMT)
1			1.925	X	4.475	=	8.614
2			9.375	X	5.435	=	50.953
3			3.580	X	3.185	=	11.402
4			0.080	X	0.840	=	0.067
5			6.375	X	3.360	=	21.420
6			1.100	X	3.150	=	3.465
7			5.930	X	3.925	=	23.275
8			0.675	X	0.875	=	0.591
9			3.950	X	3.100	=	12.245
TOTAL						=	132.033
Subtraction							
S1			1.765	X	0.915	=	1.615
S2			1.040	X	0.700	=	0.728
TOTAL							2.343
TOTAL AREA						=	129.690
F.A.R AREA OF BALCONY (UNIT-4) = X1 / 4							
X1			8.565	X	0.325	=	2.784
X2			3.580	X	0.325	=	1.164
X3			2.900	X	0.025	=	0.073
X4			0.025	X	1.440	=	0.036
X5			0.700	X	1.000	=	0.700
X6			0.025	X	1.225	=	0.031
X7			3.280	X	1.325	=	4.346
X8		0.5	3.280	X	0.150	=	0.246
TOTAL						=	9.378
TOTAL (B)						=	2.345
TOTAL UNIT F.A.R AREA						=	132.034

NON F.A.R AREA OF BALCONY (UNIT-4)							
Y1			0.700	X	0.200	=	0.140
Y2			8.465	X	1.500	=	12.698
Y3			0.100	X	0.900	=	0.090
Y4			3.200	X	1.500	=	4.800
Y5			2.900	X	1.500	=	4.350
Y6			1.100	X	0.210	=	0.231
Y7			1.500	X	1.440	=	2.160
Y8			1.500	X	2.225	=	3.338
Y9			0.080	X	0.660	=	0.053
(3/4 AREA OF BALCONY)						=	7.034
TOTAL AREA (C)						=	34.892

F.A.R. COVERED AREA CALCULATION FOR TYPE UNIT - 4A

S.NO.	PARTICULARS						AREA (SQMT)
1			1.925	X	4.475	=	8.614
2			9.375	X	5.435	=	50.953
3			3.580	X	3.185	=	11.402
4			0.080	X	0.840	=	0.067
5			6.375	X	3.360	=	21.420
6			1.100	X	3.150	=	3.465
7			5.930	X	3.925	=	23.275
8			0.675	X	0.875	=	0.591
9			3.950	X	2.950	=	11.653
TOTAL						=	131.440
Subtraction							
S1			1.765	X	0.915	=	1.615
S2			1.040	X	0.700	=	0.728
TOTAL							2.343
TOTAL AREA						=	129.097
F.A.R AREA OF BALCONY (UNIT-4A) = X1 / 4							
X1			8.565	X	0.325	=	2.784
X2			3.580	X	0.325	=	1.164
X3			2.900	X	0.025	=	0.073
X4			0.025	X	1.440	=	0.036
X5			0.700	X	1.000	=	0.700
X6			0.025	X	1.075	=	0.027
X7			3.280	X	1.475	=	4.838
X8		0.5	3.280	X	0.150	=	0.246
TOTAL						=	9.867
TOTAL (B)						=	2.467
TOTAL UNIT F.A.R AREA						=	131.564

NON F.A.R AREA OF BALCONY (UNIT-4A)							
Y1			0.700	X	0.200	=	0.140
Y2			8.465	X	1.500	=	12.698
Y3			0.100	X	0.900	=	0.090
Y4			3.200	X	1.500	=	4.800
Y5			2.900	X	1.500	=	4.350
Y6			1.100	X	0.210	=	0.231
Y7			1.500	X	1.440	=	2.160
Y8			1.500	X	1.975	=	2.963
Y9			0.060	X	0.100	=	0.006
Y10			0.080	X	0.660	=	0.053
(3/4 AREA OF BALCONY) X1 (4.659 - 1.165)						=	7.400
TOTAL AREA (C)						=	34.890

SUBMISSION DRAWING

CLIENT
PERFECT MEGASTRUCTURE PVT.LTD.

PROJECT
PROPOSED GROUP HOUSING FOR IVY COUNTY AT PLOT NO.-15, SECTOR-75, NOIDA, (U.P.).

DATE	PROJECT INCHARGE	CHECKED BY
29 - 09 - 2018	AMAR NATH	RAVINDRA SIINGH
SCALE	DEALT BY	APPROVED BY
1:100	SATPARKASH	VISHAL SHARMA

DRAWING TITLE
19TH FLOOR PLAN

TOWER -B2

NORTH POINT

This drawing is a "COPYRIGHT" contents of this drawing or part thereof may not be used or reproduced without the permission of the Architect

ARCHITECTS

Confluence

B- 421,NEW FRIENDS COLONY,N.D-65 INDIA architecture | Ph- +91-11-46130800 Ph- +91-11-40564768 urban design | ccs@inconfluence.com www.inconfluence.com hospitality | Member of IGBC ISO - 9001 : 2000 interiors

DRAWING NO. S-27A

REVISION R0

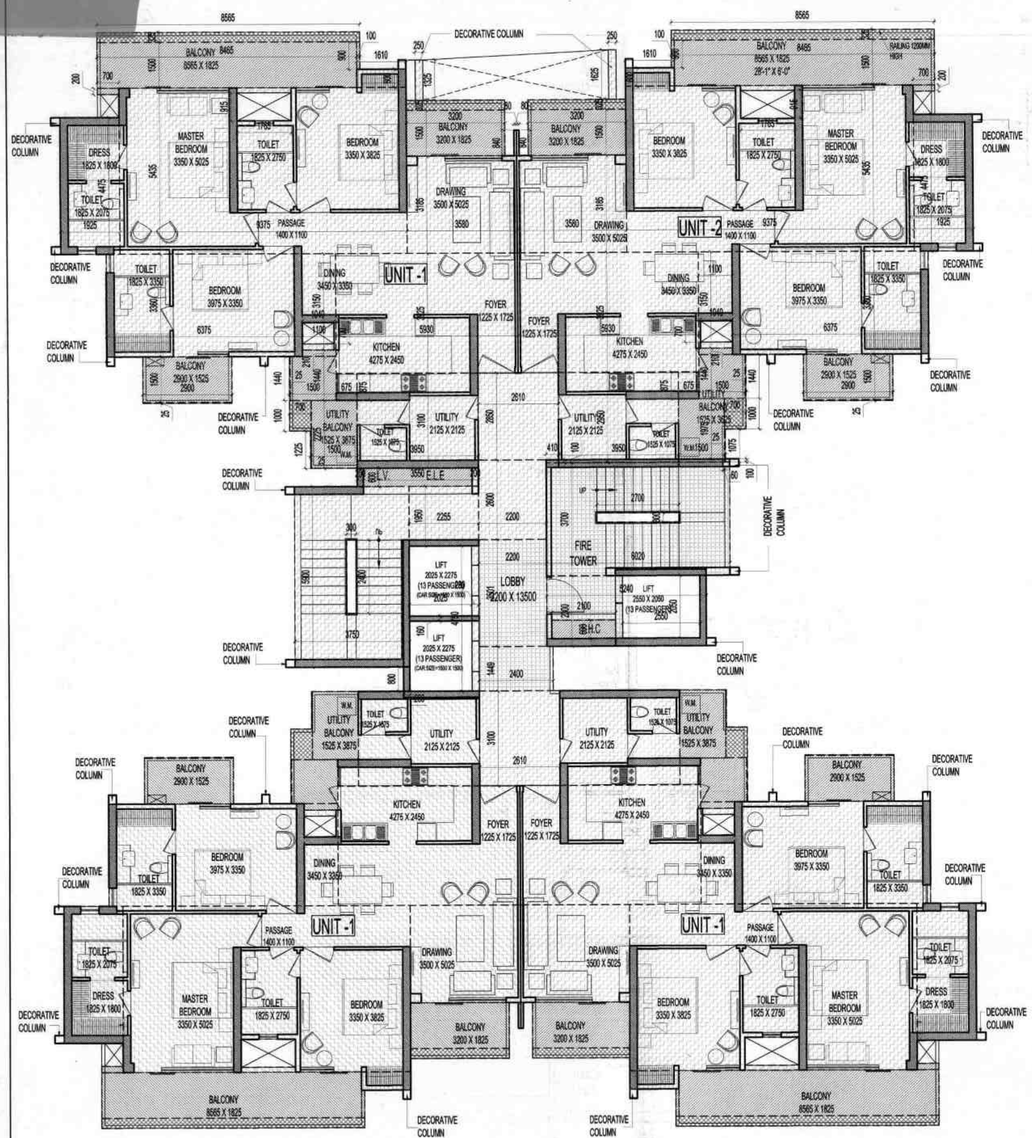

TOWER B - 20TH LEVEL FLOOR PLAN

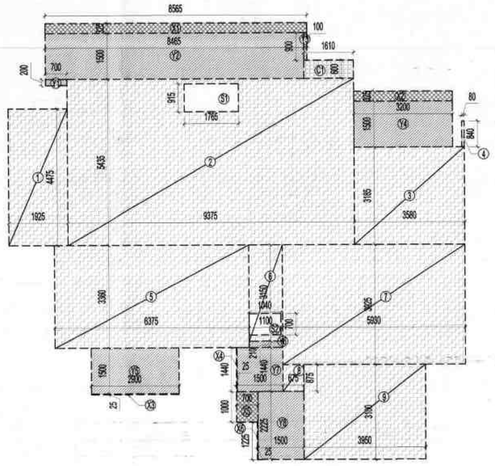

AREA DIAGRAM FOR TYPE UNIT -1

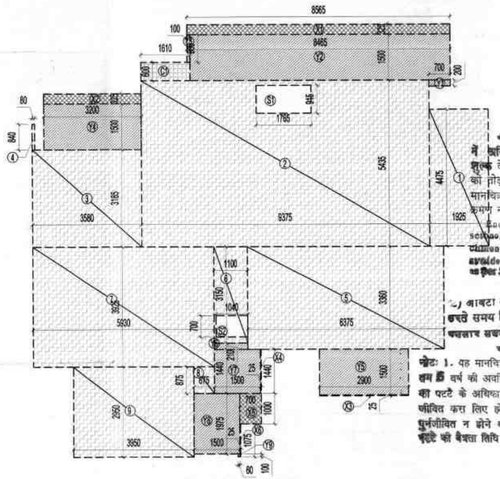

AREA DIAGRAM FOR TYPE UNIT -2

F.A.R. COVERED AREA CALCULATION FOR TYPE UNIT - 1							
S.NO.	PARTICULARS						AREA (SQMT)
1			1.925	X	4.475	=	8.614
2			9.375	X	5.435	=	50.953
3			3.580	X	3.185	=	11.402
4			0.080	X	0.840	=	0.067
5			6.375	X	3.360	=	21.420
6			1.100	X	3.150	=	3.465
7			5.930	X	3.925	=	23.275
8			0.675	X	0.875	=	0.591
9			3.950	X	3.100	=	12.245
TOTAL						=	132.033
Subtraction							
S1			1.765	X	0.915	=	1.615
S2			1.040	X	0.700	=	0.728
TOTAL							2.343
TOTAL AREA						=	129.690
F.A.R AREA OF BALCONY (UNIT-1) = X1 / 4							
X1			8.565	X	0.325	=	2.784
X2			3.200	X	0.325	=	1.040
X3			2.900	X	0.025	=	0.073
X4			0.025	X	1.440	=	0.036
X5			0.700	X	1.000	=	0.700
X6			0.025	X	1.225	=	0.031
TOTAL						=	4.663
TOTAL (B)						=	1.166
TOTAL UNIT F.A.R AREA						=	130.856

NON F.A.R AREA OF BALCONY (UNIT-1)							
Y1			0.700	X	0.200	=	0.140
Y2			8.465	X	1.500	=	12.698
Y3			0.100	X	0.900	=	0.090
Y4			3.200	X	1.500	=	4.800
Y5			2.900	X	1.500	=	4.350
Y6			1.100	X	0.210	=	0.231
Y7			1.500	X	1.440	=	2.160
Y8			1.500	X	2.225	=	3.338
(3/4 AREA OF BALCONY) X1 (4.663 - 1.166)						=	3.497
TOTAL AREA (C)						=	31.303

F.A.R. COVERED AREA CALCULATION FOR TYPE UNIT - 2							
S.NO.	PARTICULARS						AREA (SQMT)
1			1.925	X	4.475	=	8.614
2			9.375	X	5.435	=	50.953
3			3.580	X	3.185	=	11.402
4			0.080	X	0.840	=	0.067
5			6.375	X	3.360	=	21.420
6			1.100	X	3.150	=	3.465
7			5.930	X	3.925	=	23.275
8			0.675	X	0.875	=	0.591
9			3.950	X	2.950	=	11.653
TOTAL						=	131.440
Subtraction							
S1			1.765	X	0.915	=	1.615
S2			1.040	X	0.700	=	0.728
TOTAL							2.343
TOTAL AREA						=	129.097
F.A.R AREA OF BALCONY (UNIT-2) = X1 / 4							
X1			8.565	X	0.325	=	2.784
X2			3.200	X	0.325	=	1.040
X3			2.900	X	0.025	=	0.073
X4			0.025	X	1.440	=	0.036
X5			0.700	X	1.000	=	0.700
X6			0.025	X	1.075	=	0.027
TOTAL						=	4.659
TOTAL (B)						=	1.165
TOTAL UNIT F.A.R AREA						=	130.262

NON F.A.R AREA OF BALCONY (UNIT-2)							
Y1			0.700	X	0.200	=	0.140
Y2			8.465	X	1.500	=	12.698
Y3			0.100	X	0.900	=	0.090
Y4			3.200	X	1.500	=	4.800
Y5			2.900	X	1.500	=	4.350
Y6			1.100	X	0.210	=	0.231
Y7			1.500	X	1.440	=	2.160
Y8			1.500	X	1.975	=	2.963
Y9			0.060	X	0.100	=	0.006
(3/4 AREA OF BALCONY) X1 (4.659 - 1.165)						=	3.494
TOTAL AREA (C)						=	30.931

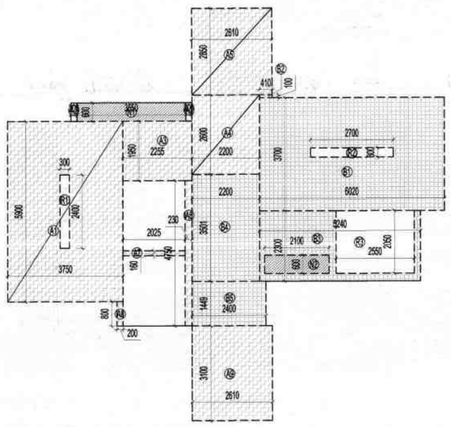

AREA DIAGRAM FOR TYPICAL FLOOR CIRCULATION AREA

F.A.R. COVERED AREA CALCULATION FOR CIRCULATION							
S.NO.	PARTICULARS						AREA (SQMT)
A1			3.750	X	5.900	=	22.125
A2	2	X	0.200	X	0.600	=	0.240
A3			2.255	X	1.950	=	4.397
A4			2.200	X	2.600	=	5.720
A5			2.610	X	2.850	=	7.439
A6			4.750	X	0.230	=	1.093
A7			2.025	X	0.160	=	0.324
A8			0.200	X	0.800	=	0.160
A9			2.610	X	3.100	=	8.091
TOTAL						=	49.588
Subtraction							
R1			0.300	X	2.400	=	0.720
TOTAL							0.720
TOTAL AREA						=	48.868

AREA CALCULATION TOWARDS 15% ADDITIONAL F.A.R							
S.NO.	PARTICULARS						AREA (SQMT)
FIRE STAIRECASE AREA							
B1			6.020	X	3.700	=	22.274
B2			0.410	X	0.100	=	0.041
B3			5.240	X	2.300	=	12.052
LIFT LOBBY							
B4			2.200	X	3.501	=	7.702
B5			2.400	X	1.449	=	3.478
CUPBOARD							
C1	4	X	1.610	X	0.600	=	3.864
TOTAL						=	49.411
Subtraction							
R2			2.700	X	0.300	=	0.810
R3			2.550	X	2.050	=	5.228
N2			2.100	X	0.600	=	1.260
TOTAL							7.298
TOTAL AREA							42.113

TOTAL F.A.R. AREA AT 20TH FLOOR							
S.NO.		PARTICULARS					AREA (SQMT)
F.A.R AREA OF UNIT- 1	=	130.856	X	3	=	392.567
F.A.R AREA OF UNIT- 2	=	130.262	X	1	=	130.262
DECORATIVE COLUMN		1.625	X	0.250	=	0.406
DECORATIVE COLUMN		1.325	X	0.250	=	0.331
F.A.R AREA OF CIRCULATION					=	48.868
TOTAL F.A.R AREA					=	572.435

20TH FLOOR NON F.A.R AREA OF BALCONY							
UNIT - 1			31.303	X	3	=	93.909
UNIT - 2			30.931	X	1	=	30.931
ELECTRICAL SHAFT & F.H.C SHAFT							
N1			3.550	X	0.600	=	2.130
N2			2.100	X	0.600	=	1.260
TOTAL AREA						=	128.230

नक्शे के अग्र पृष्ठ एवं पश्चात सैट बैक में अतिक्रमण करने पर भा[illegible] शुल्क देना पड़ता है तथा अधिक [illegible] की तोड़ना भी पड़ सकता है अतः स्वीकृत मानचित्र के अनुसार ही निर्माण करें, अतिक्रमण न करें।

Encrochments on front, Rear & Side setbacks invite heavy penalties. Encro chments could be demolised also Please provide encrochments construct building as per Sanctioned Map.

[illegible] आवंटी को आधिभार प्रमाण पत्र हेतु आवेदन करने समय विकास प्रबंधक (आवास) के नियम पश्चात सदय वृद्धिपत्र प्राप्तकर प्रस्तुत करना होगा

भवन प्रस्तेख

नोटः 1. यह मानचित्र स्वीकृति की दिनांक से अधिक तम 5 वर्ष की अवधि तक वैध रहेगा बशर्ते पट्टेधार का पट्टे के अधिकार उपलब्ध हो अथवा उसने पुनर्जीवित करा लिए हो। पट्टे के अधिकार उपलब्ध पुनर्जीवित न होने की दशा मे मानचित्र की वैधता पट्टे की वैधता तिथि तक ही समझी जाएगी।

OWNER'S SIGN — PERFECT MEGASTRUCTURE PVT. LTD. Noida

ARCHITECT'S SIGN — VISHAL SHARMA, ARCHITECT, CA-98/2332, 9310164823, NEW DELHI

भवन प्रस्तेख, नोएडा
आवासीय
निर्माण-अवधि, कार्यदिवस एवं पदाह प्रस्तेख की [illegible] के पुर्णरूपा चलन करने हेतु मान्य है।
स्वीकृति
पत्र संख्या नोयडा/[illegible]
दिनांक.....
पैमाना.....
(भवन प्रस्तेख)

Map for proposed Building is as per Bye Laws. Submitted for approval please.

Jr. Asstt. Asstt. Arch. Architect

F.A.R AREA

COUNTED IN 15 % F.A.R AREA

NON F.A.R AREA

AREA COUNTED IN 1/4 F.A.R

KEY PLAN

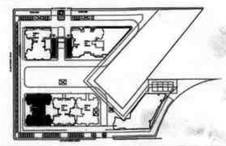

SUBMISSION DRAWING

CLIENT
PERFECT MEGASTRUCTURE PVT.LTD.

PROJECT
PROPOSED GROUP HOUSING FOR IVY COUNTY
AT PLOT NO.-15, SECTOR-75, NOIDA, (U.P.).

DATE	PROJECT INCHARGE	CHECKED BY
29 - 09 - 2018	AMAR NATH	RAVINDRA SIINGH
SCALE	DEALT BY	APPROVED BY
1:100	SATPARKASH	VISHAL SHARMA

DRAWING TITLE
20 TH FLOOR PLAN

TOWER -B2

NORTH POINT

This drawing is a "COPYRIGHT" contents of this drawing or part thereof may not be used or reproduced without the permission of the Architect

ARCHITECTS

Confluence

B- 421,NEW FRIENDS COLONY,N.D-65 INDIA
Ph- +91-11-46139500 cos@inconfluence.com
Ph- +91-11-40664198 www.inconfluence.com
Member of : IGBC ISO - 9001 : 2000
architecture urban design hospitality interiors

DRAWING NO. S-28A

REVISION R0

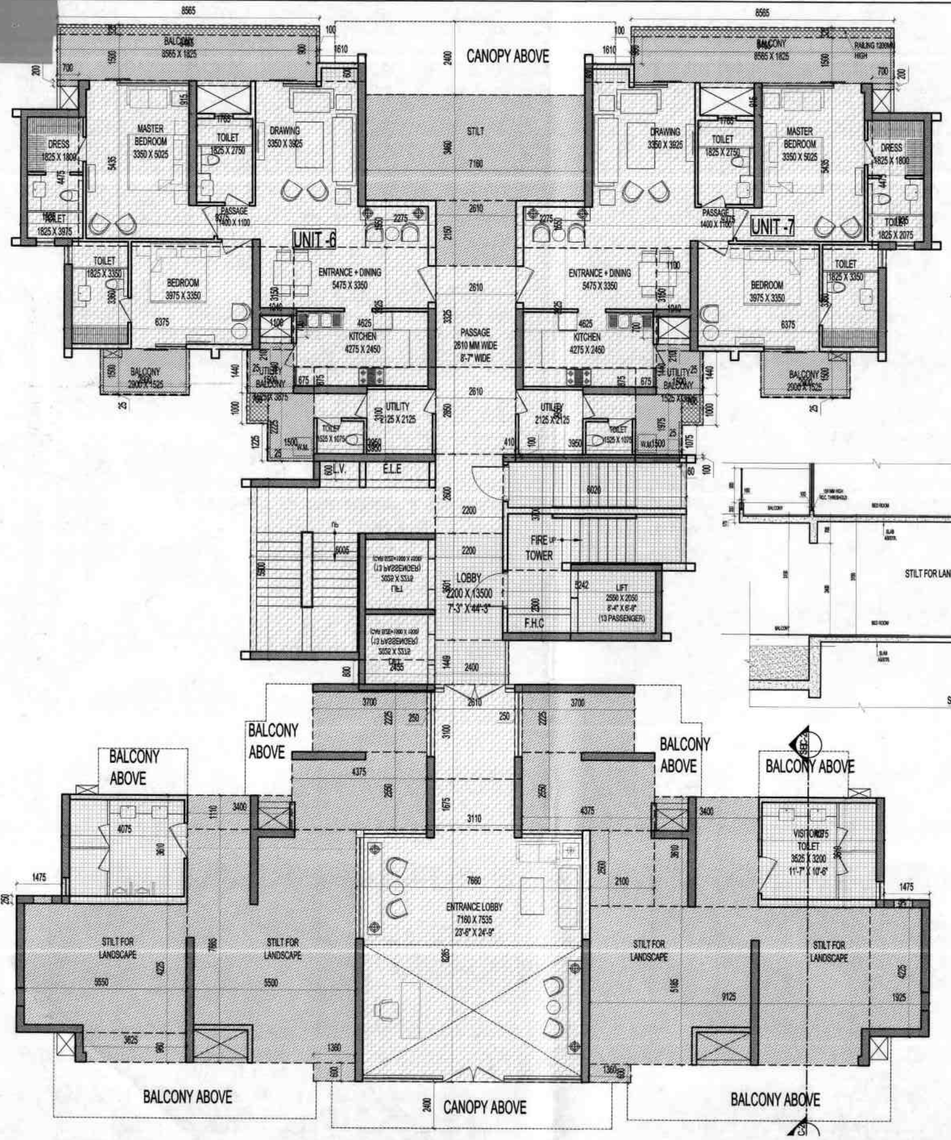

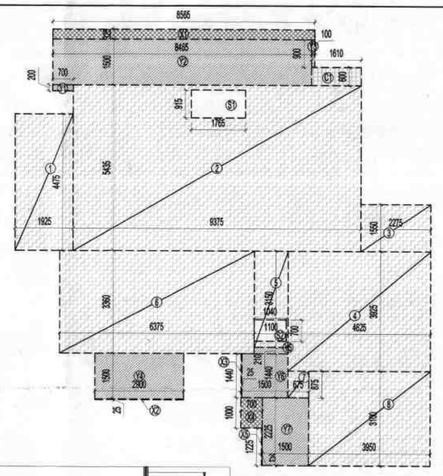

AREA DIAGRAM FOR TYPE UNIT -6

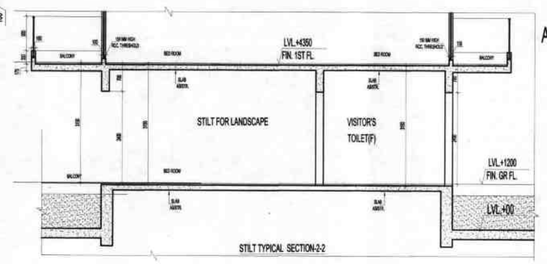

STILT TYPICAL SECTION-2-2

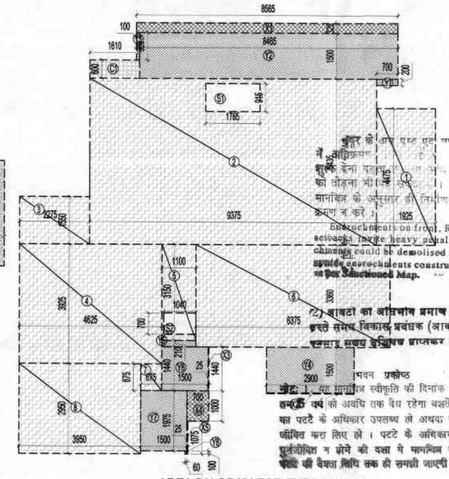

AREA DIAGRAM FOR TYPE UNIT -7

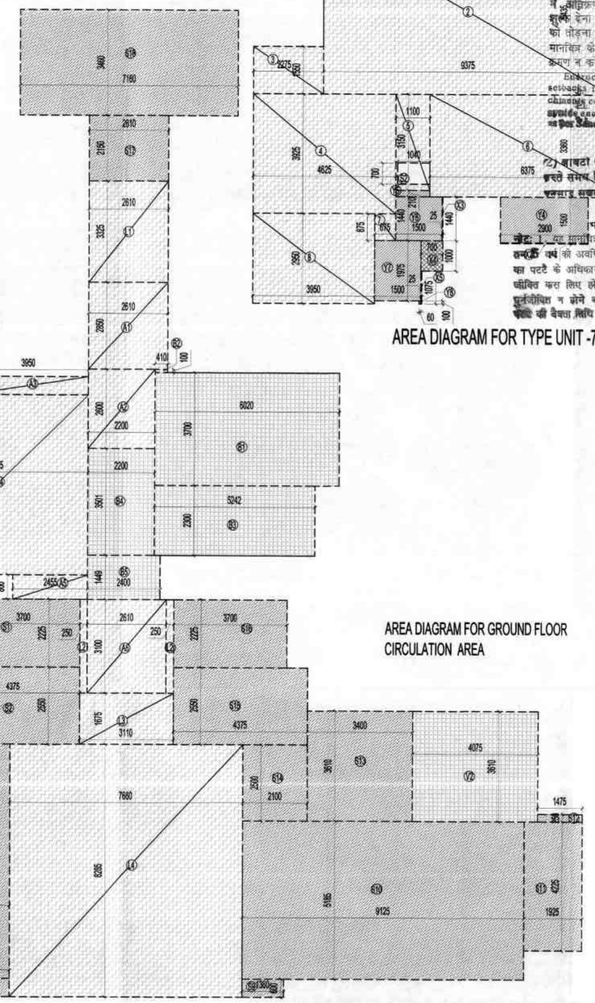

AREA DIAGRAM FOR GROUND FLOOR CIRCULATION AREA

F.A.R. COVERED AREA CALCULATION FOR TYPE UNIT - 6							
S.NO.	PARTICULARS						AREA (SQMT)
1			1.925	X	4.475	=	8.614
2			9.375	X	5.435	=	50.953
3			2.275	X	1.550	=	3.526
4			4.625	X	3.925	=	18.153
5			1.100	X	3.150	=	3.465
6			6.375	X	3.360	=	21.420
7			0.675	X	0.875	=	0.591
8			3.950	X	3.100	=	12.245
TOTAL						=	118.968
Subtraction							
S1			1.765	X	0.915	=	1.615
S2			1.040	X	0.700	=	0.728
TOTAL							2.343
TOTAL AREA						=	116.625
F.A.R AREA OF BALCONY (UNIT-6) = X1 / 4							
X1			8.565	X	0.325	=	2.784
X2			2.900	X	0.025	=	0.073
X3			0.025	X	1.440	=	0.036
X4			0.700	X	1.000	=	0.700
X5			0.025	X	1.225	=	0.031
TOTAL						=	3.623
TOTAL (B)						=	0.906
TOTAL UNIT F.A.R AREA						=	117.530
NON F.A.R AREA OF BALCONY (UNIT-6)							
Y1			0.700	X	0.200	=	0.140
Y2			8.465	X	1.500	=	12.698
Y3			0.100	X	0.900	=	0.090
Y4			2.900	X	1.500	=	4.350
Y5			1.100	X	0.210	=	0.231
Y6			1.500	X	1.440	=	2.160
Y7			1.500	X	2.225	=	3.338
(3/4 AREA OF BALCONY) X1 (3.623 - 0.906)						=	2.717
TOTAL AREA (C)						=	25.723

F.A.R. COVERED AREA CALCULATION FOR TYPE UNIT - 7							
S.NO.	PARTICULARS						AREA (SQMT)
1			1.925	X	4.475	=	8.614
2			9.375	X	5.435	=	50.953
3			2.275	X	1.550	=	3.526
4			4.625	X	3.925	=	18.153
5			1.100	X	3.150	=	3.465
6			6.375	X	3.360	=	21.420
7			0.675	X	0.875	=	0.591
8			3.950	X	2.950	=	11.653
TOTAL						=	118.375
Subtraction							
S1			1.765	X	0.915	=	1.615
S2			1.040	X	0.700	=	0.728
TOTAL							2.343
TOTAL AREA						=	116.032
F.A.R AREA OF BALCONY (UNIT-7) = X1 / 4							
X1			8.565	X	0.325	=	2.784
X2			2.900	X	0.025	=	0.073
X3			0.025	X	1.440	=	0.036
X4			0.700	X	1.000	=	0.700
X5			0.025	X	1.075	=	0.027
TOTAL						=	3.619
TOTAL (B)						=	0.905
TOTAL UNIT F.A.R AREA						=	116.937
NON F.A.R AREA OF BALCONY (UNIT-7)							
Y1			0.700	X	0.200	=	0.140
Y2			8.465	X	1.500	=	12.698
Y3			0.100	X	0.900	=	0.090
Y4			2.900	X	1.500	=	4.350
Y5			1.100	X	0.210	=	0.231
Y6			1.500	X	1.440	=	2.160
Y7			1.500	X	1.975	=	2.963
Y8			0.060	X	0.100	=	0.006
(3/4 AREA OF BALCONY) X1 (3.619 - 0.905)						=	2.714
TOTAL AREA (C)						=	25.351

F.A.R. COVERED AREA CALCULATION FOR CIRCULATION							
S.NO.	PARTICULARS						AREA (SQMT)
A1			2.610	X	2.850	=	7.439
A2			2.200	X	2.600	=	5.720
A3			3.950	X	0.600	=	2.370
A4			6.005	X	5.900	=	35.430
A5			2.455	X	0.800	=	1.964
A6			2.610	X	3.100	=	8.091
TOTAL AREA						=	61.013

GROUND COVERAGE USE ONLY							
S1			3.700	X	2.225	=	8.233
S2			4.375	X	2.550	=	11.156
S3			3.400	X	1.110	=	3.774
S4			5.500	X	7.685	=	42.268
S5			1.475	X	0.250	=	0.369
S6			5.550	X	4.225	=	23.449
S7			3.625	X	0.960	=	3.480
S8			1.360	X	0.600	=	0.816
S9			1.360	X	0.600	=	0.816
S10			9.125	X	5.185	=	47.313
S11			1.925	X	4.225	=	8.133
S12			1.475	X	0.250	=	0.369
S13			3.400	X	3.610	=	12.274
S14			2.100	X	2.500	=	5.250
S15			4.375	X	2.550	=	11.156
S16			3.700	X	2.225	=	8.233
S17			2.610	X	2.150	=	5.612
S18			7.160	X	3.460	=	24.774
TOTAL STILT AREA						=	217.473

TOTAL F.A.R. AREA AT GROUND FLOOR						
S.NO.		PARTICULARS				AREA (SQMT)
F.A.R AREA OF UNIT-6	117.530	X	1	=		117.530
F.A.R AREA OF UNIT-7	116.937	X	1	=		116.937
F.A.R AREA OF CIRCULATION				=		61.013
F.A.R AREA OF LOBBY				=		78.901
TOTAL F.A.R AREA				=		374.381

TOTAL GROUND COVERAGE AREA (FAR AREA+NON FAR AREA+15% ADDITIONAL					
S.NO.	PARTICULARS				AREA (SQMT)
F.A.R AREA OF TYPICAL FLOOR UNIT-1A	129.690	X	3		389.070
F.A.R AREA OF TYPICAL FLOOR UNIT-2A	129.097	X	1		129.097
NON F.A.R BALCONY AREA UNIT-1A	6.339	X	3		19.017
NON F.A.R BALCONY AREA UNIT-2A	6.335	X	1		6.335
REFUGE AREA					33.210
CIRCULATION F.A.R AREA OF GROUND FLOOR					61.013
CIRCULATION 15% AREA OF GROUND FLOOR					45.625
LOBBY AREA OF GROUND FLOOR					9.844
TOTAL GROUND COVERAGE AREA				=	693.211

GROUND FLOOR NON F.A.R AREA OF BALCONY							
UNIT - 6			25.723	X	1	=	25.723
UNIT - 7			25.351	X	1	=	25.351
TOTAL AREA						=	51.074

F.A.R. AREA CALCULATION FOR LOBBY							
S.NO.	PARTICULARS						AREA (SQMT)
L1			2.610	X	3.325	=	8.678
L2	2	X	0.250	X	3.100	=	1.550
L3			3.110	X	1.675	=	5.209
L4			7.660	X	8.285	=	63.463
TOTAL AREA						=	78.901

AREA CALCULATION TOWARDS 15% ADDITIONAL F.A.R							
S.NO.	PARTICULARS						AREA (SQMT)
FIRE STAIRECASE AREA							
B1			6.040	X	3.700	=	22.348
B2			0.410	X	0.100	=	0.041
B3			5.242	X	2.300	=	12.057
LIFT LOBBY							
B4			2.200	X	3.501	=	7.702
B5			2.400	X	1.449	=	3.478
VISITOR'S TOILET							
V1			4.075	X	3.610	=	14.711
V2			4.075	X	3.610	=	14.711
CUPBOARD							
C1	2	X	1.610	X	0.600	=	1.932
TOTAL AREA						=	76.979

TOWER- B2						
	GROUND COVERAGE	F.A.R AREA	15 % AREA	NON F.A.R AREA BALCONY	STILT AREA	FLOOR FLN. LVL (MM)
GROUND FLOOR	693.211	374.381	76.979	51.074	217.473	(+) 1200
1st FLOOR		560.768	42.118	117.070		(+) 4350
2nd FLOOR		572.535	42.113	134.140		(+) 7500
3rd FLOOR		571.697	42.113	128.230		(+) 10650
4th FLOOR		571.697	42.113	128.230		(+) 13800
5th FLOOR		571.697	42.113	128.230		(+) 16950
6th FLOOR		572.535	42.113	134.140		(+) 20100
7th FLOOR		571.697	42.113	128.230		(+) 23250
8th FLOOR		571.697	42.113	128.230		(+) 26400
9th FLOOR		571.697	42.113	128.230		(+) 29550
10th FLOOR		572.535	42.113	134.140		(+) 32700
11th FLOOR		571.697	42.113	128.230		(+) 35850
12th FLOOR		571.697	42.113	128.230		(+) 39000
13th FLOOR		571.697	42.113	128.230		(+) 42150
14th FLOOR		572.535	42.113	134.140		(+) 45300
15th FLOOR		574.178	42.113	135.778		(+) 48450
16th FLOOR		572.435	42.113	128.230		(+) 51600
17th FLOOR		571.697	42.113	128.230		(+) 54750
18th FLOOR		572.535	42.113	134.140		(+) 57900
19th FLOOR		574.177	75.323	135.778		(+) 61050
20th FLOOR		572.435	42.113	128.230		(+) 64200
21st FLOOR		571.697	42.113	128.230		(+) 67350
22nd FLOOR		572.535	42.113	134.140		(+) 70500
23rd FLOOR		574.178	42.113	135.778		(+) 73650
24th FLOOR		572.435	42.113	128.230		(+) 76800
25th FLOOR		571.697	42.113	128.230		(+) 79950
26th FLOOR		572.535	42.113	134.140		(+) 83100
27th FLOOR		571.697	42.113	128.230		(+) 86250
TERRACE		17.850	94.192			(+) 89350
MUMTY						(+) 92550
O.H TANK & MACHINE ROOM			35.381			(+) 97050
TOTAL	693.211	15832.646	1376.826	3566.139	217.473	

OWNER'S SIGN

ARCHITECTS SIGN

Map for proposed Building is as per Bye Laws. Submitted for approval please.

Asstt. Asstt. Arch. Architect

F.A.R AREA

COUNTED IN 15 % F.A.R AREA

NON F.A.R AREA

AREA COUNTED IN 1/4 F.A.R

KEY PLAN

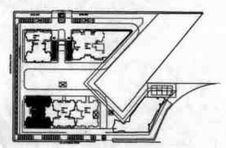

SUBMISSION DRAWING

CLIENT

PERFECT MEGASTRUCTURE PVT.LTD.

PROJECT

PROPOSED GROUP HOUSING FOR IVY COUNTY
AT PLOT NO.-15, SECTOR-75, NOIDA, (U.P.).

DATE	PROJECT INCHARGE	CHECKED BY
29 - 09 - 2018	AMAR NATH	RAVINDRA SIINGH
SCALE	DEALT BY	APPROVED BY
1:100	SATPARKASH	VISHAL SHARMA

DRAWING TITLE

GROUND FLOOR PLAN

TOWER -B2

NORTH POINT

This drawing is a "COPYRIGHT" contents of this drawing or part thereof may not be used or reproduced without the permission of the Architect

ARCHITECTS

Confluence

B- 421,NEW FRIENDS COLONY,N.D-65 INDIA
Ph- +91-11-46130600
Ph- +91-11-40564768
oos@inconfluence.com
www.inconfluence.com
Member of IGBC ISO - 9001 : 2000
architecture urban design hospitality interiors

DRAWING NO. S-23A

REVISION R0

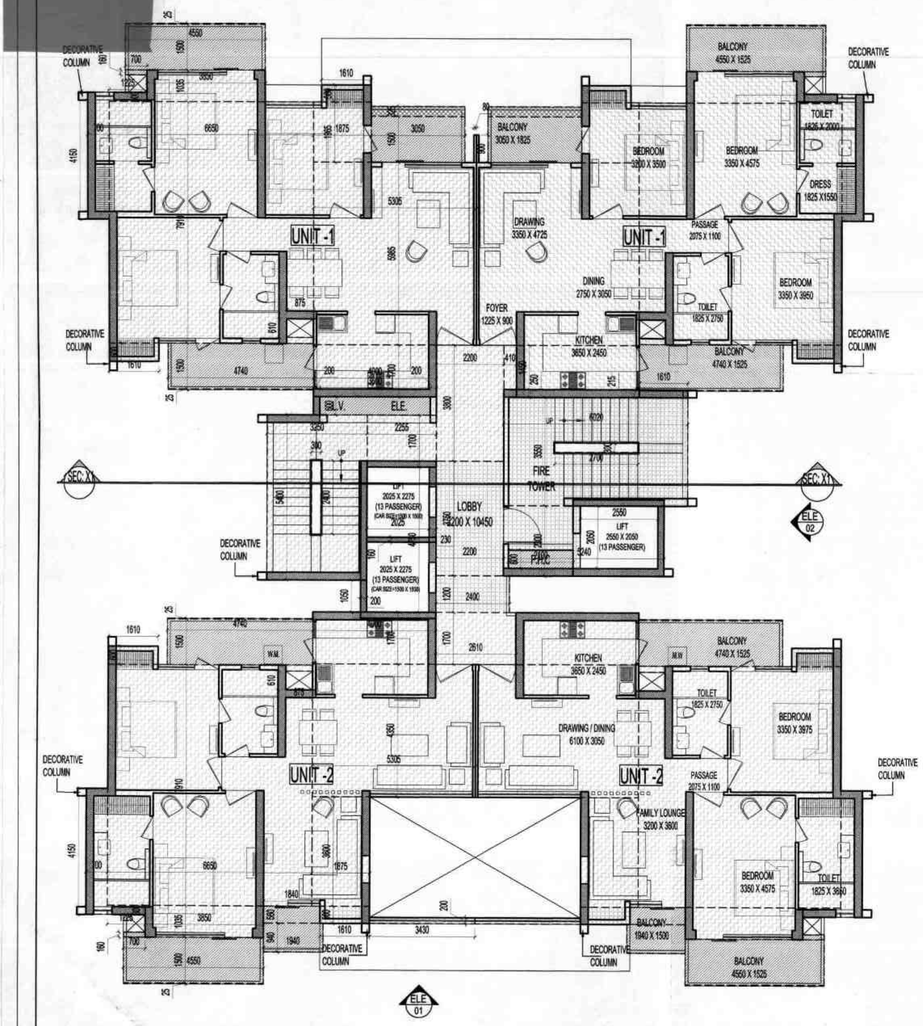

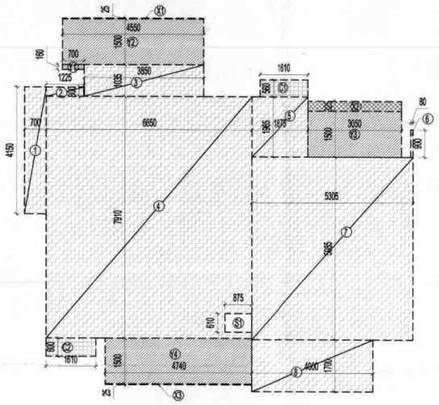

AREA DIAGRAM FOR TYPE UNIT -1

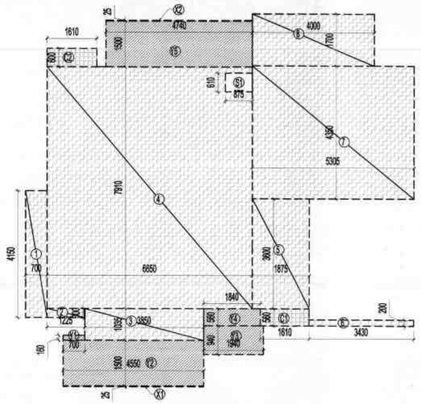

AREA DIAGRAM FOR TYPE UNIT -2

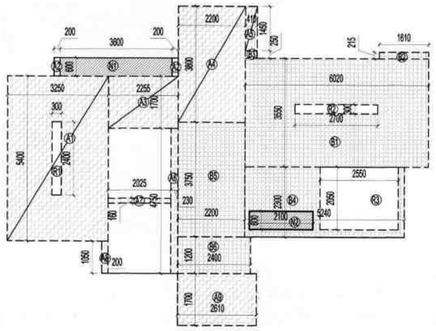

AREA DIAGRAM FOR 1ST FLOOR
CIRCULATION AREA

F.A.R. COVERED AREA CALCULATION FOR TYPE UNIT - 2							
S.NO.	PARTICULARS						AREA (SQMT)
1			0.700	X	4.150	=	2.905
2			1.225	X	0.300	=	0.368
3			3.850	X	1.035	=	3.985
4			6.650	X	7.910	=	52.602
5			1.875	X	3.600	=	6.750
6			3.430	X	0.200	=	0.686
7			5.305	X	4.350	=	23.077
8			4.000	X	1.700	=	6.800
TOTAL						=	97.172
Subtraction							
S1			0.875	X	0.610	=	0.534
TOTAL							0.534
TOTAL AREA						=	96.638
F.A.R AREA OF BALCONY (UNIT-2) = X1 / 4							
X1			4.550	X	0.025	=	0.114
X2			4.740	X	0.025	=	0.119
TOTAL						=	0.232
TOTAL (B)						=	0.058
TOTAL UNIT F.A.R AREA						=	96.696

NON F.A.R AREA OF BALCONY (UNIT-2)							
Y1			0.700	X	0.160	=	0.112
Y2			4.550	X	1.500	=	6.825
Y3			1.940	X	0.940	=	1.824
Y4			1.840	X	0.560	=	1.030
Y5			4.740	X	1.500	=	7.110
(3/4 AREA OF BALCONY) X1 (0.232 - 0.058)						=	0.174
TOTAL AREA (C)						=	17.075

F.A.R. COVERED AREA CALCULATION FOR CIRCULATION							
S.NO.	PARTICULARS						AREA (SQMT)
A1			3.250	X	5.400	=	17.550
A2	2	X	0.200	X	0.600	=	0.240
A3			2.255	X	1.700	=	3.834
A4			2.200	X	3.800	=	8.360
A5			0.410	X	1.450	=	0.595
A6			4.750	X	0.230	=	1.093
A7			2.025	X	0.160	=	0.324
A8			0.200	X	1.050	=	0.210
A9			2.610	X	1.700	=	4.437
TOTAL						=	36.642
Subtraction							
R1			0.300	X	2.400	=	0.720
TOTAL							0.720
TOTAL AREA						=	35.922

AREA CALCULATION TOWARDS 15% ADDITIONAL F.A.R							
S.NO.	PARTICULARS						AREA (SQMT)
FIRE STAIRECASE AREA							
B1			6.020	X	3.550	=	21.371
B2			1.610	X	0.215	=	0.346
B3			0.410	X	0.250	=	0.103
B4			5.240	X	2.300	=	12.052
LIFT LOBBY							
B5			2.200	X	3.750	=	8.250
B6			2.400	X	1.200	=	2.880
CUPBOARD							
C1	4	X	1.610	X	0.560	=	3.606
C2	4	X	1.610	X	0.600	=	3.864
TOTAL						=	52.472
Subtraction							
R2			2.700	X	0.300	=	0.810
R3			2.550	X	2.050	=	5.228
N2			2.100	X	0.600	=	1.260
TOTAL							7.298
TOTAL AREA							45.175

F.A.R. COVERED AREA CALCULATION FOR TYPE UNIT - 1							
S.NO.	PARTICULARS						AREA (SQMT)
1			0.700	X	4.150	=	2.905
2			1.225	X	0.300	=	0.368
3			3.850	X	1.035	=	3.985
4			6.650	X	7.910	=	52.602
5			1.875	X	1.965	=	3.684
6			0.080	X	0.900	=	0.072
7			5.305	X	5.985	=	31.750
8			4.000	X	1.700	=	6.800
TOTAL						=	102.166
Subtraction							
S1			0.875	X	0.610	=	0.534
TOTAL							0.534
TOTAL AREA						=	101.632
F.A.R AREA OF BALCONY (UNIT-1) = X1 / 4							
X1			4.550	X	0.025	=	0.114
X2			3.050	X	0.325	=	0.991
X3			4.740	X	0.025	=	0.119
TOTAL						=	1.224
TOTAL (B)						=	0.306
TOTAL UNIT F.A.R AREA						=	101.938

NON F.A.R AREA OF BALCONY (UNIT-1)							
Y1			0.700	X	0.160	=	0.112
Y2			4.550	X	1.500	=	6.825
Y3			3.050	X	1.500	=	4.575
Y4			4.740	X	1.500	=	7.110
(3/4 AREA OF BALCONY) X1 (1.224 - 0.306)						=	0.918
TOTAL AREA (C)						=	19.540

TOTAL F.A.R. AREA AT 1ST FLOOR						
S.NO.	PARTICULARS					AREA (SQMT)
F.A.R AREA OF UNIT- 1	=	101.938	X	2	=	203.875
F.A.R AREA OF UNIT- 2	=	96.696	X	2	=	193.392
F.A.R AREA OF CIRCULATION					=	35.922
TOTAL F.A.R AREA					=	433.189

1ST FLOOR NON F.A.R AREA OF BALCONY							
UNIT - 1			19.540	X	2	=	39.079
UNIT - 2			17.075	X	2	=	34.150
ELECTRICAL SHAFT & F.H.C SHAFT							
N1			3.600	X	0.600	=	2.160
N2			2.100	X	0.600	=	1.260
TOTAL AREA						=	76.650

OWNER'S SIGN

PERFECT MEGASTRUCTURE PVT. LTD.

ARCHITECT'S SIGN

VISHAL SHARMA ARCHITECT CA-98/23281 9310164936

भवन प्रस्तावित नोएडा

अध्यक्ष

निर्माण-पर्यावरण, अभियंता एवं पट्टा प्रकोष्ठ की शर्तों एवं पूर्णतया पालन करने हेतु बाध्य है।

सचिव

CAI 115/137

दिनांक 17.9.18

हस्ताक्षर

(भवन प्रस्तावक)

भवन- प्रस्तावक

शर्तें: 1. यह मानचित्र स्वीकृति की दिनांक से तीसरे वर्ष की अवधि तक वैध रहेगा बशर्ते पट्टेदार या पट्टे के अधिकार उपलब्ध हो अथवा उसने पूर्ण अधिकार करा लिए हो। पट्टे के अधिकार उपलब्ध पूर्णरूपेण न होने की दशा में मानचित्र की वैधता पट्टे की वैधता तिथि तक ही समझी जायेगी।

2) बायंटी की अधिभोग प्रमाण पत्र हेतु आवेदन करते समय विकास प्रबंधक (आवास) के नियम अनुसार शुल्क इंटिमेट प्राप्तकर प्रस्तुत करना होगा

Map for proposed Building is as per Bye Laws. Submitted for approval please.

Asstt. Asstt.Arch. Architect

F.A.R AREA

COUNTED IN 15 % F.A.R AREA

NON F.A.R AREA

AREA COUNTED IN 1/4 F.A.R

KEY PLAN

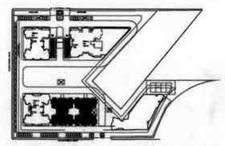

SUBMISSION DRAWING

CLIENT
PERFECT MEGASTRUCTURE PVT.LTD.

PROJECT
PROPOSED GROUP HOUSING FOR IVY COUNTY
AT PLOT NO.-15, SECTOR-75, NOIDA, (U.P.).

DATE	PROJECT INCHARGE	CHECKED BY
29 - 09 - 2018	AMAR NATH	RAVINDRA SIINGH
SCALE	DEALT BY	APPROVED BY
1:100	SATPARKASH	VISHAL SHARMA

DRAWING TITLE
1ST FLOOR PLAN

TOWER -C

NORTH POINT

This drawing is a "COPYRIGHT" contents of this drawing or part thereof may not be used or reproduced without the permission of the Architect

ARCHITECTS

Confluence

B-421,NEW FRIENDS COLONY,N.D-65 INDIA
Ph- +91-11-41330600
Ph- +91-11-40964768
cos@inconfluence.com
www.inconfluence.com
Member of IGBC
ISO - 9001 : 2000
architecture urban design interiors hospitality

DRAWING NO. S-38

REVISION R0

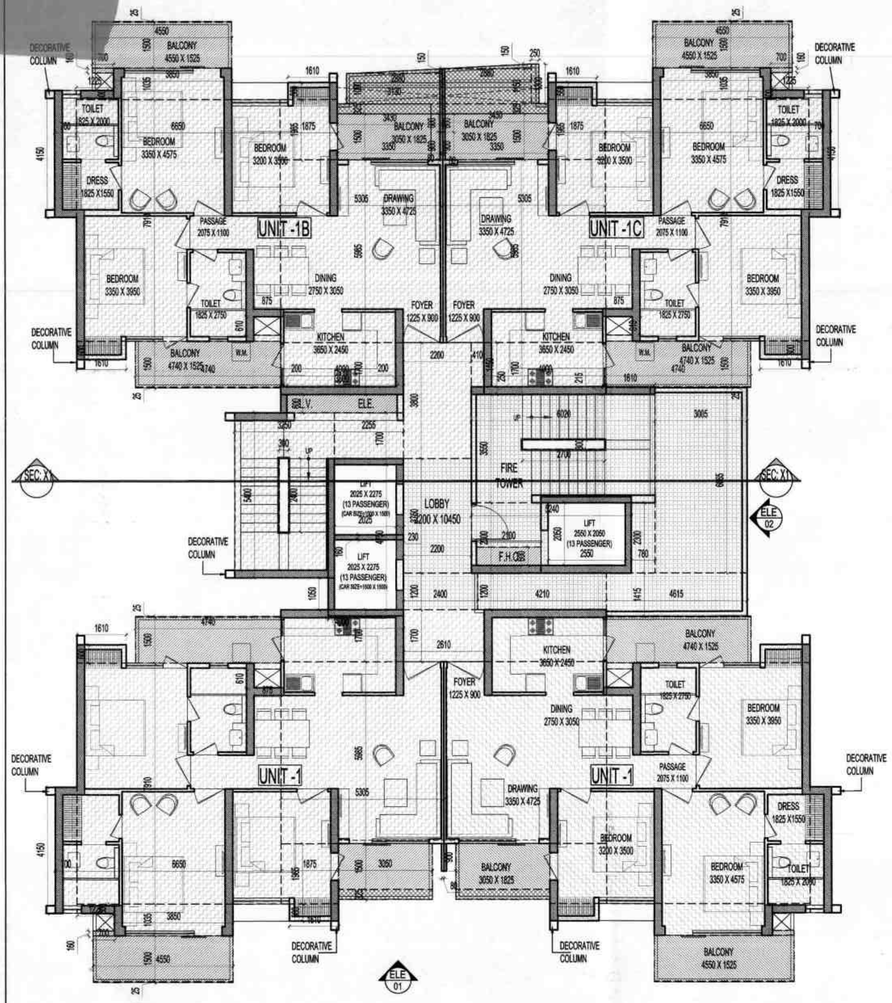

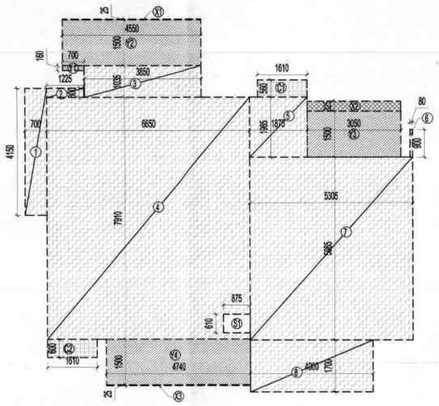

AREA DIAGRAM FOR TYPE UNIT -1

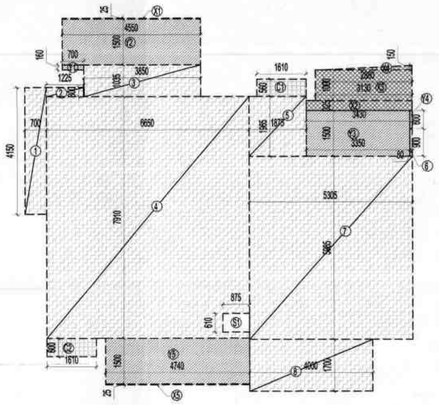

AREA DIAGRAM FOR TYPE UNIT -1B

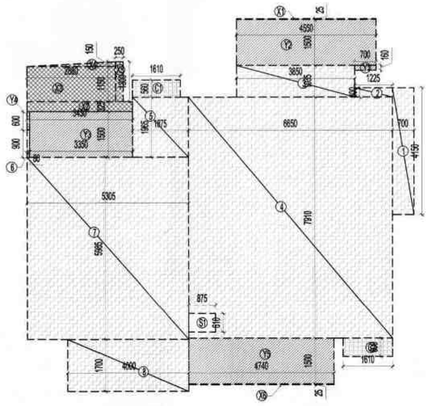

AREA DIAGRAM FOR TYPE UNIT -1C

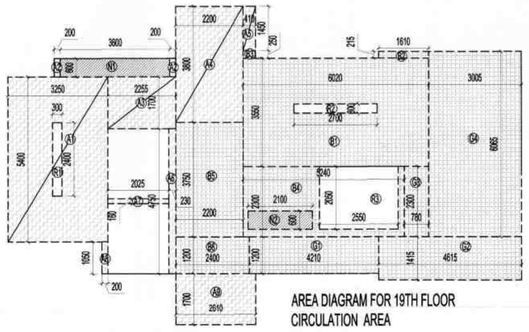

AREA DIAGRAM FOR 19TH FLOOR CIRCULATION AREA

F.A.R. COVERED AREA CALCULATION FOR TYPE UNIT - 1							
S.NO.	PARTICULARS						AREA (SQMT)
1			0.700	X	4.150	=	2.905
2			1.225	X	0.300	=	0.368
3			3.850	X	1.035	=	3.985
4			6.650	X	7.910	=	52.602
5			1.875	X	1.965	=	3.684
6			0.080	X	0.900	=	0.072
7			5.305	X	5.985	=	31.750
8			4.000	X	1.700	=	6.800
TOTAL						=	102.166
Subtraction							
S1			0.875	X	0.610	=	0.534
TOTAL							0.534
TOTAL AREA						=	101.632
F.A.R AREA OF BALCONY (UNIT-1) = X1 / 4							
X1			4.550	X	0.025	=	0.114
X2			3.050	X	0.325	=	0.991
X3			4.740	X	0.025	=	0.119
TOTAL						=	1.224
TOTAL (B)						=	0.306
TOTAL UNIT F.A.R AREA						=	101.938

NON F.A.R AREA OF BALCONY (UNIT-1)							
Y1			0.700	X	0.160	=	0.112
Y2			4.550	X	1.500	=	6.825
Y3			3.050	X	1.500	=	4.575
Y4			4.740	X	1.500	=	7.110
(3/4 AREA OF BALCONY) X1 (1.224 - 0.306)						=	0.918
TOTAL AREA (C)						=	19.540

F.A.R. COVERED AREA CALCULATION FOR TYPE UNIT - 1B							
S.NO.	PARTICULARS						AREA (SQMT)
1			0.700	X	4.150	=	2.905
2			1.225	X	0.300	=	0.368
3			3.850	X	1.035	=	3.985
4			6.650	X	7.910	=	52.602
5			1.875	X	1.965	=	3.684
6			0.080	X	0.900	=	0.072
7			5.305	X	5.985	=	31.750
8			4.000	X	1.700	=	6.800
TOTAL						=	102.166
Subtraction							
S1			0.875	X	0.610	=	0.534
TOTAL							0.534
TOTAL AREA						=	101.632
F.A.R AREA OF BALCONY (UNIT-1B) = X1 / 4							
X1			4.550	X	0.025	=	0.114
X2			3.430	X	0.325	=	1.115
X3			3.130	X	1.000	=	3.130
X4	0.5	X	2.880	X	0.150	=	0.216
X5			4.740	X	0.025	=	0.119
TOTAL						=	4.693
TOTAL (B)						=	1.173
TOTAL UNIT F.A.R AREA						=	102.805

NON F.A.R AREA OF BALCONY (UNIT-1B)							
Y1			0.700	X	0.160	=	0.112
Y2			4.550	X	1.500	=	6.825
Y3			3.350	X	1.500	=	5.025
Y4			0.080	X	0.600	=	0.048
Y5			4.740	X	1.500	=	7.110
(3/4 AREA OF BALCONY) X1 (4.693 - 1.173)						=	3.520
TOTAL AREA (C)						=	22.640

F.A.R. COVERED AREA CALCULATION FOR TYPE UNIT - 1C							
S.NO.	PARTICULARS						AREA (SQMT)
1			0.700	X	4.150	=	2.905
2			1.225	X	0.300	=	0.368
3			3.850	X	1.035	=	3.985
4			6.650	X	7.910	=	52.602
5			1.875	X	1.965	=	3.684
6			0.080	X	0.900	=	0.072
7			5.305	X	5.985	=	31.750
8			4.000	X	1.700	=	6.800
TOTAL						=	102.166
Subtraction							
S1			0.875	X	0.610	=	0.534
TOTAL							0.534
TOTAL AREA						=	101.632
F.A.R AREA OF BALCONY (UNIT-1C) = X1 / 4							
X1			4.550	X	0.025	=	0.114
X2			3.430	X	0.325	=	1.115
X3			2.880	X	1.150	=	3.312
X4	0.5	X	2.880	X	0.150	=	0.216
X5			0.250	X	1.300	=	0.325
X6			4.740	X	0.025	=	0.119
TOTAL						=	5.200
TOTAL (B)						=	1.300
TOTAL UNIT F.A.R AREA						=	102.932

NON F.A.R AREA OF BALCONY (UNIT-1C)							
Y1			0.700	X	0.160	=	0.112
Y2			4.550	X	1.500	=	6.825
Y3			3.350	X	1.500	=	5.025
Y4			0.080	X	0.600	=	0.048
Y5			4.740	X	1.500	=	7.110
(3/4 AREA OF BALCONY) X1 (5.200- 1.300)						=	3.900
TOTAL AREA (C)						=	23.020

F.A.R. COVERED AREA CALCULATION FOR CIRCULATION							
S.NO.	PARTICULARS						AREA (SQMT)
A1			3.250	X	5.400	=	17.550
A2	2	X	0.200	X	0.600	=	0.240
A3			2.255	X	1.700	=	3.834
A4			2.200	X	3.800	=	8.360
A5			0.410	X	1.450	=	0.595
A6			4.750	X	0.230	=	1.093
A7			2.025	X	0.160	=	0.324
A8			0.200	X	1.050	=	0.210
A9			2.610	X	1.700	=	4.437
TOTAL						=	36.642
Subtraction							
R1			0.300	X	2.400	=	0.720
TOTAL							0.720
TOTAL AREA						=	35.922

TOTAL F.A.R. AREA AT 19TH FLOOR							
S.NO.		PARTICULARS					AREA (SQMT)
F.A.R AREA OF UNIT- 1	=	101.938	X	2	=	203.875
F.A.R AREA OF UNIT- 1B	=	102.805	X	1	=	102.805
F.A.R AREA OF UNIT- 1C	=	102.932	X	1	=	102.932
F.A.R AREA OF CIRCULATION					=	35.922
TOTAL F.A.R AREA					=	445.534

19TH FLOOR NON F.A.R AREA OF BALCONY							
UNIT - 1			19.540	X	2	=	39.079
UNIT - 1B			22.640	X	1	=	22.640
UNIT - 1C			23.020	X	1	=	23.020
ELECTRICAL SHAFT & F.H.C SHAFT							
N1			3.600	X	0.600	=	2.160
N2			2.100	X	0.600	=	1.260
TOTAL AREA						=	88.159

AREA CALCULATION TOWARDS 15% ADDITIONAL F.A.R							
S.NO.	PARTICULARS						AREA (SQMT)
FIRE STAIRECASE AREA							
B1			6.020	X	3.550	=	21.371
B2			1.610	X	0.215	=	0.346
B3			0.410	X	0.250	=	0.103
B4			5.240	X	2.300	=	12.052
LIFT LOBBY							
B5			2.200	X	3.750	=	8.250
B6			2.400	X	1.200	=	2.880
CUPBOARD							
C1	4	X	1.610	X	0.560	=	3.606
C2	4	X	1.610	X	0.600	=	3.864
REFUGE AREA							
G1			4.210	X	1.200	=	5.052
G2			4.615	X	1.415	=	6.530
G3			0.780	X	2.300	=	1.794
G4			3.005	X	6.065	=	18.225
TOTAL						=	84.074
Subtraction							
R2			2.700	X	0.300	=	0.810
R3			2.550	X	2.050	=	5.228
N2			2.100	X	0.600	=	1.260
TOTAL							7.298
TOTAL AREA							76.776

OWNER'S SIGN

PERFECT MEGASTRUCTURE PVT. LTD.

ARCHITECT'S SIGN

VISHAL SHARMA ARCHITECT CA-98/23261 9910164856 NEW DELHI

भवन प्रकोष्ठ, नोएडा

CAP-III 307/1131 19.7.19

Map for proposed Building is as per Bye Laws. Submitted for approval please.

Asstt. Asstt.Arch. Architect

F.A.R AREA

COUNTED IN 15 % F.A.R AREA

NON F.A.R AREA

AREA COUNTED IN 1/4 F.A.R

KEY PLAN

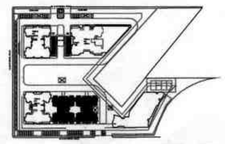

SUBMISSION DRAWING

CLIENT

PERFECT MEGASTRUCTURE PVT.LTD.

PROJECT

PROPOSED GROUP HOUSING FOR IVY COUNTY AT PLOT NO.-15, SECTOR-75, NOIDA, (U.P.).

DATE	PROJECT INCHARGE	CHECKED BY
29 - 09 - 2018	AMAR NATH	RAVINDRA SIINGH
SCALE	DEALT BY	APPROVED BY
1:100	SATPARKASH	VISHAL SHARMA

DRAWING TITLE

19TH FLOOR PLAN

TOWER -C

NORTH POINT

This drawing is a "COPYRIGHT" contents of this drawing or part thereof may not be used or reproduced without the permission of the Architect

ARCHITECTS

Confluence

B- 421,NEW FRIENDS COLONY,N.D-65 INDIA architecture

Ph- +91-11-46130600 Ph- +91-11-46564788 cds@inconfluence.com www.inconfluence.com urban design interiors hospitality

Member of IGBC ISO - 9001 : 2000

DRAWING NO. S-41

REVISION R0

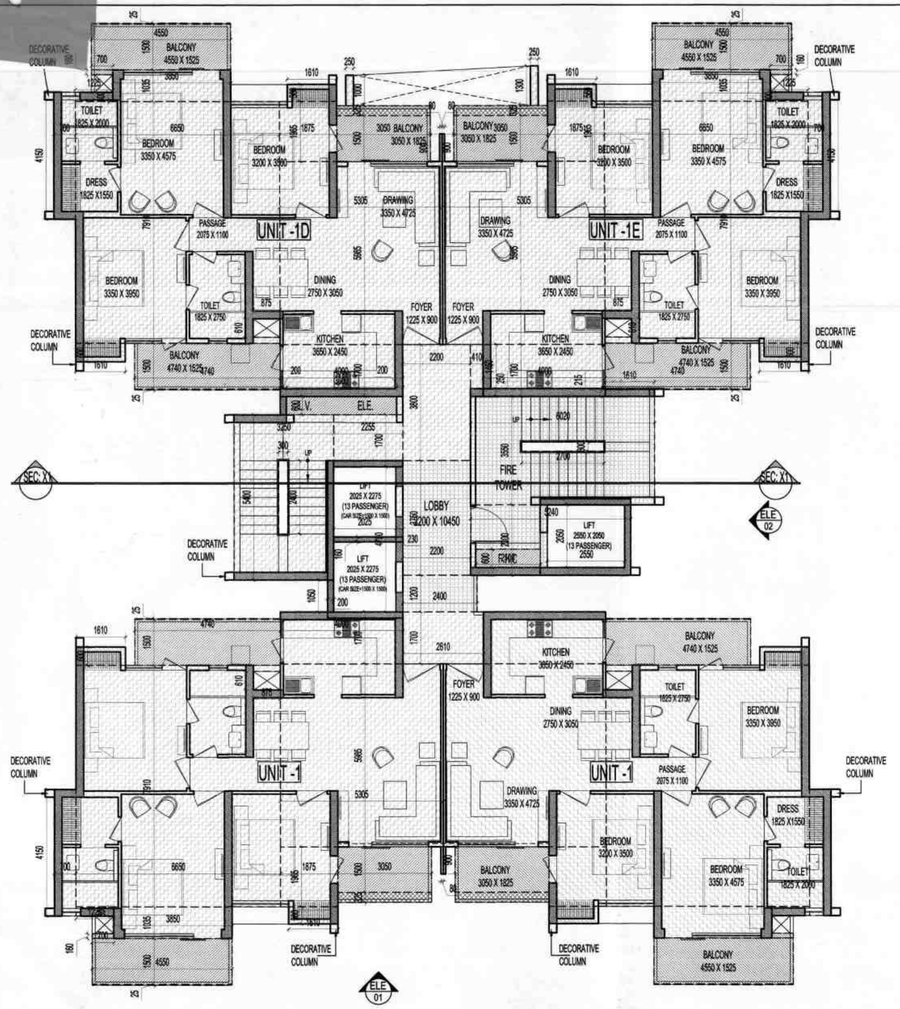

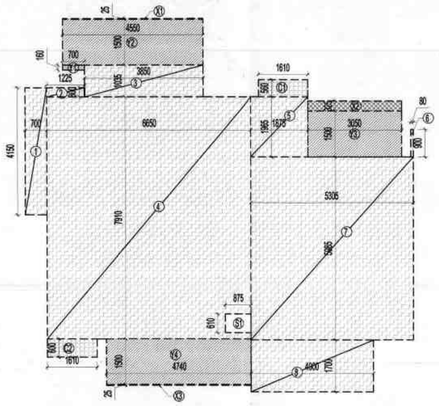

AREA DIAGRAM FOR TYPE UNIT -1

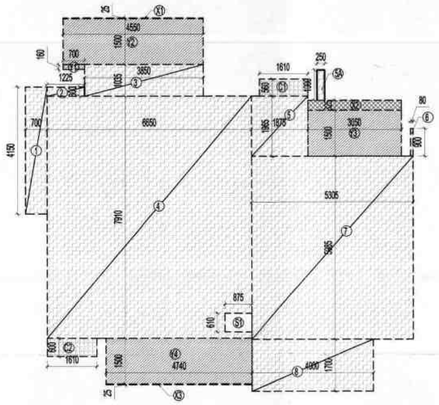

AREA DIAGRAM FOR TYPE UNIT -1D

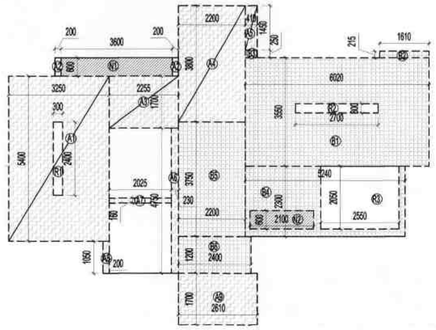

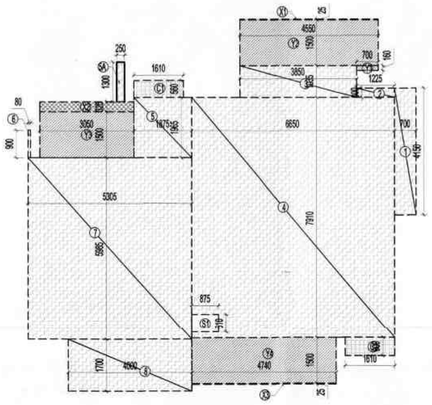

AREA DIAGRAM FOR TYPE UNIT -1E

F.A.R. COVERED AREA CALCULATION FOR TYPE UNIT - 1D							
S.NO.	PARTICULARS						AREA (SQMT)
1		0.700	X	4.150	=	2.905
2		1.225	X	0.300	=	0.368
3		3.850	X	1.035	=	3.985
4		6.650	X	7.910	=	52.602
5		1.875	X	1.965	=	3.684
5A		0.250	X	1.000	=	0.250
6		0.080	X	0.900	=	0.072
7		5.305	X	5.985	=	31.750
8		4.000	X	1.700	=	6.800
TOTAL					=	102.416
Subtraction						
S1		0.875	X	0.610	=	0.534
TOTAL						0.534
TOTAL AREA					=	101.882
F.A.R AREA OF BALCONY (UNIT-1D) = X1 / 4						
X1		4.550	X	0.025	=	0.114
X2		3.050	X	0.325	=	0.991
X3		4.740	X	0.025	=	0.119
TOTAL					=	1.224
TOTAL (B)					=	0.306
TOTAL UNIT F.A.R AREA					=	102.188

NON F.A.R AREA OF BALCONY (UNIT-1D)						
Y1		0.700	X	0.160	=	0.112
Y2		4.550	X	1.500	=	6.825
Y3		3.050	X	1.500	=	4.575
Y4		4.740	X	1.500	=	7.110
(3/4 AREA OF BALCONY) X1 (1.224 - 0.306)					=	0.918
TOTAL AREA (C)					=	19.540

F.A.R. COVERED AREA CALCULATION FOR TYPE UNIT - 1E							
S.NO.	PARTICULARS						AREA (SQMT)
1		0.700	X	4.150	=	2.905
2		1.225	X	0.300	=	0.368
3		3.850	X	1.035	=	3.985
4		6.650	X	7.910	=	52.602
5		1.875	X	1.965	=	3.684
5A		0.250	X	1.300	=	0.325
6		0.080	X	0.900	=	0.072
7		5.305	X	5.985	=	31.750
8		4.000	X	1.700	=	6.800
TOTAL					=	102.491
Subtraction						
S1		0.875	X	0.610	=	0.534
TOTAL						0.534
TOTAL AREA					=	101.957
F.A.R AREA OF BALCONY (UNIT-1E) = X1 / 4						
X1		4.550	X	0.025	=	0.114
X2		3.050	X	0.325	=	0.991
X3		4.740	X	0.025	=	0.119
TOTAL					=	1.224
TOTAL (B)					=	0.306
TOTAL UNIT F.A.R AREA					=	102.263

NON F.A.R AREA OF BALCONY (UNIT-1E)						
Y1		0.700	X	0.160	=	0.112
Y2		4.550	X	1.500	=	6.825
Y3		3.050	X	1.500	=	4.575
Y4		4.740	X	1.500	=	7.110
(3/4 AREA OF BALCONY) X1 (1.224 - 0.306)					=	0.918
TOTAL AREA (C)					=	19.540

F.A.R. COVERED AREA CALCULATION FOR TYPE UNIT - 1							
S.NO.	PARTICULARS						AREA (SQMT)
1		0.700	X	4.150	=	2.905
2		1.225	X	0.300	=	0.368
3		3.850	X	1.035	=	3.985
4		6.650	X	7.910	=	52.602
5		1.875	X	1.965	=	3.684
6		0.080	X	0.900	=	0.072
7		5.305	X	5.985	=	31.750
8		4.000	X	1.700	=	6.800
TOTAL					=	102.166
Subtraction						
S1		0.875	X	0.610	=	0.534
TOTAL						0.534
TOTAL AREA					=	101.632
F.A.R AREA OF BALCONY (UNIT-1) = X1 / 4						
X1		4.550	X	0.025	=	0.114
X2		3.050	X	0.325	=	0.991
X3		4.740	X	0.025	=	0.119
TOTAL					=	1.224
TOTAL (B)					=	0.306
TOTAL UNIT F.A.R AREA					=	101.938

NON F.A.R AREA OF BALCONY (UNIT-1)						
Y1		0.700	X	0.160	=	0.112
Y2		4.550	X	1.500	=	6.825
Y3		3.050	X	1.500	=	4.575
Y4		4.740	X	1.500	=	7.110
(3/4 AREA OF BALCONY) X1 (1.224 - 0.306)					=	0.918
TOTAL AREA (C)					=	19.540

F.A.R. COVERED AREA CALCULATION FOR CIRCULATION							
S.NO.	PARTICULARS						AREA (SQMT)
A1			3.250	X	5.400	=	17.550
A2	2	X	0.200	X	0.600	=	0.240
A3			2.255	X	1.700	=	3.834
A4			2.200	X	3.800	=	8.360
A5			0.410	X	1.450	=	0.595
A6			4.750	X	0.230	=	1.093
A7			2.025	X	0.160	=	0.324
A8			0.200	X	1.050	=	0.210
A9			2.610	X	1.700	=	4.437
TOTAL						=	36.642
Subtraction							
R1			0.300	X	2.400	=	0.720
TOTAL							0.720
TOTAL AREA						=	35.922

AREA CALCULATION TOWARDS 15% ADDITIONAL F.A.R							
S.NO.	PARTICULARS						AREA (SQMT)
FIRE STAIRECASE AREA							
B1			6.020	X	3.550	=	21.371
B2			1.610	X	0.215	=	0.346
B3			0.410	X	0.250	=	0.103
B4			5.240	X	2.300	=	12.052
LIFT LOBBY							
B5			2.200	X	3.750	=	8.250
B6			2.400	X	1.200	=	2.880
CUPBOARD							
C1	4	X	1.610	X	0.560	=	3.606
C2	4	X	1.610	X	0.600	=	3.864
TOTAL						=	52.472
Subtraction							
R2			2.700	X	0.300	=	0.810
R3			2.550	X	2.050	=	5.228
N2			2.100	X	0.600	=	1.260
TOTAL							7.298
TOTAL AREA							45.175

TOTAL F.A.R. AREA AT 20TH FLOOR						
S.NO.	PARTICULARS					AREA (SQMT)
F.A.R AREA OF UNIT- 1	=	101.938	X	2	=	203.875
F.A.R AREA OF UNIT- 1D	=	102.188	X	1	=	102.188
F.A.R AREA OF UNIT- 1E	=	102.263	X	1	=	102.263
F.A.R AREA OF CIRCULATION					=	35.922
TOTAL F.A.R AREA					=	444.247

20TH FLOOR NON F.A.R AREA OF BALCONY						
UNIT - 1		19.540	X	2	=	39.079
UNIT - 1D		19.540	X	1	=	19.540
UNIT - 1E		19.540	X	1	=	19.540
ELECTRICAL SHAFT & F.H.C SHAFT						
N1		3.600	X	0.600	=	2.160
N2		2.100	X	0.600	=	1.260
TOTAL AREA					=	81.579

भवन के अग्र पृष्ठ एवं पश्च सैट बैक में अतिक्रमण करने पर भारी जुर्माना शुल्क देना पड़ता है तथा अतिक्रमण को तोड़ना भी पड़ सकता है । अतः स्वीकृत मानचित्र के अनुसार ही निर्माण करें, अतिक्रमण न करें ।

Encrochments on front, Rear & Side setbacks invite heavy penalties. Encrochments could be demolised also Please avoide encrochments construct building as per Sanctioned Map.

भवन प्रस्तोता

नोटः 1. यह मानचित्र स्वीकृति की दिनांक से अधिक तम 5 वर्ष की अवधि तक वैध रहेगा बशर्ते पट्टेदार का पट्टे के अधिकार उपलब्ध हो अथवा उसने पूर्ण भूमि क्रय कर लिए हो । पट्टे के अधिकार उपलब्ध पुष्टीकरण न होने की दशा में मानचित्र की वैधता पट्टे की वैधता तिथि तक ही समझी जायेगी ।

2) आवेदी को अधिभाग प्रमाण पत्र हेतु आवेदन करते समय विकास प्रबंधक (आवास) से नियम अनुसार शुल्क अग्रिम प्राप्तकर प्रस्तुत करना होगा

भवन प्रस्तोता, नोएडा

आवेदी

निर्देश-आवेदी, आर्किटेक्ट एवं पदस्थ प्रतिनिधि शर्तों के पूर्णतया पालन करने हेतु बाध्य है ।

स्वीकृति

Map for proposed Building is as per Bye Laws/Submitted for approval please.

Jr. Asstt. Asstt. Arch. Architect

OWNER'S SIGN — PERFECT MEGASTRUCTURE PVT. LTD.

ARCHITECT'S SIGN — VISHAL SHARMA, ARCHITECT, CA-98/23261, 9310164856, NEW DELHI

F.A.R AREA

COUNTED IN 15 % F.A.R AREA

NON F.A.R AREA

AREA COUNTED IN 1/4 F.A.R

KEY PLAN

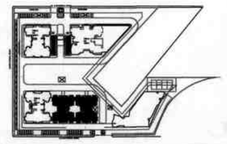

SUBMISSION DRAWING

CLIENT
PERFECT MEGASTRUCTURE PVT.LTD.

PROJECT
PROPOSED GROUP HOUSING FOR IVY COUNTY
AT PLOT NO.-15, SECTOR-75, NOIDA, (U.P.).

DATE	PROJECT INCHARGE	CHECKED BY
29 - 09 - 2018	AMAR NATH	RAVINDRA SIINGH
SCALE	DEALT BY	APPROVED BY
1:100	SATPARKASH	VISHAL SHARMA

DRAWING TITLE
20TH FLOOR PLAN

TOWER -C

NORTH POINT

This drawing is a "COPYRIGHT" contents of this drawing or part thereof may not be used or reproduced without the permission of the Architect

ARCHITECTS
Confluence

B-121,NEW FRIENDS COLONY,N.D-65 INDIA
Ph- +91-11-46130600 Ph- +91-11-40564798
cos@inconfluence.com www.inconfluence.com
Member of IGBC ISO - 9001 : 2000
architecture urban design hospitality interiors

DRAWING NO. S-42

REVISION R0

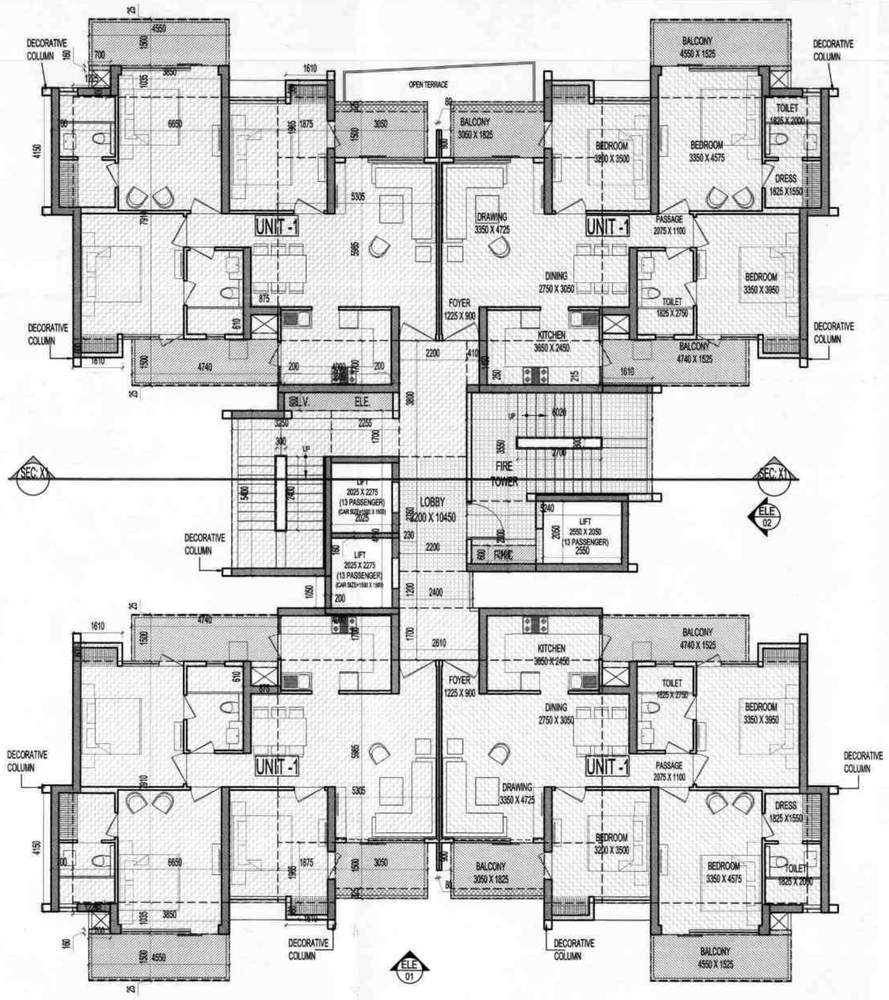

TOWER C - 21ST LEVEL FLOOR PLAN

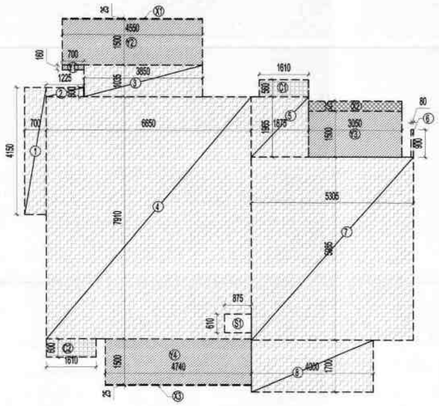

AREA DIAGRAM FOR TYPE UNIT -1

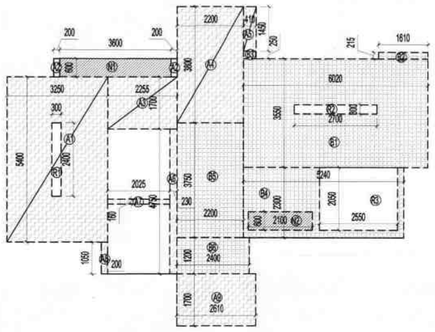

F.A.R. COVERED AREA CALCULATION FOR TYPE UNIT - 1							
S.NO.	PARTICULARS						AREA (SQMT)
1			0.700	X	4.150	=	2.905
2			1.225	X	0.300	=	0.368
3			3.850	X	1.035	=	3.985
4			6.650	X	7.910	=	52.602
5			1.875	X	1.965	=	3.684
6			0.080	X	0.900	=	0.072
7			5.305	X	5.985	=	31.750
8			4.000	X	1.700	=	6.800
TOTAL						=	102.166
Subtraction							
S1			0.875	X	0.610	=	0.534
TOTAL							0.534
TOTAL AREA						=	101.632
F.A.R AREA OF BALCONY (UNIT-1) = X1 / 4							
X1			4.550	X	0.025	=	0.114
X2			3.050	X	0.325	=	0.991
X3			4.740	X	0.025	=	0.119
TOTAL						=	1.224
TOTAL (B)						=	0.306
TOTAL UNIT F.A.R AREA						=	101.938

NON F.A.R AREA OF BALCONY (UNIT-1)							
Y1			0.700	X	0.160	=	0.112
Y2			4.550	X	1.500	=	6.825
Y3			3.050	X	1.500	=	4.575
Y4			4.740	X	1.500	=	7.110
(3/4 AREA OF BALCONY) X1 (1.224 - 0.306)						=	0.918
TOTAL AREA (C)						=	19.540

F.A.R. COVERED AREA CALCULATION FOR CIRCULATION							
S.NO.	PARTICULARS						AREA (SQMT)
A1			3.250	X	5.400	=	17.550
A2	2	X	0.200	X	0.600	=	0.240
A3			2.255	X	1.700	=	3.834
A4			2.200	X	3.800	=	8.360
A5			0.410	X	1.450	=	0.595
A6			4.750	X	0.230	=	1.093
A7			2.025	X	0.160	=	0.324
A8			0.200	X	1.050	=	0.210
A9			2.610	X	1.700	=	4.437
TOTAL						=	36.642
Subtraction							
R1			0.300	X	2.400	=	0.720
TOTAL							0.720
TOTAL AREA						=	35.922

AREA CALCULATION TOWARDS 15% ADDITIONAL F.A.R							
S.NO.	PARTICULARS						AREA (SQMT)
FIRE STAIRECASE AREA							
B1			6.020	X	3.550	=	21.371
B2			1.610	X	0.215	=	0.346
B3			0.410	X	0.250	=	0.103
B4			5.240	X	2.300	=	12.052
LIFT LOBBY							
B5			2.200	X	3.750	=	8.250
B6			2.400	X	1.200	=	2.880
CUPBOARD							
C1	4	X	1.610	X	0.560	=	3.606
C2	4	X	1.610	X	0.600	=	3.864
TOTAL						=	52.472
Subtraction							
R2			2.700	X	0.300	=	0.810
R3			2.550	X	2.050	=	5.228
N2			2.100	X	0.600	=	1.260
TOTAL							7.298
TOTAL AREA							45.175

TOTAL F.A.R. AREA AT 21ST FLOOR							
S.NO.	PARTICULARS						AREA (SQMT)
F.A.R AREA OF UNIT- 1		=	101.938	X	4	=	407.751
F.A.R AREA OF CIRCULATION						=	35.922
TOTAL F.A.R AREA						=	443.672

21TH FLOOR NON F.A.R AREA OF BALCONY							
UNIT - 1			19.540	X	4	=	78.159
ELECTRICAL SHAFT & F.H.C SHAFT							
N1			3.600	X	0.600	=	2.160
N2			2.100	X	0.600	=	1.260
TOTAL AREA						=	81.579

भवन के अग्र पार्श्व एवं पश्च सैट बैक में अतिक्रमण [illegible] योजन शुल्क देना पड़ता है [illegible] तिक्रमण को तोड़ना भी पड़ [illegible] स्वीकृत मानचित्र के अनुसार ही [illegible] करें, अतिक्रमण न करें ।

Encroachments on front, Rear & Side setbacks invite heavy penalties. Encroachments could be demolished also Please remove encroachments construct building as per Sanctioned Map.

भवन प्रस्तावक

नोटः 1. यह मानचित्र स्वीकृति की दिनांक से अधिक तम 5 वर्ष की अवधि तक वैध रहेगा बशर्ते पट्टेदार का पट्टे के अधिकार उपलब्ध हो अथवा उसने पूर्व जीवित करा लिए हो । पट्टे के अधिकार उपलब्ध पुर्नजीवित न होने की दशा में मानचित्र की वैधता पट्टे की वैधता तिथि तक ही समझी जाएगी ।

(2) बायटो का अधिशेष क्षेत्रफल एफ.एस.आई. इसके समय विकास प्रबंधक (आवास) के नियम अनुसार सक्षम प्राधिकरण प्राप्तकर प्रस्तुत करना होगा

Map for proposed Building is as per Bye Laws. Submitted for approval please.

Asstt. Asstt.Arch. Architect

भवन प्रस्ताव, नोएडा

अनापत्ति

निर्माण-एवं विकास, [illegible] एवं पट्टा प्रस्ताव शर्तों की पूर्णतया पालन करने हेतु प्रस्तुत है ।

अधिकृत हस्ताक्षर

नाम

पदनाम

विभाग

(चक्र प्रस्तावक)

OWNER'S SIGN — PERFECT MEGASTRUCTURE PVT. LTD.

ARCHITECT'S SIGN — VISHAL SHARMA, ARCHITECT CA-98/23261, 9310164861, NEW DELHI

F.A.R AREA

COUNTED IN 15 % F.A.R AREA

NON F.A.R AREA

AREA COUNTED IN 1 / 4 F.A.R

KEY PLAN

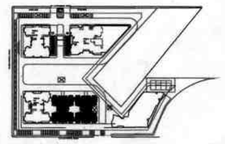

SUBMISSION DRAWING

CLIENT
PERFECT MEGASTRUCTURE PVT.LTD.

PROJECT
PROPOSED GROUP HOUSING FOR IVY COUNTY
AT PLOT NO.-15, SECTOR-75, NOIDA, (U.P.).

DATE	PROJECT INCHARGE	CHECKED BY
29 - 09 - 2018	AMAR NATH	RAVINDRA SIINGH
SCALE	DEALT BY	APPROVED BY
1:100	SATPARKASH	VISHAL SHARMA

DRAWING TITLE
21ST FLOOR PLAN

TOWER -C

NORTH POINT

This drawing is a "COPYRIGHT" contents of this drawing or part thereof may not be used or reproduced without the permission of the Architect

ARCHITECTS

Confluence

B- 421,NEW FRIENDS COLONY,N.D-65 INDIA
Ph- +91-11-46130600 Ph- +91-11-40584768
cos@inconfluence.com www.inconfluence.com
Member of ISBC ISO - 9001 : 2000
architecture urban design interiors hospitality

DRAWING NO. S-43

REVISION R0