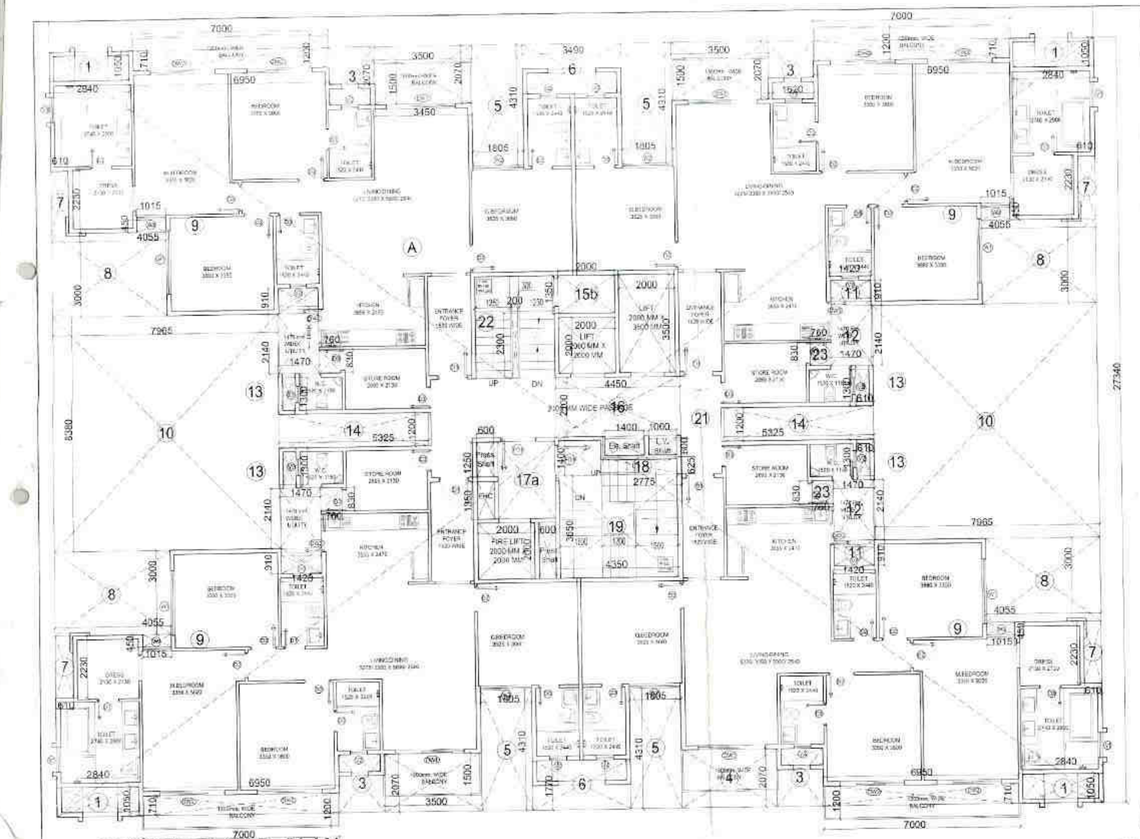

1 TYPICAL FLOOR PLAN
Scale:1:100

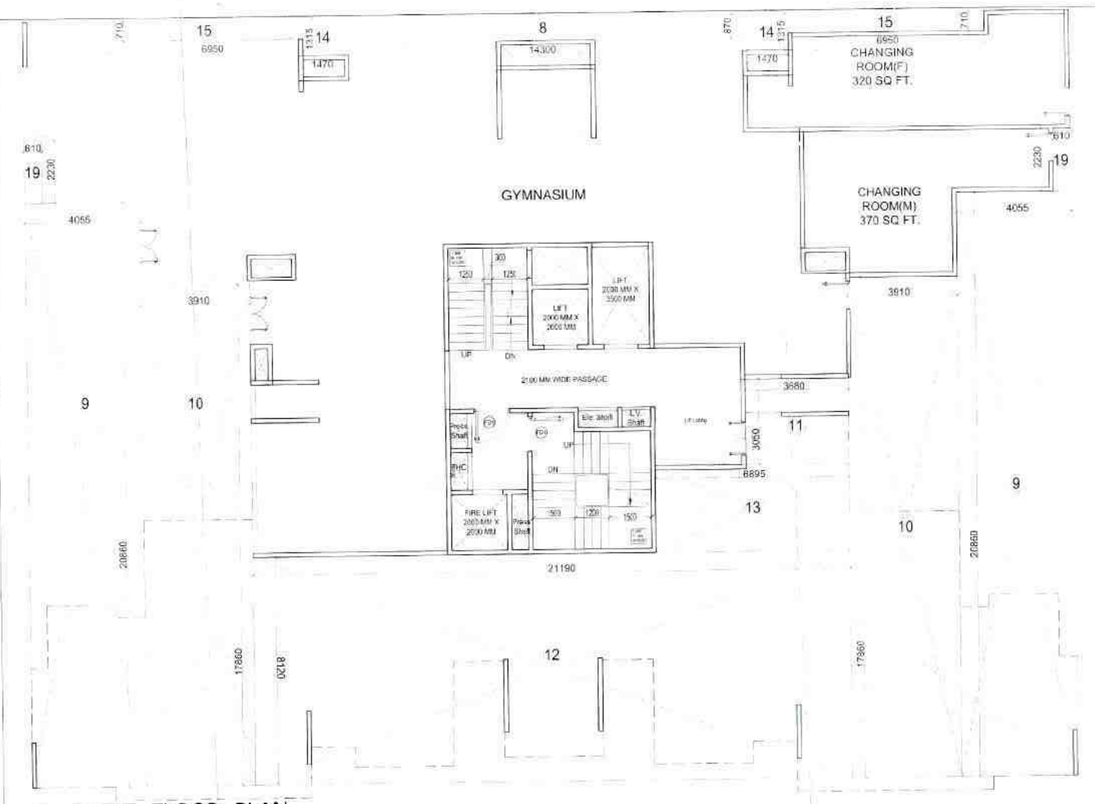

4 STILT FLOOR PLAN
Scale:1:100

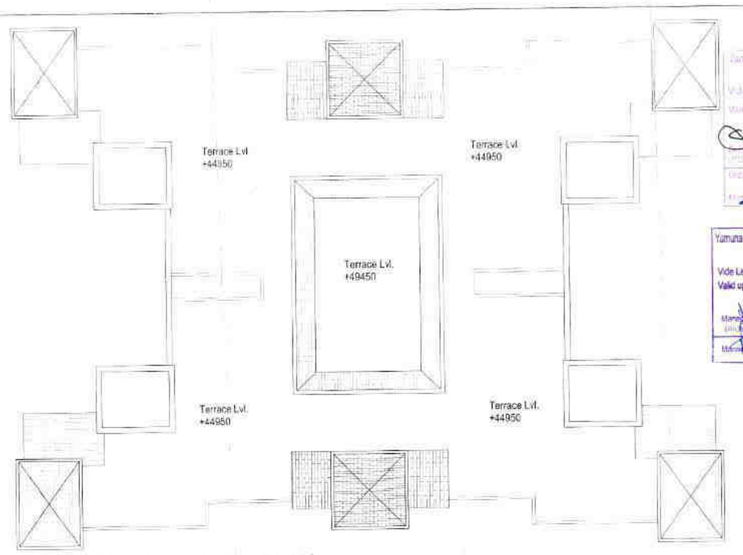

12 TERRACE FLOOR PLAN
Scale:1:100

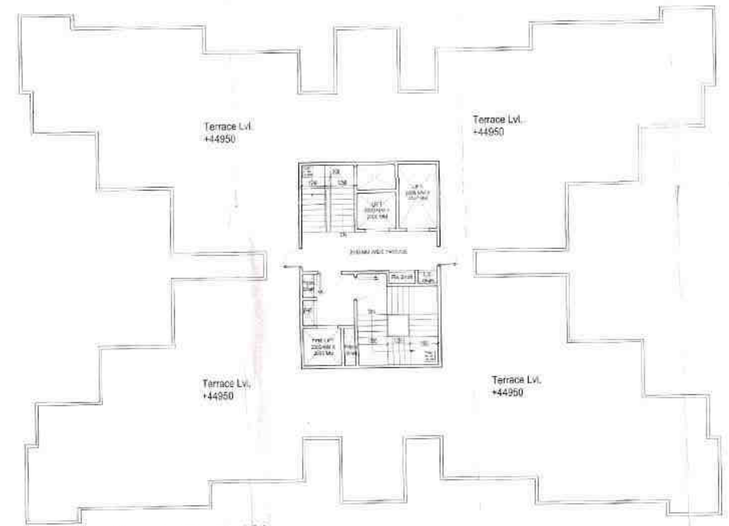

8 MUMTY LEVEL PLAN
Scale:1:150

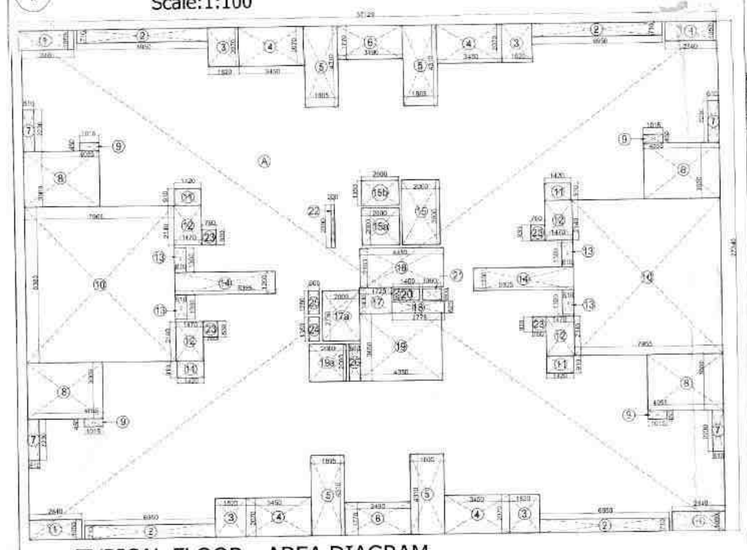

2 TYPICAL FLOOR - AREA DIAGRAM
Scale:1:150

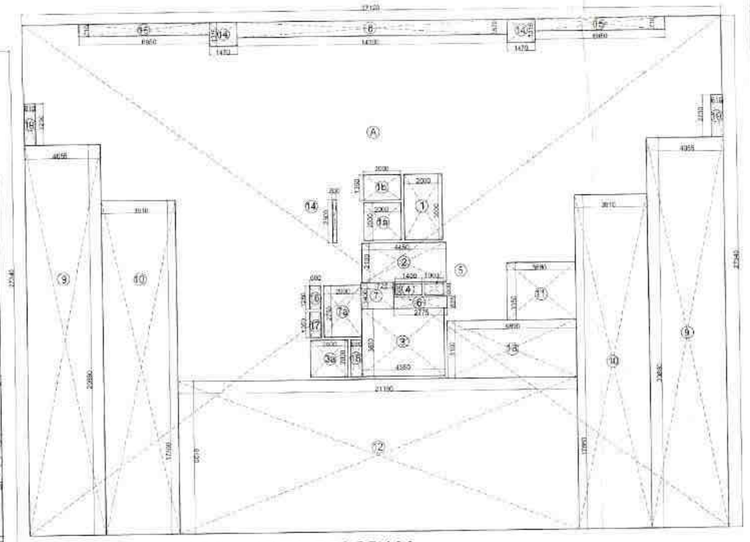

5 STILT FLOOR - AREA DIAGRAM
Scale:1:150

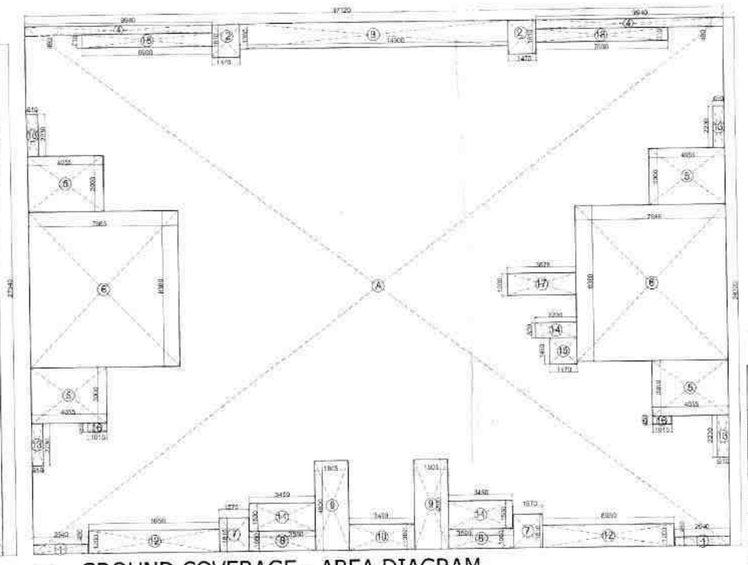

7 GROUND COVERAGE - AREA DIAGRAM
Scale:1:150

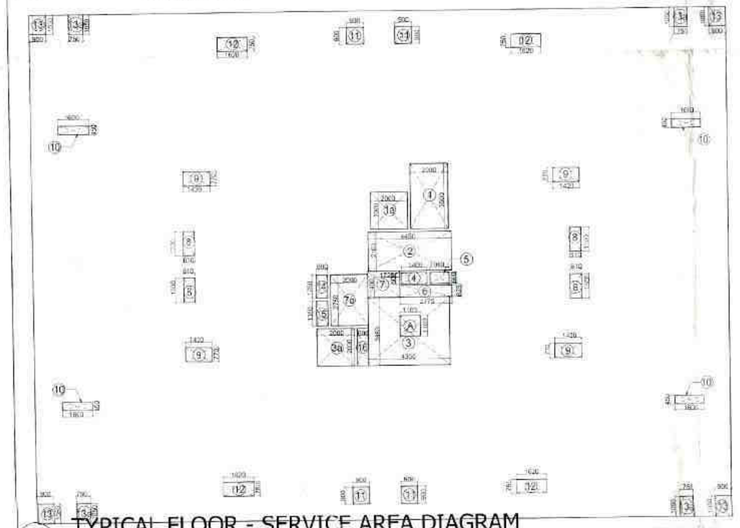

3 TYPICAL FLOOR - SERVICE AREA DIAGRAM
Scale:1:150

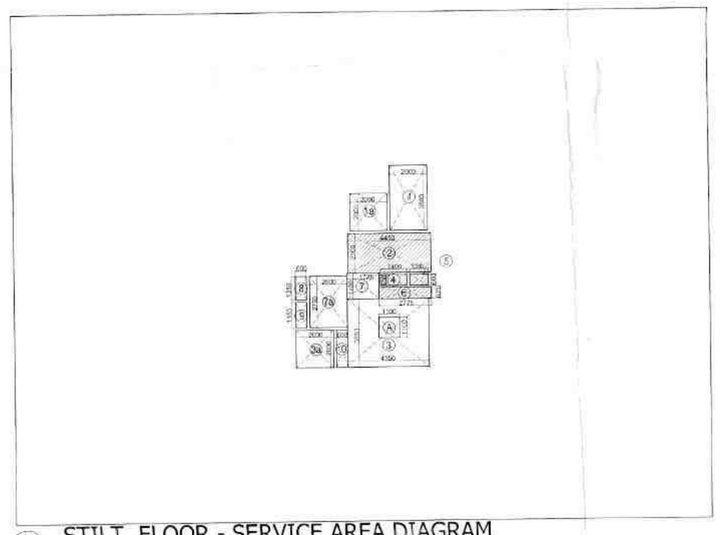

6 STILT FLOOR - SERVICE AREA DIAGRAM
Scale:1:150

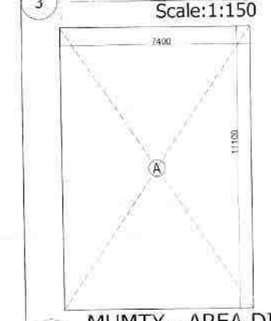

10 MUMTY - AREA DIAGRAM
Scale:1:100

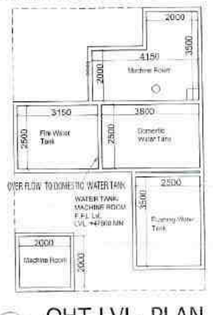

9 OHT LVL. PLAN
Scale:1:100

11 MACHINE ROOM/OHT - AREA DIAGRAM
Scale:1:100



Yamuna Expressway Industrial Development A...
RE-VALIDATION
Vide Letter No.
Valid upto Date
Member (Planning)

KEY PLAN

DOOR-WINDOW SCHRIBULE						
S.NO.	TAG	QTY.	OPENING SIZE	CILL LVL.	LINTEL LVL.	MATERIAL
1.	D1	4	1000 X 2250	-	2250	Wooden Flush Door
2.	D2	16	900 X 2250	-	2250	Wooden Flush Door
3.	D3	34	750 X 2250	-	2250	Wooden Flush Door
4.	FD1	2	1250 X 2250	-	2250	Fire Door
5.	DW-1	4	2450 X 2250	00/600	2250	Sliding glass Door
6.	DW-2	3	2300 X 2250	00/600	2250	Sliding glass Door
7.	DW-3	4	1350 X 2250	00/600	2250	Sliding glass Door
8.	W1	4	2300 X 1500	750	2250	Fixed glass window
9.	W2	4	1800 X 1500	750	2250	Fixed glass window
10.	W3	4	1215 X 1500	750	2250	Fixed glass window
11.	V1	4	900 X 750	1500	2250	Ventilator Window
12.	V2	10	600 X 750	1500	2250	Ventilator Window

FAR OF TOWER A1 (S+14)		
1.	FAR AT STILT FLOOR	415.691
2.	FAR AT TYPICAL FLOOR (1-12)	7379.346
3.	FAR AT PENT HOUSE (13-14)	1185.731
4.	TOTAL F.A.R	8980.769

BUILT UP OF TOWER A1 (S+14)		
1.	GROUND COVERAGE	744.784
2.	FAR AT PENTHOUSE (13-14)	1185.731
4.	FAR AT TYPICAL FLOOR (1-12)	7379.3463
5.	SERVICE FAR AT TYPICAL FLOOR (1-14)	1333.9234
6.	BUILT UP AREA OF MUMTY	82.140
7.	BUILT UP AREA OF WATER TANK	49.908
	TOTAL BUILT-UP	10777.732

STILT FLOOR AREA STATEMENT- Tower- A1

S.no.	Description	Type	Number	Dimension(Meter) Length	Breadth	Calculation	Answer	Unit
	ADDITION							
1	A	Rectangle	1	37.120	27.340	Length X breadth	1014.861	sqm.
	TOTAL ADDITIONS (A) =						1014.861	sqm.
	DEDUCTION (X)							
1	1	Rectangle	1	2.000	3.500	Length X breadth	7.000	sqm
2	2	Rectangle	1	4.450	2.100	Length X breadth	9.345	sqm.
3	3	Rectangle	1	4.350	3.650	Length X breadth	15.878	sqm.
4	4	Rectangle	1	1.400	0.600	Length X breadth	0.840	sqm.
5	5	Rectangle	1	1.000	0.500	Length X breadth	0.500	sqm.
6	6	Rectangle	1	2.775	0.625	Length X breadth	1.734	sqm.
7	7	Rectangle	1	1.725	1.400	Length X breadth	2.415	sqm.
8	8	Rectangle	4	0.619	1.300	Length X breadth	3.172	sqm.
9	9	Rectangle	4	1.425	0.775	Length X breadth	4.374	sqm.
10	10	Rectangle	4	1.600	0.450	Length X breadth	2.880	sqm.
11	11	Rectangle	4	0.900	0.900	Length X breadth	3.240	sqm.
12	12	Rectangle	4	1.500	0.750	Length X breadth	4.500	sqm.
13	13	Rectangle	4	0.900	1.050	Length X breadth	3.780	sqm.
14	14	Rectangle	1	0.600	1.250	Length X breadth	0.750	sqm.
15	15	Rectangle	1	0.600	1.350	Length X breadth	0.810	sqm.
16	16	Rectangle	1	0.600	2.000	Length X breadth	1.200	sqm.
17	1a	Rectangle	1	2.000	2.000	Length X breadth	4.000	sqm.
18	3a	Rectangle	1	2.000	2.000	Length X breadth	4.000	sqm.
19	7a	Rectangle	4	2.000	2.750	Length X breadth	22.000	sqm.
20	13a	Rectangle	4	0.750	1.050	Length X breadth	3.150	sqm.
	TOTAL ADDITION (A)						96.633	sqm.
	DEDUCTION							
1	A	Rectangle	1	1.100	1.100	Length X breadth	1.210	sqm.
	TOTAL DEDUCTION X)						1.210	sqm.
	FAR OF SERVICE AREA ACHIEVED ON STILT FLOOR						52.862	sqm.

Stilt parking Area = Ground Coverage - Stilt Floor F.A.R- 15% Utility F.A.R
= 744.78 - 415.69 - 52.86
= 276.23 Sq.M
Stilt Floor Car Parking @30 Sq.M/Car = 9.2 = SAY 9 No. Cars

TYPICAL FLOOR AREA STATEMENT- Tower- A1, A2 (1ST - 14TH FLOOR)

S.no.	Description	Type	Number	Dimension(Meter) Length	Breadth	Calculation	Answer	Unit
	ADDITION							
1	A	Rectangle	1	37.120	27.340	Length X breadth	1014.861	sqm.
	TOTAL ADDITIONS (A) =						1014.861	sqm.
	DEDUCTION (X)							
1	1	Rectangle	4	2.940	1.050	Length X breadth	11.928	sqm.
2	2	Rectangle	4	0.710	6.950	Length X breadth	19.738	sqm.
3	3	Rectangle	4	1.620	2.070	Length X breadth	13.414	sqm.
4	4	Rectangle	4	3.450	2.070	Length X breadth	28.566	sqm.
5	5	Rectangle	4	1.808	4.310	Length X breadth	31.118	sqm.
6	6	Rectangle	2	3.490	1.770	Length X breadth	12.356	sqm.
7	7	Rectangle	4	0.610	2.230	Length X breadth	5.441	sqm.
8	8	Rectangle	4	4.565	3.000	Length X breadth	43.660	sqm.
9	9	Rectangle	4	1.015	0.450	Length X breadth	1.827	sqm.
10	10	Rectangle	2	7.960	8.350	Length X breadth	133.110	sqm.
11	11	Rectangle	4	1.420	0.910	Length X breadth	5.169	sqm.
12	12	Rectangle	4	1.470	2.140	Length X breadth	12.583	sqm.
13	13	Rectangle	4	0.610	1.300	Length X breadth	3.172	sqm.
14	14	Rectangle	2	5.325	1.200	Length X breadth	12.780	sqm.
15	15	Rectangle	1	2.100	3.500	Length X breadth	7.350	sqm.
16	16	Rectangle	1	4.450	2.100	Length X breadth	9.345	sqm.
17	17	Rectangle	1	1.725	1.400	Length X breadth	2.415	sqm.
18	18	Rectangle	1	2.775	0.625	Length X breadth	1.734	sqm.
19	19	Rectangle	1	4.350	3.650	Length X breadth	15.878	sqm.
20	20	Rectangle	1	1.400	0.600	Length X breadth	0.840	sqm.
21	21	Rectangle	1	1.000	0.500	Length X breadth	0.500	sqm.
22	22	Rectangle	1	9.200	2.300	Length X breadth	21.160	sqm.
23	23	Rectangle	4	0.790	0.830	Length X breadth	2.523	sqm.
24	24	Rectangle	1	0.600	1.350	Length X breadth	0.810	sqm.
25	25	Rectangle	1	0.600	1.250	Length X breadth	0.750	sqm.
26	26	Rectangle	1	0.600	2.000	Length X breadth	1.200	sqm.
27	17a	Rectangle	1	2.000	2.750	Length X breadth	5.500	sqm.
28	19a	Rectangle	1	2.000	2.000	Length X breadth	4.000	sqm.
29	15a	Rectangle	1	2.000	2.000	Length X breadth	4.000	sqm.
28	15b	Rectangle	1	2.000	1.350	Length X breadth	2.700	sqm.
	TOTAL DEDUCTION (X)						399.915	sqm.
	FAR ACHIEVED ON TYPICAL FLOOR = (A - X)						614.946	SQM.

TYPICAL FLOOR - SERVICE AREA STATEMENT- Tower- A1, A2 (1ST-14 TH FLOOR)

S.no.	Description	Type	Number	Dimension(Meter) Length	Breadth	Calculation	Answer	Unit
	ADDITION							
1	1	Rectangle	1	2.000	3.500	Length X breadth	7.000	sqm.
2	2	Rectangle	1	4.450	2.100	Length X breadth	9.345	sqm.
3	3	Rectangle	1	4.425	3.725	Length X breadth	16.483	sqm.
4	4	Rectangle	1	1.400	0.600	Length X breadth	0.840	sqm.
5	5	Rectangle	1	1.000	0.500	Length X breadth	0.500	sqm.
6	6	Rectangle	1	2.775	0.625	Length X breadth	1.734	sqm.
7	7	Rectangle	1	1.725	1.400	Length X breadth	2.415	sqm.
8	8	Rectangle	4	0.619	1.300	Length X breadth	3.172	sqm.
9	9	Rectangle	4	1.425	0.775	Length X breadth	4.374	sqm.
10	10	Rectangle	4	1.600	0.450	Length X breadth	2.880	sqm.
11	11	Rectangle	4	0.900	0.900	Length X breadth	3.240	sqm.
12	12	Rectangle	4	1.500	0.750	Length X breadth	4.500	sqm.
13	13	Rectangle	4	0.900	1.050	Length X breadth	3.780	sqm.
14	14	Rectangle	1	0.600	1.250	Length X breadth	0.750	sqm.
15	15	Rectangle	1	0.600	1.350	Length X breadth	0.810	sqm.
16	16	Rectangle	1	0.600	2.000	Length X breadth	1.200	sqm.
17	1a	Rectangle	1	2.000	2.000	Length X breadth	4.000	sqm.
18	3a	Rectangle	1	2.000	2.000	Length X breadth	4.000	sqm.
19	7a	Rectangle	4	2.000	2.750	Length X breadth	22.000	sqm.
20	13a	Rectangle	4	0.750	1.050	Length X breadth	3.150	sqm.
	TOTAL ADDITION (A)						96.633	sqm.
	DEDUCTION							
1	A	Rectangle	1	1.100	1.100	Length X breadth	1.210	sqm.
	TOTAL DEDUCTION X)						1.210	sqm.
	FAR OF SERVICE AREA ACHIEVED ON TYPICAL FLOOR						95.423	sqm.

GROUND COVERAGE AREA STATEMENT- TOWER- A1 (S+14)

S.no.	Description	Type	Number	Dimension(Meter) Length	Breadth	Calculation	Answer	Unit
	ADDITION							
1	A	Rectangle	1	37.120	20.100	Length X breadth	1493.208	sqm.
	TOTAL ADDITIONS (A) =						1493.208	sqm.
	DEDUCTION (X)							
1	1	Rectangle	2	3.940	2.450	Length X breadth	2.881	sqm
2	2	Rectangle	2	1.410	1.810	Length X breadth	5.321	sqm
3	3	Rectangle	1	14.100	1.200	Length X breadth	16.848	sqm
4	4	Rectangle	2	6.040	0.800	Length X breadth	9.741	sqm
5	5	Rectangle	4	4.050	3.000	Length X breadth	48.601	sqm
6	6	Rectangle	2	7.960	8.350	Length X breadth	133.110	sqm
7	7	Rectangle	2	1.570	1.200	Length X breadth	3.768	sqm
8	8	Rectangle	2	3.960	1.000	Length X breadth	7.920	sqm
9	9	Rectangle	2	1.900	4.150	Length X breadth	17.635	sqm
10	10	Rectangle	1	1.400	1.100	Length X breadth	4.741	sqm
11	11	Rectangle	2	1.430	1.100	Length X breadth	3.146	sqm
12	12	Rectangle	2	0.900	1.100	Length X breadth	1.980	sqm
13	13	Rectangle	2	0.610	2.130	Length X breadth	2.599	sqm
14	14	Rectangle	1	2.220	0.900	Length X breadth	1.998	sqm
15	15	Rectangle	1	1.470	1.470	Length X breadth	2.161	sqm
16	16	Rectangle	2	0.710	1.710	Length X breadth	2.428	sqm
17	17	Rectangle	2	1.470	1.470	Length X breadth	4.322	sqm
18	18	Rectangle	2	0.710	1.710	Length X breadth	2.428	sqm
	TOTAL DEDUCTION (X)						268.454	sqm
	TOTAL GROUND COVERAGE ACHIEVED = (A - X)						744.754	SQM

STILT FLOOR - SERVICE AREA STATEMENT- (Tower- A1)

S.no.	Description	Type	Number	Dimension(Meter) Length	Breadth	Calculation	Answer	Unit
	ADDITION							
1	1	Rectangle	1	2.000	3.500	Length X breadth	7.000	sqm.
2	2	Rectangle	1	4.450	2.100	Length X breadth	9.345	sqm.
3	3	Rectangle	1	4.350	3.650	Length X breadth	15.878	sqm.
4	4	Rectangle	1	1.400	0.600	Length X breadth	0.840	sqm.
5	5	Rectangle	1	1.000	0.500	Length X breadth	0.500	sqm.
6	6	Rectangle	1	2.775	0.625	Length X breadth	1.734	sqm.
7	7	Rectangle	1	1.725	1.400	Length X breadth	2.415	sqm.
8	8	Rectangle	1	0.600	1.250	Length X breadth	0.750	sqm.
9	9	Rectangle	1	0.600	1.350	Length X breadth	0.810	sqm.
10	10	Rectangle	1	0.600	2.000	Length X breadth	1.200	sqm.
11	1a	Rectangle	1	2.000	2.000	Length X breadth	4.000	sqm.
12	7a	Rectangle	1	2.000	2.750	Length X breadth	5.500	sqm.
13	1a	Rectangle	1	2.000	2.000	Length X breadth	4.000	sqm.
	TOTAL ADDITION (A)						54.072	sqm.
	DEDUCTION							
1	A	Rectangle	1	1.100	1.100	Length X breadth	1.210	sqm.
	TOTAL DEDUCTION X)						1.210	sqm.
	FAR OF SERVICE AREA ACHIEVED ON STILT FLOOR						52.862	sqm.

MACHINE ROOM/WATER TANK AREA DETAIL- Tower- A1, A2

S.no.	Description	Type	Number	Dimension(Meter) Length	Breadth	Calculation	Answer	Unit
	ADDITION(A)							
1	A	Rectangle	1	7.400	11.100	Length X breadth	82.140	sqm.
	TOTAL ADDITIONS (A) =						82.140	sqm.
	DEDUCTION (X)							
1	1	Rectangle	1	2.950	3.650	Length X breadth	10.768	sqm.
2	2	Rectangle	1	2.150	1.100	Length X breadth	2.365	sqm.
3	3	Rectangle	1	2.200	2.200	Length X breadth	4.840	sqm.
4	4	Rectangle	1	2.100	4.950	Length X breadth	10.395	sqm.
5	5	Rectangle	1	3.800	0.600	Length X breadth	2.280	sqm.
	TOTAL DEDUCTION (X)						32.333	sqm.
	TOTAL BUILUP AREA OF MACHINE ROOM/WATER TANK (A-X) =						49.808	SQM

MUMTY BUILT-UP AREA DETAIL- Tower- A1, A2

S.no.	Description	Type	Number	Dimension(Meter) Length	Breadth	Calculation	Answer	Unit
	ADDITION (A)							
1	A	Rectangle	1	7.400	11.100	Length X breadth	82.140	sqm.
	TOTAL BUILUP AREA OF MUMTY (A) =						82.140	SQM

NOTE:
*TYPICAL AND TERRACE FLOOR OF TOWER A-2 IS SAME AS TOWER-1

NOTE:
1. ALL DIMENSIONS ARE IN MM.
2. BUILDING WILL BE DESIGNED (STRUCTURE) AS PER RELEVANT IS CODES FOR EARTHQUAKE RESISTANCE.
3. THIS DRAWING SHALL ONLY BE READ & NOT SCALED.

DRAWING TITLE:
SUBMISSION DRAWING FOR:-]
TOWER A1 &A2 (IMPERIA HOUSING, PLOT-A5)

PROJECT :
IMPERIA HOUSING IN JAYPEE GREENS SPORTS CITY SDZ SEC.-25 YEIDA AREA

TOWN PLANNER'S SIGNATURE

ARCHITECT'S SIGNATURE

OWNER'S SIGNATURE
for Imperia Structures Limited
Authorised Sign...

OWNER :
IMPERIA STRUCTURES LIMITED,
A-25, Mohan Cooperative Industrial Estate, Mathura Road, New Delhi-110044

Drawing Title:
STILT, AND TYPICAL PLAN AND AREA DIAGRAM TOWER- A1 (S+14)

SCALE :
AS MARKED

DATE :
30-07-2019

SHEET NO

YAMUNA EXPRESSWAY INDUSTRIAL DEVELOPMENT AUTHORITY:

ANOJ TEVATIA
B.Arch (Hons)
CA/2012/239

ASSOCIATE ARCHITECT | ARCHITECT | CHIEF ARCHITECT

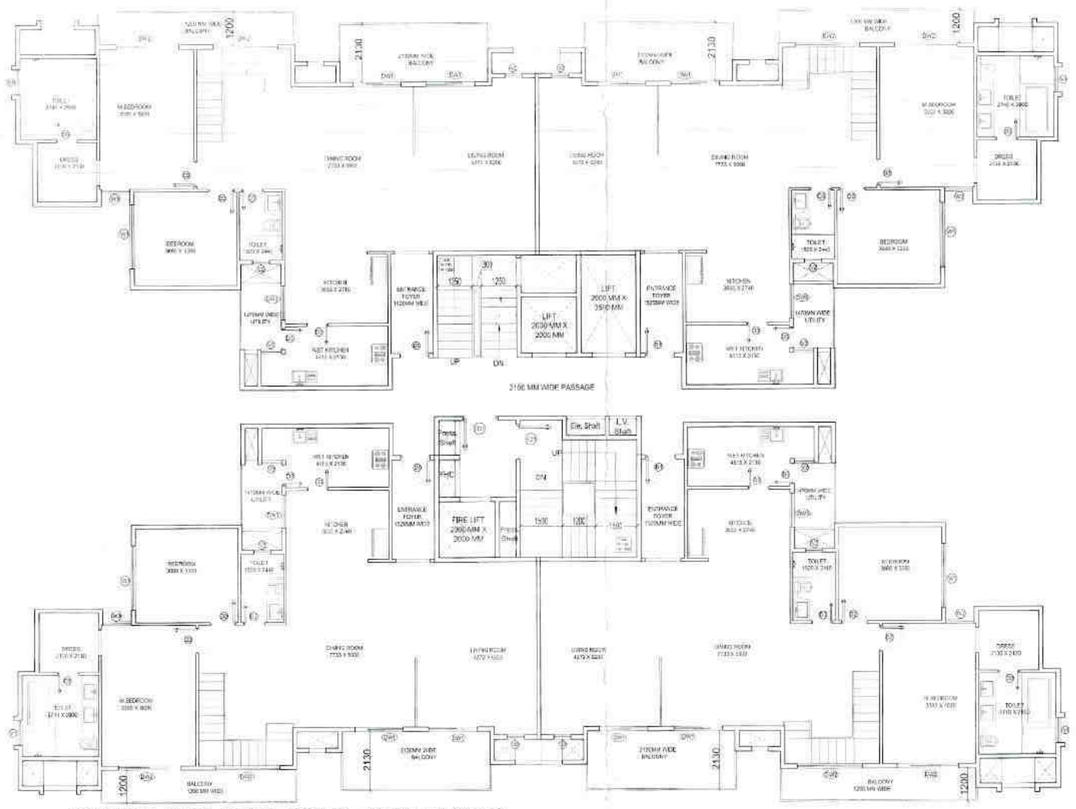

1 LOWER LEVEL PENT HOUSE (13th FLOOR)
Scale:1:100

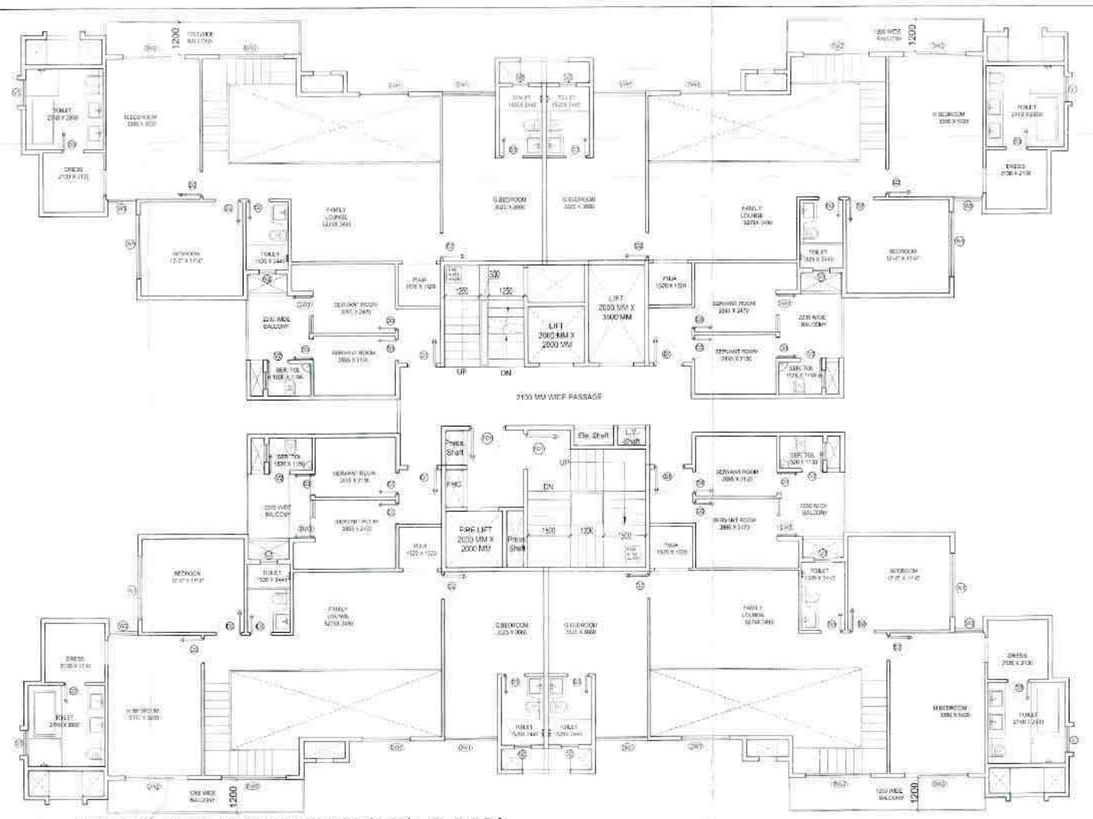

2 UPPER LEVEL PENT HOUSE (13th FLOOR)
Scale:1:100

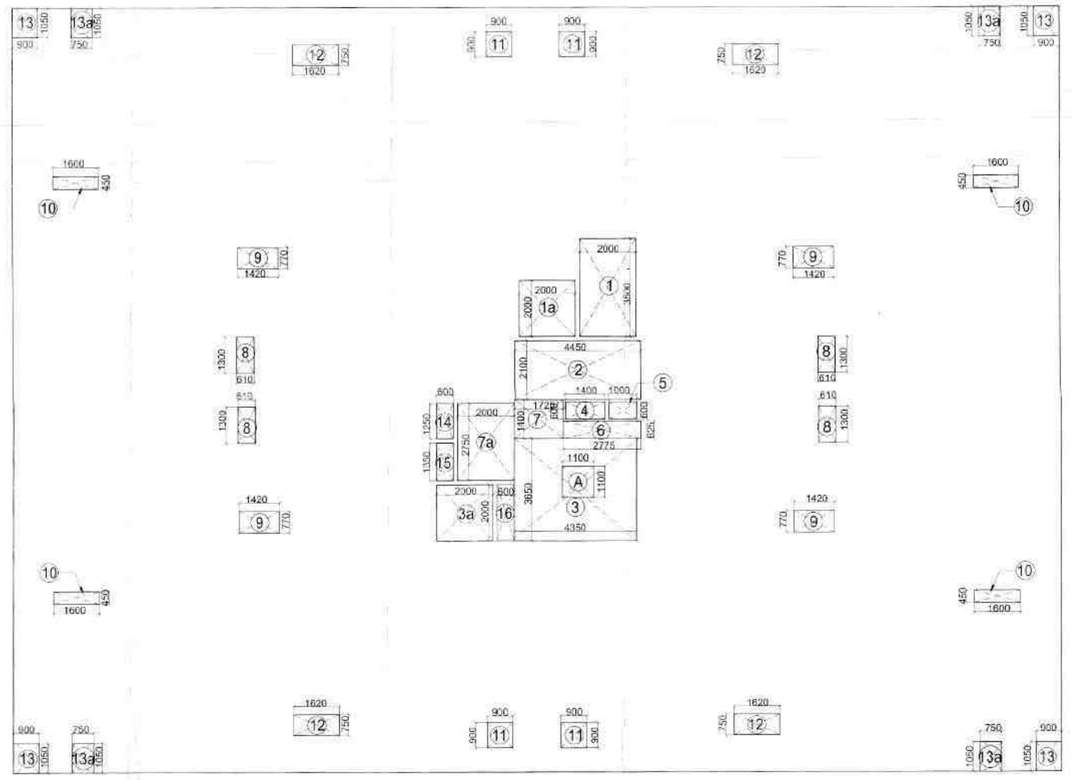

5 TYPICAL FLOOR - SERVICE AREA DIAGRAM
Scale:1:100

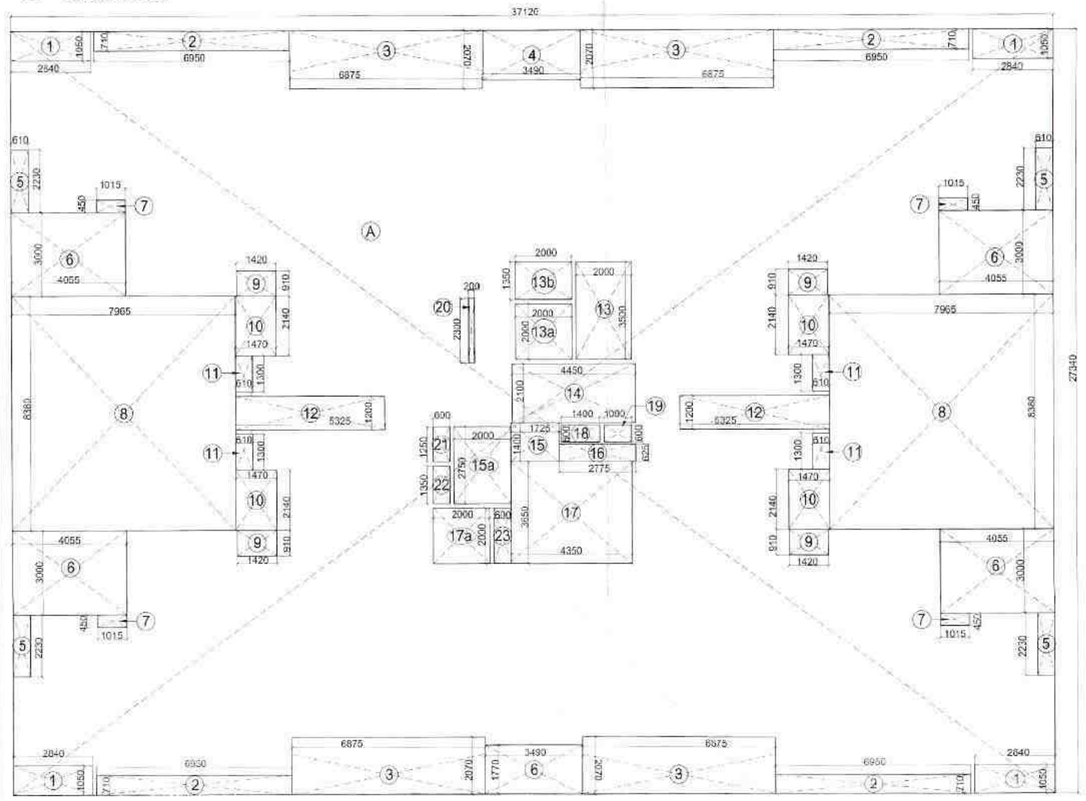

3 LOWER LEVEL PENTHOUSE- AREA DIAGRAM
Scale:1:100

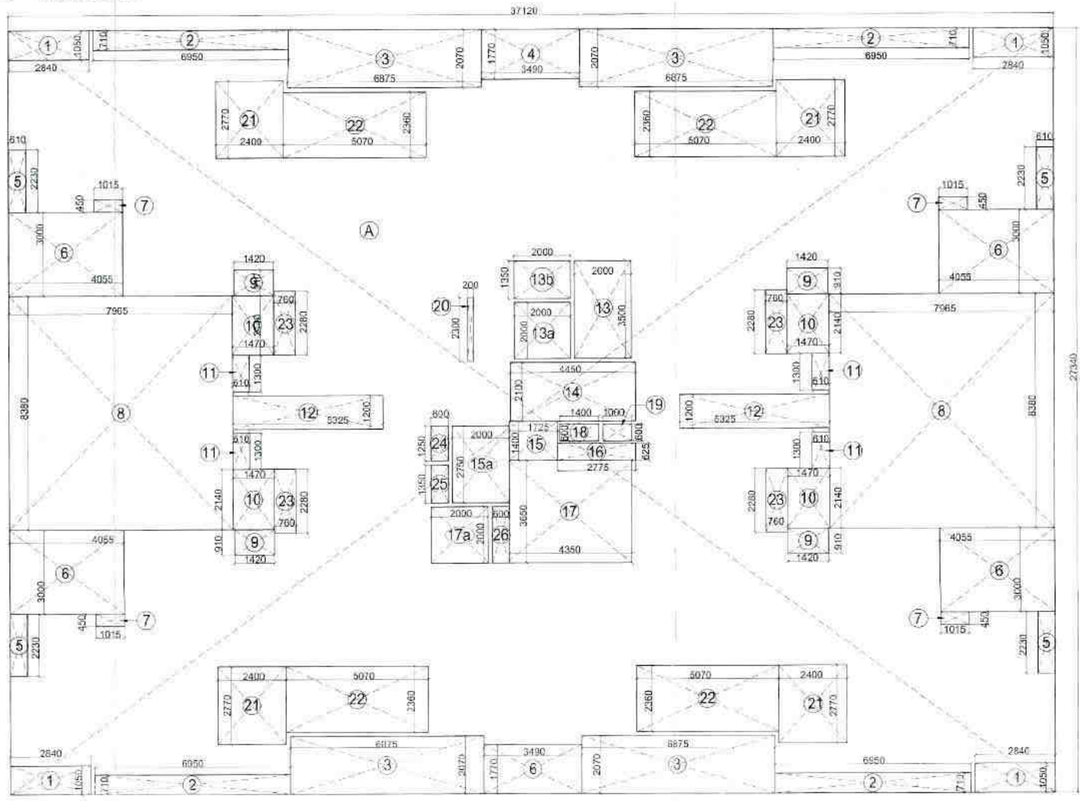

4 UPPER LEVEL PENTHOUSE- AREA DIAGRAM
Scale:1:100

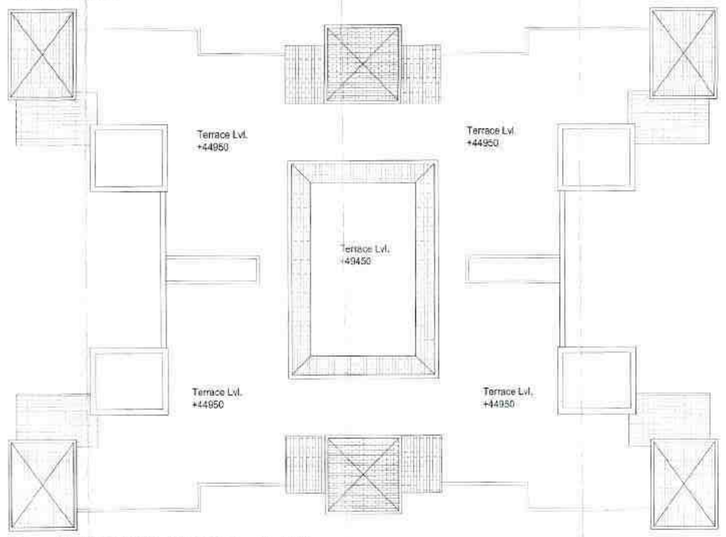

6 TERRACE FLOOR PLAN
Scale:1:100

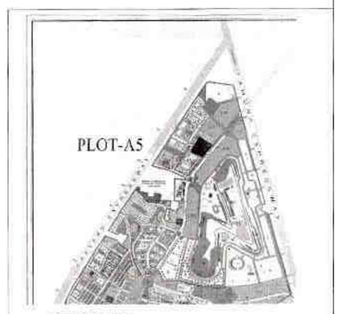

KEY PLAN

DOOR-WINDOW SCHEDULE

S.NO.	TAG	QTY.	OPENING SIZE	CILL LVL.	LINTEL LVL.	MATERIAL
1.	D1	4	1050 X 2250	-	2250	Wooden Flush Door
2.	D2	16	900 X 2250	-	2250	Wooden Flush Door
3.	D3	24	750 X 2250	-	2250	Wooden Flush Door
4.	FD1	2	1750 X 2250	-	2250	Fire Door
5.	DW-1	4	3450 X 3050	900/600	2250	Sliding glass Door
6.	DW-2	8	2300 X 2250	900/600	2250	Sliding glass Door
7.	DW-3	4	1350 X 2250	900/600	2250	Sliding glass Door
8.	W1	4	2300 X 1350	900	2250	Fixed glass window
9.	W2	4	1900 X 1350	900	2250	Fixed glass window
10.	W3	4	1015 X 1350	900	2250	Fixed glass window
11.	V1	4	900 X 750	1300	2250	Ventilator Window
12.	V2	16	600 X 750	1300	2250	Ventilator Window

NOTE:
*UPPER GROUND FLOOR OF TOWER A-2 IS SAME AS TYPICAL FLOOR

LOWER PENT HOUSE AREA STATEMENT- Tower- A1, A2 (13-14 TH FLOOR)

S.no.	Description	Type	Number	Dimension(Meter) Length	Dimension(Meter) Breadth	Calculation	Answer	Unit
	ADDITION							
1	A	Rectangle	1	37.120	27.340	Length X breadth	1014.861	sqm
						TOTAL ADDITIONS (A) =	1014.861	sqm.
	DEDUCTION (X)							
1	1	Rectangle	4	2.840	1.050	Length X breadth	11.928	sqm
2	2	Rectangle	4	6.950	0.710	Length X breadth	19.738	sqm
3	3	Rectangle	4	6.875	2.070	Length X breadth	56.925	sqm
4	4	Rectangle	2	3.490	1.770	Length X breadth	12.355	sqm
5	5	Rectangle	4	0.910	2.230	Length X breadth	5.441	sqm
6	6	Rectangle	4	4.055	3.000	Length X breadth	48.660	sqm
7	7	Rectangle	4	1.015	0.450	Length X breadth	1.827	sqm
8	8	Rectangle	2	7.965	8.380	Length X breadth	133.493	sqm
9	9	Rectangle	4	1.420	0.910	Length X breadth	5.169	sqm
10	10	Rectangle	4	1.470	2.140	Length X breadth	12.583	sqm
11	11	Rectangle	4	0.610	1.300	Length X breadth	3.172	sqm
12	12	Rectangle	2	5.325	1.200	Length X breadth	12.780	sqm
13	13	Rectangle	1	2.000	3.500	Length X breadth	7.000	sqm
14	14	Rectangle	1	4.450	2.100	Length X breadth	9.345	sqm
15	15	Rectangle	1	1.725	1.400	Length X breadth	2.415	sqm
16	16	Rectangle	1	2.775	0.625	Length X breadth	1.734	sqm
17	17	Rectangle	1	4.350	3.650	Length X breadth	15.878	sqm
18	18	Rectangle	1	1.400	0.600	Length X breadth	0.840	sqm
19	19	Rectangle	1	1.000	0.600	Length X breadth	0.600	sqm
20	20	Rectangle	1	0.200	2.300	Length X breadth	0.460	sqm
21	21	Rectangle	1	0.600	1.250	Length X breadth	0.750	sqm
22	22	Rectangle	1	0.600	1.350	Length X breadth	0.810	sqm
23	23	Rectangle	1	0.600	2.000	Length X breadth	1.200	sqm
24	15a	Rectangle	1	2.000	2.750	Length X breadth	5.500	sqm
25	17a	Rectangle	1	2.000	2.000	Length X breadth	4.000	sqm
26	13a	Rectangle	1	2.000	2.000	Length X breadth	4.000	sqm
27	13b	Rectangle	1	2.000	1.350	Length X breadth	2.700	sqm
						TOTAL DEDUCTION (X)	381.303	sqm.
						FAR ACHIEVED ON LOWER PENTHOUSE = (A - X)	633.558	SQM.

UPPER PENT HOUSE AREA STATEMENT- Tower- A1, A2 (13-14 TH FLOOR)

S.no.	Description	Type	Number	Dimension(Meter) Length	Dimension(Meter) Breadth	Calculation	Answer	Unit
	ADDITION							
1	A	Rectangle	1	37.120	27.340	Length X breadth	1014.861	sqm
						TOTAL ADDITIONS (A) =	1014.861	sqm.
	DEDUCTION (X)							
1	1	Rectangle	4	2.840	1.050	Length X breadth	11.928	sqm
2	2	Rectangle	4	6.950	0.710	Length X breadth	19.738	sqm
3	3	Rectangle	4	6.875	2.070	Length X breadth	56.925	sqm
4	4	Rectangle	2	3.490	1.770	Length X breadth	12.355	sqm
5	5	Rectangle	4	0.610	2.230	Length X breadth	5.441	sqm
6	6	Rectangle	4	4.055	3.000	Length X breadth	48.660	sqm
7	7	Rectangle	4	1.015	0.450	Length X breadth	1.827	sqm
8	8	Rectangle	2	7.965	8.380	Length X breadth	133.493	sqm
9	9	Rectangle	4	1.420	0.910	Length X breadth	5.169	sqm
10	10	Rectangle	4	1.470	2.140	Length X breadth	12.583	sqm
11	11	Rectangle	4	0.610	1.300	Length X breadth	3.172	sqm
12	12	Rectangle	2	5.325	1.200	Length X breadth	12.780	sqm
13	13	Rectangle	1	2.000	3.500	Length X breadth	7.000	sqm
14	14	Rectangle	1	4.450	2.100	Length X breadth	9.345	sqm
15	15	Rectangle	1	1.725	1.400	Length X breadth	2.415	sqm
16	16	Rectangle	1	2.775	0.625	Length X breadth	1.734	sqm
17	17	Rectangle	1	4.350	3.650	Length X breadth	15.878	sqm
18	18	Rectangle	1	1.400	0.600	Length X breadth	0.840	sqm
19	19	Rectangle	1	1.000	0.600	Length X breadth	0.600	sqm
20	20	Rectangle	1	0.200	2.300	Length X breadth	0.460	sqm
21	21	Rectangle	4	2.400	2.770	Length X breadth	26.592	sqm
22	22	Rectangle	4	5.070	2.360	Length X breadth	47.861	sqm
23	23	Rectangle	4	0.760	2.280	Length X breadth	6.931	sqm
24	24	Rectangle	1	0.600	1.250	Length X breadth	0.750	sqm
25	25	Rectangle	1	0.600	1.350	Length X breadth	0.810	sqm
26	26	Rectangle	1	0.600	2.000	Length X breadth	1.200	sqm
27	15a	Rectangle	1	2.000	2.750	Length X breadth	5.500	sqm
28	17a	Rectangle	1	2.000	2.000	Length X breadth	4.000	sqm
29	13a	Rectangle	1	2.000	2.000	Length X breadth	4.000	sqm
30	13b	Rectangle	1	2.000	1.350	Length X breadth	2.700	sqm
						TOTAL DEDUCTION (X)	462.687	sqm.
						FAR ACHIEVED ON UPPER PENTHOUSE = (A - X)	552.174	SQM.

TYPICAL FLOOR - SERVICE AREA STATEMENT- Tower- A1, A2 (1ST-14 TH FLOOR)

S.no.	Description	Type	Number	Dimension(Meter) Length	Dimension(Meter) Breadth	Calculation	Answer	Unit
	ADDITION							
1	1	Rectangle	1	2.000	3.500	Length X breadth	7.000	sqm.
2	2	Rectangle	1	4.450	2.100	Length X breadth	9.345	sqm.
3	3	Rectangle	1	4.425	3.725	Length X breadth	16.483	sqm.
4	4	Rectangle	1	1.400	0.600	Length X breadth	0.840	sqm.
5	5	Rectangle	1	1.000	0.600	Length X breadth	0.600	sqm.
6	6	Rectangle	1	2.775	0.625	Length X breadth	1.734	sqm.
7	7	Rectangle	1	1.725	1.400	Length X breadth	2.415	sqm.
8	8	Rectangle	4	0.610	1.300	Length X breadth	3.172	sqm.
9	9	Rectangle	4	1.420	0.770	Length X breadth	4.374	sqm.
10	10	Rectangle	4	1.600	0.450	Length X breadth	2.880	sqm.
11	11	Rectangle	4	0.900	0.900	Length X breadth	3.240	sqm.
12	12	Rectangle	4	1.620	0.750	Length X breadth	4.860	sqm.
13	13	Rectangle	4	0.900	1.050	Length X breadth	3.780	sqm.
14	14	Rectangle	1	0.600	1.250	Length X breadth	0.750	sqm.
15	15	Rectangle	1	0.600	1.350	Length X breadth	0.810	sqm.
16	16	Rectangle	1	0.600	2.000	Length X breadth	1.200	sqm.
17	1a	Rectangle	1	2.000	2.000	Length X breadth	4.000	sqm.
18	3a	Rectangle	1	2.000	2.000	Length X breadth	4.000	sqm.
19	7a	Rectangle	4	2.000	2.750	Length X breadth	22.000	sqm.
20	13a	Rectangle	4	0.750	1.050	Length X breadth	3.150	sqm.
						TOTAL ADDITION (A)	96.633	sqm.
	DEDUCTION							
1	A	Rectangle	1	1.100	1.100	Length X breadth	1.210	sqm.
						TOTAL DEDUCTION X)	1.210	sqm.
						FAR OF SERVICE AREA ACHIEVED ON TYPICAL FLOOR	95.423	sqm.

MACHINE ROOM/WATER TANK AREA DETAIL- Tower- A1, A2

S.no.	Description	Type	Number	Dimension(Meter) Length	Dimension(Meter) Breadth	Calculation	Answer	Unit
	ADDITION (A)							
1	A	Rectangle	1	7.400	11.100	Length X breadth	82.140	sqm
						TOTAL ADDITIONS (A) =	82.140	sqm.
	DEDUCTION (X)							
1	1	Rectangle	1	2.950	3.650	Length X breadth	10.768	sqm.
2	2	Rectangle	1	2.150	1.500	Length X breadth	3.225	sqm.
3	3	Rectangle	1	2.300	2.350	Length X breadth	5.405	sqm.
4	4	Rectangle	1	2.300	4.650	Length X breadth	10.695	sqm.
5	5	Rectangle	1	2.800	0.800	Length X breadth	2.240	sqm.
						TOTAL DEDUCTION (X)	32.333	sqm.
						TOTAL BUILUP AREA OF MACHINE ROOM/WATER TANK (A-X) =	49.808	SQM.

MUMTY BUILT-UP AREA DETAIL- Tower- A1, A2

S.no.	Description	Type	Number	Dimension(Meter) Length	Dimension(Meter) Breadth	Calculation	Answer	Unit
	ADDITION (A)							
1	A	Rectangle	1	7.400	11.100	Length X breadth	82.140	sqm
						TOTAL BUILUP AREA OF MUMTY (A) =	82.140	SQM.

NOTE:
1. ALL DIMENSIONS ARE IN MM.
2. BUILDING WILL BE DESIGNED (STRUCTURE) AS PER RELEVANT IS CODES FOR EARTHQUAKE RESISTANCE.
3. THIS DRAWING SHALL ONLY BE READ & NOT SCALED

DRAWING TITLE:
SUBMISSION DRAWING FOR:-]
TOWER A1 & A2 (IMPERIA HOUSING.
PLOT-A5)

PROJECT :
IMPERIA HOUSING IN JAYPEE GREENS SPORTS CITY SDZ SEC.-25 YUIDA AREA

TOWN PLANNER'S SIGNATURE — 01/09/19

ARCHITECT'S SIGNATURE — 10/07/2023

Yamuna Expressway Industrial Development Authority
RE-VALIDATION
Vide Letter No. 78/PAM/Ex/Date 23/11/18
Valid upto Date 15/12/2018
Manager, Gen. Manager (Reg. Affairs), Manager (Planning)

OWNER'S SIGNATURE — Authorised Signatory

OWNER :
IMPERIA STRUCTURES LIMITED,
A-25, Mohan Cooperative Industrial Estate, Mathura Road, New Delhi-110044

Drawing Title:
PENT HOUSE PLAN & AREA (A1-A2) DIAGRAMS

SCALE :
AS MARKED

DATE : 30-07-2019

DRAWING NO. :

DRAWN BY : CHECKED BY : REVISION NO. :

YAMUNA EXPRESSWAY INDUSTRIAL DEVELOPMENT AUTHORITY :

ANOJ TEVATIA
B. Arch (Hons)
CA/95/18739

ASSOCIATE ARCHITECT — ARCHITECT — CHIEF ARCHITECT

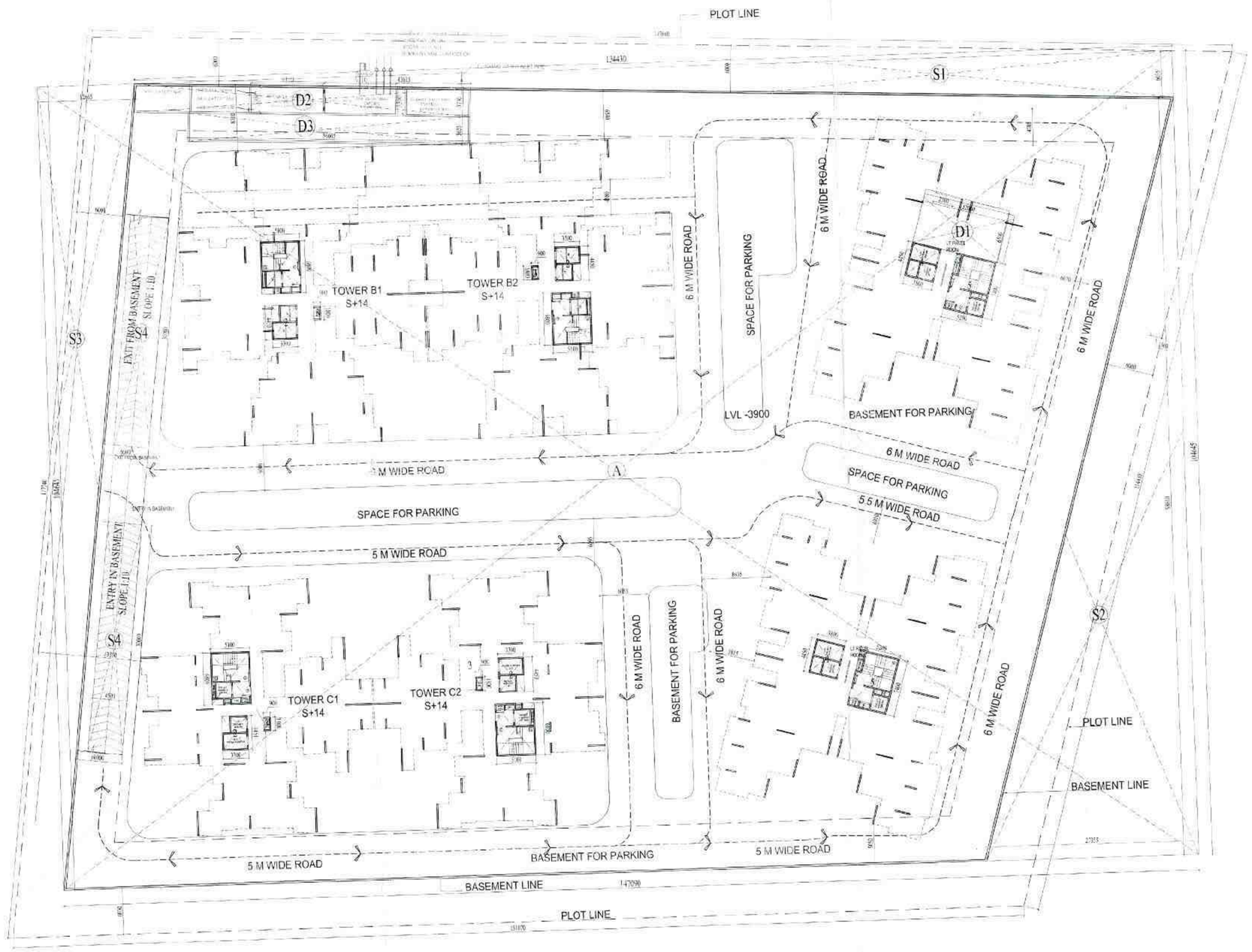

BASEMENT - PARKING PLAN

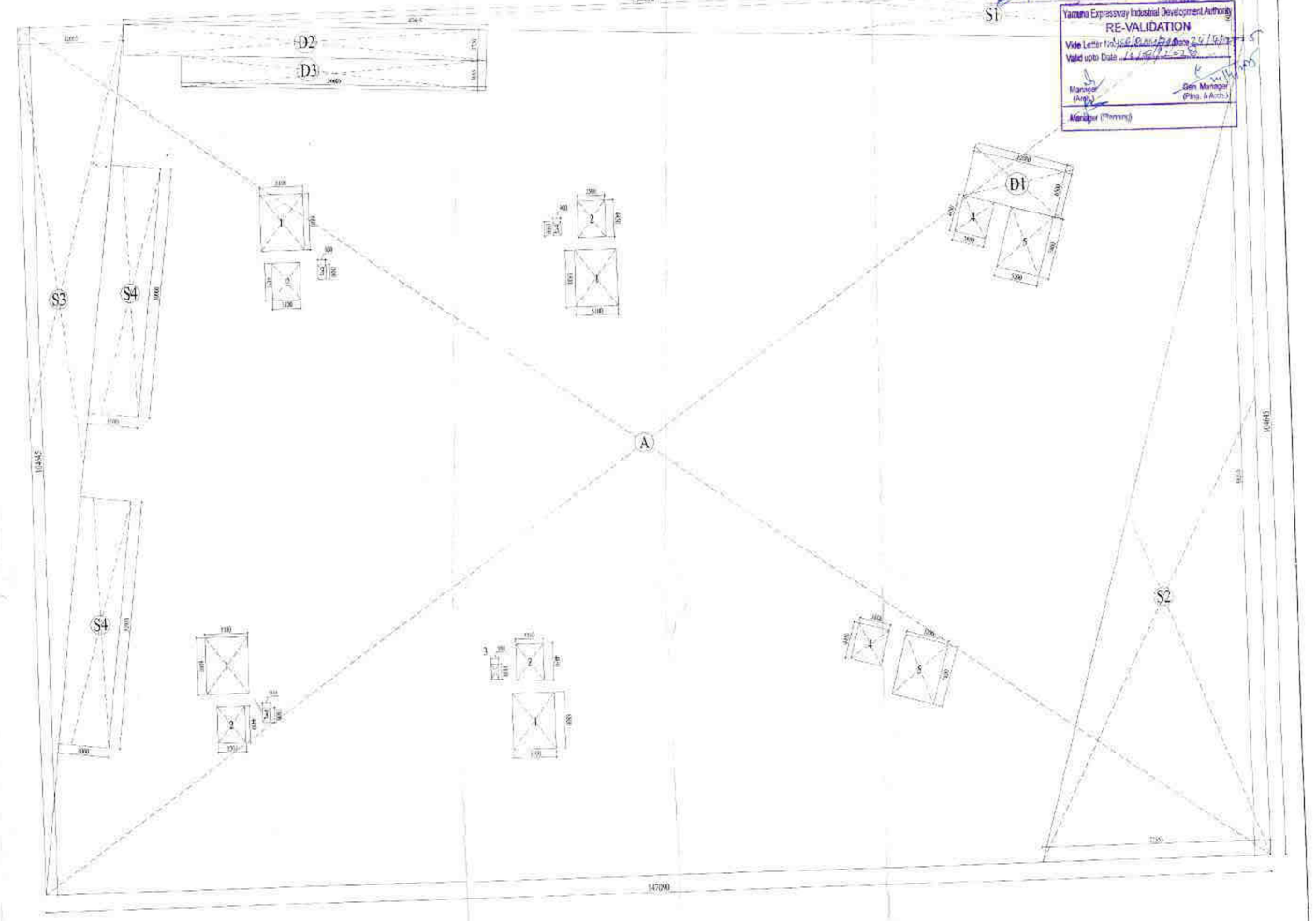

Yamuna Expressway Industrial Development Authority
RE-VALIDATION
Valid upto Date
Manager (Arch.)
Dep. Manager (Plans & Arch.)
Manager (Planning)

S.no.	Description	Type	Number	Dimension(Meter) Length	Breadth	Calculation	Answer	Unit
	ADDITION (A)							
1	A	Rectangle	1	147.000	104.645	Length X breadth	15392.23	sqm.
	TOTAL ADDITION (A)						15392.233	sqm.
	LOBBY TOWER A1 & A2							
	DEDUCTION (B)							
1	4	Rectangle	1	3.800	4.450	Length X breadth	16.910	sqm.
2	5	Rectangle	1	5.200	7.400	Length X breadth	38.480	sqm.
	TOTAL DEDUCTION (B)						55.39	
L1	LOBBY AREA- TOWER A1 & A2 (B*2)						110.780	SQM.
	LOBBY TOWER B1, B2, C1, C2							
	DEDUCTION (C)							
1	1	Rectangle	1	5.100	6.900	Length X breadth	34.56	sqm.
2	2	Rectangle	1	3.300	4.450	Length X breadth	14.69	sqm.
3	3	Rectangle	1	0.900	1.800	Length X breadth	1.62	sqm.
	TOTAL DEDUCTION (C)						50.89	
L2	LOBBY AREA- TOWER B1, B2, C1, C2 (C*4)						203.940	SQM.
	DEDUCTION (X)							
1	S1	Triangle	1	6.035	134.430	Length X base/2	405.643	sqm
2	S2	Triangle	1	27.355	98.610	Length X base/2	1348.738	sqm.
3	S3	Triangle	1	12.665	104.645	Length X base/2	662.664	sqm.
3	S4	Rectangle	2	6.000	30.000	Length X breadth	360.000	sqm
5	D1	Rectangle	1	12.000	6.500	Length X breadth	78.000	sqm
2	D2	Rectangle	1	43.615	3.730	Length X breadth	162.664	sqm.
3	D3	Rectangle	1	36.605	3.655	Length X breadth	133.791	sqm.
	TOTAL DEDUCTION (X)						3151.52	sqm.
L3	Z =TOTAL DEDUCTIONS (L1+L2+L3)						3466.249	SQM.
	W = TOTAL BASEMENT AREA= A- (S1 +S2+S3+S4)						12615.188	
	Y = TOTA L AVAILABLE AREA FOR PARKING IN BASEMENT A-Z						11925.993	SQM.
	CAR PARKING AVAILABLE @ 30 SQ M / ECS = Y /30						397.53	NOS.
						SAY	398	CAR NOS.
	15% SERVICE FAR CALCULATION = D1+D2+D3+D4+D5=					374.475 SQ.M.		

MECHANICAL STACK CAR PARKING PROPOSED UNDER TOWER A1 & A2 = 75 NOS.
TOTAL CAR PARKS PROPOSED IN BASEMENT = 398 +75 = 473 NOS.

NOTE:
1. ALL DIMENSIONS ARE IN MM.
2. BUILDING WILL BE DESIGNED (STRUCTURE) AS PER RELEVANT BS CODES FOR EARTHQUAKE RESISTANCE.
3. THIS DRAWING SHALL ONLY BE READ & NOT SCALED.

DRAWING TITLE:
SUBMISSION DRAWING FOR:-]
BASEMENT PLAN
(IMPERIA HOUSING, PLOT-A5)

PROJECT :
IMPERIA HOUSING IN JAYPEE GREENS SPORTS CITY SDZ SEC.-25 YEIDA AREA

TOWN PLANNER'S SIGNATURE

ARCHITECT'S SIGNATURE

OWNER'S SIGNATURE
For Imperia Structures Ltd.
Authorised Signatory

OWNER
IMPERIA STRUCTURES LIMITED,
A-25, Mohan Cooperative Industrial Estate, Mathura Road, New Delhi-110044

Drawing Title:
BASEMEMENT PLAN

SCALE :
1:200

DATE :
30-07-2019

DRAWING NO.

YAMUNA EXPRESSWAY INDUSTRIAL DEVELOPMENT AUTHORITY

ANOJ TEVATIA
B. Arch (Hons)
CA/95/18739

AREA DETAIL SHEET

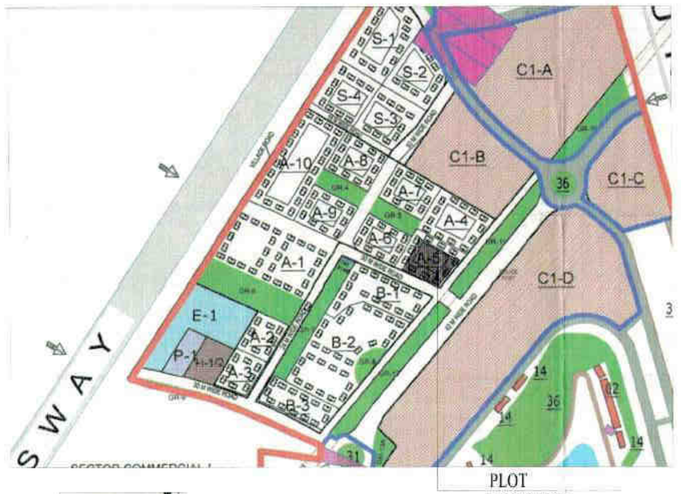

PRIDEVILLE, A-5, SDZ, SECTOR-25, GREATER NOIDA, GAUTAM BUDDHA NAGAR		TOTAL AREAS		
		TOTAL PROPOSED FAR	15 % Utility FAR	Non FAR
1	Ground Coverage	3951.33		
2	Sixth Floor Plan	1977.91	341.54	1631.88
3	First Floor Plan	3257.49	456.76	299.20
4	Second Floor Plan	3257.49	456.76	299.20
5	Third Floor Plan	3257.49	456.76	299.20
6	Fourth Floor Plan	3257.49	456.76	299.20
7	Fifth Floor Plan	3257.49	456.76	299.20
8	Sixth Floor Plan	3257.49	456.76	299.20
9	Seventh Floor Plan	3257.49	456.76	299.20
10	Eighth Floor Plan	3257.49	456.76	299.20
11	9 th Floor Plan	3257.49	456.76	299.20
12	10 th Floor Plan	3257.49	456.76	299.20
13	11th Floor Plan	3257.49	456.76	299.20
14	12th Floor Plan	3257.49	456.76	299.20
15	13 th Floor Plan (Lower pent house)	1294.72	458.76	346.80
16	14 th Floor Plan (Upper pent house)	3131.95	458.76	190.84
17	Mumty	0.00	0.00	491.75
18	Machine Room / Water tank	0.00	0.00	173.60
19	Basement Area	0.00	374.48	12615.19
20	Guard Room	0.00	36.00	0.00
21	Electrical Room	0.00	10.75	0.00
22	TOTAL	47494.49	7157.37	19242.45
23	TOTAL BUA	73894.31		

OPEN PARKING AREA STATEMENT

S.no.	Description	Type	Number	Dimension(Meter) Length	Dimension(Meter) Breadth	Calculation	Answer	Unit
	ADDITION							
1	P1	Rectangle	1	85.035	5.000	Length X breadth	425.175	sqm.
2	P2	Rectangle	1	5.000	32.490	Length X breadth	162.450	sqm.
3	P3	Rectangle	1	5.000	40.440	Length X breadth	202.200	sqm.
4	P4	Rectangle	1	97.520	5.000	Length X breadth	487.600	sqm.
5	P5	Rectangle	1	5.150	5.000	Length X breadth	25.750	sqm.
6	P6	Rectangle	2	1.060	3.000	Length X breadth	6.360	sqm.
7	P7	Rectangle	1	5.380	5.000	Length X breadth	26.900	sqm.
8	P8	Rectangle	1	12.440	5.135	Length X breadth	63.879	sqm.
		TOTAL ADDITION (A)					1400.314	sqm.
		TOTAL AREA AVAILABLE FOR OPEN PARKING					1400.314	sqm.
		OPEN PARKING @ 20 SQ M PER CAR = 1400 /20 =70					70.000	CARS

DENSITY CALCULATION

PERMISSIBLE DENSITY	@	1600	PPH	2544
PERMISSIBLE APPT.	@	4.5	PPA	565
PROPOSED DENSITY	@	1600	PPH	2542.5
PROPOSED APPT.	@	4.5	PPA	565

AREA SUMMARY

		ACRE	SQM	HECTARE
A-PLOT AREA		3.929	15926.00	1.59
B-PERMISSIBLE FAR @3	3		47778.00	
C-TOTAL PROPOSED FAR			47494.49	
D-BALANCE FAR			283.51	
E-PERMISSIBLE GROUND COVERAGE@25%			3981.50	
F-ACHIEVED GROUND COVERAGE @24.98%			3951.33	
G-PROPOSED BASEMENT AREA			12615.2	
J-TOTAL PROPOSED BUA			73894.31	
K-CAR PARKING REQUIRED @ 80 SQ M (C/80)			597	
L-CAR PARKING PROPOSED IN BASEMENT			398	
L1 - STACK CAR PARKING PROPOSED IN BASEMENT			75	
M-CAR PARKING PROPOSED AT STILT			54	
M-CAR PARKING PROPOSED IN OPEN AREA			70	
N-TOTAL CAR PARKING PROPOSED (L+M+N)			597	
O- PERMISSIBE FACILITY AREA @ 15%		15%	7166.7	
P- PROPOSED FACILITY AREA		14.98%	7157.37	

Plot area = 15926 sq m
Proposed open area 75 % of plot area = 15926 X0.75 =11944.5 s
1 tree @ 100 sq m
Required Trees = 119.44 say 120 Trees
Proposed Trees = 130 Nos.
Out of which 50 % Trees are Ever green

LEGEND OF TREES

- GULMOHAR
- PEEPAL
- JAMUN
- ASHOK
- PALM
- PULMERIA

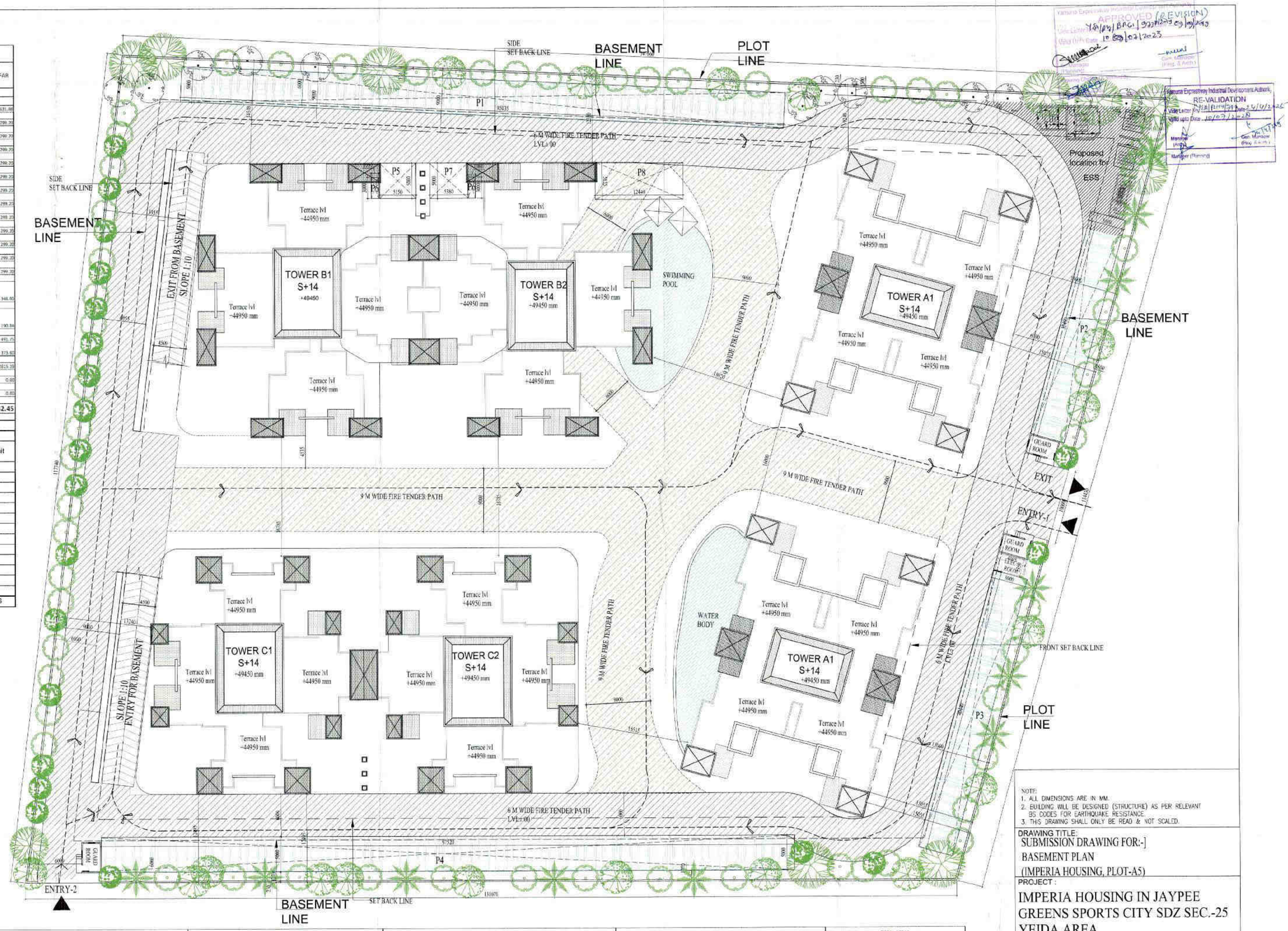

NOTE:
1. ALL DIMENSIONS ARE IN MM.
2. BUILDING WILL BE DESIGNED (STRUCTURE) AS PER RELEVANT BS CODES FOR EARTHQUAKE RESISTANCE.
3. THIS DRAWING SHALL ONLY BE READ & NOT SCALED.

DRAWING TITLE:
SUBMISSION DRAWING FOR:-]
BASEMENT PLAN
(IMPERIA HOUSING, PLOT-A5)

PROJECT :
IMPERIA HOUSING IN JAYPEE GREENS SPORTS CITY SDZ SEC.-25 YEIDA AREA

TOWN PLANNER'S SIGNATURE

ARCHITECT'S SIGNATURE

OWNER'S SIGNATURE
For Imperia Structures Limited
Authorised Signatory

OWNER
IMPERIA STRUCTURES LIMITED,
A-25, Mohan Cooperative Industrial Estate, Mathura Road, New Delhi-110044

Drawing Title:
SITE PLAN & AREA DETAIL

SCALE :
1:200

DATE :
30-07-2019

DRAWING NO.:

YAMUNA EXPRESSWAY INDUSTRIAL DEVELOPMENT AUTHORITY:

ANOJ TENATIA
B. Arch (Hons)
CA/95/16739

	TOWER - A1	FAR	units per floor	15 % Utility FAR	NON FAR	Population
1	Ground Coverage			744.78		
2	Sixth Floor Plan	453.90		47.58	281.73	
3	First Floor Plan	614.95	4	95.42	72.36	18
4	Second Floor Plan	614.95	4	95.42	72.36	18
5	Third Floor Plan	614.95	4	95.42	72.36	18
6	Fourth Floor Plan	614.95	4	95.42	72.36	18
7	Fifth Floor Plan	614.95	4	95.42	72.36	18
8	Sixth Floor Plan	614.95	4	95.42	72.36	18
9	Seventh Floor Plan	614.95	4	95.42	72.36	18
10	Eighth Floor Plan	614.95	4	95.42	72.36	18
11	9 th Floor Plan	614.95	4	95.42	72.36	18
12	10th Floor Plan	614.95	4	95.42	72.36	18
13	11th Floor Plan	614.95	4	95.42	72.36	18
14	12th Floor Plan	614.95	4	95.42	72.36	18
15	13 th Floor Plan (Lower pent house)	613.96	4	95.42	97.16	18
16	14 th Floor Plan (Upper pent house)	352.17	0	95.42	18.18	
17	Mumty				49.81	
18	Machine Room / Water tank				62.14	
19	Basement Area					
20	Guard Room					
21	Electrical Room					
22	TOTAL	8980.77	52.00	1383.29	1397.34	234
23						

	TOWER - A2	FAR	units per floor	15 % Utility FAR	NON FAR	Population
1	Ground Coverage			702.87		
2	Sixth Floor Plan	393.89	4	95.80	307.11	
3	First Floor Plan	614.95	4	95.42	72.36	18
4	Second Floor Plan	614.95	4	95.42	72.36	18
5	Third Floor Plan	614.95	4	95.42	72.36	18
6	Fourth Floor Plan	614.95	4	95.42	72.36	18
7	Fifth Floor Plan	614.95	4	95.42	72.36	18
8	Sixth Floor Plan	614.95	4	95.42	72.36	18
9	Seventh Floor Plan	614.95	4	95.42	72.36	18
10	Eighth Floor Plan	614.95	4	95.42	72.36	18
11	9 th Floor Plan	614.95	4	95.42	72.36	18
12	10th Floor Plan	614.95	4	95.42	72.36	18
13	11th Floor Plan	614.95	4	95.42	72.36	18
14	12th Floor Plan	614.95	4	95.42	72.36	18
15	13 th Floor Plan (Lower pent house)	583.96	4	95.42	97.16	18
16	14 th Floor Plan (Upper pent house)	352.17	0	95.42	18.18	
17	Mumty				49.81	
18	Machine Room / Water tank				62.14	
19	Basement Area					
20	Guard Room					
21	Electrical Room					
22	TOTAL	8900.93	54.00	1401.83	1416.72	243
23						

	TOWER - B1	FAR	units per floor	15 % Utility FAR	NON FAR	Population
1	Ground Coverage					
2	Sixth Floor Plan Combined for (B1+B2)	706.92	4	115.91	585.91	13
3	First Floor Plan	526.71	8	68.69	75.87	36
4	Second Floor Plan	526.71	8	68.69	75.87	36
5	Third Floor Plan	526.71	8	68.69	75.87	36
6	Fourth Floor Plan	526.71	8	68.69	75.87	36
7	Fifth Floor Plan	526.71	8	68.69	75.87	36
8	Sixth Floor Plan	526.71	8	68.69	75.87	36
9	Seventh Floor Plan	526.71	8	68.69	75.87	36
10	Eighth Floor Plan	526.71	8	68.69	75.87	36
11	9th Floor Plan	526.71	8	68.69	75.87	36
12	10th Floor Plan	526.71	8	68.69	75.87	36
13	11th Floor Plan	526.71	8	68.69	75.87	36
14	12th Floor Plan	526.71	8	68.69	75.87	36
15	13 th Floor Plan	526.71	8	68.69	75.87	36
16	14 th Floor Plan	526.71	8	68.69	75.87	36
17	Mumty				97.17	
18	Machine Room / Water tank				52.28	
19	Basement Area					
20	Guard Room					
21	Electrical Room					
22	TOTAL	8830.57	115.00	1077.63	1797.54	517.50
23						

	TOWER - B2	FAR	units per floor	15 % Utility FAR	NON FAR	Population
1	Ground Coverage			1458.43		
2	Sixth Floor Plan	0.00	4	0.00		
3	First Floor Plan	526.71	8	68.69	75.87	36
4	Second Floor Plan	526.71	8	68.69	75.87	36
5	Third Floor Plan	526.71	8	68.69	75.87	36
6	Fourth Floor Plan	526.71	8	68.69	75.87	36
7	Fifth Floor Plan	526.71	8	68.69	75.87	36
8	Sixth Floor Plan	526.71	8	68.69	75.87	36
9	Seventh Floor Plan	526.71	8	68.69	75.87	36
10	Eighth Floor Plan	526.71	8	68.69	75.87	36
11	9th Floor Plan	526.71	8	68.69	75.87	36
12	10th Floor Plan	526.71	8	68.69	75.87	36
13	11th Floor Plan	526.71	8	68.69	75.87	36
14	12th Floor Plan	526.71	8	68.69	75.87	36
15	13 th Floor Plan	526.71	8	68.69	75.87	36
16	14 th Floor Plan	526.71	8	68.69	75.87	36
17	Mumty				97.17	
18	Machine Room / Water tank				52.28	
19	Basement Area					
20	Guard Room					
21	Electrical Room					
22	TOTAL	0.00	8073.97	114.00	961.72	1211.63	513.00
23						

	TOWER - C1	FAR	units per floor	15 % Utility FAR	NON FAR	Population
1	Ground Coverage			1045.25		
2	Sixth Floor Plan Combined for (C1+C2)	669.77	2	112.36	468.12	9
3	First Floor Plan	437.09	8	64.26	1.37	36
4	Second Floor Plan	437.09	8	64.26	1.37	36
5	Third Floor Plan	437.09	8	64.26	1.37	36
6	Fourth Floor Plan	437.09	8	64.26	1.37	36
7	Fifth Floor Plan	437.09	8	64.26	1.37	36
8	Sixth Floor Plan	437.09	8	64.26	1.37	36
9	Seventh Floor Plan	437.09	8	64.26	1.37	36
10	Eighth Floor Plan	437.09	8	64.26	1.37	36
11	9th Floor Plan	437.09	8	64.26	1.37	36
12	10th Floor Plan	437.09	8	64.26	1.37	36
13	11th Floor Plan	437.09	8	64.26	1.37	36
14	12th Floor Plan	437.09	8	64.26	1.37	36
15	13 th Floor Plan	437.09	8	64.26	1.37	36
16	14 th Floor Plan	437.09	8	64.26	1.37	36
17	Mumty				98.90	
18	Machine Room / Water tank				52.38	
19	Basement Area					
20	Guard Room					
21	Electrical Room					
22	TOTAL	6589.00	114.00	1012.02	633.58	513.00
23						

	TOWER - C2	FAR	units per floor	15 % Utility FAR	NON FAR	Population
1	Ground Coverage					
2	Sixth Floor Plan	0.00	4	0.00		18
3	First Floor Plan	437.09	8	64.26	1.37	36
4	Second Floor Plan	437.09	8	64.26	1.37	36
5	Third Floor Plan	437.09	8	64.26	1.37	36
6	Fourth Floor Plan	437.09	8	64.26	1.37	36
7	Fifth Floor Plan	437.09	8	64.26	1.37	36
8	Sixth Floor Plan	437.09	8	64.26	1.37	36
9	Seventh Floor Plan	437.09	8	64.26	1.37	36
10	Eighth Floor Plan	437.09	8	64.26	1.37	36
11	9th Floor Plan	437.09	8	64.26	1.37	36
12	10th Floor Plan	437.09	8	64.26	1.37	36
13	11th Floor Plan	437.09	8	64.26	1.37	36
14	12th Floor Plan	437.09	8	64.26	1.37	36
15	13 th Floor Plan	437.09	8	64.26	1.37	36
16	14 th Floor Plan	437.09	8	64.26	1.37	36
17	Mumty				98.90	
18	Machine Room / Water tank				52.38	
19	Basement Area					
20	Guard Room					
21	Electrical Room					
22	TOTAL	6119.24	116.00	899.66	170.46	522.00
23						

	TOTAL AREAS	TOTAL PROPOSED FAR	15 % Utility FAR	Non FAR	TOTAL GROUND COVERAGE
1	Ground Coverage				3951.33
2	Sixth Floor Plan	1977.91	341.54	1631.88	
3	First Floor Plan	3257.49	456.76	299.20	
4	Second Floor Plan	3257.49	456.76	299.20	
5	Third Floor Plan	3257.49	456.76	299.20	
6	Fourth Floor Plan	3257.49	456.76	299.20	
7	Fifth Floor Plan	3257.49	456.76	299.20	
8	Sixth Floor Plan	3257.49	456.76	299.20	
9	Seventh Floor Plan	3257.49	456.76	299.20	
10	Eighth Floor Plan	3257.49	456.76	299.20	
11	9th Floor Plan	3257.49	456.76	299.20	
12	10th Floor Plan	3257.49	456.76	299.20	
13	11th Floor Plan	3257.49	456.76	299.20	
14	12th Floor Plan	3257.49	456.76	299.20	
15	13 th Floor Plan	1294.72	458.76	346.80	
16	14 th Floor Plan	3131.95	458.76	190.84	
17	Mumty	0.00	0.00	491.75	
18	Machine Room / Water tank	0.00	0.00	173.60	
19	Basement Area	0.00	374.48	12615.19	
20	Guard Room	0.00	36.00	0.00	
21	Electrical Room	0.00	10.75	0.00	
22	TOTAL	47494.49	7157.37	19242.45	3951.33
23	TOTAL BUILT UP AREA	73894.31			

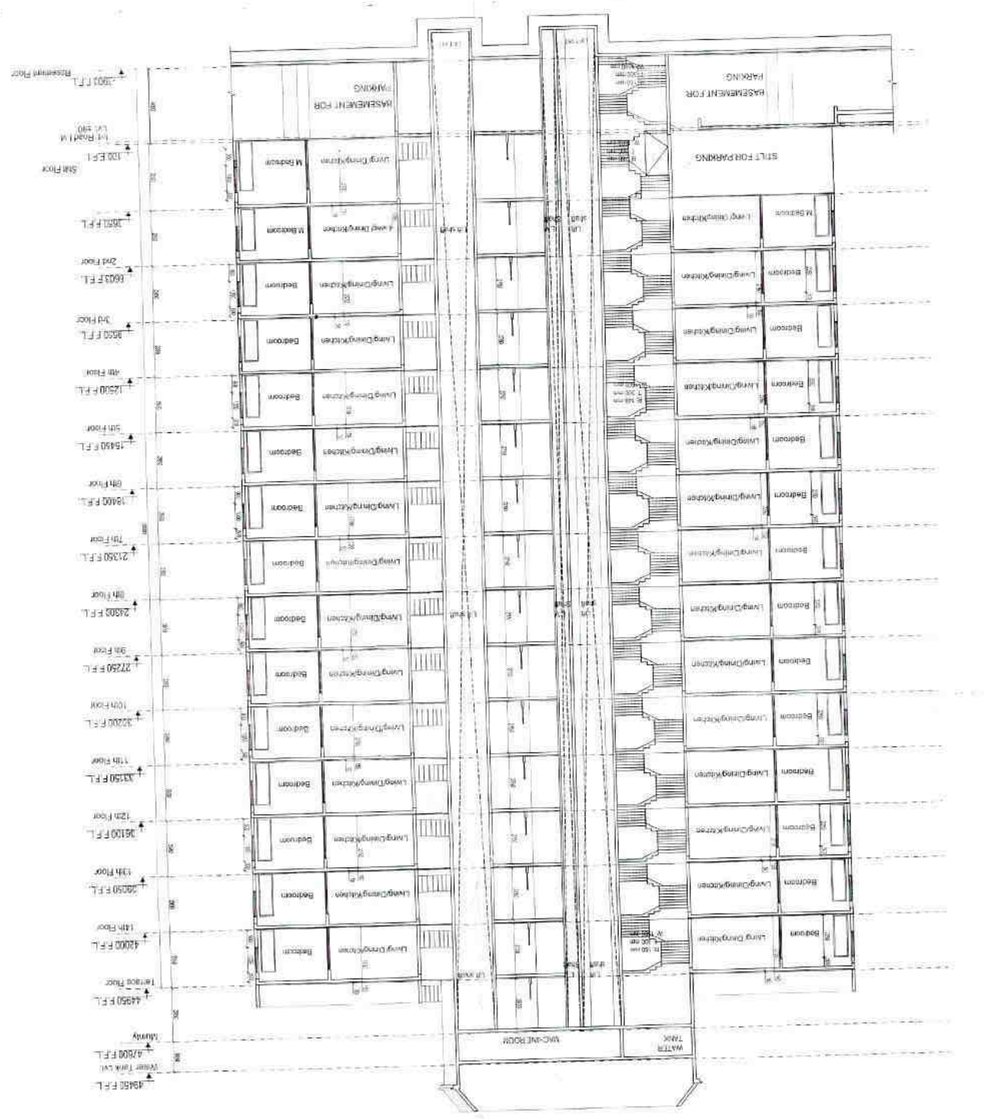

1 ELEVATION E1
1 : 150

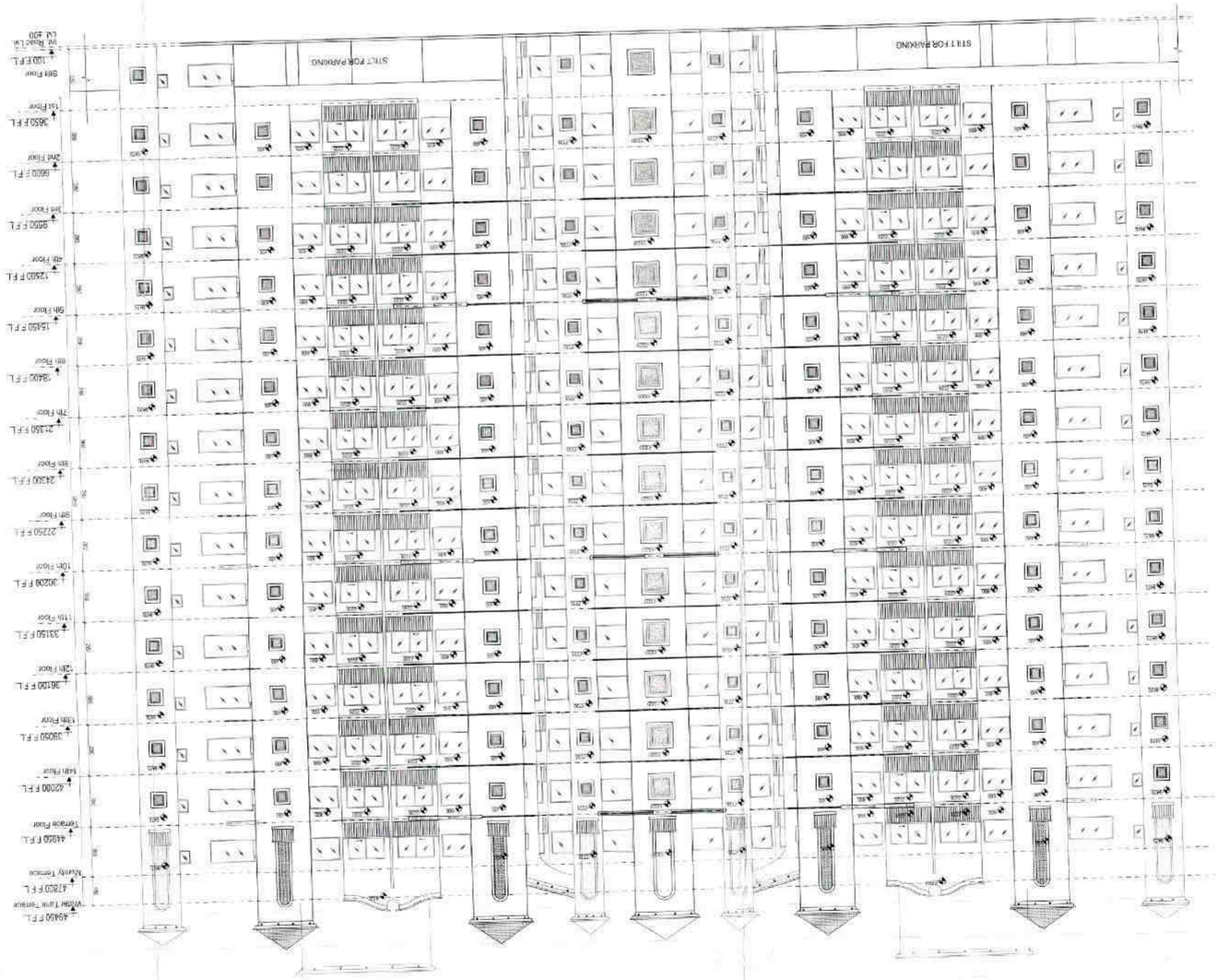

2 ELEVATION E2
1 : 150

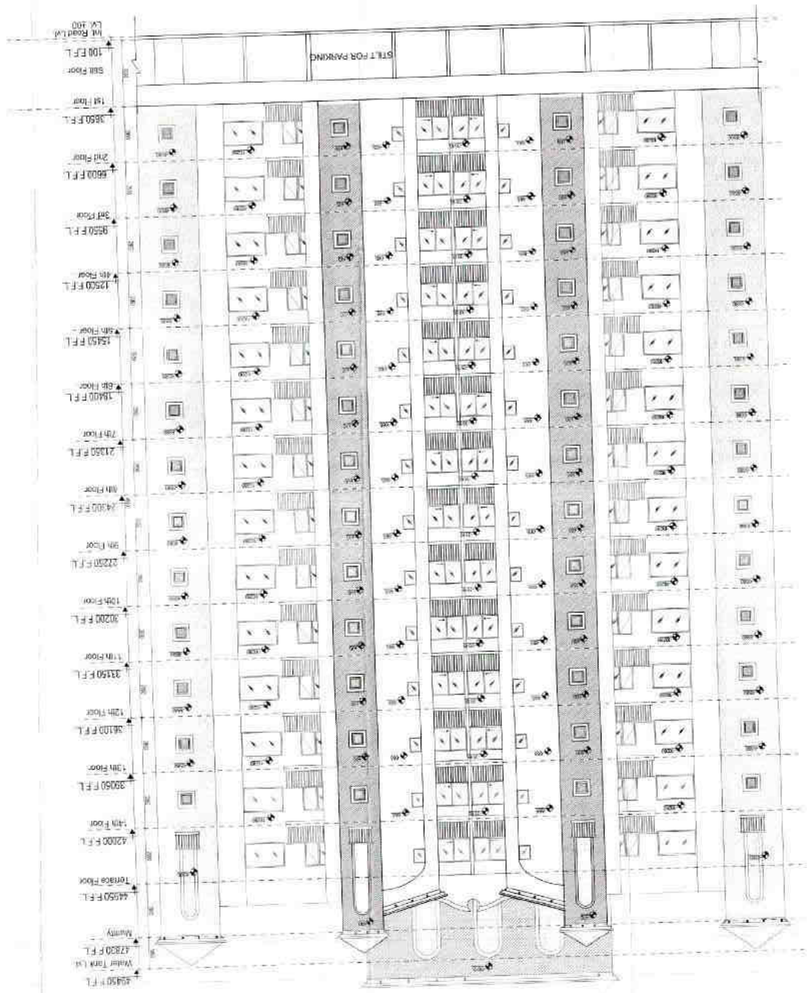

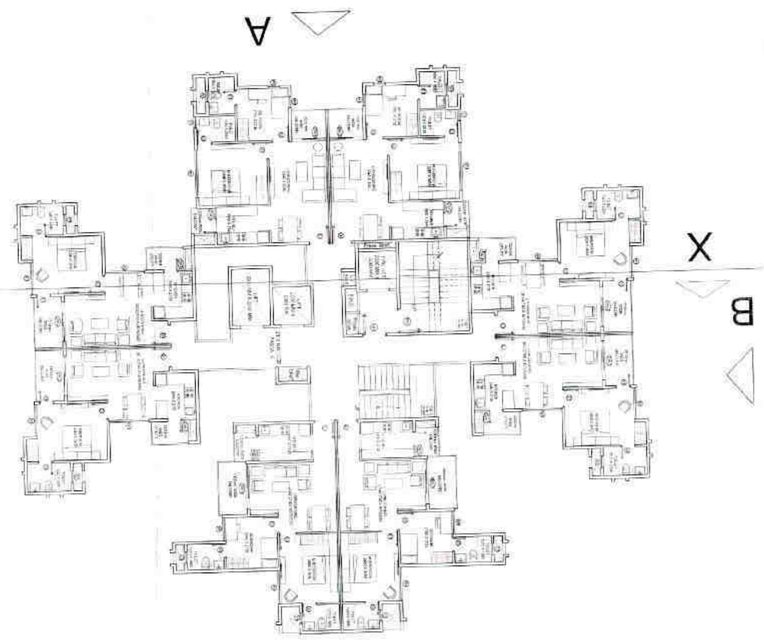

4 FLOOR PLAN
1 : 150

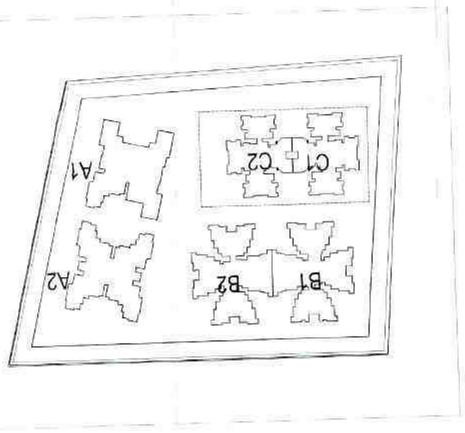

5 KEY PLAN
NTS

KEY PLAN

PLOTNO.5

APPROVED
Yamuna Expressway Industrial Development Authority
Date 10/04/2023
Chief Town Planner
Yamuna Expressway Industrial Development Authority
Vide Letter No. 1/Planning/2023 Dated 10/04/2023
Vide Minutes Dated 13/1/2023

RE-VALIDATION
Yamuna Expressway Industrial Development Authority
Vide Letter No. 1/Planning/2023 Dated 10/04/2023
Vide Minutes Dated 13/1/2023

Chief Town Planner
Yamuna Expressway Industrial Development Authority

NOTE:
1. ALL DIMENSIONS ARE IN MM
2. BUILDING WALL IS ASSUMED ASSOCIATED AS PER RELEVANT IS CODES FOR EARTHQUAKE RESISTANCE
3. THIS DRAWING SHALL ONLY BE READ & NOT SCALED

DRAWING TITLE:
SUBMISSION DRAWING FOR:-]
PARKING LEVEL STILTS FLOOR PLAN,
(IMPERIA HOUSING, PLOT-A5)

PROJECT:
IMPERIA HOUSING IN JAYPEE
GREENS SPORTS CITY SDZ
SEC.-25 YEIDA AREA

TOWN PLANNER'S SIGNATURE

ARCHITECT'S SIGNATURE

OWNER'S SIGNATURE
for Imperia Structures Limited
Authorised Signatory

OWNER:
IMPERIA STRUCTURES LIMITED,
A-25, Mohan Cooperative Industrial Estate, Mathura Road
Delhi-110044

Drawing Title:
TOWER C1-C2 (S+14)
ELEVATION & SECTION

SCALE:
AS MENTIONED

DATE:
30-07-2019

SHEET NO
A-09

DRAWN BY | CHECKED BY | REVISION NO

YAMUNA EXPRESSWAY INDUSTRIAL DEVELOPMENT

ASSOCIATE ARCHITECT | ARCHITECT | CHIEF ARC

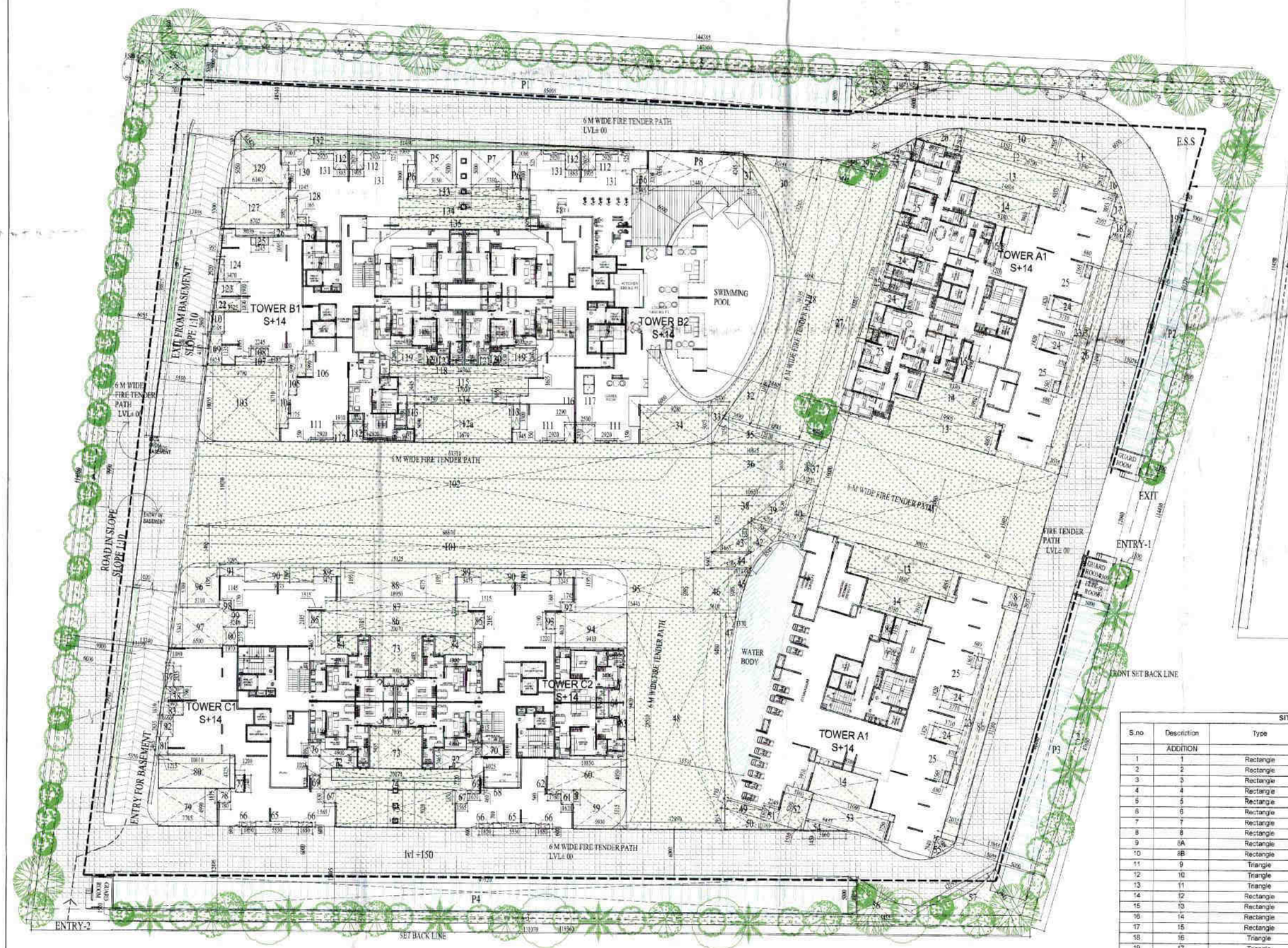

STILT FLOOR PARKING PLAN

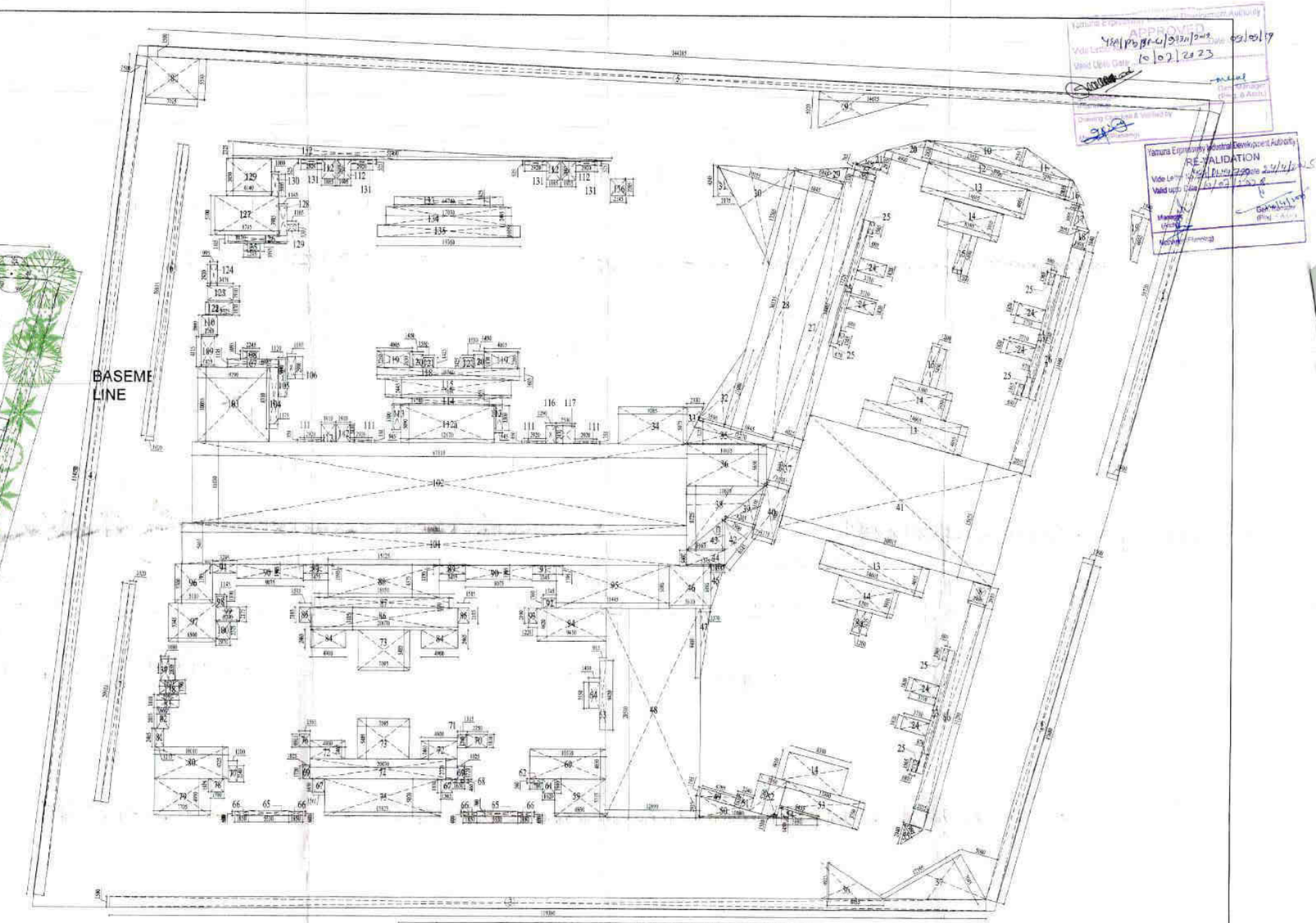

GREEN AREA DIAGRAM

Plot area = 15926 sq m
Proposed open area 75 % of plot are = 15926 X0.75 =11944.5 sq m
1 tree @ 100 sq m
Required Trees = 119.44 say 120 Trees
Proposed Trees = 130 Nos.
Out of which 50 % Trees are Ever green

LEGEND OF TREES

- GULMOHAR
- PEEPAL
- JAMUN
- ASHOK
- PALM
- PULMERIA

OPEN PARKING AREA STATEMENT

S.no.	Description	Type	Number	Dimension(Meter) Length	Breadth	Calculation	Answer	Unit
	ADDITION							
1	P1	Rectangle	1	85.035	5.000	Length X breadth	425.175	sqm.
2	P2	Rectangle	1	5.000	32.490	Length X breadth	162.450	sqm.
3	P3	Rectangle	1	5.000	40.440	Length X breadth	202.200	sqm.
4	P4	Rectangle	1	97.520	5.000	Length X breadth	487.600	sqm.
5	P5	Rectangle	1	5.150	5.000	Length X breadth	25.750	sqm.
6	P6	Rectangle	2	1.060	3.000	Length X breadth	6.360	sqm.
7	P7	Rectangle	1	5.380	5.000	Length X breadth	26.900	sqm.
8	P8	Rectangle	1	12.440	5.135	Length X breadth	63.878	sqm.
		TOTAL ADDITION (A)					1400.314	sqm.
		TOTAL AREA AVAILABLE FOR OPEN PARKING					1400.314	sqm.
		OPEN PARKING @ 20 SQ M PER CAR = 1400 /20 =70					70.000	CARS

SITE GREEN AREA STATEMENT

S.no	Description	Type	Number	Dimension(Meter) Length	Breadth	Calculation	Answer	Unit
	ADDITION							
1	1	Rectangle	1	51.720	1.500	Length X breadth	77.580	sqm
2	2	Rectangle	1	47.680	1.500	Length X breadth	71.520	sqm
3	3	Rectangle	1	119.360	1.500	Length X breadth	179.040	sqm
4	4	Rectangle	1	114.750	1.500	Length X breadth	172.125	sqm
5	5	Rectangle	1	144.386	1.500	Length X breadth	216.578	sqm
6	6	Rectangle	1	1.020	39.815	Length X breadth	40.611	sqm
7	7	Rectangle	1	1.020	29.910	Length X breadth	30.508	sqm
8	8	Rectangle	1	2.490	2.935	Length X breadth	7.308	sqm
9	8A	Rectangle	1	1.200	3.135	Length X breadth	3.762	sqm
10	8B	Rectangle	1	2.035	31.280	Length X breadth	63.655	sqm
11	9	Triangle	1	14.675	5.020	Length X breadth	36.834	sqm
12	10	Triangle	1	13.250	2.555	Length X breadth	16.927	sqm.
13	11	Triangle	1	7.270	2.555	Length X breadth	9.287	sqm
14	12	Rectangle	1	29.790	2.835	Length X breadth	84.440	sqm
15	13	Rectangle	3	14.805	4.055	Length X breadth	177.670	sqm.
16	14	Rectangle	4	8.380	3.910	Length X breadth	131.083	sqm.
17	15	Rectangle	2	1.200	5.490	Length X breadth	13.176	sqm
18	16	Triangle	1	2.270	2.835	Length X breadth	3.218	sqm.
19	17	Triangle	1	2.555	3.055	Length X breadth	3.139	sqm.
20	18	Rectangle	1	1.805	2.840	Length X breadth	5.126	sqm.
21	19	Triangle	1	1.540	6.045	Length X breadth	4.655	sqm
22	20	Triangle	1	4.900	2.835	Length X breadth	6.946	sqm.
23	21	Triangle	1	3.450	2.935	Length X breadth	5.063	sqm.
24	22	Rectangle	1	2.960	0.765	Length X breadth	2.264	sqm.
25	23	Rectangle	3	17.220	0.870	Length X breadth	44.944	sqm.
26	24	Rectangle	6	3.710	1.820	Length X breadth	40.513	sqm.
27	25	Rectangle	6	0.680	1.565	Length X breadth	6.385	sqm.
28	26	Rectangle	1	2.030	31.490	Length X breadth	64.082	sqm.
29	27	Rectangle	1	4.025	38.465	Length X breadth	154.922	sqm.
30	28	Rectangle	1	6.845	36.135	Length X breadth	247.344	sqm
31	29	Triangle	1	6.845	2.330	Length X breadth	7.974	sqm
32	30	Triangle	1	13.265	10.155	Length X breadth	67.353	sqm
33	31	Triangle	1	2.175	4.245	Length X breadth	4.616	sqm
34	32	Triangle	1	3.550	11.080	Length X breadth	19.885	sqm
35	33	Triangle	1	2.330	5.075	Length X breadth	5.912	sqm.
36	34	Rectangle	1	9.285	5.075	Length X breadth	47.121	sqm.
37	35	Triangle	1	12.270	3.255	Length X breadth	19.969	sqm.
38	36	Rectangle	1	10.385	5.650	Length X breadth	58.675	sqm.
39	37	Rectangle	1	3.135	5.698	Length X breadth	17.854	sqm.
40	38	Triangle	1	10.630	8.725	Length X breadth	46.373	sqm.
41	39	Triangle	1	4.205	6.150	Length X breadth	12.930	sqm
42	40	Rectangle	1	3.175	7.590	Length X breadth	24.098	sqm
43	41	Rectangle	1	30.015	15.825	Length X breadth	474.987	sqm
44	42	Triangle	1	6.545	3.900	Length X breadth	12.753	sqm
45	43	Triangle	1	5.165	4.225	Length X breadth	10.911	sqm.
46	44	Rectangle	1	5.165	2.395	Length X breadth	10.621	sqm.
47	45	Triangle	1	1.855	5.805	Length X breadth	5.384	sqm.
48	46	Rectangle	1	5.810	5.805	Length X breadth	33.698	sqm.
49	47	Triangle	1	1.370	9.480	Length X breadth	6.494	sqm.
50	48	Rectangle	1	12.860	28.510	Length X breadth	367.494	sqm.
51	49	Rectangle	1	4.785	1.190	Length X breadth	5.718	sqm.
52	50	Triangle	1	10.383	2.915	Length X breadth	15.129	sqm.
53	51	Rectangle	1	2.240	1.910	Length X breadth	4.054	sqm
54	52	Rectangle	1	3.760	5.260	Length X breadth	19.778	sqm.
55	53	Rectangle	1	11.090	3.750	Length X breadth	41.588	sqm.
56	54	Triangle	1	5.660	1.450	Length X breadth	4.104	sqm
57	55	Triangle	1	2.940	1.980	Length X breadth	2.911	sqm.
58	56	Triangle	1	8.455	4.925	Length X breadth	20.820	sqm.
59	57	Triangle	1	12.195	7.045	Length X breadth	42.957	sqm.
60	58	Triangle	1	5.000	4.965	Length X breadth	12.413	sqm.
61	59	Rectangle	1	6.930	5.115	Length X breadth	35.447	sqm.
62	60	Rectangle	1	10.330	4.050	Length X breadth	41.837	sqm.
63	61	Rectangle	1	1.620	1.940	Length X breadth	3.143	sqm.
64	62	Rectangle	1	1.780	0.560	Length X breadth	0.997	sqm.
65	63	Rectangle	1	0.915	9.420	Length X breadth	8.619	sqm.
66	64	Rectangle	1	1.430	3.550	Length X breadth	5.077	sqm.
67	65	Rectangle	2	5.530	0.700	Length X breadth	7.742	sqm.
68	66	Rectangle	4	0.800	1.880	Length X breadth	4.448	sqm.
69	67	Rectangle	2	1.565	1.830	Length X breadth	5.728	sqm.
70	68	Rectangle	1	1.630	0.460	Length X breadth	0.750	sqm.
71	69	Rectangle	2	1.025	1.720	Length X breadth	3.528	sqm.
72	70	Rectangle	1	2.750	1.810	Length X breadth	4.978	sqm.
73	71	Rectangle	1	1.315	1.760	Length X breadth	2.314	sqm.
74	72	Rectangle	2	4.900	2.465	Length X breadth	24.157	sqm.
75	73	Rectangle	2	7.005	5.485	Length X breadth	76.845	sqm.
76	74	Rectangle	1	20.070	2.720	Length X breadth	54.590	sqm.
77	75	Rectangle	1	15.825	5.020	Length X breadth	79.442	sqm.
78	76	Rectangle	1	1.560	1.760	Length X breadth	2.746	sqm.
79	77	Rectangle	1	1.200	2.240	Length X breadth	2.688	sqm.
80	78	Rectangle	1	1.780	1.815	Length X breadth	3.231	sqm.
81	79	Rectangle	1	7.705	4.990	Length X breadth	38.448	sqm.
82	80	Rectangle	1	10.010	4.325	Length X breadth	43.293	sqm.
83	81	Rectangle	1	1.215	2.465	Length X breadth	2.996	sqm.
84	82	Rectangle	1	1.660	2.835	Length X breadth	4.706	sqm.
85	83	Rectangle	1	2.990	1.810	Length X breadth	5.412	sqm.
86	84	Rectangle	2	4.900	2.465	Length X breadth	24.157	sqm.
87	85	Rectangle	2	1.515	2.185	Length X breadth	6.621	sqm.
88	86	Rectangle	1	20.070	3.185	Length X breadth	63.923	sqm.
89	87	Rectangle	1	18.950	1.370	Length X breadth	25.962	sqm.
90	88	Rectangle	1	16.125	4.375	Length X breadth	68.172	sqm.
91	89	Rectangle	2	3.475	1.195	Length X breadth	8.305	sqm.
92	90	Rectangle	2	9.075	1.905	Length X breadth	34.576	sqm.
93	91	Rectangle	2	3.290	1.185	Length X breadth	7.872	sqm.
94	92	Rectangle	1	1.740	1.360	Length X breadth	2.373	sqm.
95	93	Rectangle	1	1.220	2.190	Length X breadth	2.672	sqm.
96	94	Rectangle	1	9.410	4.620	Length X breadth	43.474	sqm.
97	95	Rectangle	1	15.445	5.905	Length X breadth	91.159	sqm.
98	96	Rectangle	1	5.110	5.300	Length X breadth	27.083	sqm.
99	97	Rectangle	1	6.500	5.345	Length X breadth	34.743	sqm.
100	98	Rectangle	1	1.145	1.370	Length X breadth	1.569	sqm.
101	99	Rectangle	1	3.240	2.175	Length X breadth	7.047	sqm.
102	100	Rectangle	1	1.970	2.375	Length X breadth	4.679	sqm.
103	101	Rectangle	1	56.670	5.465	Length X breadth	375.252	sqm.
104	102	Rectangle	1	67.310	11.030	Length X breadth	742.429	sqm.
105	103	Rectangle	1	9.790	10.055	Length X breadth	98.433	sqm.
106	104	Rectangle	1	1.175	8.310	Length X breadth	9.764	sqm.
107	105	Rectangle	1	1.120	5.090	Length X breadth	5.701	sqm.
108	106	Rectangle	1	1.165	2.990	Length X breadth	3.483	sqm.
109	107	Rectangle	1	6.886	1.135	Length X breadth	7.814	sqm.
110	108	Rectangle	1	2.245	1.065	Length X breadth	2.458	sqm.
111	109	Rectangle	1	1.825	4.115	Length X breadth	7.510	sqm.
112	110	Rectangle	1	2.165	2.860	Length X breadth	6.192	sqm.
113	111	Rectangle	4	2.920	0.350	Length X breadth	4.088	sqm.
114	112	Rectangle	6	1.910	2.430	Length X breadth	27.848	sqm.
115	112A	Rectangle	1	12.670	5.060	Length X breadth	64.490	sqm.
116	113	Rectangle	2	0.945	3.300	Length X breadth	6.237	sqm.
117	114	Rectangle	1	14.740	1.055	Length X breadth	15.551	sqm.
118	115	Rectangle	1	17.030	2.445	Length X breadth	41.638	sqm.
119	116	Rectangle	1	1.295	2.430	Length X breadth	3.135	sqm.
120	117	Rectangle	1	2.530	2.430	Length X breadth	6.148	sqm.
121	118	Rectangle	1	19.360	1.605	Length X breadth	31.073	sqm.
122	119	Rectangle	2	4.805	2.260	Length X breadth	21.719	sqm.
123	120	Rectangle	2	1.450	1.830	Length X breadth	5.307	sqm.
124	121	Rectangle	2	1.530	1.425	Length X breadth	4.361	sqm.
125	122	Rectangle	1	3.725	1.830	Length X breadth	6.817	sqm.
126	123	Rectangle	1	3.470	1.910	Length X breadth	6.628	sqm.
127	124	Rectangle	1	0.995	2.920	Length X breadth	2.905	sqm.
128	125	Rectangle	1	2.245	1.095	Length X breadth	2.458	sqm.
129	126	Rectangle	1	8.630	1.105	Length X breadth	9.573	sqm.
130	127	Rectangle	1	8.705	5.300	Length X breadth	46.137	sqm.
131	128	Rectangle	1	1.145	3.985	Length X breadth	4.563	sqm.
132	129	Rectangle	1	1.165	0.930	Length X breadth	1.083	sqm.
133	130	Rectangle	1	1.000	3.005	Length X breadth	3.005	sqm.
134	131	Rectangle	4	2.920	0.525	Length X breadth	6.132	sqm.
135	132	Triangle	1	31.490	2.325	Length X breadth	59.857	sqm.
136	133	Rectangle	1	14.740	1.425	Length X breadth	21.005	sqm.
137	134	Rectangle	1	17.030	2.445	Length X breadth	41.638	sqm.
138	135	Rectangle	1	19.360	1.605	Length X breadth	31.073	sqm.
139	136	Rectangle	1	2.145	2.205	Length X breadth	4.730	sqm.
140	137	Rectangle	1	1.080	2.835	Length X breadth	3.062	sqm.
141	138	Rectangle	1	2.620	1.790	Length X breadth	4.690	sqm.
		TOTAL ADDITION (A)					5978.099	sqm.
		TOTAL GREEN AREA ACHIEVED					5978.099	sqm.

NOTE:
1. ALL DIMENSIONS ARE IN MM.
2. BUILDING WILL BE DESIGNED (STRUCTURE) AS PER RELEVANT IS CODES FOR EARTHQUAKE RESISTANCE.
3. THIS DRAWING SHALL ONLY BE READ & NOT SCALED.

DRAWING TITLE:
SUBMISSION DRAWING FOR:-]
BASEMENT PLAN
(IMPERIA HOUSING, PLOT-A5)

PROJECT :
IMPERIA HOUSING IN JAYPEE GREENS SPORTS CITY SDZ SEC.-25 YEIDA AREA

TOWN PLANNER'S SIGNATURE

ARCHITECT'S SIGNATURE

OWNER'S SIGNATURE
For Imperia Structures Limited
Authorised Signatory

OWNER :
IMPERIA STRUCTURES LIMITED,
A-25, Mohan Cooperative Industrial Estate, Mathura Road, New Delhi-110044

Drawing Title: STILT FLOOR PARKING PLAN/ GREEN AREA DIAGRAM

SCALE : 1:250, 1:300

DATE : 30-07-2019

DRAWING NO.

YAMUNA EXPRESSWAY INDUSTRIAL DEVELOPMENT AUTHORITY:

ANOJ TEVATIA
B. Arch (Hons)
CA/95/18739

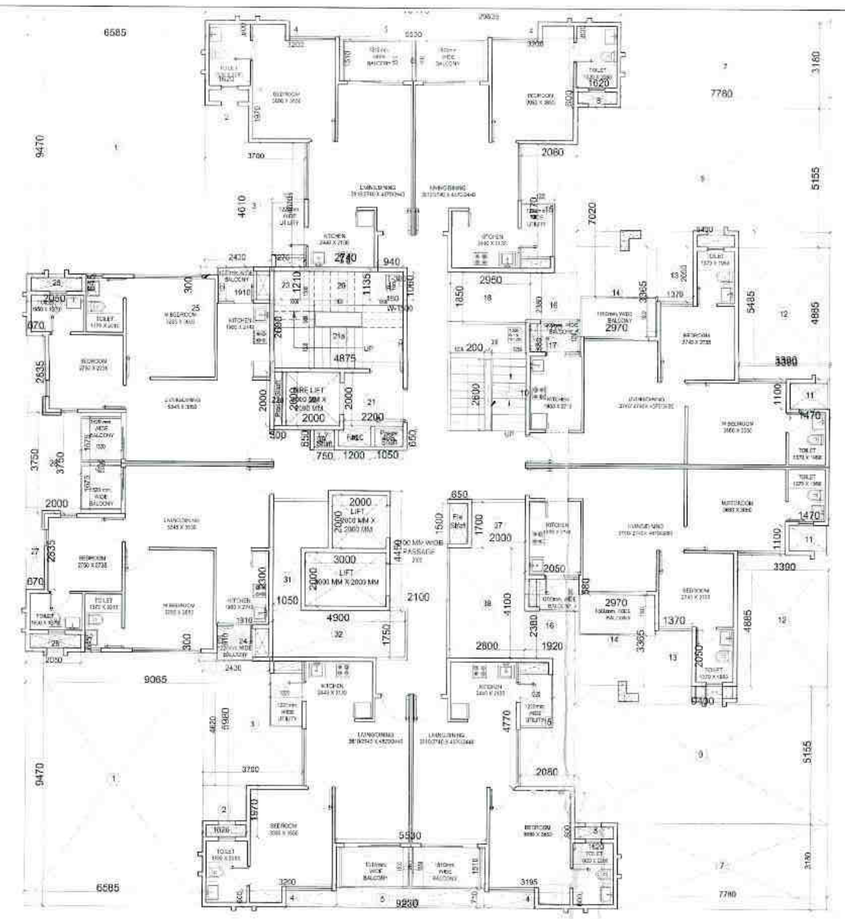

4 TYPICAL FLOOR PLAN
Scale:1:100

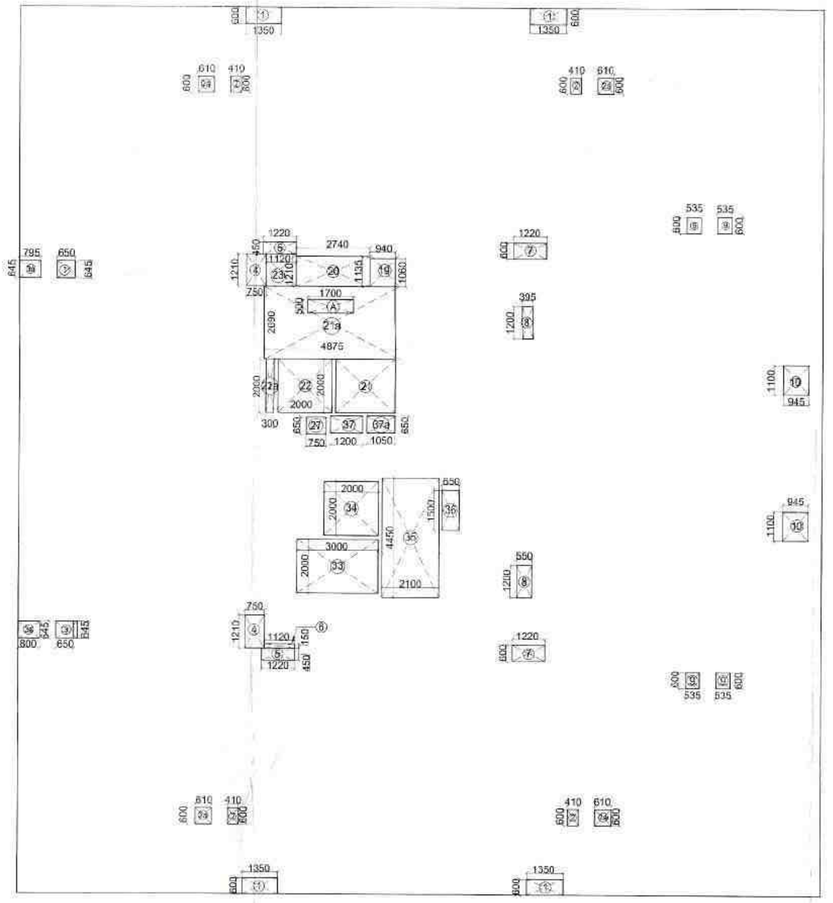

6 TYPICAL FLOOR- SERVICE AREA DIAGRAM
Scale:1:100

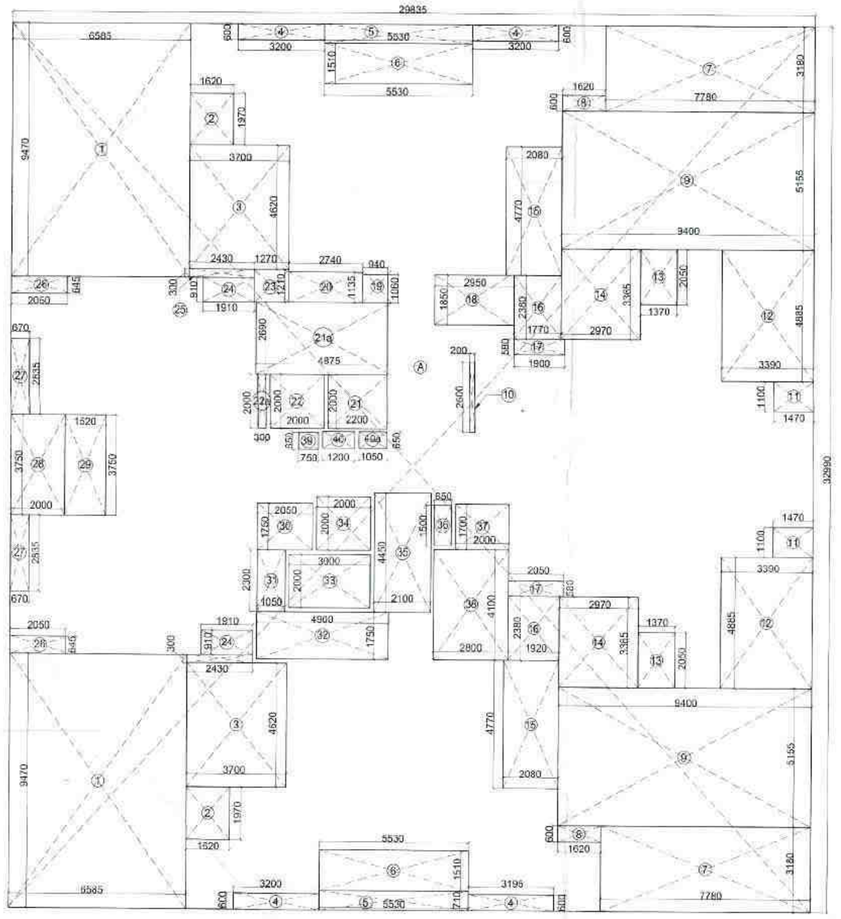

5 TYPICAL FLOOR- AREA DIAGRAM
Scale:1:100

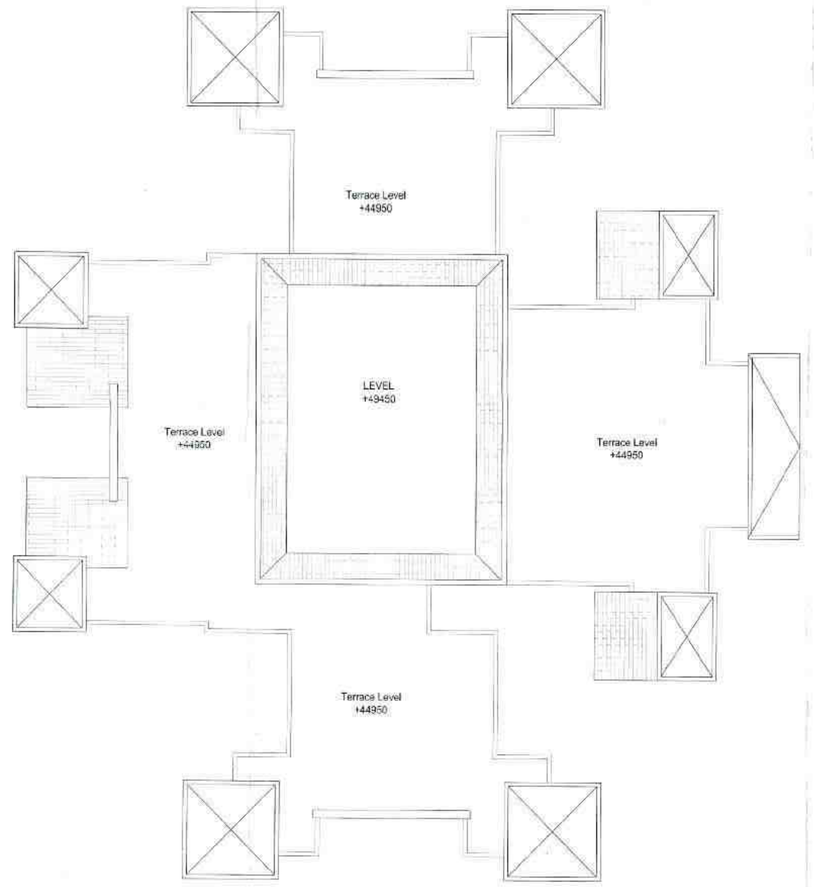

8 TERRACE FLOOR PLAN
Scale:1:100

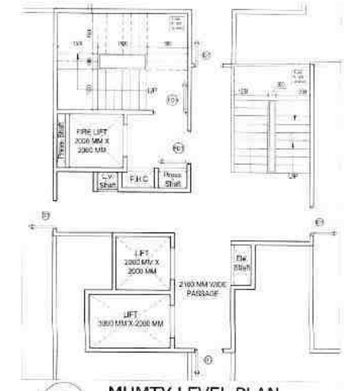

9 MUMTY LEVEL PLAN
Scale:1:100

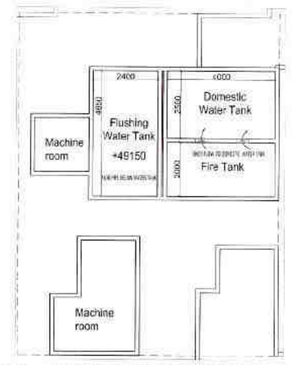

10 MACHINE ROOM/WATER TANK LEVEL PLAN
Scale:1:100

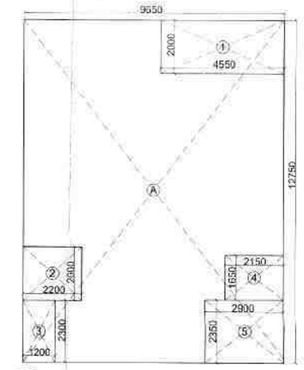

11 MUMTY- AREA DIAGRAM
Scale:1:100

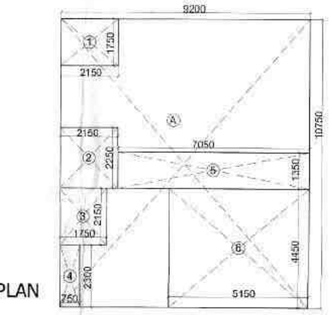

12 MACHINE ROOM/ WATER TANK- AREA DIAGRAM
Scale:1:100

TYPICAL FLOOR AREA STATEMENT- Tower- C1 (C2) (1ST- 14 TH FLOOR)								
S.no.	Description	Type	Number	Dimension(Meter) Length	Breadth	Calculation	Answer	Unit
	ADDITION							
1	A	Rectangle	1	29.835	32.590	Length X breadth	972.26	sqm.
	TOTAL ADDITIONS (A) =							
	DEDUCTION (-X)							
1	1	Rectangle	2	6.585	9.470	Length X breadth	124.72	sqm.
2	2	Rectangle	2	1.620	1.970	Length X breadth	6.38	sqm.
3	3	Rectangle	2	3.700	4.620	Length X breadth	34.19	sqm.
4	4	Rectangle	4	3.200	0.900	Length X breadth	11.52	sqm.
5	5	Rectangle	2	5.530	0.600	Length X breadth	6.64	sqm.
6	6	Rectangle	2	5.530	1.510	Length X breadth	16.70	sqm.
7	7	Rectangle	2	7.780	3.180	Length X breadth	49.48	sqm.
8	8	Rectangle	2	1.620	0.600	Length X breadth	1.94	sqm.
9	9	Rectangle	2	9.400	5.155	Length X breadth	96.91	sqm.
10	10	Rectangle	1	0.200	2.600	Length X breadth	0.52	sqm.
11	11	Rectangle	2	1.470	1.100	Length X breadth	3.23	sqm.
12	12	Rectangle	2	3.390	4.885	Length X breadth	33.12	sqm.
13	13	Rectangle	2	1.370	2.050	Length X breadth	5.62	sqm.
14	14	Rectangle	2	2.970	3.355	Length X breadth	19.99	sqm.
15	15	Rectangle	2	4.770	2.950	Length X breadth	28.14	sqm.
16	16	Rectangle	2	1.770	2.350	Length X breadth	8.43	sqm.
17	17	Rectangle	2	1.000	0.580	Length X breadth	2.20	sqm.
18	18	Rectangle	1	2.950	1.850	Length X breadth	5.46	sqm.
19	19	Rectangle	1	0.940	1.060	Length X breadth	1.00	sqm.
20	20	Rectangle	1	2.740	1.135	Length X breadth	3.11	sqm.
21	21	Rectangle	1	2.200	2.000	Length X breadth	4.40	sqm.
22	22	Rectangle	1	2.000	2.000	Length X breadth	4.00	sqm.
23	23	Rectangle	1	1.270	1.210	Length X breadth	1.54	sqm.
24	24	Rectangle	2	1.910	0.910	Length X breadth	3.48	sqm.
25	25	Rectangle	1	2.430	0.300	Length X breadth	0.73	sqm.
26	26	Rectangle	2	2.050	0.645	Length X breadth	2.64	sqm.
27	27	Rectangle	2	0.970	2.835	Length X breadth	3.80	sqm.
28	28	Rectangle	1	2.000	3.750	Length X breadth	7.50	sqm.
29	29	Rectangle	1	1.520	3.750	Length X breadth	5.70	sqm.
30	30	Rectangle	1	2.050	1.750	Length X breadth	3.59	sqm.
31	31	Rectangle	1	1.050	2.300	Length X breadth	2.42	sqm.
32	32	Rectangle	1	4.900	1.750	Length X breadth	8.58	sqm.
33	33	Rectangle	1	3.000	2.000	Length X breadth	6.00	sqm.
34	34	Rectangle	1	2.000	2.000	Length X breadth	4.00	sqm.
35	35	Rectangle	1	2.100	4.450	Length X breadth	9.35	sqm.
36	36	Rectangle	1	0.650	1.500	Length X breadth	0.98	sqm.
37	37	Rectangle	1	2.000	1.700	Length X breadth	3.40	sqm.
38	38	Rectangle	1	2.900	4.100	Length X breadth	11.49	sqm.
39	39	Rectangle	1	0.750	0.650	Length X breadth	0.49	sqm.
40	40	Rectangle	1	2.400	0.650	Length X breadth	1.56	sqm.
40	21a	Rectangle	1	4.875	2.690	Length X breadth	13.11	sqm.
41	22a	Rectangle	1	0.300	2.000	Length X breadth	0.60	sqm.
42	40a	Rectangle	1	1.050	0.650	Length X breadth	0.68	sqm.
	TOTAL DEDUCTION (X)						547.17	sqm.
	FAR ACHIEVED ON TYPICAL FLOOR =(A - X)						437.09	SQM.

TYPICAL FLOOR - SERVICE AREA STATEMENT- Tower- C1 (C2) (1ST - 14 TH FLOOR)								
S.no.	Description	Type	Number	Dimension(Meter) Length	Breadth	Calculation	Answer	Unit
	ADDITION							
1.	1	Rectangle	4	1.350	0.600	Length X breadth	3.24	sqm.
2.	2	Rectangle	4	0.410	0.600	Length X breadth	0.98	sqm.
3.	3	Rectangle	2	0.650	0.645	Length X breadth	0.84	sqm.
4.	4	Rectangle	2	0.750	1.210	Length X breadth	1.82	sqm.
5.	5	Rectangle	2	1.200	0.450	Length X breadth	1.08	sqm.
6.	6	Rectangle	1	1.120	0.150	Length X breadth	0.17	sqm.
7.	7	Rectangle	2	1.200	0.600	Length X breadth	1.44	sqm.
8.	8	Rectangle	2	0.500	1.200	Length X breadth	1.20	sqm.
9.	9	Rectangle	4	0.535	0.600	Length X breadth	1.28	sqm.
10.	10	Rectangle	2	0.945	1.100	Length X breadth	2.08	sqm.
11.	19	Rectangle	1	0.940	1.060	Length X breadth	1.00	sqm.
12.	20	Rectangle	1	2.740	1.135	Length X breadth	3.11	sqm.
13.	21	Rectangle	1	2.200	2.000	Length X breadth	4.40	sqm.
14.	22	Rectangle	1	2.000	2.000	Length X breadth	4.00	sqm.
15.	23	Rectangle	1	1.120	1.210	Length X breadth	1.36	sqm.
16.	26	Rectangle	1	2.625	0.825	Length X breadth	2.17	sqm.
17.	27	Rectangle	1	0.750	0.650	Length X breadth	0.49	sqm.
18.	33	Rectangle	1	3.000	2.000	Length X breadth	6.00	sqm.
19.	34	Rectangle	1	2.000	2.000	Length X breadth	4.00	sqm.
20.	35	Rectangle	1	2.100	2.450	Length X breadth	5.15	sqm.
21.	36	Rectangle	1	0.650	1.500	Length X breadth	0.98	sqm.
22.	37	Rectangle	1	1.200	0.650	Length X breadth	0.78	sqm.
23.	21a	Rectangle	1	4.875	2.690	Length X breadth	13.11	sqm.
24.	22a	Rectangle	1	0.300	2.000	Length X breadth	0.60	sqm.
25.	2a	Rectangle	4	0.610	0.600	Length X breadth	1.46	sqm.
26.	3a	Rectangle	2	0.795	0.645	Length X breadth	1.03	sqm.
27.	37a	Rectangle	2	1.030	0.650	Length X breadth	1.37	sqm.
	TOTAL ADDITION (A)						65.11	sqm.
	DEDUCTION							
1.	A	Rectangle	1	1.700	0.500	Length X breadth	0.85	sqm.
	TOTAL DEDUCTION X)						0.85	sqm.
	FAR OF SERVICE AREA ACHIEVED ON TYPICAL FLOOR						64.26	sqm.

MUMTY BUILUP AREA DETAIL- Tower- C1 (C2)								
S.no.	Description	Type	Number	Dimension(Meter) Length	Breadth	Calculation	Answer	Unit
	ADDITION (X)							
1	A	Rectangle	1	12.750		Length X breadth	123.038	sqm.
	TOTAL ADDITIONS (X) =						123.038	sqm.
	DEDUCTION (Y)							
1	1	Rectangle	1	2.000		Length X breadth	9.000	sqm.
2	2	Rectangle	1	2.000		Length X breadth	4.400	sqm.
3	3	Rectangle	1	2.300		Length X breadth	2.760	sqm.
4	4	Rectangle	1	1.650		Length X breadth	3.545	sqm.
5	5	Rectangle	1	2.350		Length X breadth	6.815	sqm.
	TOTAL DEDUCTION (Y)						26.523	sqm.
	TOTAL BUILUP AREA OF MUMTY = X-Y						96.515	SQM.

MACHINE ROOM/WATER TANK AREA DETAIL- Tower-C1 (C2)								
S.no.	Description	Type	Number	Dimension(Meter) Length	Breadth	Calculation	Answer	Unit
	ADDITION (X)							
1	A	Rectangle	1	10.750		Length X breadth	98.900	sqm.
	TOTAL ADDITIONS (X) =						98.900	sqm.
	DEDUCTION (Y)							
1	1	Rectangle	1	1.750		Length X breadth	3.763	sqm.
2	2	Rectangle	1	2.250		Length X breadth	4.838	sqm.
3	3	Rectangle	1	2.150		Length X breadth	3.763	sqm.
4	4	Rectangle	1	2.330		Length X breadth	1.725	sqm.
5	5	Rectangle	1	1.350		Length X breadth	5.518	sqm.
6	6	Rectangle	1	4.450		Length X breadth	22.918	sqm.
	TOTAL DEDUCTION (Y)						46.523	sqm.
	TOTAL BUILUP AREA OF MACHINE ROOM/ WATER TANK = X-Y						52.378	SQM.

TOTAL FAR OF TOWER C1 & C2 (S+14)		
1.	FAR AT STILT FLOOR	469.767
2.	FAR AT TYPICAL FLOOR (1-14)	12238.475
	TOTAL Far	12708.242

TOTAL BUILT UP OF TOWER C1 & C2 (S+14)		
		SQ. M
1	GROUND COVERAGE	1045.25
2	SERVICE FAR AT TYPICAL FLOOR (1-14)	1799.32
3	FAR AT TYPICAL FLOORS (1-14)	12238.48
4	BUILT UP AREA OF MUMTY	193.03
5	BUILT UP AREA OF WATER TANK & MACHIN ROOM	104.76
	TOTAL BUILT-UP	15380.83

DOOR-WINDOW SCHEDULE

S.NO.	TAG	QTY.	OPENING SIZE	CILL LVL.	LINTEL LVL.	MATERIAL
1.	D1	8	1050 X 2250	-	2250	Wooden Flush Door
2.	D2	12	900 X 2250	-	2250	Wooden Flush Door
3.	D3	16	750 X 2250	-	2250	Wooden Flush Door
4.	FD1	2	1250 X 2250	-	2250	Fire Door
5.	DW-1	2	2400 X 2250	00/600	2250	Sliding glass Door
6.	DW-2	4	2100 X 2250	00/600	2250	Sliding glass Door
7.	DW-3	2	1800 X 2250	00/600	2250	Sliding glass Door
8.	DW-4	4	1500 X 2250	00/600	2250	Sliding glass Door
9.	DW-5	4	1300 X 2250	00/600	2250	Sliding glass Door/window
10.	W1	2	2550 X 1300	950	2250	Fixed glass window
11.	W2	4	2100 X 1300	950	2250	Fixed glass window
12.	W3	4	1700 X 1300	950	2250	Fixed glass window
13.	W4	2	1770 X 1300	950	2250	Fixed glass window
14.	W5	2	1220 X 1300	950	2250	Fixed glass window
15.	W6	4	600 X 1300	950	2250	Fixed glass window
16.	V1	12	600 X 750	1500	2250	Ventilator Window

NOTE:
1. ALL DIMENSIONS ARE IN MM.
2. BUILDING WILL BE DESIGNED (STRUCTURE) AS PER RELEVANT IS CODES FOR EARTHQUAKE RESISTANCE.
3. THIS DRAWING SHALL ONLY BE READ & NOT SCALED.

DRAWING TITLE:
SUBMISSION DRAWING FOR:-]
PARKING LEVEL STILTS FLOOR PLAN ,
(IMPERIA HOUSING, PLOT-A5)

PROJECT :
IMPERIA HOUSING IN JAYPEE GREENS SPORTS CITY SDZ SEC.-25 YEIDA AREA

TOWN PLANNER'S SIGNATURE

ARCHITECT'S SIGNATURE

OWNER'S SIGNATURE

OWNER:
IMPERIA STRUCTURES LIMITED
A-25, Mohan Cooperative Industrial Estate, Mathura Road, New Delhi-110044

Drawing Title: TOWER C1 & C2
FLOOR PLAN & AREA DIAGRAMS
(Part-2)

SCALE: AS MENTIONED

DATE: 30-07-2019

SHEET NO.

YAMUNA EXPRESSWAY INDUSTRIAL DEVELOPMENT AUTHORITY:

ANOJ TEVATIA
B. Arch (Hons)
CA/95/18739
ARCHITECT

CHIEF ARCHITECT

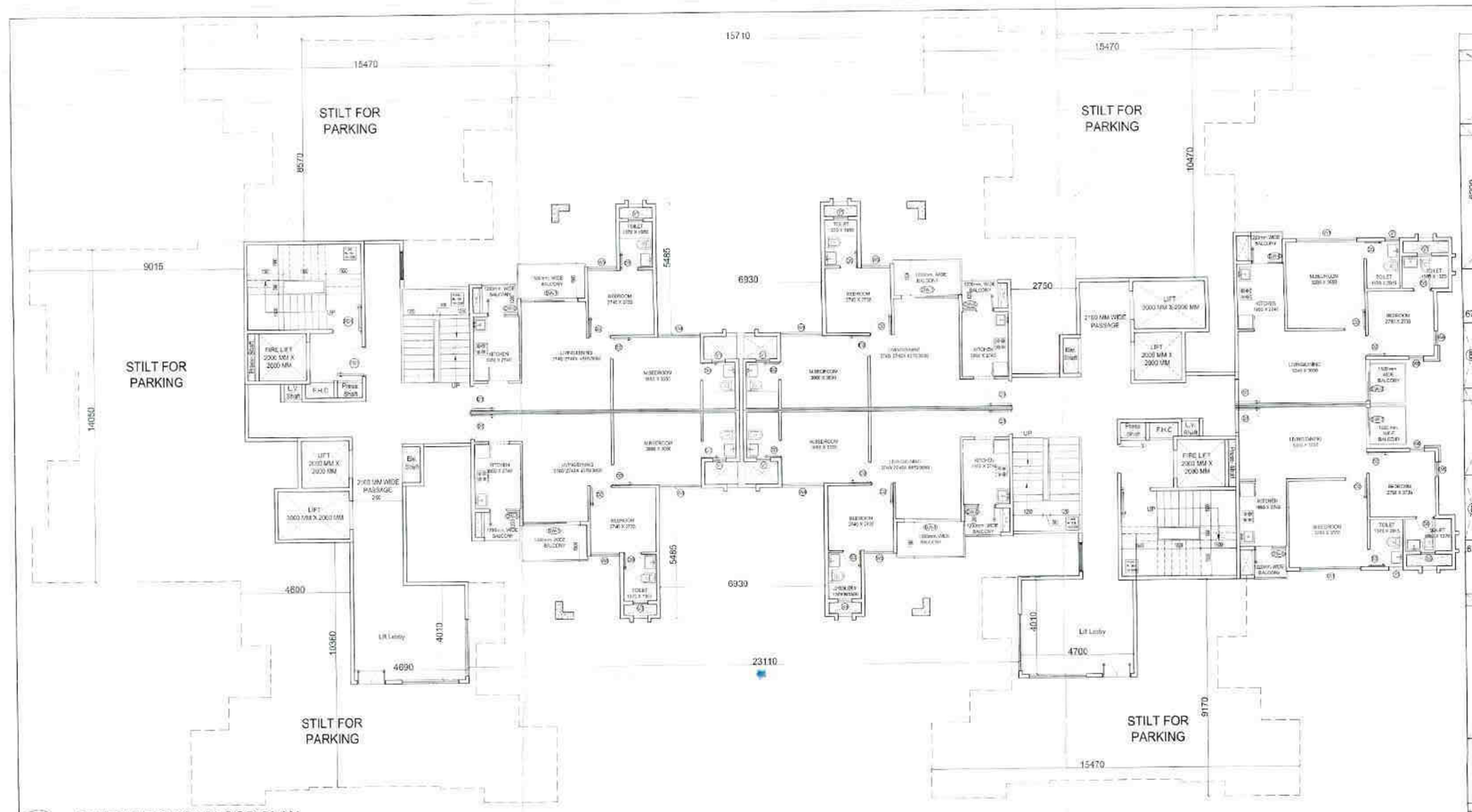

1 STILT/ GROUND FLOOR PLAN
Scale:1:100

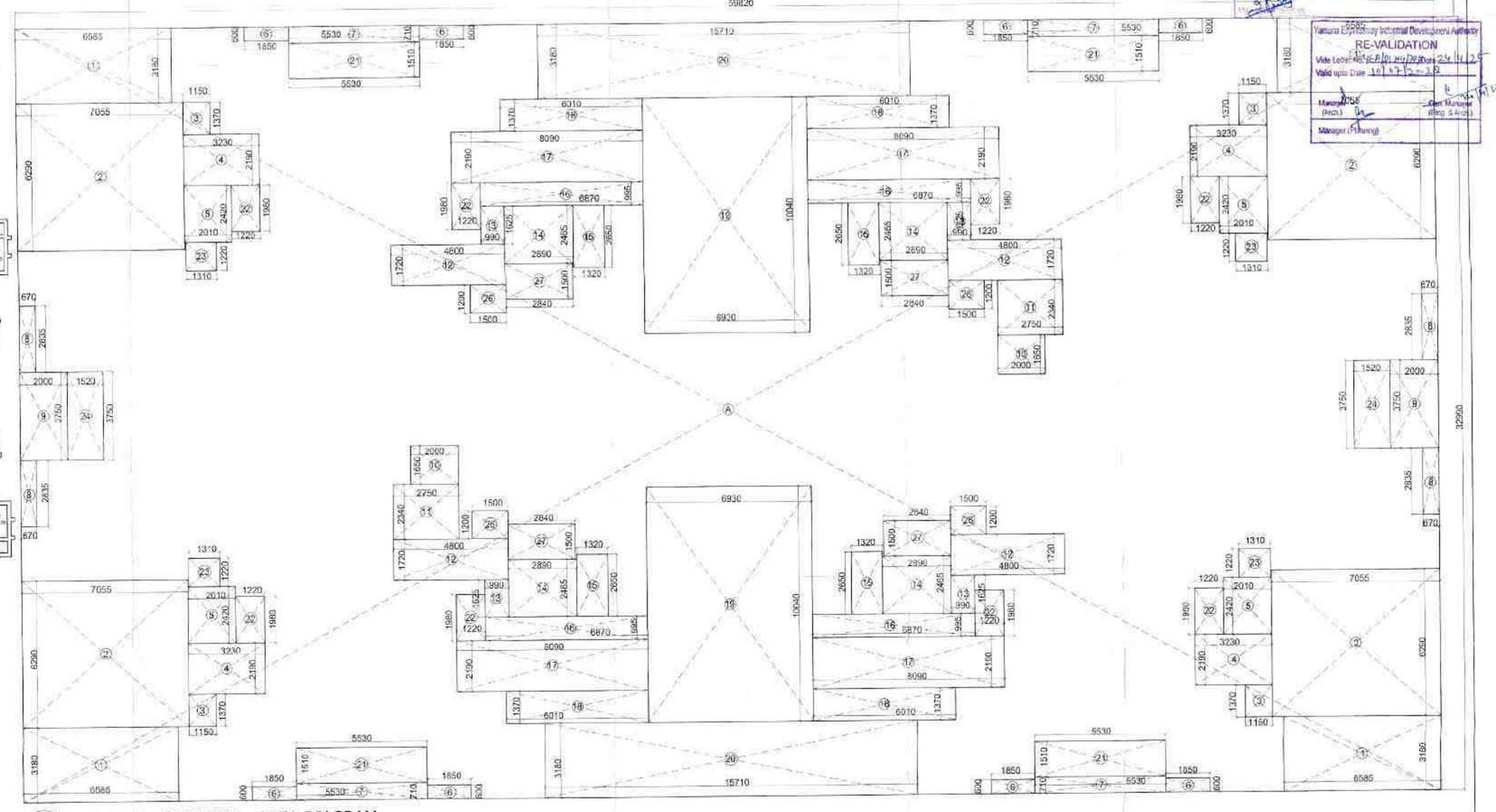

7 GROUND COVERAGE - AREA DIAGRAM
Scale:1:100

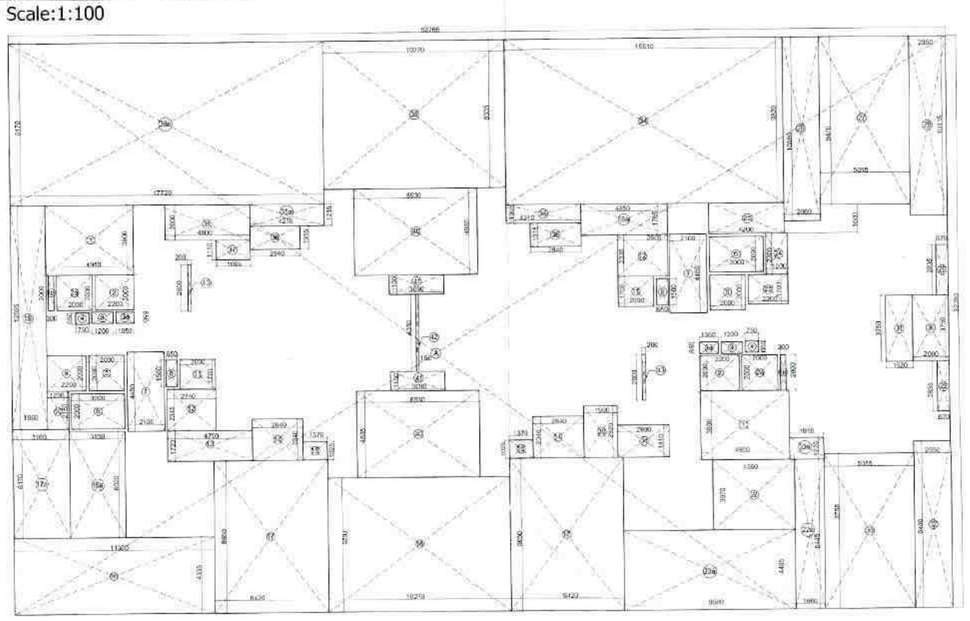

2 STILT FLOOR- AREA DIAGRAM
Scale:1:150

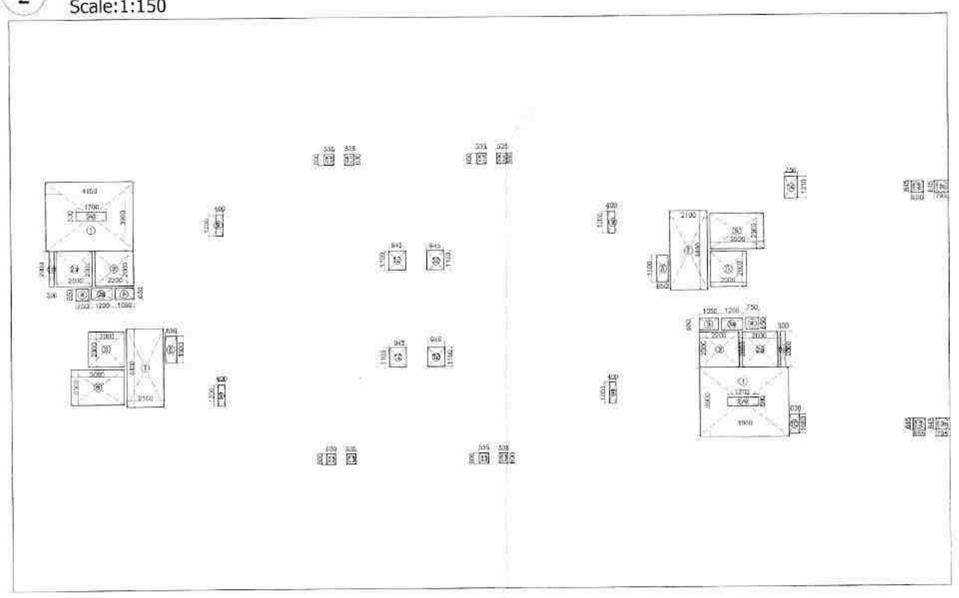

3 STILT FLOOR- SERVICE AREA DIAGRAM
Scale:1:150

STILT FLOOR AREA STATEMENT- Tower- C1 &C2

S.no.	Description	Type	Number	Dimension(Meter) Length	Dimension(Meter) Breadth	Calculation	Answer	Unit
	ADDITION							
1	A	Rectangle	1	52.766	32.280	Length X breadth	1703.25	sqm.
						TOTAL ADDITIONS (A) =	1703.25	sqm.
	DEDUCTION (X)							
1	1	Rectangle	2	4.950	3.900	Length X breadth	38.61	sqm.
2	2	Rectangle	2	2.200	2.000	Length X breadth	8.80	sqm.
3	3	Rectangle	2	1.200	0.650	Length X breadth	1.56	sqm.
4	4	Rectangle	2	0.750	0.650	Length X breadth	0.98	sqm.
5	5	Rectangle	2	2.000	2.000	Length X breadth	8.00	sqm.
6	6	Rectangle	2	3.000	2.000	Length X breadth	12.00	sqm.
7	7	Rectangle	2	2.100	4.450	Length X breadth	18.69	sqm.
8	8	Rectangle	2	0.650	1.500	Length X breadth	1.95	sqm.
9	9	Rectangle	1	2.200	2.000	Length X breadth	4.40	sqm.
10	10	Rectangle	1	1.200	2.150	Length X breadth	2.58	sqm.
11	11	Rectangle	2	2.000	1.700	Length X breadth	6.80	sqm.
12	12	Rectangle	2	2.750	2.340	Length X breadth	12.85	sqm.
13	13	Rectangle	1	4.780	1.720	Length X breadth	8.24	sqm.
13	13	Rectangle	1	4.850	1.755	Length X breadth	8.56	sqm.
14	14	Rectangle	2	2.840	2.340	Length X breadth	13.29	sqm.
15	15	Rectangle	2	1.370	1.025	Length X breadth	2.81	sqm.
16	16	Rectangle	1	11.300	4.335	Length X breadth	48.99	sqm.
17	16a	Rectangle	1	3.150	6.020	Length X breadth	18.96	sqm.
18	17	Rectangle	2	6.420	8.850	Length X breadth	111.07	sqm.
19	17a	Rectangle	1	3.180	6.170	Length X breadth	19.50	sqm.
20	18	Rectangle	1	10.270	7.625	Length X breadth	78.31	sqm.
21	19	Rectangle	1	1.960	12.555	Length X breadth	24.59	sqm.
22	20	Rectangle	1	1.900	2.920	Length X breadth	5.55	sqm.
23	21	Rectangle	1	2.900	1.810	Length X breadth	5.25	sqm.
24	22	Rectangle	1	4.590	3.970	Length X breadth	18.22	sqm.
25	22a	Rectangle	1	1.990	6.449	Length X breadth	14.02	sqm.
26	23	Rectangle	1	2.200	1.700	Length X breadth	3.74	sqm.
27	23a	Rectangle	1	9.650	4.485	Length X breadth	43.01	sqm.
28	24	Rectangle	1	1.200	2.300	Length X breadth	2.76	sqm.
29	25	Rectangle	1	4.200	1.750	Length X breadth	7.35	sqm.
30	26	Rectangle	1	3.060	10.360	Length X breadth	31.38	sqm.
31	27	Rectangle	1	5.055	9.470	Length X breadth	47.87	sqm.
32	28	Rectangle	1	2.050	10.115	Length X breadth	20.74	sqm.
33	29	Rectangle	2	0.670	2.835	Length X breadth	3.80	sqm.
34	30	Rectangle	1	2.000	3.750	Length X breadth	7.50	sqm.
35	31	Rectangle	1	1.520	3.750	Length X breadth	5.70	sqm.
36	32	Rectangle	1	2.050	9.400	Length X breadth	19.27	sqm.
37	33	Rectangle	1	5.055	8.755	Length X breadth	44.26	sqm.
38	33a	Rectangle	1	1.910	1.220	Length X breadth	2.33	sqm.
39	34	Rectangle	1	15.810	9.320	Length X breadth	145.49	sqm.
40	35	Rectangle	1	4.210	1.065	Length X breadth	4.48	sqm.
41	35a	Rectangle	1	4.210	1.215	Length X breadth	5.12	sqm.
42	36	Rectangle	2	2.840	1.315	Length X breadth	7.47	sqm.
43	37	Rectangle	1	1.900	1.110	Length X breadth	2.11	sqm.
44	38	Rectangle	1	4.800	2.000	Length X breadth	9.60	sqm.
45	38a	Rectangle	1	17.720	9.170	Length X breadth	162.49	sqm.
46	39	Rectangle	1	10.270	8.325	Length X breadth	85.50	sqm.
47	40	Rectangle	2	6.930	4.885	Length X breadth	67.71	sqm.
48	41	Rectangle	2	3.050	1.100	Length X breadth	6.60	sqm.
49	42	Rectangle	1	0.150	4.350	Length X breadth	0.65	sqm.
50	43	Rectangle	2	0.200	2.600	Length X breadth	1.04	sqm.
51	1a	Rectangle	2	0.300	2.000	Length X breadth	1.20	sqm.
52	2a	Rectangle	2	2.000	2.000	Length X breadth	8.00	sqm.
53	3a	Rectangle	2	1.050	0.650	Length X breadth	1.37	sqm.
						TOTAL DEDUCTION (X)	1233.49	sqm.
						FAR ACHIEVED ON STILT FLOOR =A -X	469.77	SQM.

Stilt Floor Area available for parking = Ground Coverage - Stilt Floor F.A.R- 15% Utility F.A.R
= 1045.25 - 469.77 - 112.36
= 463.12 Sq.M
Stilt car parking @ 30 Sq.m/ Car = 15.4 = SAY 15 No. Cars

GROUND COVERAGE AREA STATEMENT- Tower- C1 & C2

S.no.	Description	Type	Number	Dimension(Meter) Length	Dimension(Meter) Breadth	Calculation	Answer	Unit
	ADDITION							
1	A	Rectangle	1	59.820	32.990	Length X breadth	1973.46	sqm.
						TOTAL ADDITIONS (A) =	1973.46	sqm.
	DEDUCTION (X)							
1	1	Rectangle	4	6.585	3.180	Length X breadth	83.76	sqm.
2	2	Rectangle	4	7.055	6.250	Length X breadth	177.50	sqm.
3	3	Rectangle	4	1.150	1.370	Length X breadth	6.30	sqm.
4	4	Rectangle	4	3.230	2.190	Length X breadth	28.29	sqm.
5	5	Rectangle	4	2.910	2.420	Length X breadth	19.46	sqm.
6	6	Rectangle	6	1.850	0.600	Length X breadth	6.66	sqm.
7	7	Rectangle	3	5.530	0.710	Length X breadth	11.78	sqm.
8	8	Rectangle	4	0.670	2.835	Length X breadth	7.60	sqm.
9	9	Rectangle	2	2.000	3.750	Length X breadth	15.00	sqm.
10	10	Rectangle	2	2.000	1.050	Length X breadth	6.60	sqm.
11	11	Rectangle	2	2.750	2.340	Length X breadth	12.87	sqm.
12	12	Rectangle	4	4.800	1.720	Length X breadth	33.02	sqm.
13	13	Rectangle	4	0.990	1.625	Length X breadth	6.44	sqm.
14	14	Rectangle	4	2.990	2.465	Length X breadth	28.50	sqm.
15	15	Rectangle	4	1.320	2.650	Length X breadth	13.99	sqm.
16	16	Rectangle	4	6.810	0.995	Length X breadth	27.34	sqm.
17	17	Rectangle	4	8.000	2.190	Length X breadth	70.37	sqm.
18	18	Rectangle	4	6.010	1.370	Length X breadth	32.93	sqm.
19	19	Rectangle	2	6.930	10.040	Length X breadth	139.15	sqm.
20	20	Rectangle	2	15.710	3.180	Length X breadth	99.92	sqm.
21	21	Rectangle	4	5.630	1.510	Length X breadth	33.40	sqm.
22	22	Rectangle	8	1.220	1.990	Length X breadth	19.32	sqm.
23	23	Rectangle	4	1.310	1.220	Length X breadth	6.39	sqm.
24	24	Rectangle	2	1.520	3.750	Length X breadth	11.40	sqm.
25	25	Rectangle	2	1.810	1.510	Length X breadth	5.47	sqm.
26	26	Rectangle	4	1.500	1.200	Length X breadth	7.20	sqm.
27	27	Rectangle	4	2.840	1.500	Length X breadth	17.04	sqm.
						TOTAL DEDUCTION (X)	928.21	sqm.
						TOTAL GROUND COVERAGE ACHIEVED =A -X	1045.25	SQM.

STILT FLOOR - SERVICE AREA STATEMENT- Tower- C1 & C2

S.no.	Description	Type	Number	Dimension(Meter) Length	Dimension(Meter) Breadth	Calculation	Answer	Unit
	ADDITION							
1	1	Rectangle	2	4.950	3.900	Length X breadth	38.61	sqm.
2	2	Rectangle	2	2.200	2.000	Length X breadth	8.80	sqm.
3	3	Rectangle	2	1.050	0.650	Length X breadth	1.37	sqm.
4	4	Rectangle	2	0.750	0.650	Length X breadth	0.98	sqm.
5	5	Rectangle	2	2.000	2.000	Length X breadth	8.00	sqm.
6	6	Rectangle	2	3.000	2.000	Length X breadth	12.00	sqm.
7	7	Rectangle	2	2.100	4.450	Length X breadth	18.69	sqm.
8	8	Rectangle	2	0.650	1.500	Length X breadth	1.95	sqm.
9	9	Rectangle	4	0.400	1.200	Length X breadth	1.92	sqm.
10	10	Rectangle	1	0.600	1.060	Length X breadth	0.64	sqm.
11	11	Rectangle	8	0.535	0.600	Length X breadth	2.57	sqm.
12	12	Rectangle	4	0.945	1.100	Length X breadth	4.16	sqm.
13	13	Rectangle	2	0.655	0.645	Length X breadth	0.84	sqm.
14	14	Rectangle	1	0.750	1.210	Length X breadth	0.91	sqm.
15	1a	Rectangle	2	0.300	2.000	Length X breadth	1.20	sqm.
16	2a	Rectangle	2	2.000	2.000	Length X breadth	8.00	sqm.
17	13a	Rectangle	2	0.945	0.545	Length X breadth	1.03	sqm.
18	3a	Rectangle	2	1.200	0.650	Length X breadth	1.56	sqm.
						TOTAL ADDITION (A)	113.21	sqm.
	DEDUCTION							
1	A	Rectangle	1	1.700	0.500	Length X breadth	0.85	sqm.
						TOTAL DEDUCTION X)	0.85	sqm.
						FAR OF SERVICE AREA ACHIEVED ON STILT FLOOR	112.36	sqm.

DOOR-WINDOW SCHEDULE

S.NO.	TAG	QTY.	OPENING SIZE	CILL LVL.	LINTEL LVL.	MATERIAL
1.	D1	9	1000 X 2250	-	2250	Wooden Flush Door
2.	D2	12	900 X 2250	-	2250	Wooden Flush Door
3.	D3	16	750 X 2250	-	2250	Wooden Flush Door
4.	FD1	2	1250 X 2250	-	2250	Fire Door
5.	SW-1	2	2400 X 2250	00800	2250	Sliding glass Door
6.	SW-2	4	2100 X 2250	00800	2250	Sliding glass Door
7.	SW-3	2	1800 X 2250	00800	2250	Sliding glass Door
8.	SW-4	4	1500 X 2250	00800	2250	Sliding glass Door
9.	SW-5	4	1300 X 2250	00800	2250	Sliding glass Door/window
10.	W1	2	3300 X 1300	950	2250	Fixed glass window
11.	W2	4	2100 X 1300	950	2250	Fixed glass window
12.	W3	4	1700 X 1300	950	2250	Fixed glass window
13.	W4	2	1770 X 1300	950	2250	Fixed glass window
14.	W5	2	1200 X 1300	950	2250	Fixed glass window
15.	W6	4	600 X 1300	950	2250	Fixed glass window
16.	V1	17	600 X 750	1500	2250	Ventilator Window

NOTE:
1. ALL DIMENSIONS ARE IN MM.
2. BUILDING WILL BE DESIGNED (STRUCTURE) AS PER RELEVANT IS CODES FOR EARTHQUAKE RESISTANCE.
3. THIS DRAWING SHALL ONLY BE READ & NOT SCALED.

DRAWING TITLE:
SUBMISSION DRAWING FOR:-
PARKING LEVEL STILTS FLOOR PLAN ,
(IMPERIA HOUSING, PLOT-A5)

PROJECT :
IMPERIA HOUSING IN JAYPEE GREENS SPORTS CITY SDZ SEC.-25 YEIDA AREA

TOWN PLANNER'S SIGNATURE

ARCHITECT'S SIGNATURE

OWNER'S SIGNATURE Structure Limited
Authorised Signatory

OWNER
IMPERIA STRUCTURES LIMITED,
A-25, Mohan Cooperative Industrial Estate, Mathura Road, New Delhi-110044

Drawing Title: TOWER C1 & C2
FLOOR PLAN & AREA DIAGRAMS
(Part-1)

SCALE: AS MENTIONED

DATE: 30-07-2019

SHEET NO.

YAMUNA EXPRESSWAY INDUSTRIAL DEVELOPMENT AUTHORITY

ANOJ TEVATIA
B. Arch (Hons)
CA/95/18738
REGISTERED ARCHITECT

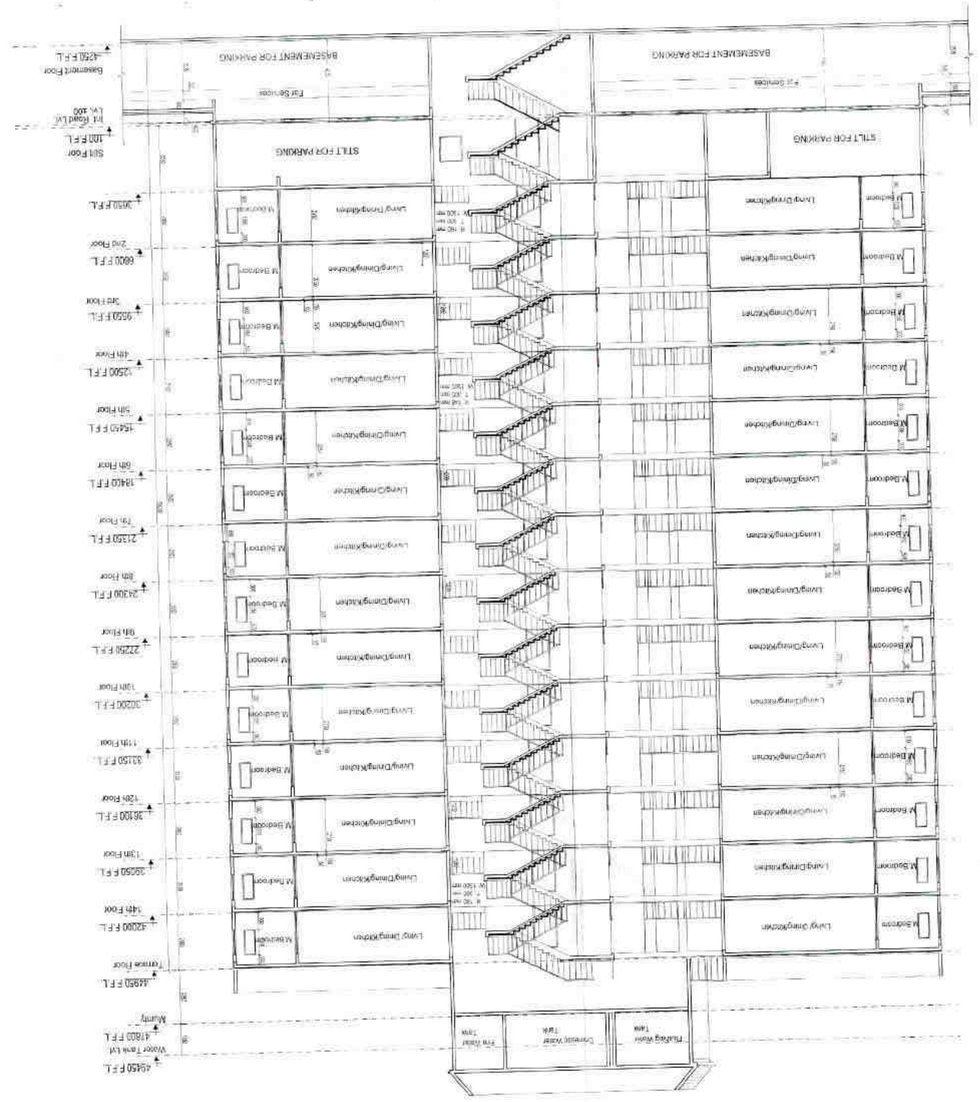

3 SECTION-X
1 : 150

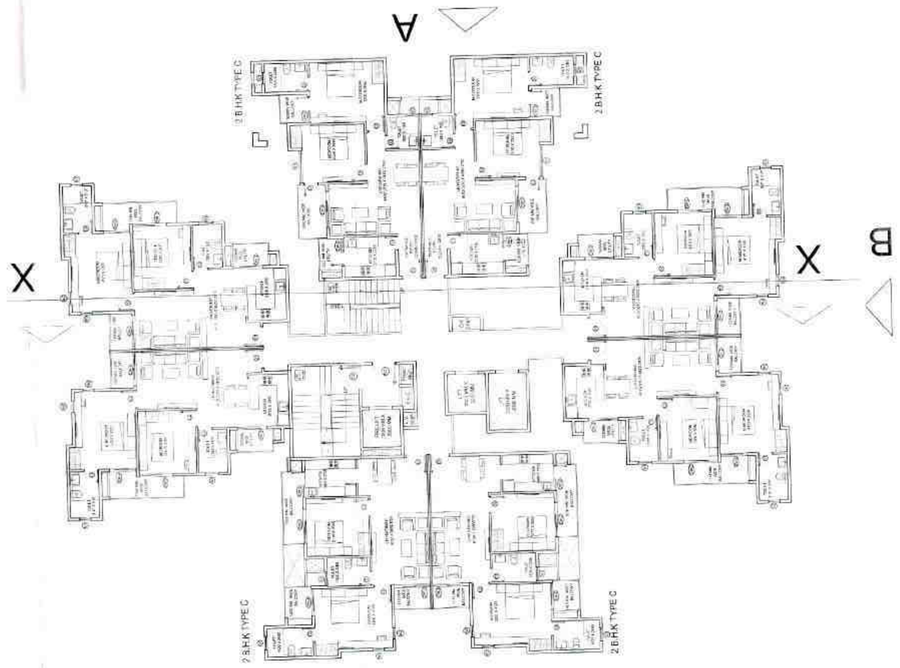

4 FLOOR PLAN
1 : 150

1 ELEVATION E1
1 : 150

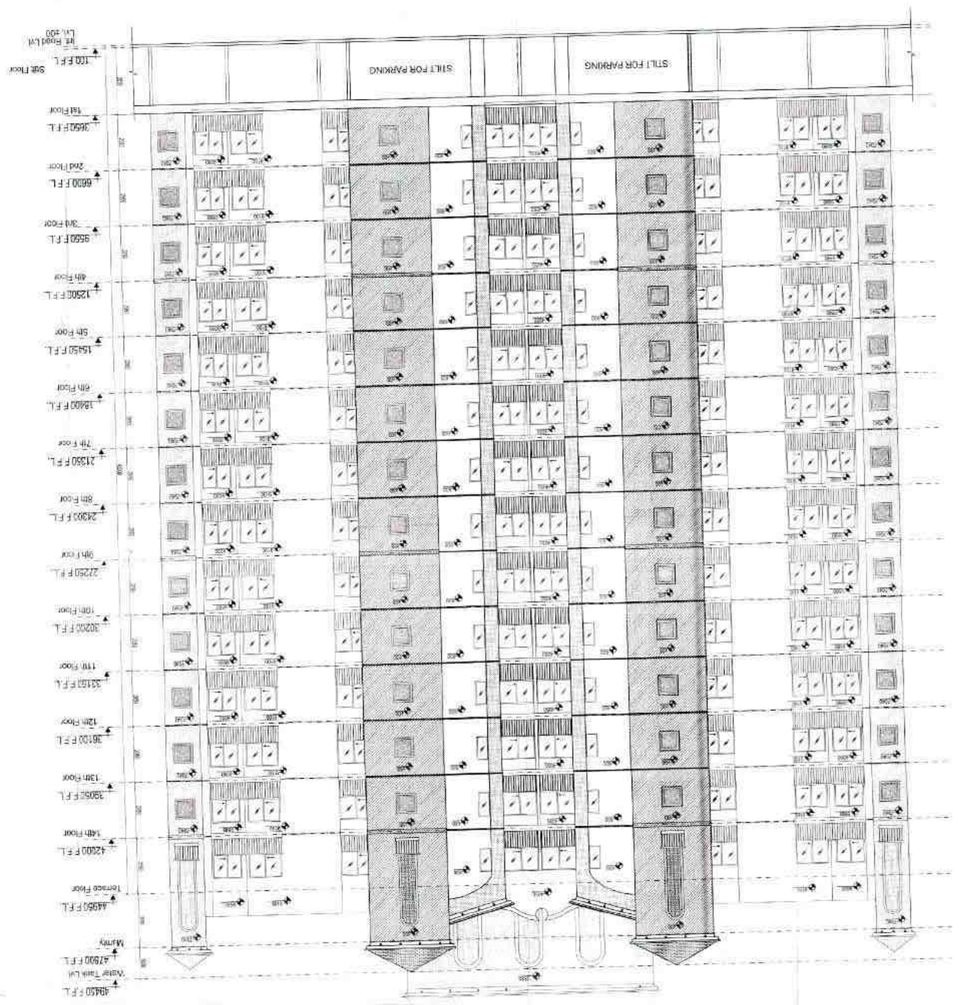

2 ELEVATION E2
1 : 150

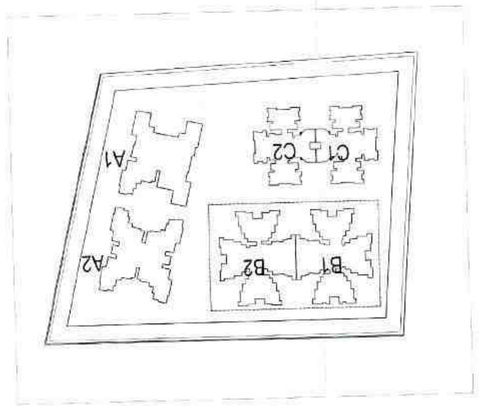

5 KEY PLAN
NTS

KEY PLAN

NOTE:
1. ALL DIMENSIONS ARE IN MM
2. READING NOT TO BE SCALED (REGARDING AS PER REQUIRE BE TOKEN FROM EXECUTIVE ENGINEER)
3. THIS DRAWING SHALL ONLY BE READ & NOT SCALED

DRAWING TITLE:
SUBMISSION DRAWING FOR:-
PARKING LEVEL STILTS FLOOR PLAN,
(IMPERIA HOUSING, PLOT-A5)

PROJECT
IMPERIA HOUSING IN JAYPEE
GREENS SPORTS CITY SDZ
SEC.-25 YEIDA AREA

TOWN PLANNERS SIGNATURE

ARCHITECT'S SIGNATURE

OWNER'S SIGNATURE
for Imperia Structures Limited
Authorised Signatory

OWNER
IMPERIA STRUCTURES LIMITED,
A-25, Mohan Cooperative Industrial Estate, Mathura Road
Delhi-110044

Drawing Title
TOWER B1-B2 (S+14)
ELEVATION & SECTION

SCALE
AS MENTIONED

DATE	30-07-2019
SHEET NO	
DRAWN BY	
CHECKED BY	
REVISION NO	

YAMUNA EXPRESSWAY INDUSTRIAL DEVELOPMENT

ANOJ TEWATIA
B. Arch (Hons)
CA/95/11239
ARCHITECT

ASSOCIATE ARCHITECT

SHEET NO

APPROVED
Yamuna Expressway Industrial Development Authority
Vide Letter No. YEIDA/BP/2019/0079 Dated 30/05/19
Vide Letter No. YEIDA/BP/2023/0173 Dated 10/03/2023
Manager (Planning)

FOR VALIDATION
Yamuna Expressway Industrial Development Authority
Vide Letter No. YEIDA/BP/2019/0079 Dated 30/05/19
Vide Letter No. YEIDA/BP/2023/0173 Dated 10/03/2023
PLOT-A5
Manager (Planning)

1 ELEVATION E1
1 : 150

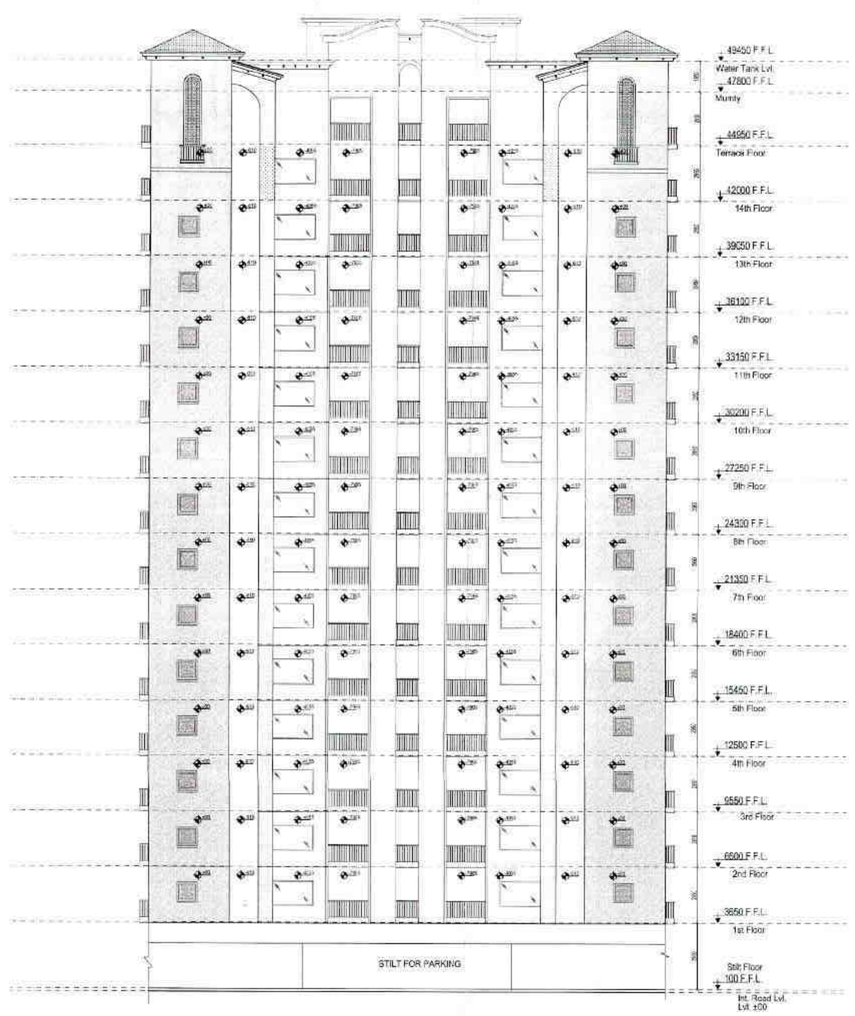

2 ELEVATION E2
1 : 150

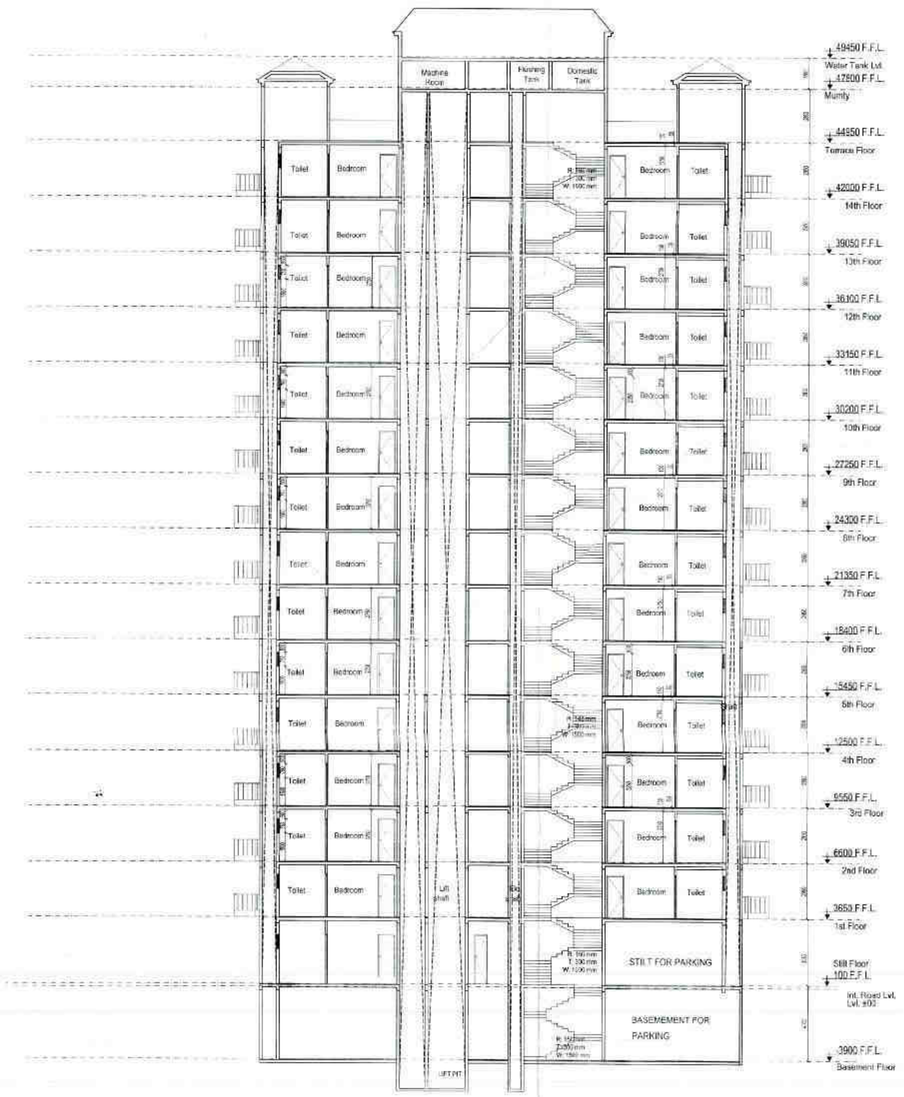

3 SECTION-X
1 : 150

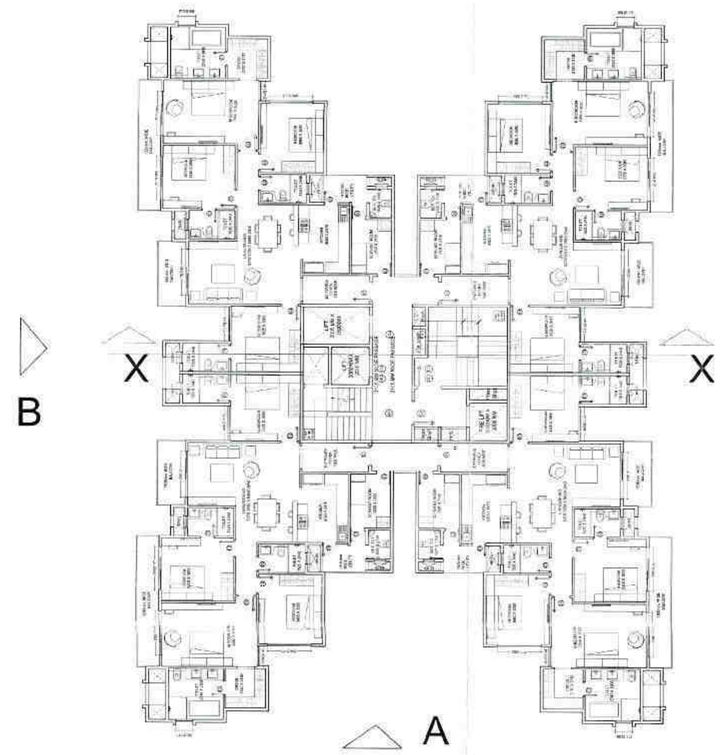

4 FLOOR PLAN
1 : 150

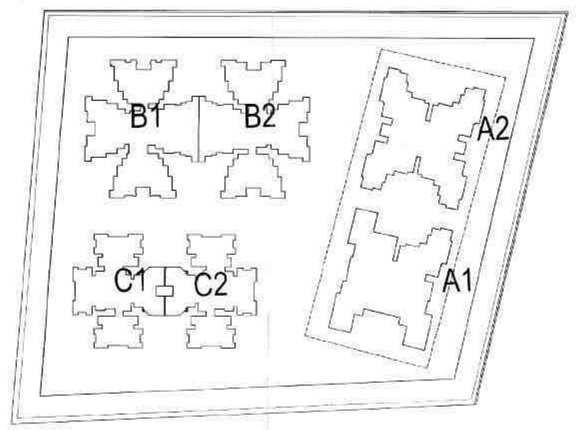

5 KEY PLAN
NTS

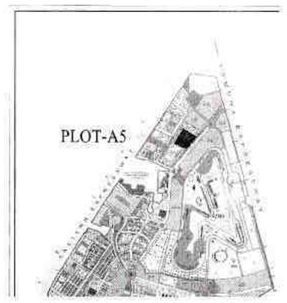

KEY PLAN

NOTE:
1. ALL DIMENSIONS ARE IN MM
2. BUILDING WILL BE DESIGNED (STRUCTURE) AS PER RELEVANT IBS CODES FOR EARTHQUAKE RESISTANCE.
3. THIS DRAWING SHALL ONLY BE READ & NOT SCALED.

DRAWING TITLE:
SUBMISSION DRAWING FOR:-]
PARKING LEVEL STILTS FLOOR PLAN ,
(IMPERIA HOUSING, PLOT-A5)

PROJECT :
IMPERIA HOUSING IN JAYPEE GREENS SPORTS CITY SDZ SEC.-25 YEIDA AREA

TOWN PLANNER'S SIGNATURE

ARCHITECT'S SIGNATURE

OWNER'S SIGNATURE

OWNER:
IMPERIA STRUCTURES LIMITED,
A-25, Mohan Cooperative Industrial Estate, Mathura Ro
Delhi-110044

Drawing Title:
TOWER A1-A2 (S+14)
ELEVATION & SECTION

SCALE :
AS MENTIONED

DATE :	SHEET NO:
30-07-2019	A-09

DRAWN BY :	CHECKED BY :	REVISION NO :

YAMUNA EXPRESSWAY INDUSTRIAL DEVELOPMEN

ASSOCIATE ARCHITECT	ARCHITECT	CHIEF ARC
	ANOJ TEVATIA B. Arch (Hons) CA/95/18739	

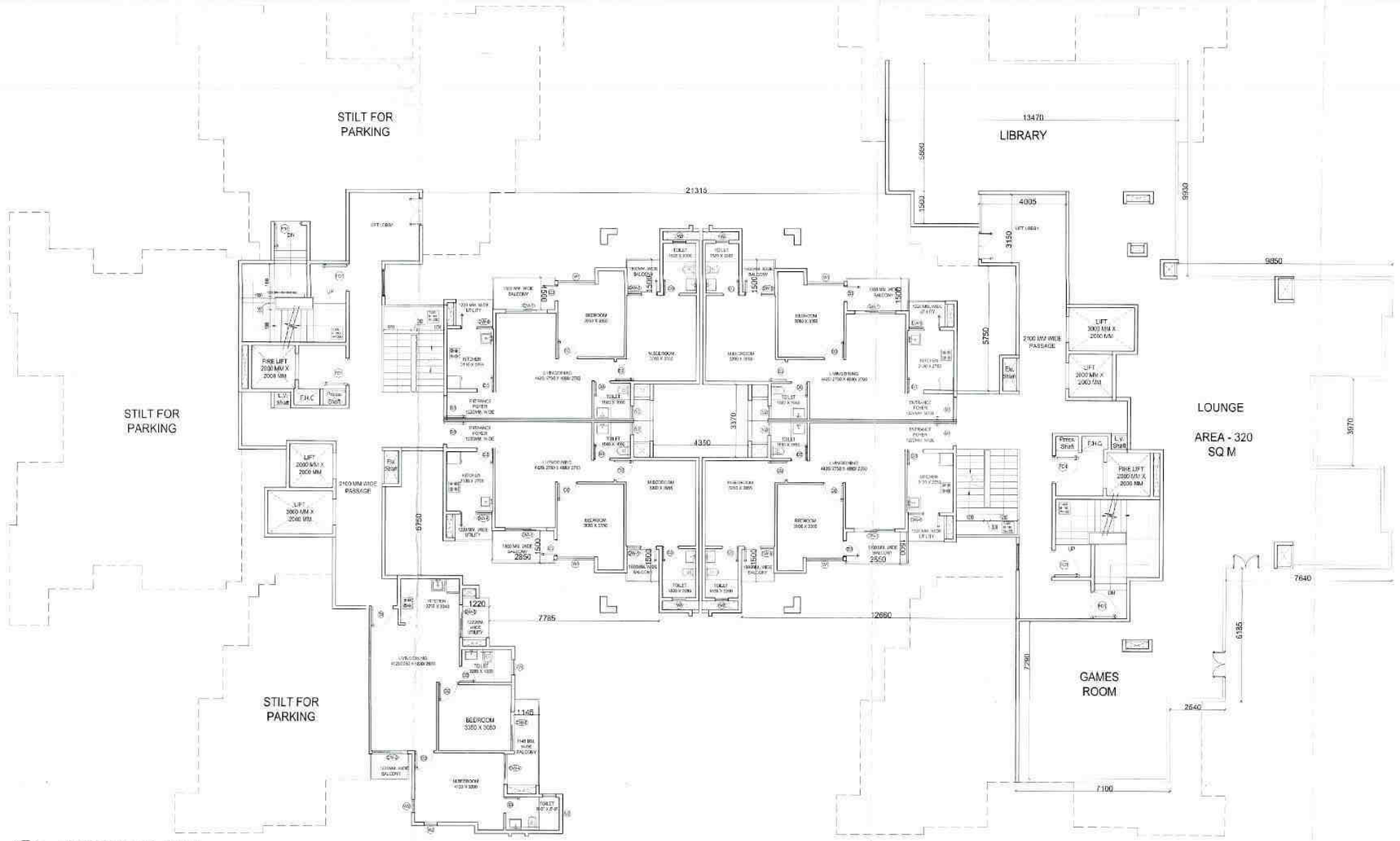

1 STILT FLOOR PLAN
Scale:1:100

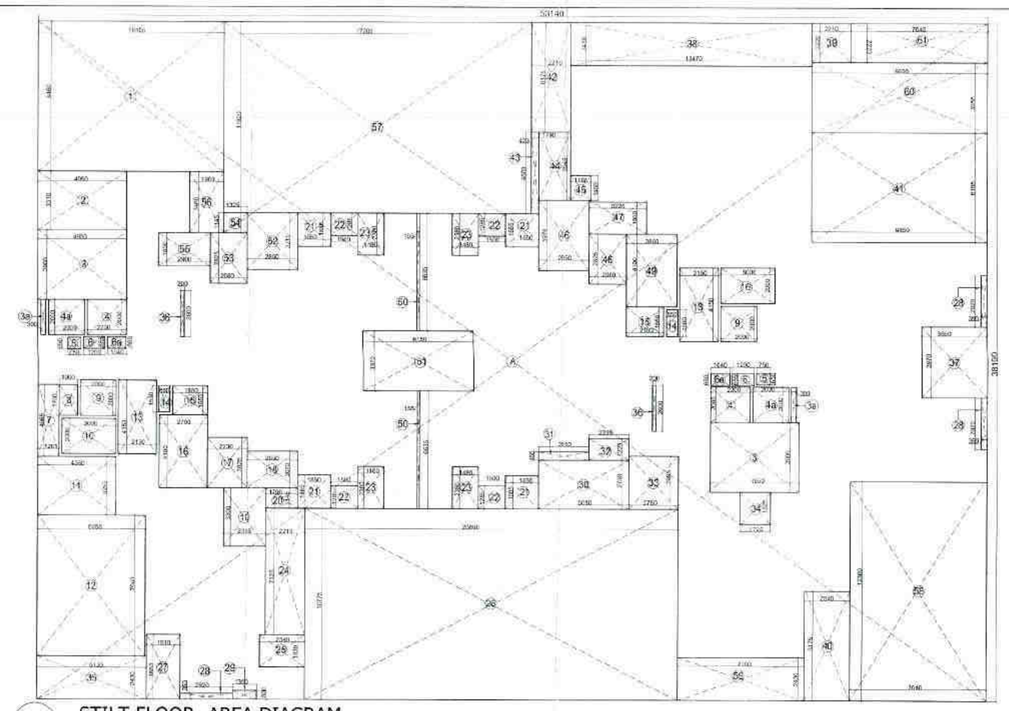

2 STILT FLOOR- AREA DIAGRAM
Scale:1:150

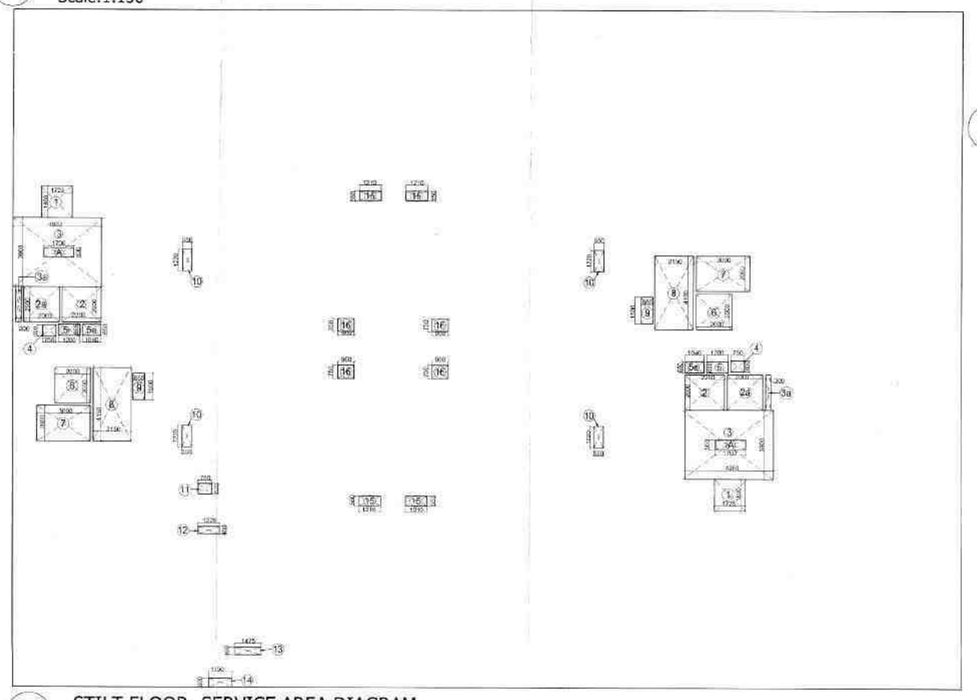

3 STILT FLOOR- SERVICE AREA DIAGRAM
Scale:1:150

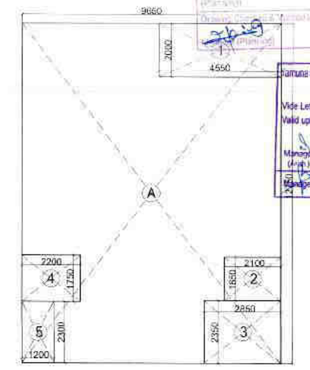

7 MUMTY - BUILT UP AREA DIAGRAM
Scale:1:100

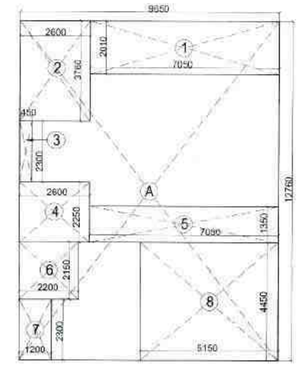

8 MACHINE ROOM/ OHT- AREA DIAGRAM
Scale:1:100

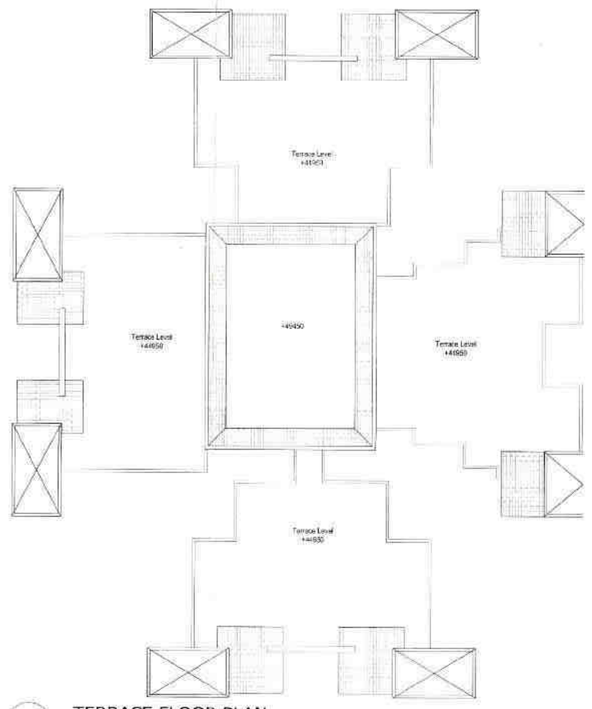

4 TERRACE FLOOR PLAN
Scale:1:150

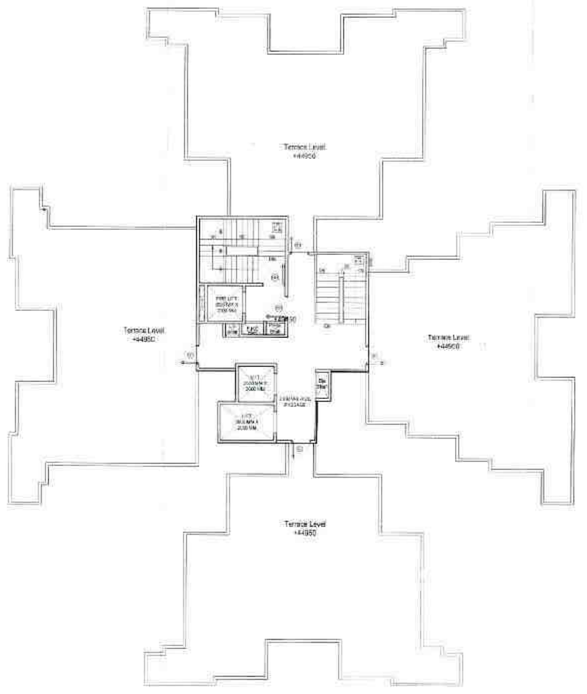

5 MUMTY LEVEL PLAN
Scale:1:150

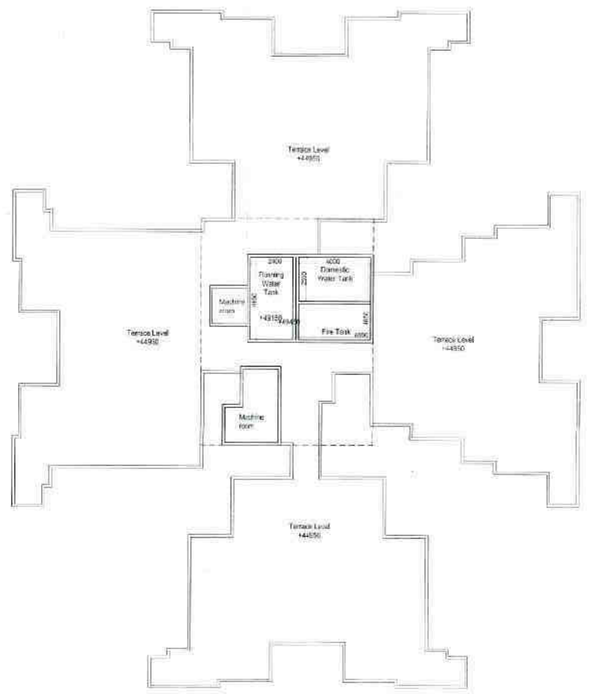

6 MACHINE ROOM/ WATER TANK LVL. PLAN
Scale:1:150

STILT FLOOR AREA STATEMENT- Tower- B1 & B2

S.no	Description	Type	Number	Dimension(Meter) Length	Breadth	Calculation	Answer	Unit
	ADDITION							
1	A	Rectangle	1	53.140	38.190	Length X breadth	2029.417	sqm
				TOTAL ADDITIONS (A) =			2029.417	sqm.
	DEDUCTION (X)							
1	1	Rectangle	1	19.405	8.460	Length X breadth	88.026	sqm.
2	2	Rectangle	1	4.800	3.310	Length X breadth	15.888	sqm.
3	3	Rectangle	2	4.950	3.800	Length X breadth	38.610	sqm.
4	4	Rectangle	2	2.200	2.000	Length X breadth	8.800	sqm.
5	5	Rectangle	2	0.750	0.650	Length X breadth	0.975	sqm.
6	6	Rectangle	2	1.200	0.655	Length X breadth	1.572	sqm.
7	7	Rectangle	1	1.200	4.655	Length X breadth	4.865	sqm.
8	8	Rectangle	1	1.000	1.750	Length X breadth	1.750	sqm.
9	9	Rectangle	2	2.000	2.000	Length X breadth	8.000	sqm.
10	10	Rectangle	2	3.000	2.000	Length X breadth	12.000	sqm.
11	11	Rectangle	1	4.350	3.225	Length X breadth	14.333	sqm.
12	12	Rectangle	1	6.055	7.940	Length X breadth	48.077	sqm.
13	13	Rectangle	2	2.150	4.150	Length X breadth	17.845	sqm.
14	14	Rectangle	2	0.650	1.020	Length X breadth	1.950	sqm.
15	15	Rectangle	2	1.550	1.650	Length X breadth	5.435	sqm.
16	16	Rectangle	1	2.700	4.100	Length X breadth	11.070	sqm.
17	17	Rectangle	1	2.230	2.825	Length X breadth	6.300	sqm.
18	18	Rectangle	1	2.650	2.670	Length X breadth	5.900	sqm.
19	19	Rectangle	1	2.385	3.320	Length X breadth	7.871	sqm.
20	20	Rectangle	1	1.790	1.145	Length X breadth	2.050	sqm.
21	21	Rectangle	4	1.850	1.885	Length X breadth	13.949	sqm.
22	22	Rectangle	4	1.800	1.285	Length X breadth	7.710	sqm.
23	23	Rectangle	4	1.450	2.340	Length X breadth	14.090	sqm.
24	24	Rectangle	1	2.210	7.125	Length X breadth	15.746	sqm.
25	25	Rectangle	1	2.840	1.630	Length X breadth	4.649	sqm.
26	26	Rectangle	1	29.000	19.778	Length X breadth	224.787	sqm
27	27	Rectangle	1	1.940	3.580	Length X breadth	6.972	sqm
28	28	Rectangle	4	2.920	0.350	Length X breadth	4.088	sqm
29	29	Rectangle	1	1.360	0.500	Length X breadth	0.679	sqm
30	30	Rectangle	1	5.080	2.750	Length X breadth	13.970	sqm.
31	31	Rectangle	1	2.850	0.465	Length X breadth	1.325	sqm.
32	32	Rectangle	1	2.230	1.220	Length X breadth	2.721	sqm.
33	33	Rectangle	1	2.750	2.995	Length X breadth	8.236	sqm.
34	34	Rectangle	1	1.725	1.825	Length X breadth	3.148	sqm.
35	35	Rectangle	1	6.130	2.430	Length X breadth	14.896	sqm.
36	36	Rectangle	2	0.200	2.600	Length X breadth	1.040	sqm.
37	37	Rectangle	1	3.650	3.970	Length X breadth	14.491	sqm.
38	38	Rectangle	1	13.470	2.430	Length X breadth	32.732	sqm.
39	39	Rectangle	1	2.210	2.200	Length X breadth	4.862	sqm.
40	40	Rectangle	1	2.540	6.175	Length X breadth	15.685	sqm.
41	41	Rectangle	1	9.850	6.155	Length X breadth	60.622	sqm.
42	42	Rectangle	1	2.210	6.175	Length X breadth	13.647	sqm.
43	43	Rectangle	1	0.420	4.600	Length X breadth	1.932	sqm.
44	44	Rectangle	1	1.790	3.845	Length X breadth	6.883	sqm.
45	45	Rectangle	1	1.165	1.400	Length X breadth	1.631	sqm.
46	46	Rectangle	1	2.850	3.910	Length X breadth	11.315	sqm.
47	47	Rectangle	1	3.225	1.800	Length X breadth	5.805	sqm.
48	48	Rectangle	1	2.060	2.825	Length X breadth	5.876	sqm.
49	49	Rectangle	1	2.850	4.100	Length X breadth	11.685	sqm.
50	50	Rectangle	2	0.155	6.635	Length X breadth	2.057	sqm.
51	51	Rectangle	1	6.150	3.310	Length X breadth	20.726	sqm.
52	52	Rectangle	1	2.850	3.215	Length X breadth	9.163	sqm.
53	53	Rectangle	1	2.060	2.825	Length X breadth	5.876	sqm.
54	54	Rectangle	1	1.335	1.145	Length X breadth	1.517	sqm.
55	55	Rectangle	1	2.900	1.890	Length X breadth	5.365	sqm.
56	56	Rectangle	1	1.900	3.460	Length X breadth	6.574	sqm.
57	57	Rectangle	1	17.205	11.920	Length X breadth	205.054	sqm.
58	58	Rectangle	1	7.640	12.360	Length X breadth	94.430	sqm.
59	59	Rectangle	1	7.100	2.430	Length X breadth	17.253	sqm.
60	60	Rectangle	1	9.850	3.935	Length X breadth	38.957	sqm.
61	61	Rectangle	1	7.640	2.210	Length X breadth	16.961	sqm.
62	62	Rectangle	1	2.540	3.905	Length X breadth	10.046	sqm.
63	3a	Rectangle	2	0.300	2.000	Length X breadth	1.200	sqm.
64	4a	Rectangle	2	2.000	2.000	Length X breadth	8.000	sqm.
65	6a	Rectangle	2	1.040	0.650	Length X breadth	1.352	sqm.
				TOTAL DEDUCTION (X)			1272.817	sqm.
				FAR ACHIEVED ON STILT FLOOR =A -X			756.600	SQM.

STILT FLOOR - SERVICE AREA STATEMENT- Tower- B1, B2

S.no	Description	Type	Number	Dimension(Meter) Length	Breadth	Calculation	Answer	Unit
	ADDITION							
1	1	Rectangle	2	1.725	1.800	Length X breadth	6.210	sqm
2	2	Rectangle	2	2.200	2.000	Length X breadth	8.800	sqm
3	3	Rectangle	2	4.950	3.900	Length X breadth	38.610	sqm
4	4	Rectangle	2	0.750	0.650	Length X breadth	0.975	sqm
5	5	Rectangle	2	1.200	0.655	Length X breadth	1.572	sqm
6	6	Rectangle	2	2.000	2.000	Length X breadth	8.000	sqm
7	7	Rectangle	2	3.000	2.000	Length X breadth	12.000	sqm
8	8	Rectangle	2	2.150	4.150	Length X breadth	17.845	sqm
9	9	Rectangle	2	0.650	1.530	Length X breadth	1.950	sqm
10	10	Rectangle	4	0.550	1.220	Length X breadth	2.684	sqm
11	11	Rectangle	1	0.750	0.600	Length X breadth	0.450	sqm
12	12	Rectangle	1	1.220	0.400	Length X breadth	0.488	sqm
13	13	Rectangle	1	1.475	0.400	Length X breadth	0.590	sqm
14	14	Rectangle	1	1.350	0.500	Length X breadth	0.675	sqm
15	15	Rectangle	4	1.210	0.550	Length X breadth	2.662	sqm
16	16	Rectangle	4	0.900	0.750	Length X breadth	2.700	sqm
17	3a	Rectangle	2	0.300	2.000	Length X breadth	1.200	sqm
18	4a	Rectangle	2	2.000	2.000	Length X breadth	8.000	sqm
18	5a	Rectangle	2	1.040	0.650	Length X breadth	1.352	sqm
				TOTAL ADDITION (A)			116.763	sqm.
	DEDUCTION							
1	A	Rectangle	1	1.700	0.500	Length X breadth	0.850	sqm
				TOTAL DEDUCTION X)			0.850	sqm.
				FAR OF SERVICE AREA ACHIEVED ON STILT FLOOR			115.913	sqm.

DOOR-WINDOW SCHEDULE

S.NO.	TAG	QTY.	OPENING SIZE	CILL LVL.	LINTEL LVL.	MATERIAL
1.	D1	8	1050 X 2250	-	2250	Wooden Flush Door
2.	D2	16	900 X 2250	-	2250	Wooden Flush Door
3.	D3	20	750 X 2250	-	2250	Wooden Flush Door
4.	FD1	2	1250 X 2250	-	2250	Fire Door
5.	DW-1	4	1900 X 2250	00/600	2250	Sliding glass Door
6.	DW-2	10	1800 X 2250	00/600	2250	Sliding glass Door
7.	DW-3	4	1550 X 2250	00/600	2250	Sliding glass Door
8.	DW-4	6	1400 X 2250	00/600	2250	Sliding glass Door
9.	DW-5	2	1450 X 2250	00/600	2250	Sliding glass Door/window
10.	DW-6	4	1350 X 2250	00/600	2250	Sliding glass Door/window
11.	W1	2	1700 X 1300	950	2250	Fixed glass window
12.	W2	12	800 X 1300	950	2250	Fixed glass window
13.	V1	6	700 X 750	1500	2250	Ventilator Window
14.	V2	10	600 X 750	1500	2250	Ventilator Window

NOTE:
1. ALL DIMENSIONS ARE IN MM.
2. BUILDING WILL BE DESIGNED (STRUCTURE) AS PER RELEVANT IS CODES FOR EARTHQUAKE RESISTANCE.
3. THIS DRAWING SHALL ONLY BE READ & NOT SCALED.

DRAWING TITLE:
SUBMISSION DRAWING FOR:-]
TOWER B1 & B2 (IMPERIA HOUSING, PLOT-A5)

PROJECT :
IMPERIA HOUSING IN JAYPEE GREENS SPORTS CITY SDZ SEC.-25 YEIDA AREA

TOWN PLANNER'S SIGNATURE

ARCHITECT'S SIGNATURE

OWNER'S SIGNATURE
For Imperia Structures Limited
Authorised Signatory

OWNER
IMPERIA STRUCTURES LIMITED,
A-25, Mohan Cooperative Industrial Estate, Mathura Road, New Delhi-110044

Drawing Title:
TOWER B1& B2 (PART-1)

SCALE
AS MENTIONED

DATE: 30-07-2019

DRAWING NO.

YAMUNA EXPRESSWAY INDUSTRIAL DEVELOPMENT AUTHORITY:

ANOJ SHARMA
B. Arch (Hons)
CA/95/18739

ASSOCIATE ARCHITECT | ARCHITECT | CHIEF ARCHITECT

Yamuna Expressway Industrial Development Authority
RE-VALIDATION
Vide Letter No. Y.E.I.D.A./2019 Date 24/12/20
Valid upto Date 30/04/2019
Manager (Arch.)
Gen. Manager (Plng. & Arch.)
Manager (Planning)

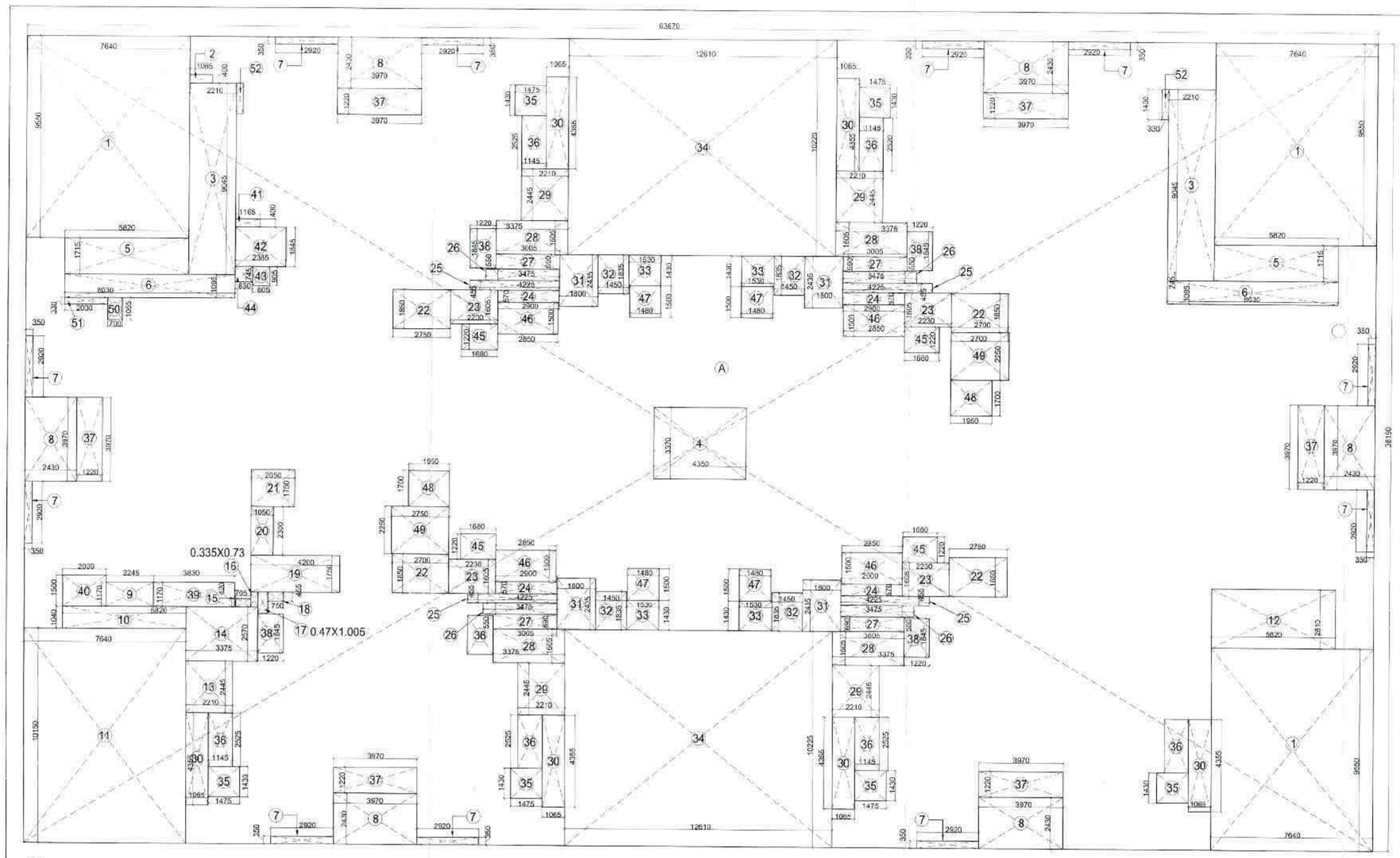

9 GROUND COVERGAE - AREA DIAGRAM
Scale:1:100

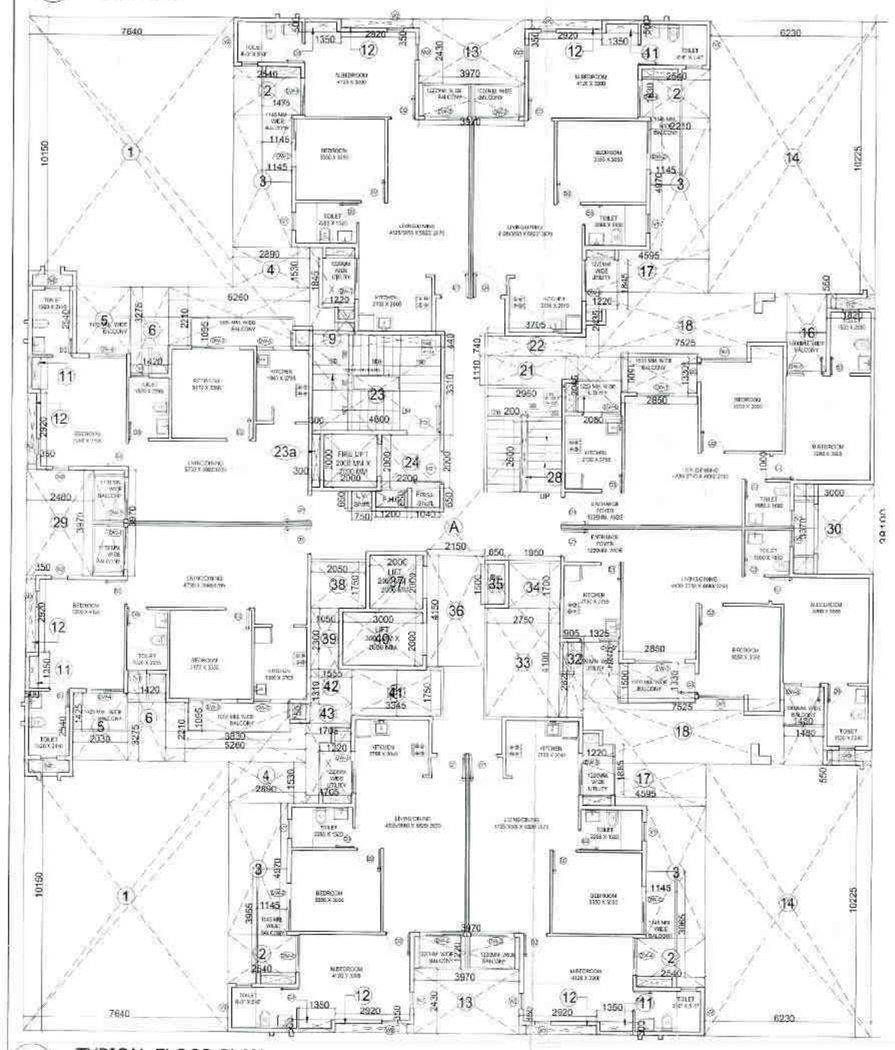

10 TYPICAL FLOOR PLAN
Scale:1:100

GROUND COVERAGE AREA STATEMENT- Tower- B1, B2								
S.no.	Description	Type	Number	Dimension(Meter) Length	Breadth	Calculation	Answer	Unit
	ADDITION							
1	A	Rectangle	1	63.670	38.190	Length X breadth	2431.557	sqm
			TOTAL ADDITIONS (A) =				2431.557	sqm.
	DEDUCTION (X)							
1	1	Rectangle	3	7.640	9.550	Length X breadth	218.886	sqm
2	2	Rectangle	1	1.065	0.400	Length X breadth	0.426	sqm
3	3	Rectangle	3	2.210	9.045	Length X breadth	59.968	sqm
4	4	Rectangle	1	4.350	3.310	Length X breadth	14.660	sqm
5	5	Rectangle	2	5.820	1.715	Length X breadth	19.963	sqm
6	6	Rectangle	2	8.030	1.095	Length X breadth	17.586	sqm
7	7	Rectangle	11	2.920	0.350	Length X breadth	11.242	sqm
8	8	Rectangle	6	3.970	2.430	Length X breadth	57.893	sqm
9	9	Rectangle	1	2.245	1.170	Length X breadth	2.627	sqm
10	10	Rectangle	1	5.820	1.040	Length X breadth	6.053	sqm
11	11	Rectangle	1	7.640	10.150	Length X breadth	77.546	sqm
12	12	Rectangle	1	5.820	2.810	Length X breadth	16.354	sqm.
13	13	Rectangle	1	2.210	2.445	Length X breadth	5.403	sqm.
14	14	Rectangle	1	3.375	2.570	Length X breadth	8.674	sqm.
15	15	Rectangle	1	0.725	0.400	Length X breadth	0.290	sqm.
16	16	Rectangle	1	0.330	0.730	Length X breadth	0.240	sqm.
17	17	Rectangle	1	0.470	1.005	Length X breadth	0.472	sqm.
18	18	Rectangle	1	0.750	0.455	Length X breadth	0.341	sqm.
19	19	Rectangle	1	4.200	1.750	Length X breadth	7.350	sqm.
20	20	Rectangle	1	1.050	2.300	Length X breadth	2.415	sqm.
21	21	Rectangle	1	2.050	1.750	Length X breadth	3.588	sqm.
22	22	Rectangle	4	2.700	1.850	Length X breadth	19.980	sqm.
23	23	Rectangle	4	2.230	1.605	Length X breadth	14.317	sqm.
24	24	Rectangle	4	2.900	0.570	Length X breadth	6.612	sqm.
25	25	Rectangle	4	4.225	0.455	Length X breadth	7.690	sqm.
26	26	Rectangle	4	3.475	0.550	Length X breadth	7.645	sqm.
27	27	Rectangle	4	3.005	0.690	Length X breadth	8.294	sqm.
28	28	Rectangle	4	3.375	1.605	Length X breadth	21.668	sqm.
29	29	Rectangle	4	2.210	2.455	Length X breadth	21.702	sqm.
30	30	Rectangle	6	1.055	4.355	Length X breadth	27.828	sqm.
31	31	Rectangle	4	1.890	2.435	Length X breadth	17.532	sqm.
32	32	Rectangle	4	1.450	1.835	Length X breadth	10.643	sqm.
33	33	Rectangle	4	1.530	1.430	Length X breadth	8.752	sqm.
34	34	Rectangle	1	12.610	10.225	Length X breadth	128.937	sqm.
35	35	Rectangle	6	1.475	1.430	Length X breadth	12.613	sqm.
36	36	Rectangle	6	1.145	2.625	Length X breadth	17.347	sqm.
37	37	Rectangle	6	3.970	1.220	Length X breadth	29.060	sqm.
38	38	Rectangle	5	1.220	1.845	Length X breadth	11.256	sqm.
39	39	Rectangle	1	3.830	1.170	Length X breadth	4.481	sqm.
40	40	Rectangle	1	2.030	1.500	Length X breadth	3.045	sqm.
41	41	Rectangle	1	1.165	0.400	Length X breadth	0.466	sqm.
42	42	Rectangle	1	2.385	1.845	Length X breadth	4.400	sqm.
43	43	Rectangle	1	0.805	0.905	Length X breadth	0.729	sqm.
44	44	Rectangle	1	0.830	0.745	Length X breadth	0.618	sqm.
45	45	Rectangle	4	1.680	1.220	Length X breadth	8.198	sqm.
46	46	Rectangle	4	2.850	1.500	Length X breadth	17.100	sqm.
47	47	Rectangle	4	1.480	1.500	Length X breadth	8.880	sqm.
48	48	Rectangle	2	1.550	1.700	Length X breadth	6.630	sqm.
49	49	Rectangle	2	2.750	2.250	Length X breadth	12.375	sqm.
50	50	Rectangle	1	0.700	1.065	Length X breadth	0.746	sqm.
51	51	Rectangle	1	2.030	0.330	Length X breadth	0.670	sqm.
52	52	Rectangle	2	0.330	1.430	Length X breadth	0.944	sqm.
			TOTAL DEDUCTION (X)				973.131	sqm.
			TOTAL GROUND COVERAGE ACHIEVED =A -X				1458.426	SQM.

FAR OF TOWER B1& B2 (5+14)		
1	FAR AT STILT FLOOR	756.60
2	FAR AT TYPICAL FLOOR (1-14)	16147.94
	TOTAL FAR	16904.54

BUILT UP OF TOWER B1&B2 (5+14)		
1	GROUND COVERAGE	1458.43
2	SERVICE FAR AT TYPICAL FLOOR (1-14)	1923.44
3	FAR AT TYPICAL FLOORS (1-14)	16147.94
4	BUILT UP AREA OF MUMTY	198.33
5	BUILT UP AREA OF WATER TANK & MACHIN ROOM	194.56
	TOTAL BUILT UP	19922.70

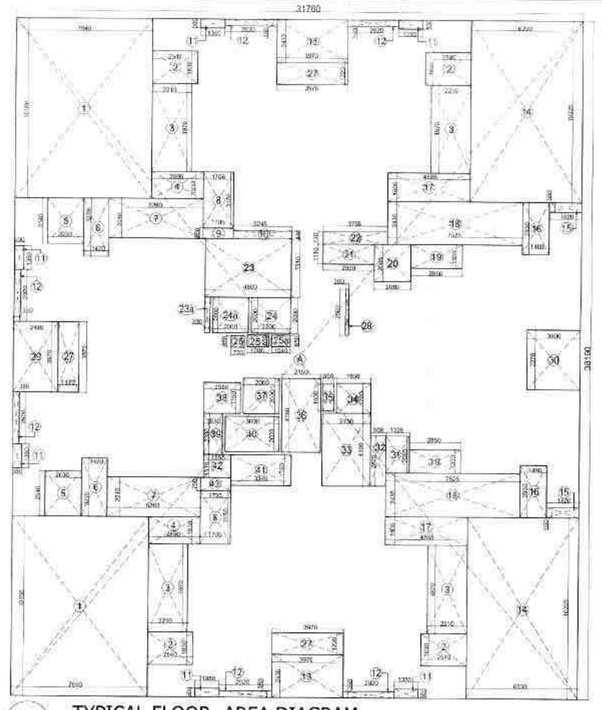

11 TYPICAL FLOOR- AREA DIAGRAM
Scale:1:150

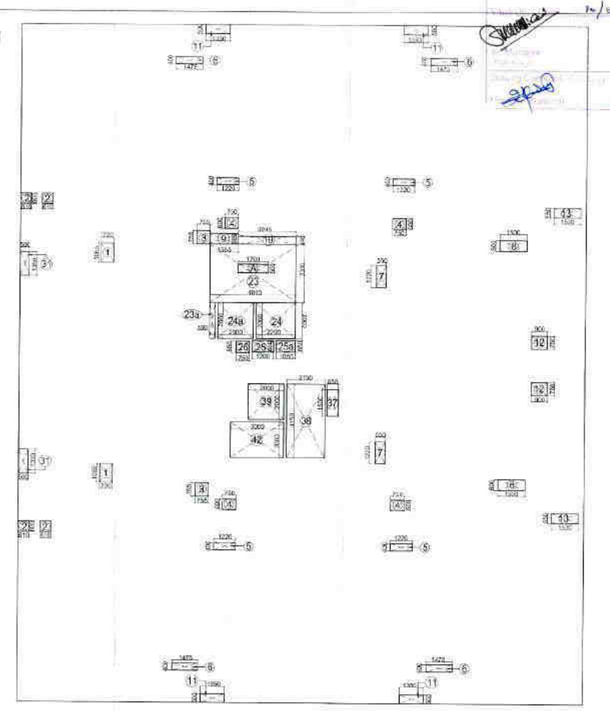

12 TYPICAL FLOOR- SERVICE AREA DIAGRAM
Scale:1:150

Yamuna Expressway Industrial Development Authority
RE-VALIDATION
Vide Letter No. 350/Yea/Pla/2018/0015221 Dated 26.07.2019
Valid upto Date: 26-07-2025
Manager (Plan)
Manager (Planning)
Gen. Manager (Plng. & Arch.)

TYPICAL FLOOR AREA STATEMENT- Tower- B1, B2 (1ST- 14 TH FLOOR)								
S.no.	Description	Type	Number	Dimension(Meter) Length	Breadth	Calculation	Answer	Unit
	ADDITION							
1	A	Rectangle	1	31.760	38.190	Length X breadth	1212.914	sqm
			TOTAL ADDITIONS (A) =				1212.914	sqm.
	DEDUCTION (X)							
1	1	Rectangle	2	7.640	10.150	Length X breadth	155.092	sqm
2	2	Rectangle	4	2.540	1.630	Length X breadth	16.593	sqm
3	3	Rectangle	4	2.210	4.970	Length X breadth	43.935	sqm
4	4	Rectangle	2	2.890	1.530	Length X breadth	8.843	sqm
5	5	Rectangle	2	2.030	2.540	Length X breadth	10.312	sqm
6	6	Rectangle	2	1.400	3.275	Length X breadth	9.391	sqm
7	7	Rectangle	2	5.260	2.210	Length X breadth	23.249	sqm
8	8	Rectangle	2	1.705	3.150	Length X breadth	10.742	sqm
9	9	Rectangle	1	1.705	0.550	Length X breadth	1.096	sqm
10	10	Rectangle	1	3.245	0.440	Length X breadth	1.428	sqm
11	11	Rectangle	6	0.560	1.350	Length X breadth	4.536	sqm
12	12	Rectangle	6	0.350	2.920	Length X breadth	6.132	sqm
13	13	Rectangle	2	3.970	2.430	Length X breadth	19.294	sqm
14	14	Rectangle	2	6.230	10.225	Length X breadth	127.404	sqm
15	15	Rectangle	2	1.500	0.650	Length X breadth	2.002	sqm
16	16	Rectangle	2	1.480	2.630	Length X breadth	8.673	sqm
17	17	Rectangle	2	4.595	1.605	Length X breadth	14.750	sqm
18	18	Rectangle	2	7.525	2.435	Length X breadth	36.647	sqm
19	19	Rectangle	2	2.850	1.330	Length X breadth	7.581	sqm.
20	20	Rectangle	1	2.080	2.085	Length X breadth	4.337	sqm
21	21	Rectangle	1	2.950	1.110	Length X breadth	3.275	sqm.
22	22	Rectangle	1	3.705	0.740	Length X breadth	2.742	sqm.
23	23	Rectangle	1	4.800	3.310	Length X breadth	15.888	sqm.
24	24	Rectangle	1	2.200	2.000	Length X breadth	4.400	sqm.
25	25	Rectangle	1	1.200	0.650	Length X breadth	0.780	sqm
26	26	Rectangle	1	0.750	0.650	Length X breadth	0.488	sqm
27	27	Rectangle	3	3.970	1.220	Length X breadth	14.530	sqm
28	28	Rectangle	1	0.200	2.600	Length X breadth	0.520	sqm
29	29	Rectangle	1	2.480	3.970	Length X breadth	9.846	sqm
30	30	Rectangle	1	3.000	3.370	Length X breadth	10.110	sqm
31	31	Rectangle	1	1.325	2.085	Length X breadth	2.763	sqm.
32	32	Rectangle	1	0.905	2.825	Length X breadth	2.557	sqm.
33	33	Rectangle	1	2.750	4.100	Length X breadth	11.275	sqm.
34	34	Rectangle	1	1.950	1.700	Length X breadth	3.315	sqm.
35	35	Rectangle	1	0.650	1.500	Length X breadth	0.975	sqm.
36	36	Rectangle	1	2.150	4.150	Length X breadth	8.923	sqm.
37	37	Rectangle	1	2.000	2.000	Length X breadth	4.000	sqm.
38	38	Rectangle	1	2.050	1.750	Length X breadth	3.588	sqm.
39	39	Rectangle	1	1.050	2.300	Length X breadth	2.415	sqm.
40	40	Rectangle	1	3.000	2.000	Length X breadth	6.000	sqm.
41	41	Rectangle	1	3.345	1.750	Length X breadth	5.854	sqm.
42	42	Rectangle	1	1.565	1.310	Length X breadth	2.037	sqm.
43	43	Rectangle	1	1.705	0.750	Length X breadth	1.279	sqm.
44	23a	Rectangle	1	0.300	2.000	Length X breadth	0.600	sqm.
45	24a	Rectangle	1	2.000	2.000	Length X breadth	4.000	sqm.
46	25a	Rectangle	1	1.040	0.650	Length X breadth	0.676	sqm.
			TOTAL DEDUCTION (X)				635.202	sqm.
			FAR ACHIEVED ON TYPICAL FLOOR =(A - X)				576.712	SQM.

TYPICAL FLOOR - SERVICE AREA STATEMENT- Tower- B1, B2 (1ST - 14 TH FLOOR)								
S.no.	Description	Type	Number	Dimension(Meter) Length	Breadth	Calculation	Answer	Unit
	ADDITION							
1	1	Rectangle	2	0.720	1.065	Length X breadth	1.534	sqm.
2	2	Rectangle	4	0.610	0.600	Length X breadth	1.464	sqm.
3	3	Rectangle	2	0.755	0.755	Length X breadth	1.140	sqm.
4	4	Rectangle	4	0.750	0.600	Length X breadth	1.800	sqm.
5	5	Rectangle	4	1.220	0.400	Length X breadth	1.952	sqm.
6	6	Rectangle	4	1.475	0.400	Length X breadth	2.360	sqm.
7	7	Rectangle	2	0.550	1.220	Length X breadth	1.342	sqm.
8	8	Rectangle	2	1.500	0.600	Length X breadth	1.800	sqm.
9	9	Rectangle	1	1.555	0.590	Length X breadth	0.917	sqm.
10	10	Rectangle	1	3.245	0.440	Length X breadth	1.428	sqm.
11	11	Rectangle	4	1.350	0.500	Length X breadth	2.700	sqm.
12	12	Rectangle	2	1.350	0.500	Length X breadth	1.350	sqm.
13	13	Rectangle	2	1.520	0.550	Length X breadth	1.672	sqm.
14	23	Rectangle	1	4.800	3.310	Length X breadth	15.888	sqm.
15	24	Rectangle	1	2.200	2.000	Length X breadth	4.400	sqm.
16	25	Rectangle	1	1.200	0.650	Length X breadth	0.780	sqm.
17	26	Rectangle	1	0.750	0.650	Length X breadth	0.488	sqm.
18	31	Rectangle	2	0.500	1.350	Length X breadth	1.350	sqm.
19	37	Rectangle	1	0.650	1.500	Length X breadth	0.975	sqm.
20	38	Rectangle	1	2.150	4.150	Length X breadth	8.923	sqm.
21	39	Rectangle	1	2.000	2.000	Length X breadth	4.000	sqm.
22	42	Rectangle	1	3.000	2.000	Length X breadth	6.000	sqm.
23	23a	Rectangle	1	0.300	2.000	Length X breadth	0.600	sqm.
24	24a	Rectangle	1	2.000	2.000	Length X breadth	4.000	sqm.
25	25a	Rectangle	1	1.050	0.650	Length X breadth	0.683	sqm.
			TOTAL ADDITION (A)				69.544	sqm.
	DEDUCTION							
1	A	Rectangle	1	1.700	0.500	Length X breadth	0.850	sqm.
			TOTAL DEDUCTION X)				0.850	sqm.
			FAR OF SERVICE AREA ACHIEVED ON TYPICAL FLOOR				68.694	sqm

MUMTY BUILUP AREA DETAIL- Tower- B1, B2								
S.no.	Description	Type	Number	Dimension(Meter) Length	Breadth	Calculation	Answer	Unit
	ADDITION (X)							
1	A	Rectangle	1	9.650	12.750	Length X breadth	123.038	sqm
			TOTAL ADDITIONS (X) =				123.038	sqm.
	DEDUCTION (Y)							
1	1	Rectangle	1	4.550	2.030	Length X breadth	9.100	sqm
2	2	Rectangle	1	2.100	1.650	Length X breadth	3.465	sqm
3	3	Rectangle	1	2.850	2.350	Length X breadth	6.698	sqm
4	4	Rectangle	1	2.200	1.750	Length X breadth	3.850	sqm.
5	5	Rectangle	1	1.200	2.300	Length X breadth	2.760	sqm
			TOTAL DEDUCTION (Y)				25.873	sqm.
			TOTAL BUILUP AREA OF MUMTY = X-Y				97.165	SQM.

MACHINE ROOM/ WATER TANK AREA DETAIL- Tower- B1, B2								
S.no.	Description	Type	Number	Dimension(Meter) Length	Breadth	Calculation	Answer	Unit
	ADDITION (X)							
1	A	Rectangle	1	9.650	12.750	Length X breadth	123.038	sqm
			TOTAL ADDITIONS (X) =				123.038	sqm.
	DEDUCTION (Y)							
1	1	Rectangle	1	7.050	2.010	Length X breadth	14.171	sqm.
2	2	Rectangle	1	2.500	3.780	Length X breadth	9.775	sqm
3	3	Rectangle	1	0.450	2.300	Length X breadth	1.035	sqm
4	4	Rectangle	1	2.500	2.250	Length X breadth	5.850	sqm
5	5	Rectangle	1	7.050	1.350	Length X breadth	9.518	sqm
6	6	Rectangle	1	2.200	2.150	Length X breadth	4.730	sqm
7	7	Rectangle	1	1.200	2.300	Length X breadth	2.760	sqm
8	8	Rectangle	1	5.150	4.450	Length X breadth	22.918	sqm.
			TOTAL DEDUCTION (Y)				70.757	sqm.
			TOTAL BUILUP AREA OF MACHINE ROOM/ WATER TANK = X-Y				52.281	SQM.

Stilt Floor Parking Area = Ground Coverage- Stilt Floor F.A.R- 15% Utility F.A.R
= 1458.42 -756.6 -115.91
= 585.91 Sq.m
Stilt Car Parking Available @30 Sq.m /Car = 19.53 = SAY 19 No. Car

DOOR-WINDOW SCHEDULE					
S.NO.	TAG	QTY.	OPENING SIZE	CILL LVL.	LINTEL LVL.	MATERIAL
1.	D1	8	1050 X 2250	-	2250	Wooden Flush Door
2.	D2	16	900 X 2250	-	2250	Wooden Flush Door
3.	D3	20	750 X 2250	-	2250	Wooden Flush Door
4.	FD1	2	1250 X 2250	-	2250	Fire Door
5.	DW-1	4	1900 X 2250	00/600	2250	Sliding glass Door
6.	DW-2	10	1800 X 2250	00/600	2250	Sliding glass Door
7.	DW-3	4	1550 X 2250	00/600	2250	Sliding glass Door
8.	DW-4	6	1400 X 2250	00/600	2250	Sliding glass Door
9.	DW-5	2	1450 X 2250	00/600	2250	Sliding glass Door/window
10.	DW-6	4	1350 X 2250	00/600	2250	Sliding glass Door/window
11.	W1	2	1700 X 1300	950	2250	Fixed glass window
12.	W2	12	600 X 1300	950	2250	Fixed glass window
13.	V1	6	700 X 750	1500	2250	Ventilator Window
14.	V2	10	600 X 750	1500	2250	Ventilator Window

NOTE:
1. ALL DIMENSIONS ARE IN MM.
2. BUILDING WILL BE DESIGNED (STRUCTURE) AS PER RELEVANT IS CODES FOR EARTHQUAKE RESISTANCE.
3. THIS DRAWING SHALL ONLY BE READ & NOT SCALED.

DRAWING TITLE:
SUBMISSION DRAWING FOR:-]
TOWER B1 & B2 (IMPERIA HOUSING, PLOT-A5)

PROJECT :
IMPERIA HOUSING IN JAYPEE GREENS SPORTS CITY SDZ SEC.-25 YEIDA AREA

TOWN PLANNER'S SIGNATURE

ARCHITECT'S SIGNATURE

OWNER'S SIGNATURE
For Imperia Structures Limited
Authorised Signatory

OWNER:
IMPERIA STRUCTURES LIMITED,
A-25, Mohan Cooperative Industrial Estate, Mathura Road, New Delhi-110044

Drawing Title:
TOWER B1& B2 (PART-2)

SCALE :
AS MENTIONED

DATE : 30-07-2019

DRAWING NO:

YAMUNA EXPRESSWAY INDUSTRIAL DEVELOPMENT AUTHORITY:

ANOJ TEVATIA
B. Arch (Hons)
CA/93/18739
ASSOCIATE ARCHITECT | ARCHITECT | CHIEF ARCHITECT

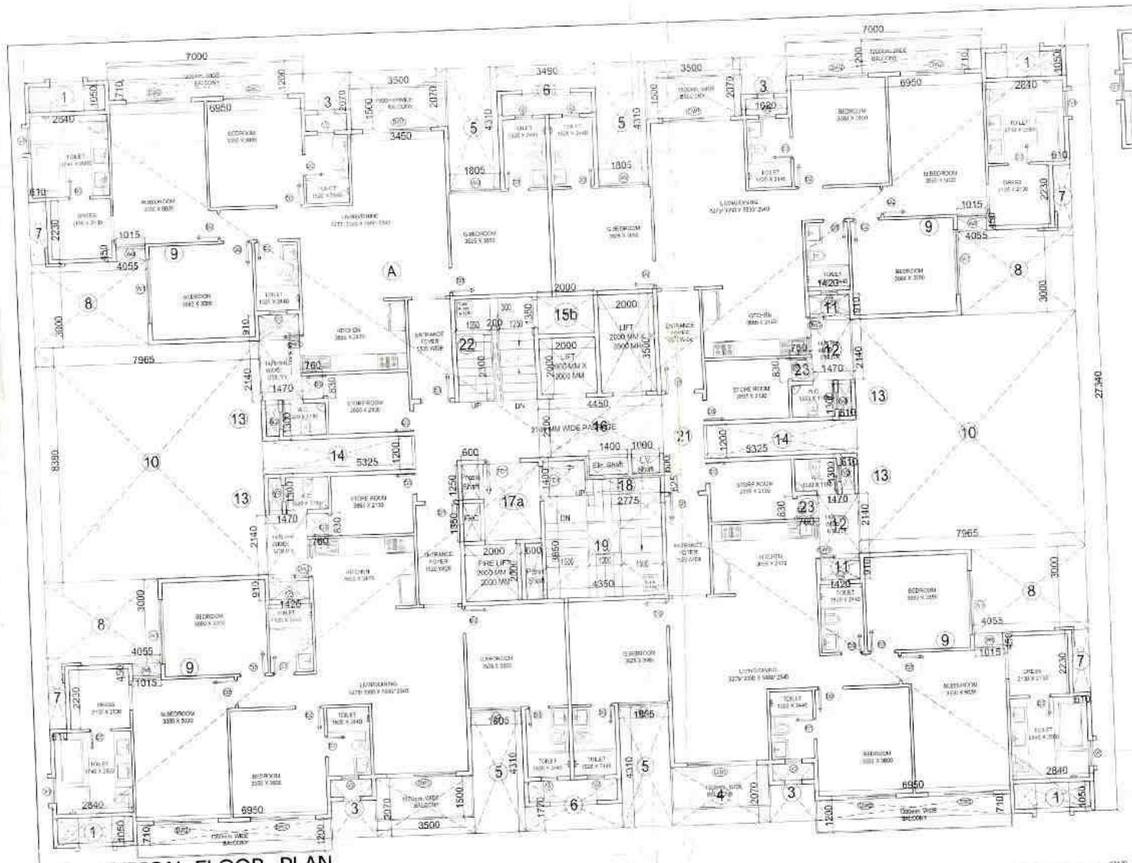

1 TYPICAL FLOOR PLAN
Scale:1:100

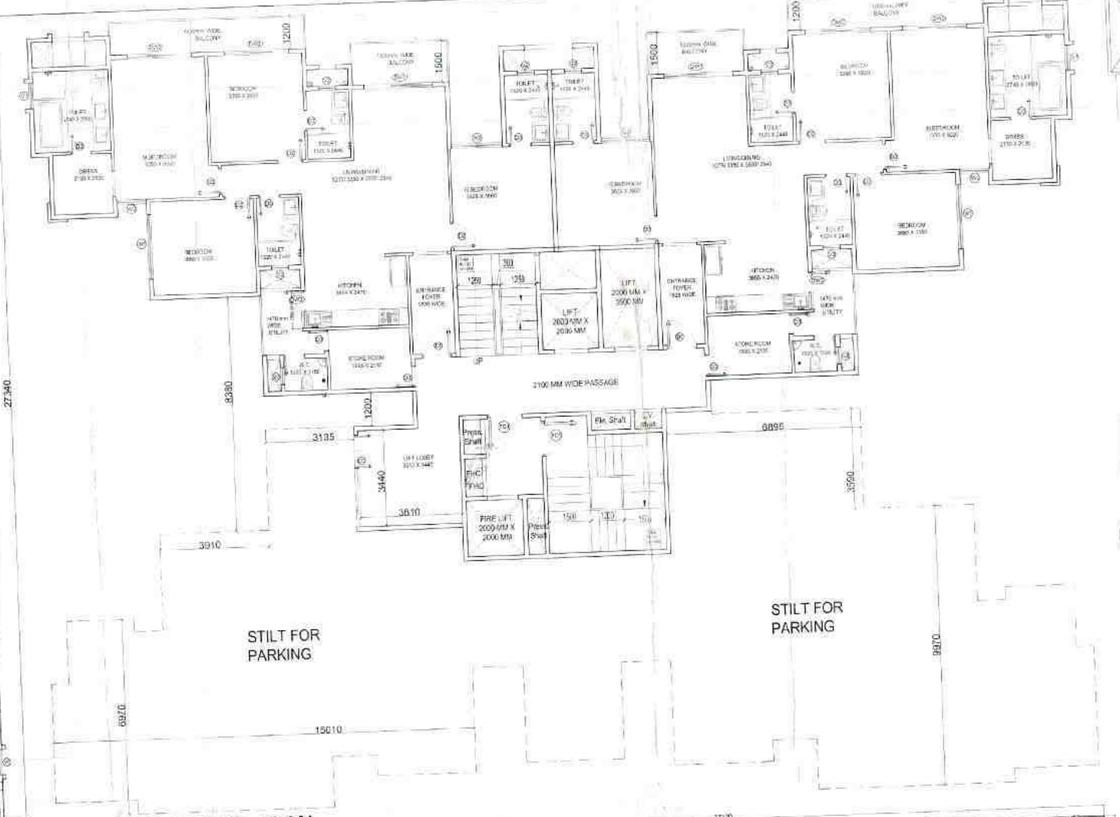

4 STILT FLOOR PLAN
Scale:1:100

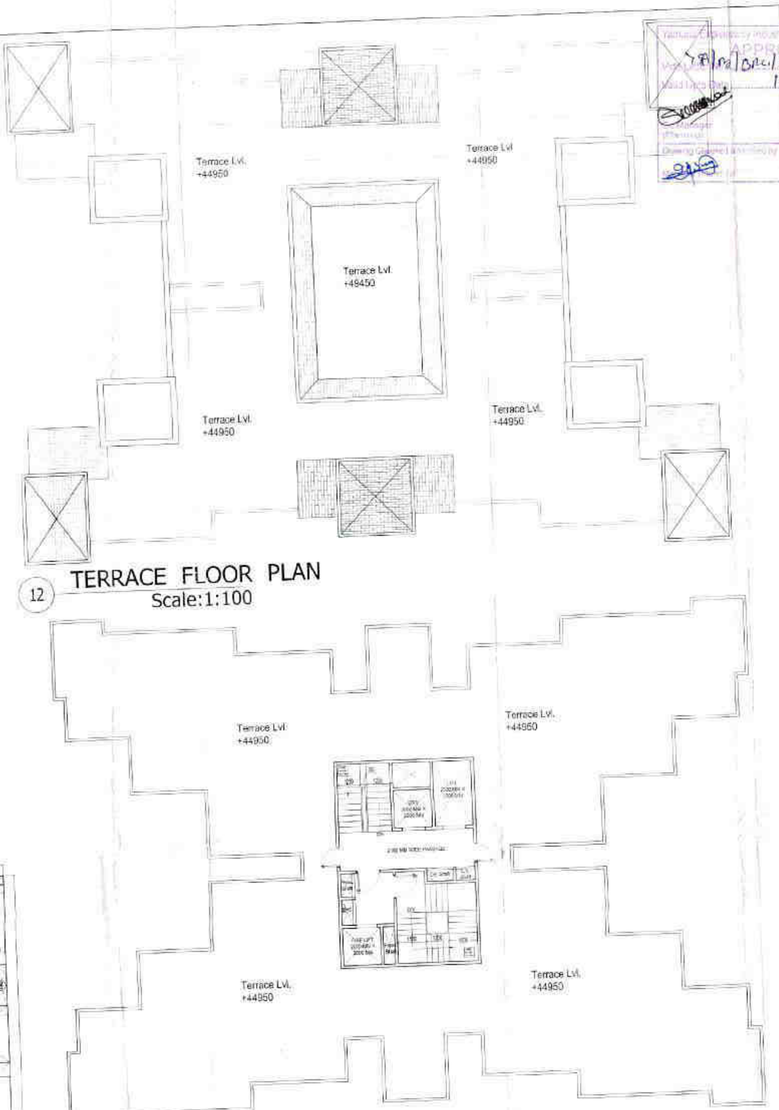

12 TERRACE FLOOR PLAN
Scale:1:100



KEY PLAN

DOOR-WINDOW SCHEDULE						
S.NO.	TAG	QTY.	OPENING SIZE	SILL LVL.	LINTEL LVL.	MATERIAL
1.	D1	4	1650 X 2250	-	2250	Wooden Flush Door
2.	D2	16	900 X 2250	-	2250	Wooden Flush Door
3.	D3	24	750 X 2250	-	2250	Wooden Flush Door
4.	FD1	2	1250 X 2250	-	2250	Fire Door
5.	DW-1	4	2450 X 2250	00/600	2250	Sliding glass Door
6.	DW-2	8	2300 X 2250	00/600	2250	Sliding glass Door
7.	DW-3	4	1250 X 2250	00/600	2250	Sliding glass Door
8.	W1	8	2300 X 1350	950	2250	Fixed glass window
9.	W2	4	1800 X 1350	950	2250	Fixed glass window
10.	W3	4	1115 X 1350	950	2250	Fixed glass window
11.	V1	4	900 X 750	1500	2250	Ventilator Window
12.	V2	10	900 X 750	1500	2250	Ventilator Window

FAR OF TOWER A2 (S+14)		
1.	FAR AT STILT FLOOR	335.854
2.	FAR AT TYPICAL FLOOR (1-12)	7379.346
3.	FAR AT PENT HOUSE (13-14)	1185.731
4.	TOTAL FAR	8900.932

BUILT UP OF TOWER A2(S+14)		
1	GROUNG COVERAGE	744.784
2	FAR AT PENTHOUSE (13-14)	1185.731
4	FAR AT TYPICAL FLOOR (1-12)	7379.346
5	SERVICE FAR AT TYPICAL FLOOR (1-14)	1335.921
6	BUILT UP AREA OF MUMTY	82.142
7	BUILT UP AREA OF WATER TANK &	49.808
	TOTAL BUILT-UP	10777.732

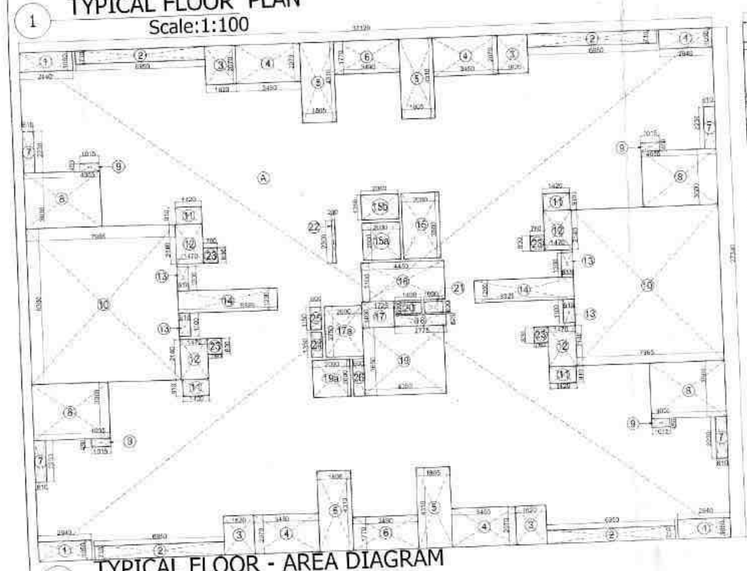

2 TYPICAL FLOOR - AREA DIAGRAM
Scale:1:150

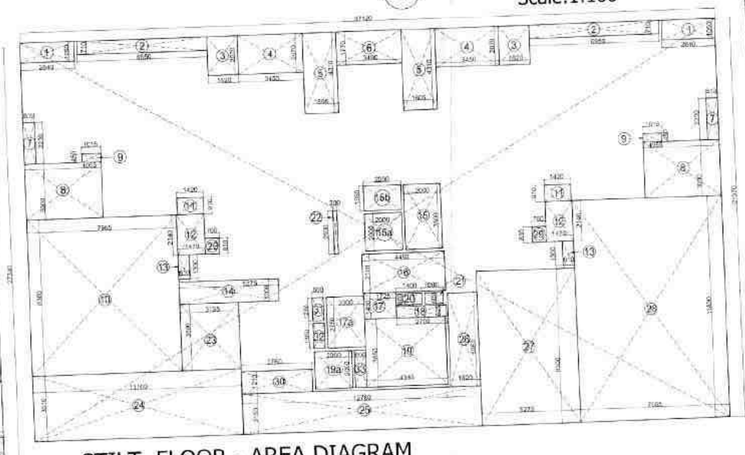

5 STILT FLOOR - AREA DIAGRAM
Scale:1:150

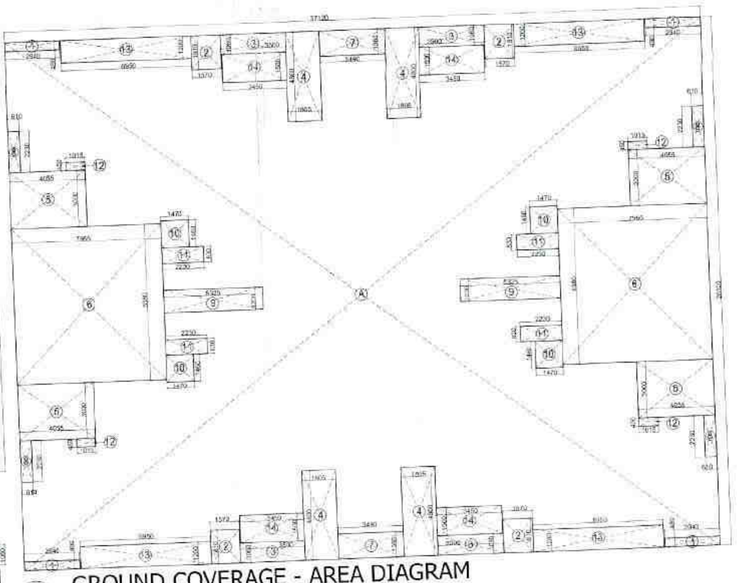

7 GROUND COVERAGE - AREA DIAGRAM
Scale:1:150

8 MUMTY LEVEL PLAN
Scale:1:150

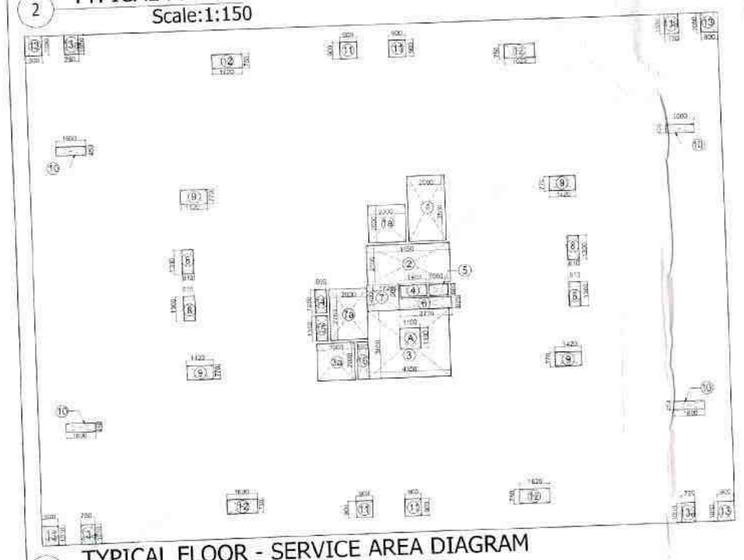

3 TYPICAL FLOOR - SERVICE AREA DIAGRAM
Scale:1:150

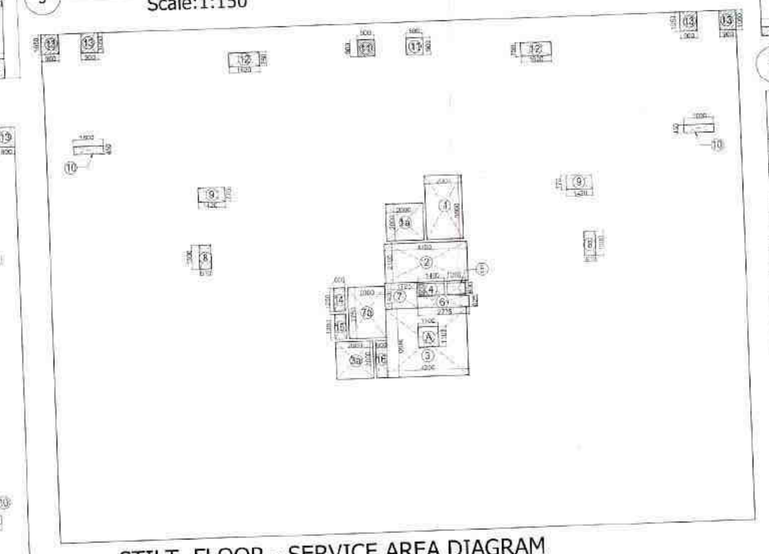

6 STILT FLOOR - SERVICE AREA DIAGRAM
Scale:1:150

Stilt parking Area = Ground Coverage - Stilt Floor F.A.R- 15% Utility F.A.R
= 702.87 - 335.854 - 65.9
= 301.11 Sq.M
Stilt Floor Car Parking @30 Sq.M/Car = 10.03 = SAY 10 No. Cars

GROUND COVERAGE AREA STATEMENT- TOWER- A2 (S+14)								
S.no.	Description	Type	Number	Dimension(Meter) Length	Breadth	Calculation	Answer	Unit
	ADDITION							
1	A	Rectangle	1	37.120	28.320	Length X breadth	1051.238	sqm.
		TOTAL ADDITIONS (A) =					1051.238	sqm.
	DEDUCTION (X)							
1	1	Rectangle	4	2.945	0.490	Length X breadth	5.762	sqm
2	2	Rectangle	4	1.570	1.810	Length X breadth	11.367	sqm.
3	3	Rectangle	4	1.500	1.960	Length X breadth	14.840	sqm.
4	4	Rectangle	4	1.905	4.830	Length X breadth	36.656	sqm
5	5	Rectangle	4	4.555	3.300	Length X breadth	48.660	sqm
6	6	Rectangle	2	7.965	8.388	Length X breadth	133.493	sqm
7	7	Rectangle	2	3.430	1.350	Length X breadth	9.493	sqm
8	8	Rectangle	4	0.610	2.233	Length X breadth	5.441	sqm
9	9	Rectangle	2	5.305	1.200	Length X breadth	12.732	sqm.
10	10	Rectangle	4	1.470	1.450	Length X breadth	8.585	sqm.
11	11	Rectangle	4	2.230	0.830	Length X breadth	7.404	sqm.
12	12	Rectangle	4	1.015	0.450	Length X breadth	1.827	sqm
13	13	Rectangle	4	6.550	1.200	Length X breadth	33.360	sqm
14	14	Rectangle	4	3.450	1.500	Length X breadth	20.700	sqm
		TOTAL DEDUCTION (X)					348.368	sqm.
		TOTAL GROUND COVERAGE ACHIEVED = (A - X)					702.870	SQM.

TYPICAL FLOOR AREA STATEMENT- Tower- A1, A2 (1ST - 14TH FLOOR)								
S.no.	Description	Type	Number	Dimension(Meter) Length	Breadth	Calculation	Answer	Unit
	ADDITION							
1	A	Rectangle	1	37.120	27.340	Length X breadth	1014.861	sqm.
		TOTAL ADDITIONS (A) =					1014.861	sqm.
	DEDUCTION (X)							
1	1	Rectangle	4	2.945	1.050	Length X breadth	11.929	sqm.
2	2	Rectangle	4	0.710	6.950	Length X breadth	19.738	sqm.
3	3	Rectangle	4	1.820	2.070	Length X breadth	15.454	sqm.
4	4	Rectangle	4	3.450	2.070	Length X breadth	28.566	sqm.
5	5	Rectangle	4	1.805	4.310	Length X breadth	31.118	sqm.
6	6	Rectangle	2	3.450	1.770	Length X breadth	12.155	sqm.
7	7	Rectangle	4	0.610	2.230	Length X breadth	5.441	sqm.
8	8	Rectangle	4	4.055	3.000	Length X breadth	48.660	sqm.
9	9	Rectangle	4	1.015	0.450	Length X breadth	1.827	sqm.
10	10	Rectangle	2	7.965	8.280	Length X breadth	132.490	sqm.
11	11	Rectangle	4	1.470	0.610	Length X breadth	5.169	sqm.
12	12	Rectangle	4	1.470	2.140	Length X breadth	12.583	sqm.
13	13	Rectangle	4	0.610	1.300	Length X breadth	3.172	sqm.
14	14	Rectangle	2	5.305	1.200	Length X breadth	12.732	sqm.
15	15	Rectangle	1	2.000	3.600	Length X breadth	7.009	sqm.
16	16	Rectangle	1	4.450	2.100	Length X breadth	9.345	sqm.
17	17	Rectangle	1	1.725	1.400	Length X breadth	2.415	sqm.
18	18	Rectangle	1	2.275	0.625	Length X breadth	1.734	sqm.
19	19	Rectangle	1	4.350	3.550	Length X breadth	15.878	sqm.
20	20	Rectangle	1	1.400	0.600	Length X breadth	0.840	sqm.
21	21	Rectangle	1	1.000	0.600	Length X breadth	0.600	sqm.
22	22	Rectangle	1	0.200	2.300	Length X breadth	0.460	sqm.
23	23	Rectangle	1	0.700	0.800	Length X breadth	2.523	sqm.
24	24	Rectangle	1	0.600	1.280	Length X breadth	0.810	sqm.
25	25	Rectangle	1	0.900	2.000	Length X breadth	0.750	sqm.
26	26	Rectangle	1	2.000	2.750	Length X breadth	1.200	sqm.
27	17a	Rectangle	1	2.000	2.000	Length X breadth	5.500	sqm.
28	15a	Rectangle	1	2.000	2.000	Length X breadth	4.000	sqm.
29	15b	Rectangle	1	2.000	1.350	Length X breadth	2.700	sqm.
		TOTAL DEDUCTION (X)					199.915	sqm.
		FAR ACHIEVED ON TYPICAL FLOOR =(A - X)					814.945	SQM.

TYPICAL FLOOR - SERVICE AREA STATEMENT- Tower- A1, A2 (1ST-14 TH FLOOR)								
S.no.	Description	Type	Number	Dimension(Meter) Length	Breadth	Calculation	Answer	Unit
	ADDITION							
1	1	Rectangle	1	2.000	3.500	Length X breadth	7.000	sqm
2	2	Rectangle	1	4.450	2.100	Length X breadth	9.345	sqm
3	3	Rectangle	1	4.425	3.725	Length X breadth	16.483	sqm.
4	4	Rectangle	1	1.400	0.600	Length X breadth	0.840	sqm.
5	5	Rectangle	1	1.000	0.600	Length X breadth	0.600	sqm.
6	6	Rectangle	1	5.775	0.625	Length X breadth	1.734	sqm
7	7	Rectangle	1	1.725	1.400	Length X breadth	2.415	sqm
8	8	Rectangle	4	0.610	1.300	Length X breadth	3.172	sqm
9	9	Rectangle	4	1.420	0.770	Length X breadth	4.374	sqm
10	10	Rectangle	4	1.000	0.450	Length X breadth	2.160	sqm
11	11	Rectangle	4	0.900	0.900	Length X breadth	3.240	sqm
12	12	Rectangle	4	1.820	0.750	Length X breadth	5.460	sqm
13	13	Rectangle	4	0.900	1.050	Length X breadth	3.780	sqm
14	14	Rectangle	1	0.800	1.050	Length X breadth	0.750	sqm
15	15	Rectangle	1	0.600	1.350	Length X breadth	0.810	sqm
16	16	Rectangle	1	0.600	2.000	Length X breadth	1.200	sqm
17	1a	Rectangle	1	2.000	2.000	Length X breadth	4.000	sqm
18	3a	Rectangle	1	2.000	2.000	Length X breadth	4.000	sqm
19	7a	Rectangle	1	2.000	2.750	Length X breadth	22.000	sqm
20	13a	Rectangle	4	0.750	1.050	Length X breadth	3.150	sqm
		TOTAL ADDITION (A)					96.633	sqm.
	DEDUCTION (X)							
1	A	Rectangle	1	1.100	1.100	Length X breadth	1.210	sqm
		TOTAL DEDUCTION (X)					1.210	sqm.
		FAR OF SERVICE AREA ACHIEVED ON TYPICAL FLOOR					95.423	sqm.

STILT FLOOR AREA STATEMENT- (Tower- A2)								
S.no.	Description	Type	Number	Dimension(Meter) Length	Breadth	Calculation	Answer	Unit
	ADDITION							
1	A	Rectangle	1	37.120	21.370	Length X breadth	793.254	sqm.
		TOTAL ADDITIONS (A) =					793.254	sqm.
	DEDUCTION (X)							
1	1	Rectangle	2	2.945	1.250	Length X breadth	6.963	sqm
2	2	Rectangle	2	0.860	0.810	Length X breadth	0.859	sqm.
3	3	Rectangle	2	1.820	2.600	Length X breadth	4.732	sqm.
4	4	Rectangle	3	1.450	2.030	Length X breadth	14.283	sqm.
5	5	Rectangle	2	1.905	4.312	Length X breadth	12.569	sqm
6	6	Rectangle	1	1.400	1.770	Length X breadth	2.477	sqm
7	7	Rectangle	2	0.610	2.230	Length X breadth	2.721	sqm
8	8	Rectangle	2	4.055	3.000	Length X breadth	24.330	sqm.
9	9	Rectangle	2	1.015	0.450	Length X breadth	0.914	sqm.
10	10	Rectangle	1	7.965	8.388	Length X breadth	66.747	sqm.
11	11	Rectangle	2	1.470	0.610	Length X breadth	2.584	sqm.
12	12	Rectangle	2	1.470	2.140	Length X breadth	6.292	sqm.
13	13	Rectangle	1	0.610	1.300	Length X breadth	1.586	sqm.
14	14	Rectangle	1	5.305	1.200	Length X breadth	6.339	sqm.
15	15	Rectangle	1	0.600	1.500	Length X breadth	1.000	sqm.
16	16	Rectangle	1	2.000	2.100	Length X breadth	4.345	sqm.
17	17	Rectangle	1	4.450	1.400	Length X breadth	6.415	sqm.
18	18	Rectangle	1	1.725	0.625	Length X breadth	1.078	sqm.
19	19	Rectangle	1	2.700	3.550	Length X breadth	9.585	sqm.
20	20	Rectangle	1	1.400	0.600	Length X breadth	0.840	sqm.
21	21	Rectangle	1	1.000	0.600	Length X breadth	0.600	sqm.
22	22	Rectangle	1	0.200	2.300	Length X breadth	0.460	sqm.
23	23	Rectangle	1	0.700	0.800	Length X breadth	0.560	sqm.
24	24	Rectangle	1	0.600	1.280	Length X breadth	0.768	sqm.
25	25	Rectangle	1	0.900	2.000	Length X breadth	1.800	sqm.
26	26	Rectangle	1	2.000	2.750	Length X breadth	5.500	sqm.
27	17a	Rectangle	1	2.000	2.000	Length X breadth	4.000	sqm.
28	15a	Rectangle	1	2.000	2.000	Length X breadth	4.000	sqm.
29	15b	Rectangle	1	2.000	1.350	Length X breadth	2.700	sqm.
		TOTAL DEDUCTION (X)					157.400	sqm.
		FAR ACHIEVED ON STILT FLOOR = (A - X)					335.854	SQM.

STILT FLOOR - SERVICE AREA STATEMENT- (Tower- A2)								
S.no.	Description	Type	Number	Dimension(Meter) Length	Breadth	Calculation	Answer	Unit
	ADDITION							
1	1	Rectangle	1	2.000	3.500	Length X breadth	7.000	sqm
2	2	Rectangle	1	4.450	2.100	Length X breadth	9.345	sqm
3	3	Rectangle	1	4.350	3.650	Length X breadth	15.878	sqm
4	4	Rectangle	1	1.400	0.600	Length X breadth	0.840	sqm
5	5	Rectangle	1	1.000	0.900	Length X breadth	0.900	sqm
6	6	Rectangle	1	2.775	0.625	Length X breadth	1.734	sqm
7	7	Rectangle	1	1.725	1.400	Length X breadth	2.415	sqm
8	8	Rectangle	2	0.610	1.300	Length X breadth	1.586	sqm
9	9	Rectangle	2	1.420	0.770	Length X breadth	2.187	sqm
10	10	Rectangle	2	1.000	0.450	Length X breadth	1.440	sqm
11	11	Rectangle	2	0.900	0.900	Length X breadth	1.620	sqm
12	12	Rectangle	2	1.820	0.750	Length X breadth	2.730	sqm
13	13	Rectangle	4	0.900	1.050	Length X breadth	3.780	sqm
14	14	Rectangle	1	0.800	1.050	Length X breadth	0.840	sqm
15	15	Rectangle	1	0.600	1.350	Length X breadth	0.810	sqm
16	16	Rectangle	1	0.600	2.000	Length X breadth	1.200	sqm
17	3a	Rectangle	1	2.000	2.000	Length X breadth	4.000	sqm
18	7a	Rectangle	1	2.000	2.750	Length X breadth	5.500	sqm
19	1a	Rectangle	1	2.000	2.000	Length X breadth	4.000	sqm
		TOTAL ADDITION (A)					67.195	sqm
	DEDUCTION							
1	A	Rectangle	1	1.100	1.100	Length X breadth	1.210	sqm
		TOTAL DEDUCTION (X)					1.210	sqm
		FAR OF SERVICE AREA ACHIEVED ON STILT FLOOR					66.105	sqm

MACHINE ROOM/WATER TANK AREA DETAIL- Tower- A1, A2								
S.no.	Description	Type	Number	Dimension(Meter) Length	Breadth	Calculation	Answer	Unit
	ADDITION							
1	A	Rectangle	1	7.000	11.180	Length X breadth	82.193	sqm
		TOTAL ADDITIONS (A) =					82.193	sqm
	DEDUCTION (X)							
1	1	Rectangle	1	2.150	1.050	Length X breadth	2.258	sqm
2	2	Rectangle	1	2.150	1.050	Length X breadth	2.258	sqm
3	3	Rectangle	1	2.350	2.350	Length X breadth	5.523	sqm
4	4	Rectangle	1	3.500	4.950	Length X breadth	17.325	sqm
5	5	Rectangle	1	3.500	0.663	Length X breadth	2.321	sqm
		TOTAL DEDUCTION (X)					29.685	sqm
		TOTAL BUILUP AREA OF MACHINE ROOM/WATER TANK (A-X) =					52.508	SQM

MUMTY BUILT UP AREA DETAIL- Tower- A1, A2								
S.no.	Description	Type	Number	Dimension(Meter) Length	Breadth	Calculation	Answer	Unit
	ADDITION							
1	A	Rectangle	1	7.500	11.180	Length X breadth	83.850	sqm
		TOTAL BUILUP AREA OF MUMTY (A) =					83.850	sqm

NOTE:
*TYPICAL AND TERRACE FLOOR OF TOWER A-2 IS SAME AS TOWER-1

NOTE:
1. ALL DIMENSIONS ARE IN MM.
2. BUILDING WILL BE DESIGNED (STRUCTURE) AS PER RELEVANT IS CODES FOR EARTHQUAKE RESISTANCE.
3. THIS DRAWING SHALL ONLY BE READ & NOT SCALED.

DRAWING TITLE:
SUBMISSION DRAWING FOR:-
TOWER A1 &A2 (IMPERIA HOUSING, PLOT-A5)

PROJECT :
IMPERIA HOUSING IN JAYPEE GREENS SPORTS CITY SDZ SEC.-25 YEIDA AREA

TOWN PLANNER'S SIGNATURE

ARCHITECT'S SIGNATURE

OWNER'S SIGNATURE
For Imperia Structures Limited
Authorised Signatory

Developer:
IMPERIA STRUCTURES LIMITED,
A-25, Mohan Cooperative Industrial Estate, Mathura Road, New Delhi-110044

Drawing Title:
STILT, AND TYPICAL PLAN AND AREA DIAGRAM TOWER- A2 (S+14)

SCALE: AS MARKED

DATE: 30-07-2019

SHEET NO.

YAMUNA EXPRESSWAY INDUSTRIAL DEVELOPMENT AUTHORITY

ASSOCIATE ARCHITECT | ARCHITECT | CHIEF ARCHITECT

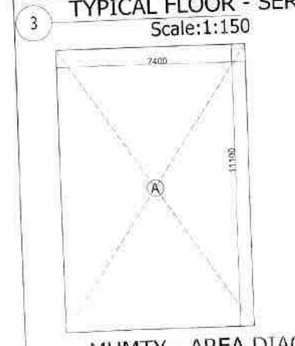

10 MUMTY - AREA DIAGRAM
Scale:1:100

9 OHT LVL. PLAN
Scale:1:100

11 MACHINE ROOM - AREA DIAGRAM
Scale:1:100