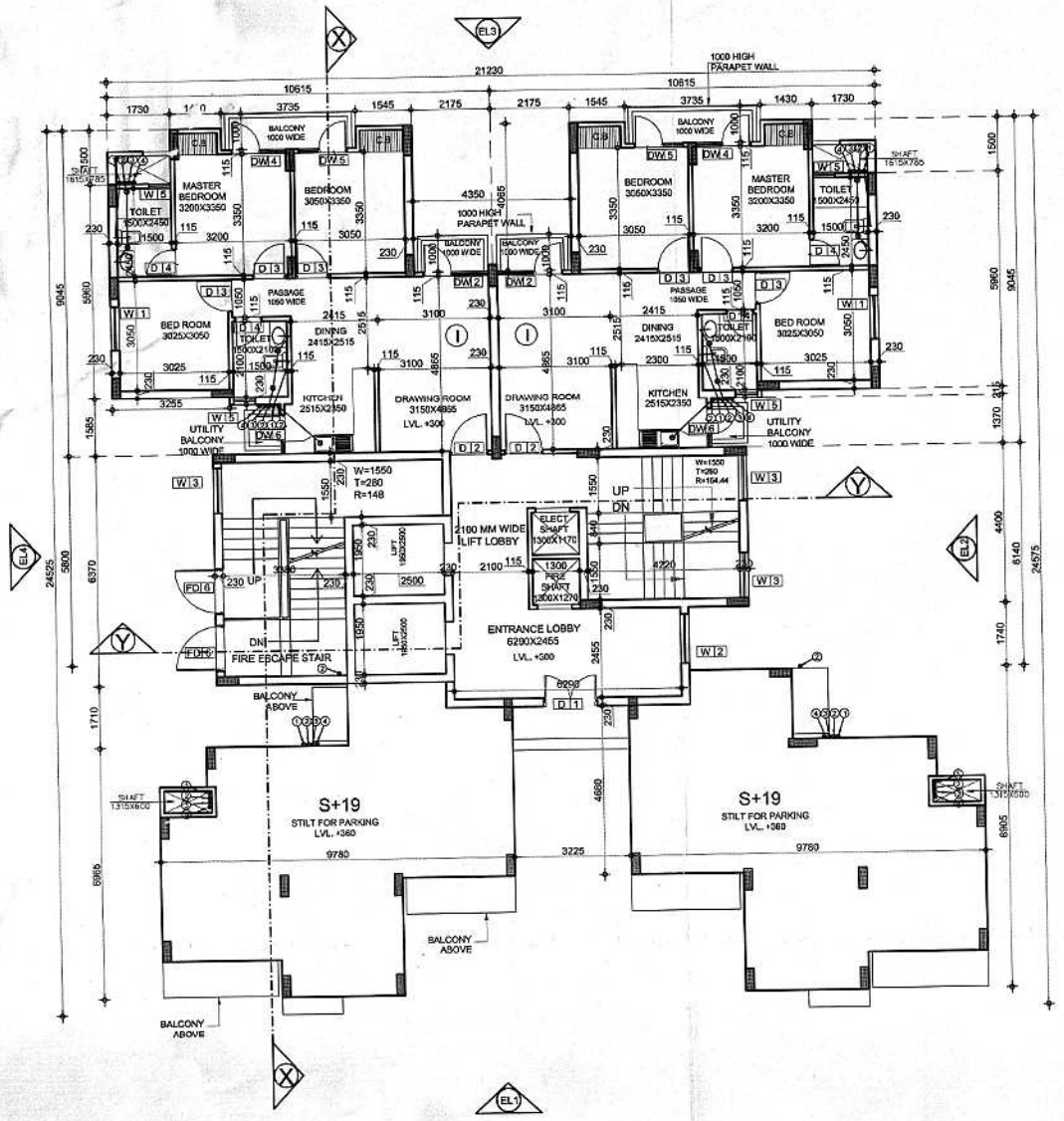

GROUND FLOOR PLAN

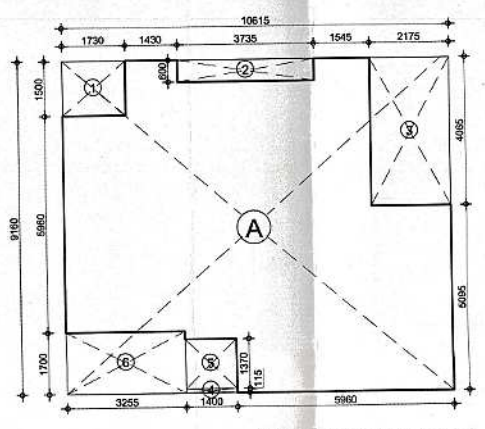

AREA PLAN OF UNIT I

AREA DETAIL OF UNIT PLAN - I			
= A - (TOTAL OF 1 TO 6)			
= 97.233 - 21.290			
= **75.944 SQ.M.**			
A = 10.615	X 9.160	=	97.233 SQ.M.
DETAILS OF DEDUCTIONS			
1 = 1.730	X 1.500	=	2.595 SQ.M.
2 = 3.735	X 0.600	=	2.241 SQ.M.
3 = 2.175	X 4.065	=	8.841 SQ.M.
4 = 1.400	X 0.115	=	0.161 SQ.M.
5 = 1.400	X 1.370	=	1.918 SQ.M.
6 = 3.255	X 1.700	=	5.534 SQ.M.
TOTAL OF (1 TO 6)		=	21.290 SQ.M.

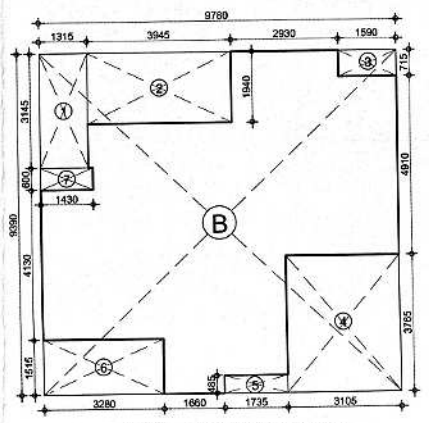

AREA PLAN OF UNIT II

AREA DETAIL OF UNIT PLAN - II			
= B - (TOTAL OF 1 TO 7)			
= 91.834 - 31.285			
= **60.549 SQ.M.**			
B = 9.780	X 9.390	=	91.834 SQ.M.
DETAILS OF DEDUCTIONS			
1 = 1.315	X 3.145	=	4.136 SQ.M.
2 = 3.945	X 1.940	=	7.653 SQ.M.
3 = 1.590	X 0.715	=	1.137 SQ.M.
4 = 3.105	X 3.765	=	11.690 SQ.M.
5 = 1.735	X 0.485	=	0.841 SQ.M.
6 = 3.280	X 1.515	=	4.969 SQ.M.
7 = 1.430	X 0.600	=	0.858 SQ.M.
TOTAL OF (1 TO 7)		=	31.285 SQ.M.

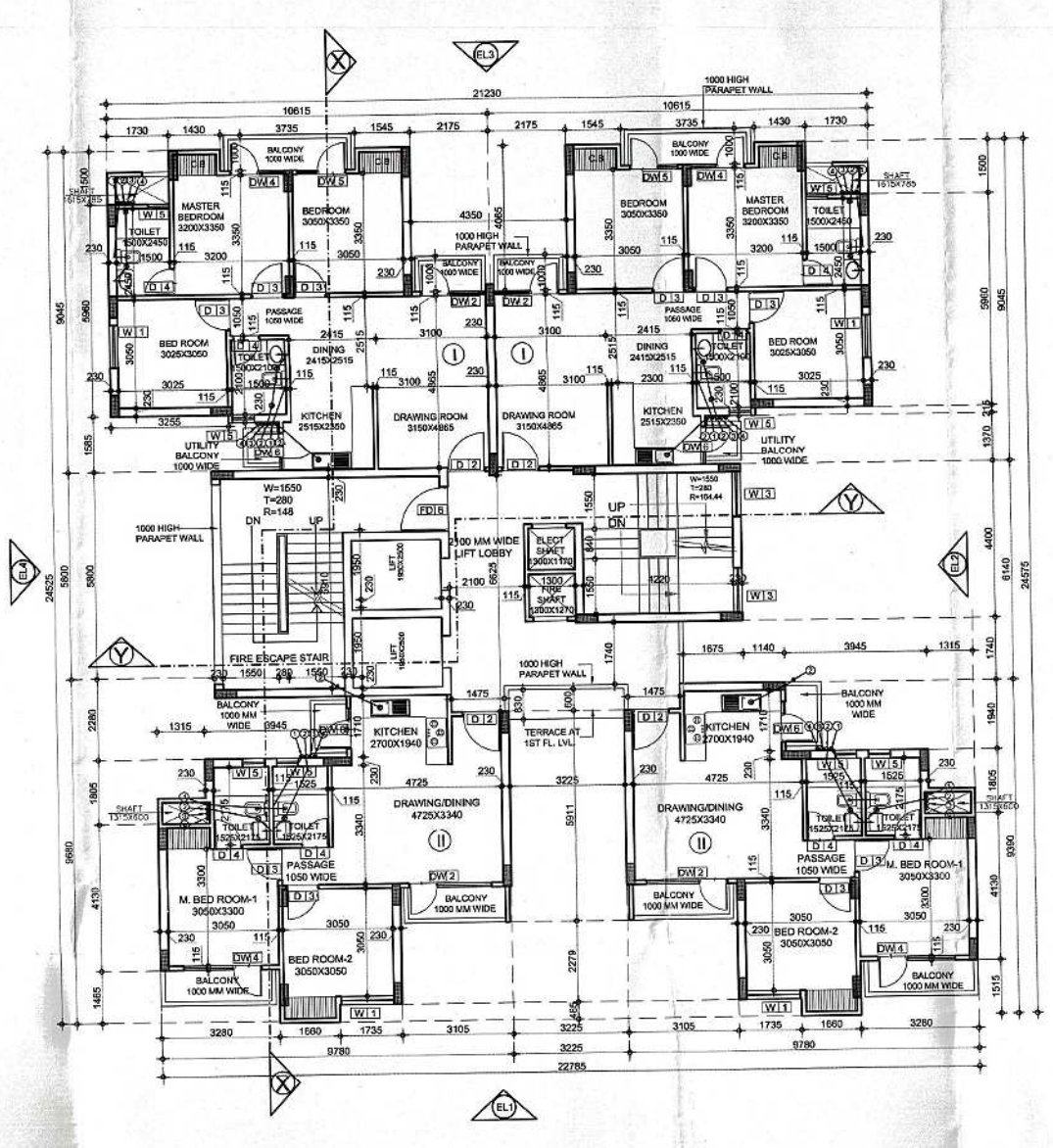

TYPICAL FLOOR PLAN
2nd to 4th, 6th to 9th, 11th t o 14th &16 to 19th

NOTES:-

1. ALL DIMENSIONS ARE IN MILLIMETERS UNLESS NOTED OTHERWISE.
2. WRITTEN DIMENSIONS ARE TO BE FOLLOWED.
3. ANY DISCRIPANCY IN THE DRAWINGS SHALL BE BROUGHT TO THE NOTICE OF THE ARCHITECTS.
4. THIS DRAWING SHALL BE READ IN CONJUNCTION WITH OTHER RELEVANT DRAWINGS.

DOOR WINDOWS

S.NO.	TYPE	SIZE	LOCATION	SILL	LINTEL
1.	DW1	D-800X2100 W-1500X2000	DRAWING TO BALCONY	00 / 100	2100
2.	DW2	D-800X2100 W-785X2000	DRAWING TO BALCONY	00 / 100	2100
3.	DW3	D-800X2100 W-1350X1350	M.BEDROOM TO BALCONY	00 / 750	2100
4.	DW4	D-800X2100 W-750X1350	M.BEDROOM TO BALCONY	00 / 750	2100
5.	DW5	D-800X2100 W-600X2000	BEDROOM TO BALCONY	00 / 750	2100
6.	DW6	D-750X2100 W-385X1050	KITCHEN TO BALCONY (PERMANENT VENTILATION)	00 / 1050	2100

DOOR SCHEDULE

S.NO.	TYPE	SIZE	LOCATION	SILL	LINTEL
1.	D1	1500X2100	ENTRANCE LOBBY	00	2100
2.	D2	1050X2100	MAIN ENTRY	00	2100
3.	D3	900X2100	BED ROOM/STUDY	00	2100
4.	D4	750X2100	TOILET	00	2100
5.	D6	1250X2100	STAIRCASE	00	2100
6.	FD6	1250X2100	FIRE ESCAPE STAIR	00	2100

WINDOW & VENTILATOR SCHEDULE

S.NO.	TYPE	SIZE	LOCATION	SILL	LINTEL
1.	W1	1500X1350	BED ROOM	750	2100
2.	W2	1350X1350	CORRIDOR	750	2100
3.	W3	1250X1050	STAIRCASE	1050	2100
4.	W4	900X1350	CORRIDOR	750	2100
5.	W5	600X1050	TOILET (PERMANENT VENTILATION)	1050	2100

S.NO.	DESCRIPTION	SYMBOL
1.	100Ø CI SOIL & VENT PIPE	①
2.	100Ø CI WASTE PIPE	②
3.	COLD WATER PIPE	③
4.	150Ø RAIN WATER PIPE	④
5.	FLOOR TRAP	FT
6.	FLOOR DRAIN	FD
7.	DRAIN POINT	DP

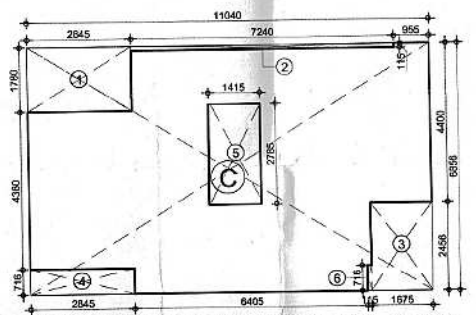

CIRCULATION PLAN OF GROUND FLOOR

AREA DETAIL OF CIRCULATION ON GROUND FLOOR			
= C - (TOTAL OF 1TO 7)			
= 75.69024 - 18.006			
= **57.685 SQ.M.**			
C = 11.04	X 6.856	=	75.69024 SQ.M.
DETAILS OF DEDUCTIONS			
1 = 2.845	X 1.780	=	5.064 SQ.M.
2 = 7.240	X 0.115	=	0.833 SQ.M.
3 = 1.675	X 2.456	=	4.114 SQ.M.
4 = 2.845	X 0.716	=	2.037 SQ.M.
5 = 1.415	X 2.785	=	3.941 SQ.M.
6 = 0.115	X 0.716	=	0.082 SQ.M.
7 = 3.225	X 0.600	=	1.935 SQ.M.
TOTAL OF (1 TO 7)		=	18.006 SQ.M.

AREA DETAIL OF CIRCULATION ON TYPICAL FLOOR
= CIRCULATION AREA ON GROUND FLOOR- LIFT WELL
= 57.685 - 9.750
= **47.935**

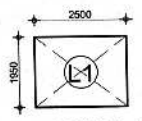

LIFT WELL 1

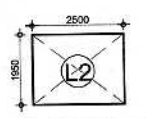

LIFT WELL 2

AREA DETAIL OF LIFT WELL			
L1 = 2.500	X 1.950	=	4.875 SQ.M.
L2 = 2.500	X 1.950	=	4.875 SQ.M.
TOTAL OF (L1 + L2)		=	9.750 SQ.M.

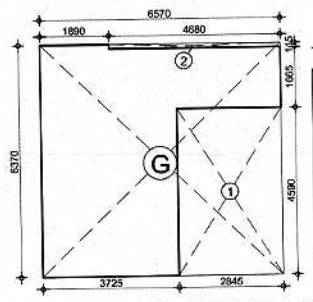

AREA DETAIL OF FIRE ESCAPE STAIRCASE MUMTY

AREA DETAIL OF FIRE ESCAPE STAIRCASE			
= G - (1+2)			
= 41.851 - 13.597			
= **28.254 SQ.M.**			
G = 6.570	X 6.370	=	41.851 SQ.M.
DETAILS OF DEDUCTIONS			
1 = 2.845	X 4.590	=	13.059 SQ.M.
2 = 4.680	X 0.115	=	0.538 SQ.M.

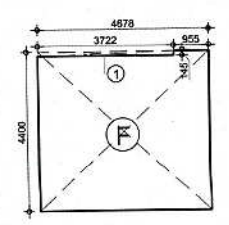

AREA DETAIL OF STAIRCASE MUMTY

AREA DETAIL OF STAIRCASE
= **20.592 SQ.M.**

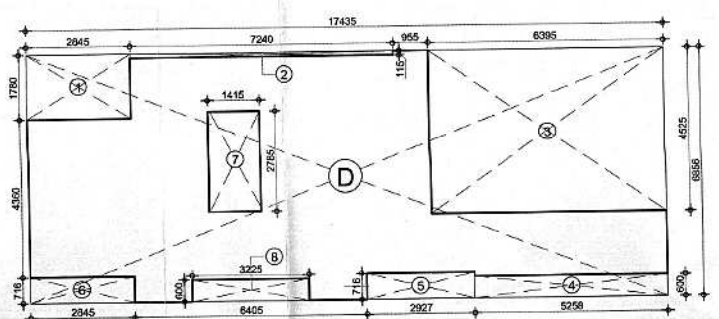

CIRCULATION PLAN OF 5'TH, 10'TH & 15'TH FLOOR

AREA DETAIL OF CIRCULATION ON 5'TH ,10'TH & 15'TH FLOOR			
= D-(TOTAL OF 1 TO 8) - (L1+L2)			
= 119.5344 - 47.997 - 9.750			
= **61.787 SQ.M.**			
D = 17.435	X 6.856	=	119.5344 SQ.M.
DETAILS OF DEDUCTIONS			
1 = 2.845	X 1.780	=	5.064 SQ.M.
2 = 7.240	X 0.115	=	0.833 SQ.M.
3 = 6.395	X 4.525	=	28.937 SQ.M.
4 = 5.258	X 0.600	=	3.155 SQ.M.
5 = 2.927	X 0.716	=	2.096 SQ.M.
6 = 2.845	X 0.716	=	2.037 SQ.M.
7 = 1.415	X 2.785	=	3.941 SQ.M.
8 = 3.225	X 0.600	=	1.935 SQ.M.
TOTAL OF (1 TO 8)		=	47.997 SQ.M.

AREA OF CONNECTING CORRIDOR ON 5th, 10th & 15th FLOORS
CIRCULATION AREA ON 5th, 10th & 15th FLOORS -
= CIRCULATION AREA ON TYPICAL FLOOR
= 61.787 - 47.935
= 13.852 SQ.M.

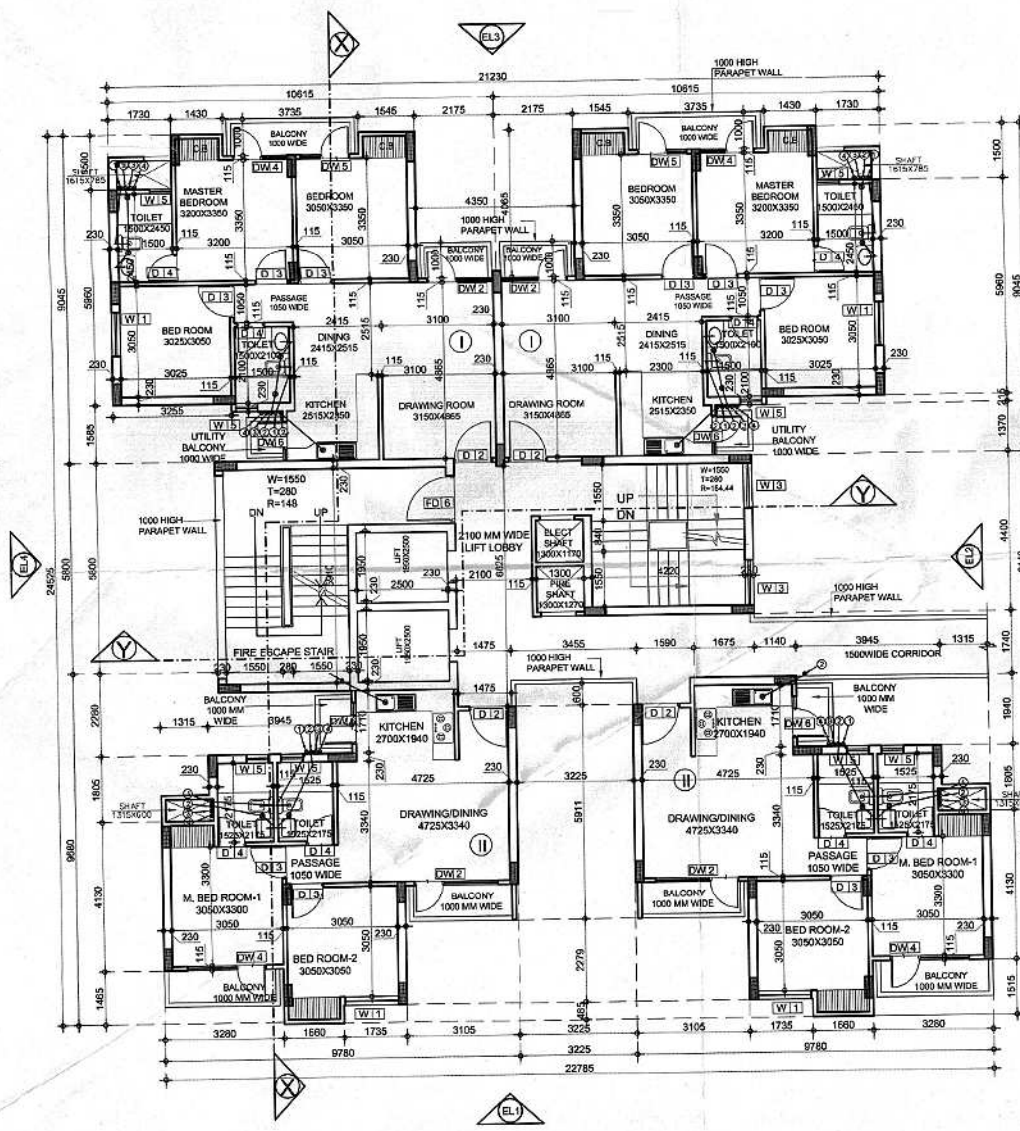

TYPICAL FLOOR PLAN
5th,10th &15th

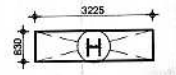

GROUND FLOOR ENT. LOBBY

AREA DETAIL OF GROUND FLOOR ENT. LOBBY
= 2.677 SQ.M.

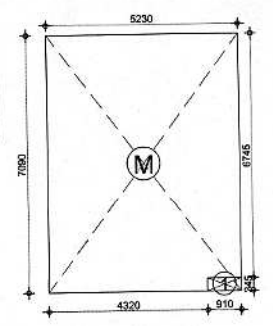

MACHINE ROOM AREA DETAIL

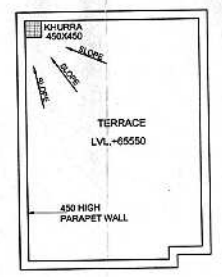

MACHINE ROOM TERRACE

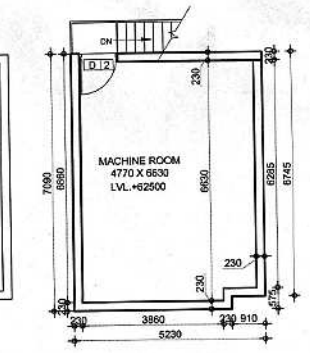

MACHINE ROOM PLAN

AREA DETAIL OF MACHINE ROOM			
= M - (1)			
= 37.081 - 0.314			
= **36.767 SQ.M.**			
M = 5.230	X 7.090	=	37.081 SQ.M.
DETAILS OF DEDUCTIONS			
1 = 0.910	X 0.345	=	0.314 SQ.M.

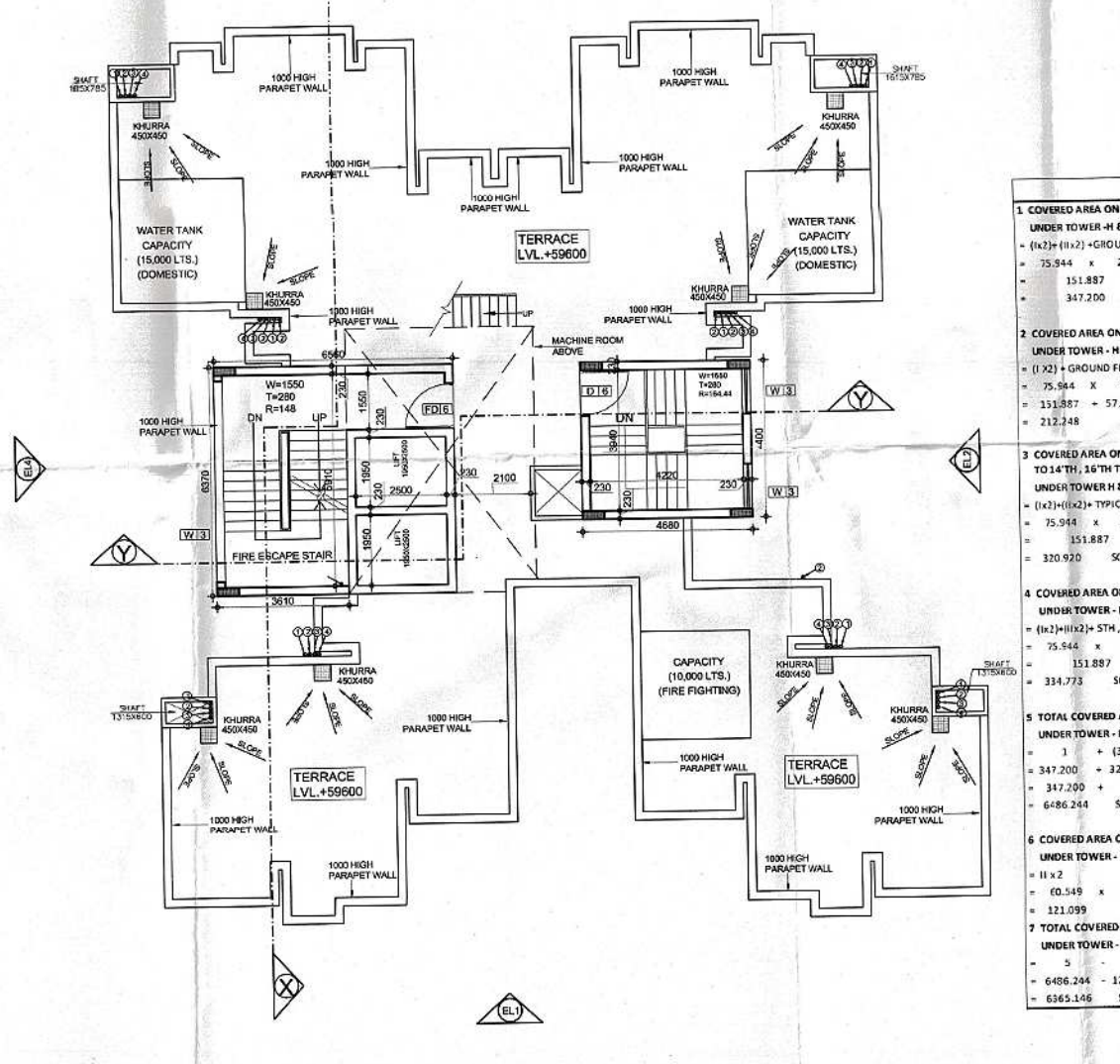

TERRACE PLAN

AREA SUMMARY TOWER H & P (EACH)

1 COVERED AREA ON GROUND FLOOR = 347.200 SQ.M.
UNDER TOWER -H & P (EACH)
= (Ix2)+ (IIx2) +GROUND FLOOR CIRCULATION AREA + GROUND FLOOR ENT. LOBBY+AREA OF CONNECTING CORRIDORS ON 5th, 10th & 15th FLOORS
= 75.944 x 2 + 60.549 x 2 + 57.685 + 2.677 + 13.852
= 151.887 + 121.099 + 57.685 + 2.677 + 13.852
= 347.200 SQ.M.

2 COVERED AREA ON GROUND FLOOR AS/F.A.R CALCULATION = 212.248 SQ.M.
UNDER TOWER - H & P (EACH)
= (I X2) + GROUND FLOOR CIRCULATION AREA + GROUND FLOOR ENT. LOBBY
= 75.944 X 2 + 57.685 + 2.677
= 151.887 + 57.685 + 2.677
= 212.248

3 COVERED AREA ON TYPICAL FLOOR (1'ST TO 4'TH , 6'TH TO 9'TH , 11'TH TO 14'TH, 16'TH TO 19'TH) = 320.920 SQ.M.
UNDER TOWER H & P (EACH)
= (Ix2)+(IIx2)+ TYPICAL FLOOR CIRCULATION AREA
= 75.944 x 2 + 60.549 x 2 + 47.935
= 151.887 + 121.099 + 47.935
= 320.920 SQ.M.

4 COVERED AREA ON TYPICAL FLOOR (5TH , 10TH & 15TH) = 334.773 SQ.M.
UNDER TOWER - H & P (EACH)
= (Ix2)+(IIx2)+ 5TH , 10TH & 15TH FLOOR CIRCULATION AREA
= 75.944 x 2 + 60.549 x 2 + 61.787
= 151.887 + 121.099 + 61.787
= 334.773 SQ.M.

5 TOTAL COVERED AREA ON ALL FLOORS = 6486.244 SQ.M.
UNDER TOWER - H & P (EACH)
= 1 + (3x16) + (4x3)
= 347.200 + 320.920 x 16 + 334.773 x 3
= 347.200 + 5134.726 + 1004.318
= 6486.244 SQ.M.

6 COVERED AREA ON STILT FOR PARKING = 121.099 SQ.M.
UNDER TOWER - H & P (EACH)
= II x 2
= 60.549 x 2
= 121.099

7 TOTAL COVERED AREA ON ALL FLOORS AS/F.A.R. CALCULATION = 6365.146 SQ.M.
UNDER TOWER - H & P (EACH)
= 5 - 6
= 6486.244 - 121.099
= 6365.146 SQ.M.

Job Title :
PROPOSED GROUP HOUSING AT PLOT NO.:- GH-6
ADITYA WORLD CITY, INTEGRATED TOWNSHIP,
SHAHPUR-BAMHETA,GHAZIABAD, (UP) .
ON KHASRA NO.:- 2248, 2261, 2267, 2268, 2269,
2365, 2367, 2368, 2369, 2370, 2371, 2372, 2373 & 2374.

Owner:
M/s. AGARWAL ASSOCIATES PROMOTERS LIMITED.
10 , NEW RAJDHANI ENCLAVE, VIKAS MARG,
NEW DELHI-110092.

DRAWING TITLE:
FLOOR PLANS & AREA DETAILS
TOWER - H & P

For N+U Design Studio
Ketan Hinganikar
Architect
CA/2006/37536
ARCHITECT:

For Agarwal Associates (Promoters) Ltd.
Authorised Signatory
OWNER:

SCALE: 1:100

DWG. NO. AR/GH/2013/02/SUB/31

PROJECT TEAM: NUPC

DATE:

NORTH:

ARCHITECTS:
N + U DESIGN STUDIO
Architecture • Project Management
Urban Planning • Product Design

A - 243 , OKHLA PHASE - I ,
NEW DELHI - 110020 , INDIA
Telephone : +91-11-26816414 / 15
Fax : +91-11-26818013
E.Mail : info@nplusu.in
Website : www.nplusu.in

© N+U Design Studio
This drawing/design is property of N+U Design Studio, No part of this may be reproduced or implemented in any form without prior permission inwriting from Architects. Any person doing so, shall be liable to criminal prosecution and civil claims for damages.

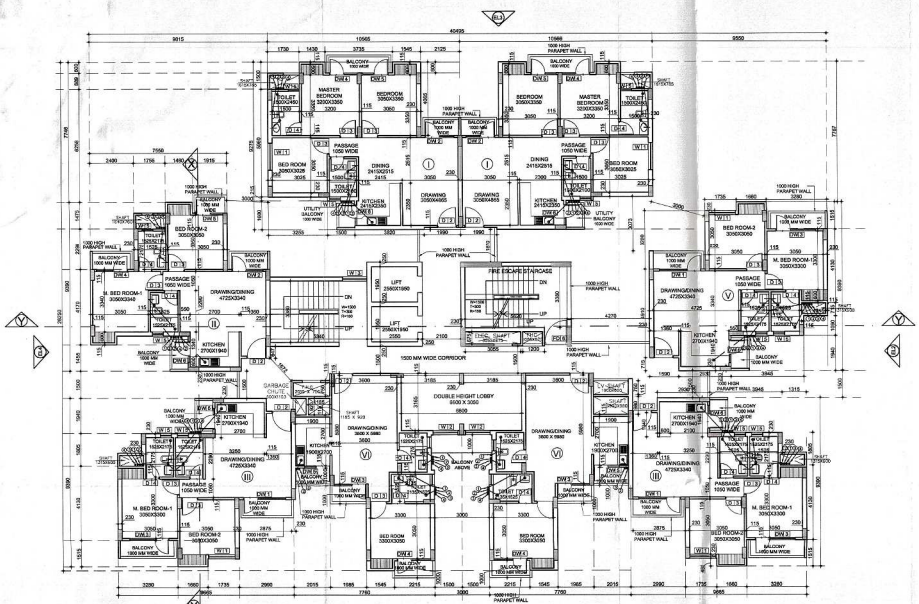

FIRST FLOOR PLAN

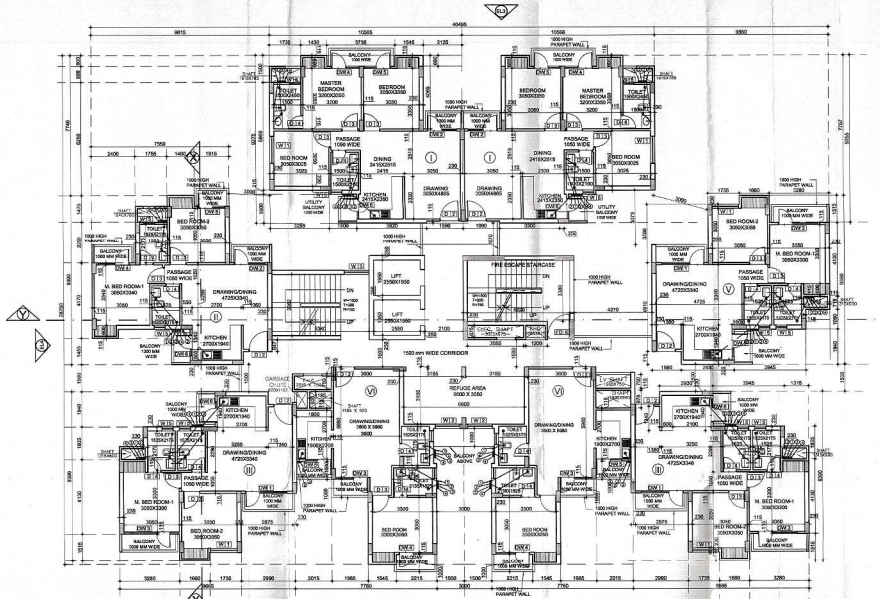

TYPICAL FLOOR 8'th & 13'th

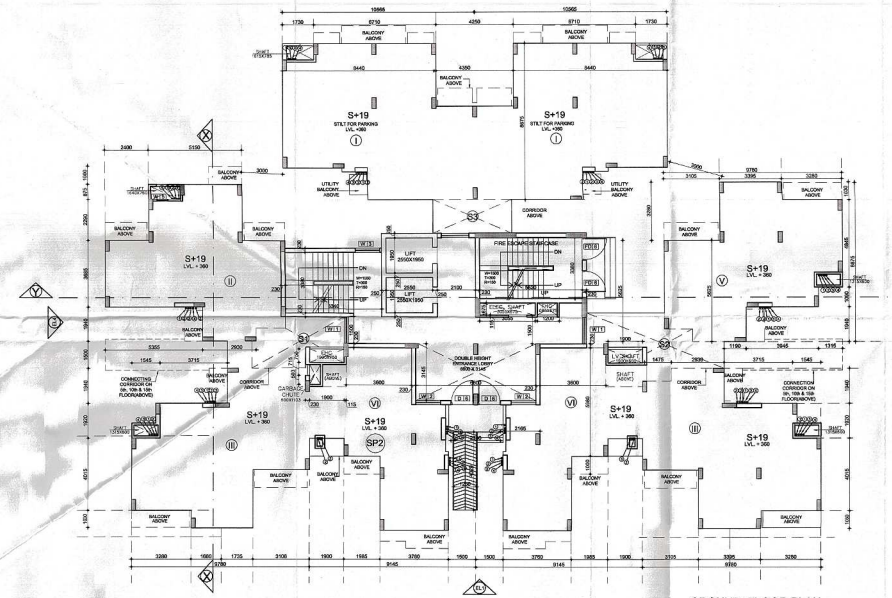

GROUND FLOOR PLAN
TOWER J

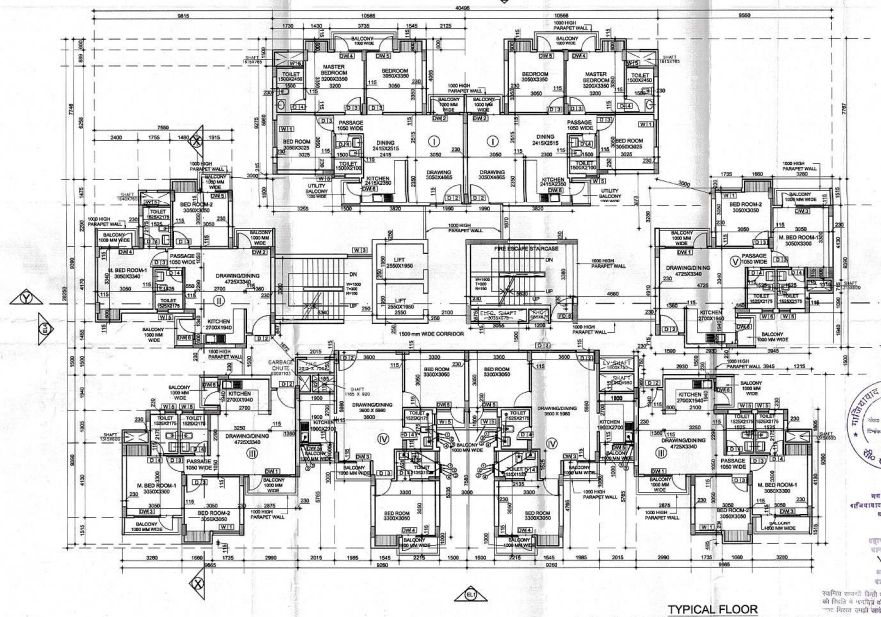

TYPICAL FLOOR
2nd to 4th, 6th, 7th & 9th, 11th, 12th & 14th &16 to 19th

NOTES:-

1. ALL DIMENSIONS ARE IN MILLIMETERS UNLESS NOTED OTHERWISE.
2. WRITTEN DIMENSIONS ARE TO BE FOLLOWED.
3. ANY DISCREPANCY IN THE DRAWINGS SHALL BE BROUGHT TO THE NOTICE OF THE ARCHITECTS.
4. THIS DRAWING SHALL BE READ IN CONJUNCTION WITH OTHER RELEVANT DRAWINGS.

DOOR WINDOWS

S.NO.	TYPE	SIZE	LOCATION	SILL	LINTEL
1.	DW1	D-800X2100 W-1500X2000	DRAWING TO BALCONY	00 / 100	2100
2.	DW2	D-800X2100 W-900X2000	DRAWING TO BALCONY	00 / 100	2100
3.	DW3	D-800X2100 W-1350X1350	M.BEDROOM TO BALCONY	00 / 750	2100
4.	DW4	D-800X2100 W-750X1350	M.BEDROOM TO BALCONY	00 / 750	2100
5.	DW5	D-800X2100 W-600X2000	BEDROOM TO BALCONY	00 / 750	2100
6.	DW6	D-750X2100 W-600X1050	KITCHEN TO BALCONY (OPEN KITCHEN)	00 / 1050	2100

DOOR SCHEDULE

S.NO.	TYPE	SIZE	LOCATION	SILL	LINTEL
1.	D1	1500X2100	ENTRANCE LOBBY	00	2100
2.	D2	1050X2100	MAIN ENTRY	00	2100
3.	D3	900X2100	BED ROOM/STUDY	00	2100
4.	D4	750X2100	TOILET	00	2100
5.	D5	1250X2100	STAIRCASE/CASE	00	2100
8.	FD6	1250X2100	FIRE ESCAPE: STAIRCASE	00	2100

WINDOW & VENTILATOR SCHEDULE

S.NO.	TYPE	SIZE	LOCATION	SILL	LINTEL
1.	W1	1500X1350	BED ROOM	750	2100
2.	W2	1350X1350	CORRIDOR	750	2100
3.	W3	1250X1350	STAIRCASECASE	1050	2100
4.	W4	900X1350	CORRIDOR	750	2100
5.	W5	600X1050	TOILET (OPEN KITCHEN)	1050	2100

S.NO.	DESCRIPTION	SYMBOL
1.	100Ø CI SOIL & VENT PIPE	1
2.	100Ø CI WASTE PIPE	2
3.	COLD WATER PIPE	3
4.	150Ø RAIN WATER PIPE	4
5.	FLOOR TRAP	FT
6.	FLOOR DRAIN	FD
7.	DRAIN POINT	DP

Job Title :
PROPOSED GROUP HOUSING AT PLOT NO.:- GH-6
ADITYA WORLD CITY, INTEGRATED TOWNSHIP,
SHAHPUR-BAMHETA,GHAZIABAD, (UP) .
ON KHASRA NO.:- 2248, 2261, 2267, 2268, 2269,
2365, 2367, 2368, 2369, 2370, 2371, 2372, 2373 & 2374.

Owner:
M/s. AGARWAL ASSOCIATES PROMOTERS LIMITED.
10 , NEW RAJDHANI ENCLAVE, VIKAS MARG,
NEW DELHI-110092.

DRAWING TITLE:
FLOOR PLANS
TOWER J
(TYPE -III)

For N+U Design Studio
Kotan Hinganikar
Architect
CA/2006/37536
ARCHITECT:

For Agarwal Associates (Promoters) Ltd.
Authorised Signatory
OWNER:

SCALE: 1:100
DWG. NO. AR/GH/2013/02/SUB/21

PROJECT TEAM: NUPC
DATE:

NORTH:

ARCHITECTS:
N+U DESIGN STUDIO
Architecture • Project Management
Urban Planning • Product Design

A - 243 , CHOLA PHASE - I ,
NEW DELHI - 110030 , INDIA
Telephone : +91-11-26816414 / 15
Fax : +91-11-26816013
E.Mail : info@nplusu.in
Website : www.nplusu.in

© N+U Design Studio
This drawing/design is property of N+U Design Studio. No part of this may be reproduced or implemented in any form without prior permission inwriting from Architects. Any person doing so, shall be liable to criminal prosecution and civil claims for damages.

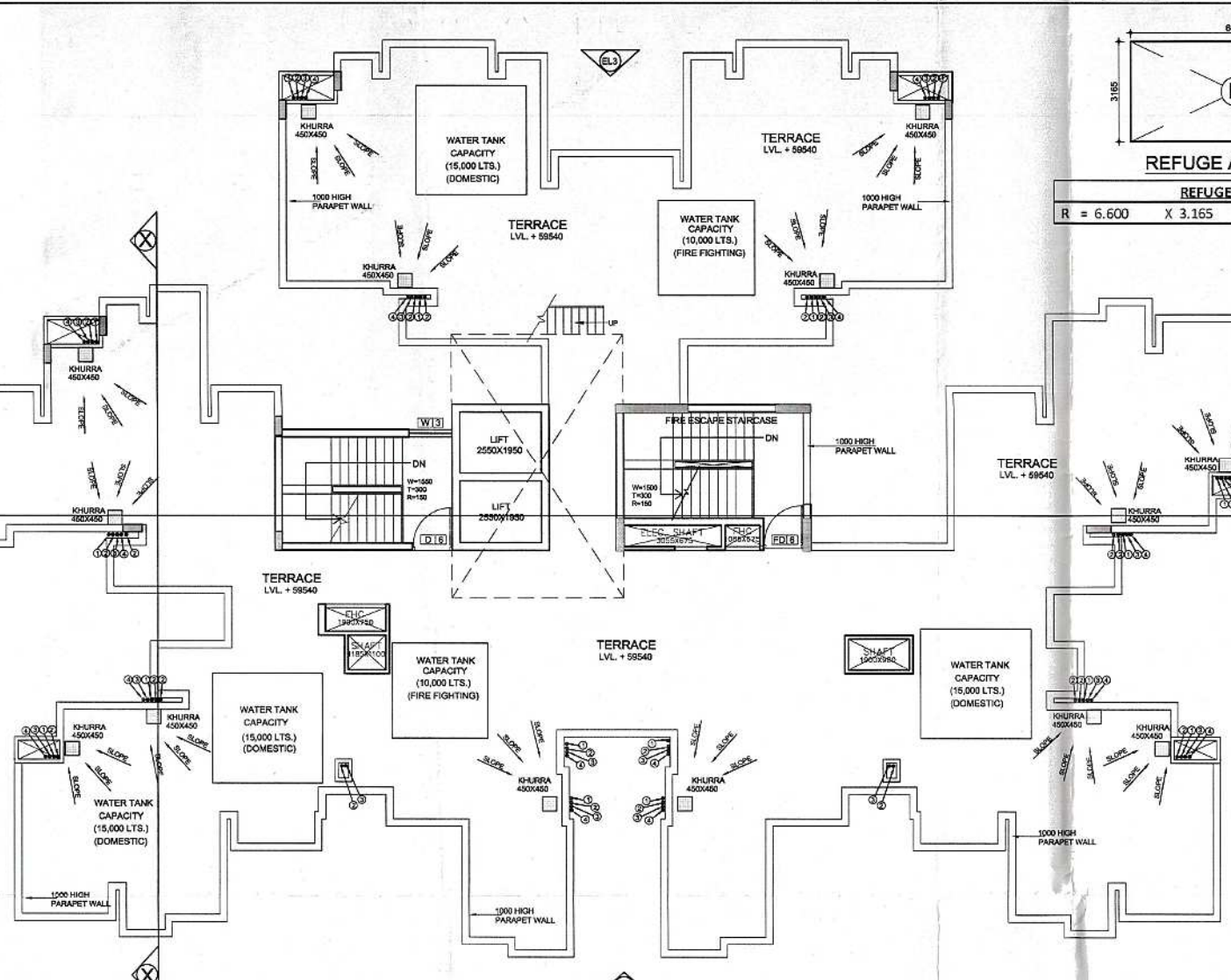

TERRACE PLAN

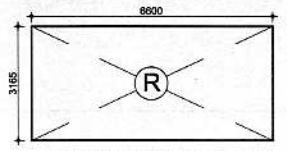

REFUGE AREA DETAIL

REFUGE AREA DETAIL				
R = 6.600	X 3.165	=	20.889	SQ.M.

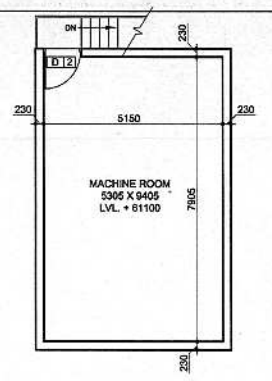

MACHINE ROOM PLAN

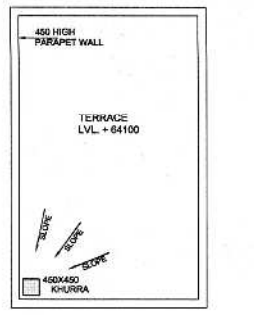

MACHINE ROOM TERRACE

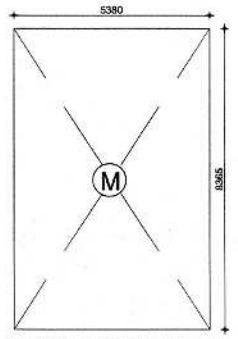

MACHINE ROOM AREA DETAIL

AREA DETAIL OF MACHINE ROOM			
M = 5.380	X 8.365	=	45.004 SQ.M.

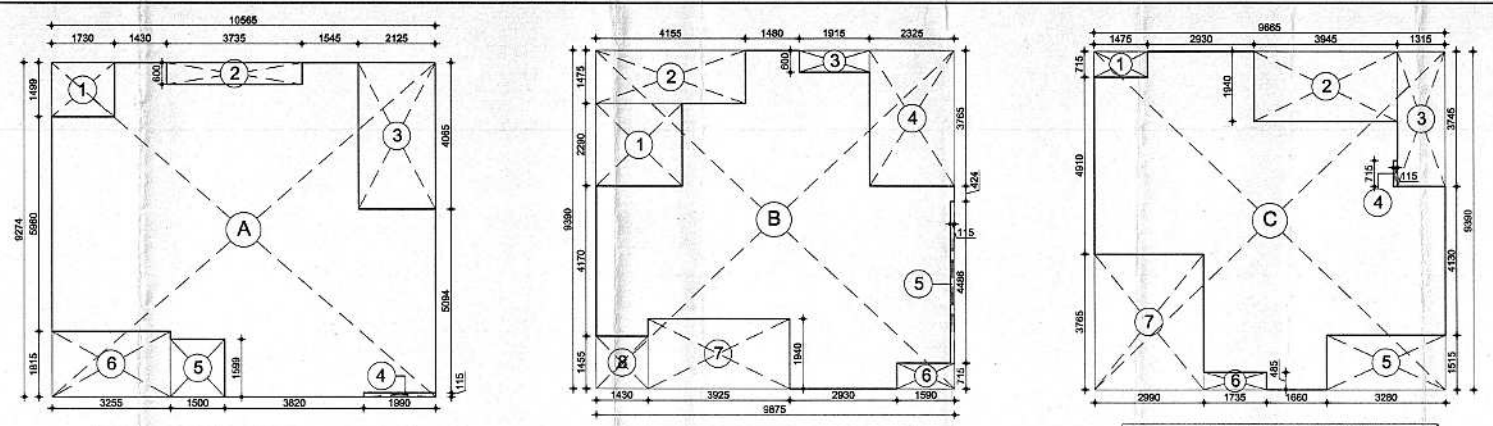

AREA DETAIL OF UNIT PLAN - I

= A - (TOTAL OF 1 TO 6)			
= 97.980 - 22.008			
= 75.972 SQ.M.			
A = 10.565	X 9.274	=	97.980 SQ.M.
DETAILS OF DEDUCTIONS			
1 = 1.730	X 1.499	=	2.593 SQ.M.
2 = 3.735	X 0.600	=	2.241 SQ.M.
3 = 2.125	X 4.065	=	8.638 SQ.M.
4 = 1.990	X 0.115	=	0.229 SQ.M.
5 = 1.500	X 1.599	=	2.399 SQ.M.
6 = 3.255	X 1.815	=	5.908 SQ.M.
TOTAL OF (1 TO 6)		=	22.008 SQ.M.

AREA DETAIL OF UNIT PLAN - II

= B - (TOTAL OF 1 TO 8)			
= 92.726 - 32.875			
= 59.851 SQ.M.			
E = 9.875	X 9.390	=	92.726 SQ.M.
DETAILS OF DEDUCTIONS			
1 = 2.400	X 2.290	=	5.496 SQ.M.
2 = 4.155	X 1.475	=	6.129 SQ.M.
3 = 1.915	X 0.600	=	1.149 SQ.M.
4 = 2.325	X 3.765	=	8.754 SQ.M.
5 = 0.115	X 4.486	=	0.516 SQ.M.
6 = 1.590	X 0.715	=	1.137 SQ.M.
7 = 3.925	X 1.940	=	7.615 SQ.MT
8 = 1.430	X 1.455	=	2.081 SQ.MT
TOTAL OF (1 TO 8)		=	32.875 SQ.M.

AREA DETAIL OF UNIT PLAN - III

= C - (TOTAL OF 1 TO 7)			
= 90.754 - 30.783			
= 59.972 SQ.M.			
C = 9.665	X 9.390	=	90.754 SQ.M.
DETAILS OF DEDUCTIONS			
1 = 1.475	X 0.715	=	1.055 SQ.M.
2 = 3.945	X 1.940	=	7.653 SQ.M.
3 = 1.315	X 3.745	=	4.925 SQ.M.
4 = 0.115	X 0.715	=	0.082 SQ.M.
5 = 3.280	X 1.515	=	4.969 SQ.M.
6 = 1.735	X 0.485	=	0.841 SQ.M.
7 = 2.990	X 3.765	=	11.257 SQ.M.
TOTAL OF (1 TO 7)		=	30.783 SQ.M.

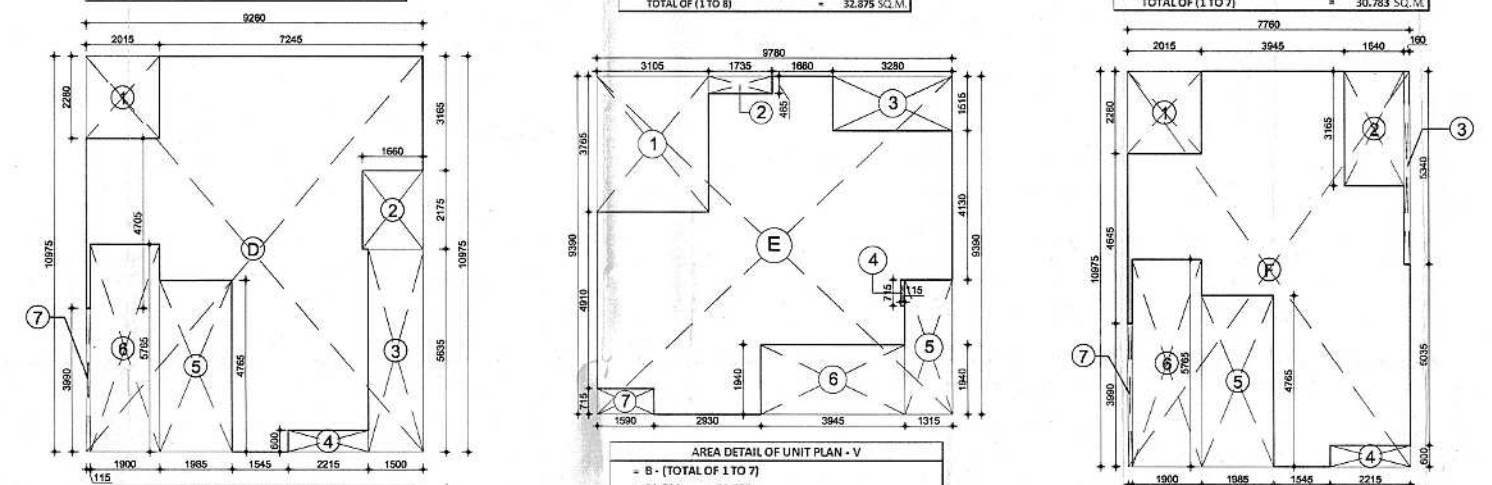

AREA DETAIL OF UNIT PLAN - IV

= D - (TOTAL OF 1 TO 7)			
= 101.629 - 38.857			
= 62.771 SQ.M.			
D = 9.260	X 10.975	=	101.629 SQ.M.
DETAILS OF DEDUCTIONS			
1 = 2.015	X 2.280	=	4.594 SQ.M.
2 = 1.660	X 2.175	=	3.611 SQ.M.
3 = 1.500	X 5.635	=	8.453 SQ.M.
4 = 2.215	X 0.600	=	1.329 SQ.M.
5 = 1.985	X 4.765	=	9.459 SQ.M.
6 = 1.900	X 5.765	=	10.954 SQ.M.
7 = 0.115	X 3.990	=	0.459 SQ.M.
TOTAL OF (1 TO 7)		=	38.857 SQ.M.

AREA DETAIL OF UNIT PLAN - V

= B - (TOTAL OF 1 TO 7)			
= 91.834 - 31.298			
= 60.536 SQ.M.			
B = 9.780	X 9.390	=	91.834 SQ.M.
DETAILS OF DEDUCTIONS			
1 = 3.105	X 3.765	=	11.690 SQ.M.
2 = 1.735	X 0.485	=	0.841 SQ.M.
3 = 3.280	X 1.515	=	4.969 SQ.M.
4 = 0.115	X 0.715	=	0.082 SQ.M.
5 = 1.315	X 3.745	=	4.925 SQ.M.
6 = 3.945	X 1.940	=	7.653 SQ.M.
7 = 1.590	X 0.715	=	1.137 SQ.M.
TOTAL OF (1 TO 7)		=	31.298 SQ.M.

AREA DETAIL OF UNIT PLAN - VI

= F - (TOTAL OF 1 TO 7)			
= 85.166 - 32.839			
= 52.327 SQ.M.			
F = 7.760	X 10.975	=	85.166 SQ.M.
DETAILS OF DEDUCTIONS			
1 = 2.015	X 2.280	=	4.594 SQ.M.
2 = 1.640	X 3.165	=	5.191 SQ.M.
3 = 0.160	X 5.340	=	0.854 SQ.M.
4 = 2.215	X 0.600	=	1.329 SQ.M.
5 = 1.985	X 4.765	=	9.459 SQ.M.
6 = 1.900	X 5.765	=	10.954 SQ.M.
7 = 0.115	X 3.990	=	0.459 SQ.M.
TOTAL OF (1 TO 7)		=	32.839 SQ.M.

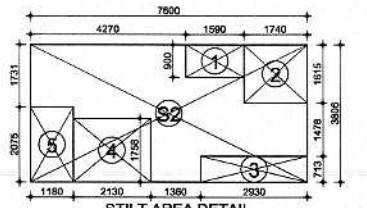

STILT AREA DETAIL

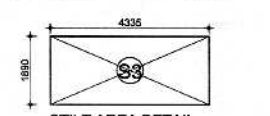

STILT AREA DETAIL

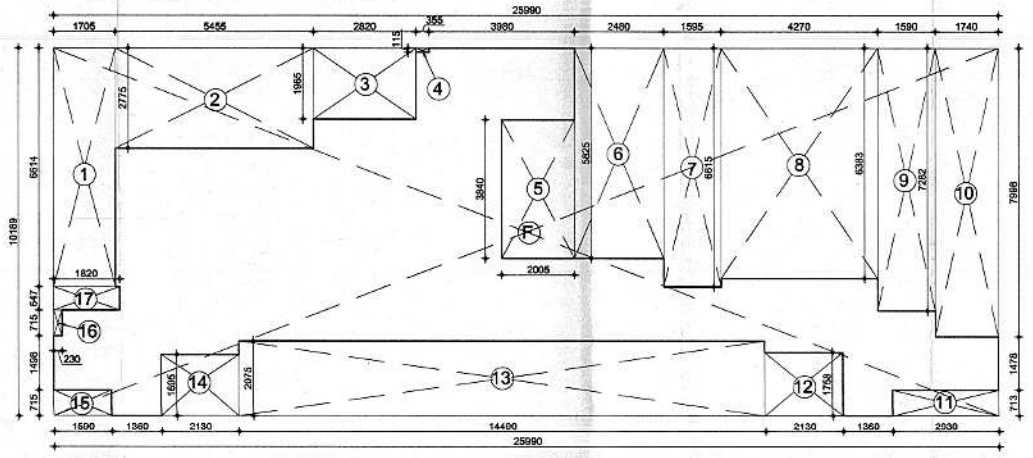

AREA DETAIL OF CIRCULATION ON TYPICAL FLOOR.

= F - (1 TO 18) - LIFT WELL			
= 264.812 - 159.433 - 9.945			
= 95.434 SQ.MT			
F = 25.990 X 10.189			
= 264.812 SQ.MT			
DETAILS OF DEDUCTIONS			
1 = 1.705	X 6.614	=	11.277 SQ.M.
2 = 5.455	X 2.775	=	15.138 SQ.M.
3 = 2.820	X 1.965	=	5.541 SQ.M.
4 = 0.355	X 0.115	=	0.041 SQ.M.
5 = 2.005	X 3.840	=	7.699 SQ.M.
6 = 2.480	X 5.825	=	14.446 SQ.M.
7 = 1.595	X 6.615	=	10.551 SQ.M.
8 = 4.270	X 6.383	=	27.255 SQ.M.
9 = 1.590	X 7.282	=	11.578 SQ.M.
10 = 1.740	X 7.998	=	13.917 SQ.M.
11 = 2.930	X 0.713	=	2.089 SQ.M.
12 = 2.130	X 1.758	=	3.745 SQ.M.
13 = 14.490	X 2.075	=	30.067 SQ.M.
14 = 2.130	X 1.695	=	3.610 SQ.M.
15 = 1.590	X 0.715	=	1.137 SQ.M.
16 = 0.230	X 0.715	=	0.164 SQ.M.
17 = 1.820	X 0.647	=	1.178 SQ.M.
TOTAL OF (1 TO 18)		=	159.433 SQ.M.

NOTES:-

1. ALL DIMENSIONS ARE IN MILLIMETERS UNLESS NOTED OTHERWISE.
2. WRITTEN DIMENSIONS ARE TO BE FOLLOWED.
3. ANY DISCRIPANCY IN THE DRAWINGS SHALL BE BROUGHT TO THE NOTICE OF THE ARCHITECTS.
4. THIS DRAWING SHALL BE READ IN CONJUNCTION WITH OTHER RELEVANT DRAWINGS.

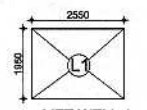

LIFT WELL 1

L1 = 2.550	X 1.950	X 2	=	9.945 SQ.M.

DOOR WINDOWS

S.NO.	TYPE	SIZE	LOCATION	SILL	LINTEL
1.	DW1	D-800X2100 W-1500X2000	DRAWING TO BALCONY	00 / 100	2100
2.	DW2	D-800X2100 W-900X2000	DRAWING TO BALCONY	00 / 100	2100
3.	DW3	D-800X2100 W-1350X1350	M.BEDROOM TO BALCONY	00 / 750	2100
4.	DW4	D-800X2100 W-750X1350	M.BEDROOM TO BALCONY	00 / 750	2100
5.	DW5	D-800X2100 W-600X2000	BEDROOM TO BALCONY	00 / 750	2100
6.	DW6	D-750X2100 W-500X1050	KITCHEN TO BALCONY (PERMANENT VENTILATION)	00 / 1050	2100

DOOR SCHEDULE

S.NO.	TYPE	SIZE	LOCATION	SILL	LINTEL
1.	D1	1500X2100	ENTRANCE LOBBY	00	2100
2.	D2	1050X2100	MAIN ENTRY	00	2100
3.	D3	900X2100	BED ROOM/STUDY	00	2100
4.	D4	750X2100	TOILET	00	2100
5.	D6	1250X2100	STAIRCASECASE	00	2100
6.	FD6	1250X2100	FIRE ESCAPE STAIRCASE	00	2100

WINDOW & VENTILATOR SCHEDULE

S.NO.	TYPE	SIZE	LOCATION	SILL	LINTEL
1.	W1	1500X1350	BED ROOM	750	2100
2.	W2	1350X1350	CORRIDOR	750	2100
3.	W3	1250X1050	STAIRCASECASE	1050	2100
4.	W4	900X1350	CORRIDOR	750	2100
5.	W5	600X1050	TOILET (PERMANENT VENTILATION)	1050	2100

S.NO.	DESCRIPTION	SYMBOL
1.	100Ø CI SOIL & VENT PIPE	①
2.	100Ø CI WASTE PIPE	②
3.	COLD WATER PIPE	③
4.	150Ø RAIN WATER PIPE	④
5.	FLOOR TRAP	FT
6.	FLOOR DRAIN	FD
7.	DRAIN POINT	DP

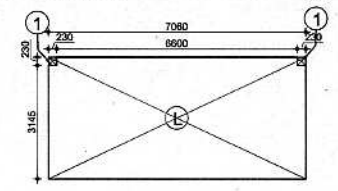

AREA DETAIL OF ENT. LOBBY ON GROUND FLOOR

= L - (1)				
= 23.828 - 0.106				
= 23.722 SQ.M.				
L = 7.060	X 3.375		=	23.828 SQ.M.
DETAILS OF DEDUCTIONS				
1 = 0.230	X 0.230	X 2	=	0.106 SQ.M.

AREA OF CONNECTING CORRIDORS (TOWER J)

CIRCULATION AREA OF 5'TH 10'TH & 15'TH FLOOR - TYPICAL FLOOR CIRCULATION AREA
= 119.320 - 95.434
= 23.886

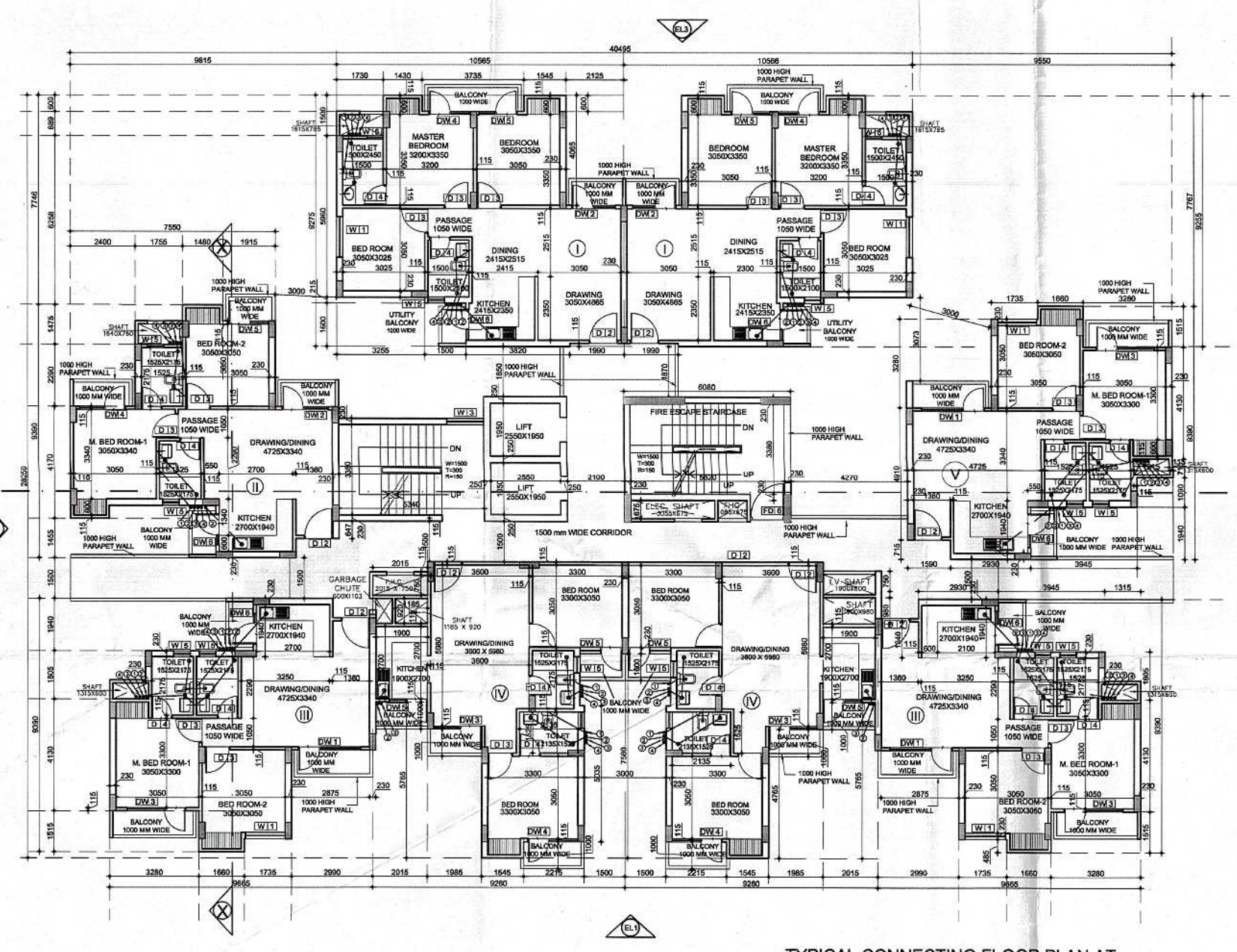

TYPICAL CONNECTING FLOOR PLAN AT 5TH FLOOR, 10TH FLOOR, 15TH FLOOR

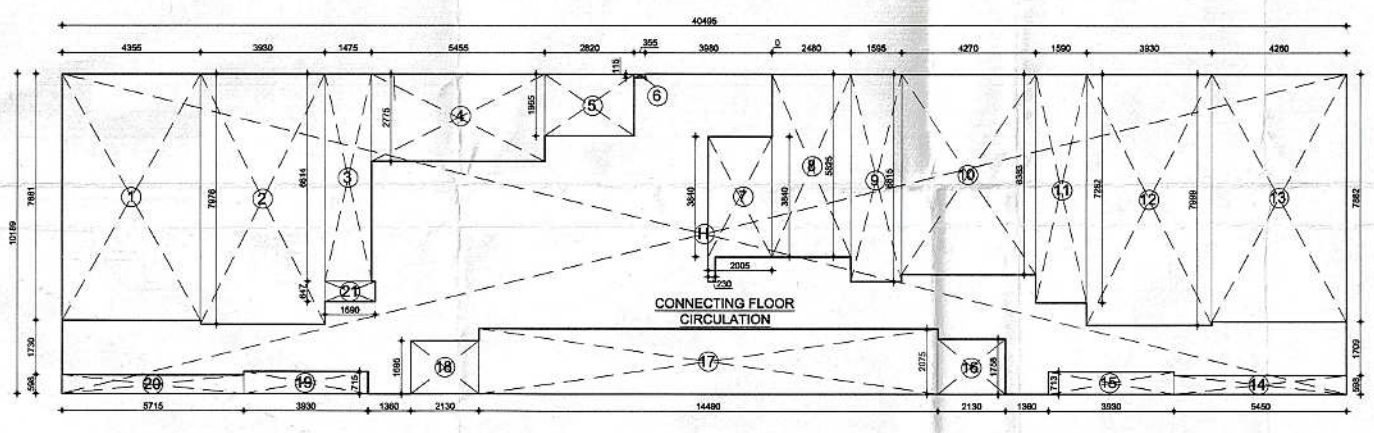

CONNECTING FLOOR CIRCULATION

AREA SUMMARY TOWER J

1 COVERED AREA ON GROUND FLOOR UNDER TOWER-J = 640.730 SQ.M.
= (Ix2)+II+(IIIx2)+V+(VIx2)+ GROUND FLOOR CIRCULATION AREA + ENTRANCE LOBBY + COVERED AREA OF CONNECTING CORRIDORS AT 5'TH,10'TH & 15'TH FLOOR
= 75.972 X 2 + 59.851 + 59.972 X 2 + 60.536 + 52.327 X 2 + 70.291 + 23.722 + 12.072 + 5.638 + [illegible]
= 151.944 + 59.851 + 119.943 + 60.536 + 104.654 + 70.291 + 23.722 + 12.072 + 5.638 + [illegible]
= 640.730 SQ.MT

2 COVERED AREA ON GROUND FLOOR AS/F.A.R CALCULATION UNDER TOWER - J = 94.012 SQ.M.
= GROUND FLOOR CIRCULATION AREA+ ENTRANCE LOBBY
= 70.291 + 23.722
= 94.012 SQ.M.

3 COVERED AREA ON FIRST FLOOR UNDER TOWER - J = 592.363 SQ.M.
= (IX2)+II+(IIIx2)+V+(VIX2) + TYPICAL FLOOR CIRCULATION AREA
= 75.972 X 2.000 + 59.851 + 59.972 X 2.000 + 60.536 + 52.327 X 2 + [illegible]
= 151.944 + 59.851 + 119.943 + 60.536 + 104.654 + 95.434
= 592.363 SQ.M.

4 COVERED AREA ON TYPICAL 2nd TO 4th , 6th,7th & 9th , 11th,12th & 14th. & 16th. To 19th. FLOOR UNDER TOWER - J = 613.252 SQ.M.
= (IX2)+II+(IIIX2)+(IVX2)+V+ TYPICAL FLOOR CIRCULATION AREA
= 75.972 X 2 + 59.851 + 59.972 X 2 + 62.771 X 2 + 60.536 + 95.434
= 151.944 + 59.851 + 119.943 + 125.543 + 60.536 + 95.434
= 613.252 SQ.M.

5 COVERED AREA ON TYPICAL 8'th & 13'th FLOOR UNDER TOWER - J = 592.363 SQ.M.
= (IX2)+II+(IIIX2)+V+(VIX2) TYPICAL FLOOR CIRCULATION AREA
= 75.972 X 2 + 59.851 + 59.972 X 2 + 60.536 + 52.327 X 2 + 95.434
= 151.944 + 59.851 + 119.943 + 60.536 + 104.654 + 95.434
= 592.363 SQ.M.

6 COVERED AREA ON TYPICAL 5th , 10th & 15th FLOOR UNDER TOWER - J = 637.138 SQ.M.
= (Ix2)+II+(IIIX2)+(IVX2)+V+ 5th.,10th.&15th. FLOOR CIRCULATION AREA
= 75.972 X 2 + 59.851 + 59.972 X 2 + 62.771 X 2 + 60.536 + 119.320
= 151.944 + 59.851 + 119.943 + 125.543 + 60.536 + 119.320
= 637.138 SQ.M.

7 TOTAL COVERED AREA ON ALL FLOORS UNDER TOWER - J = 12301.510 SQ.M.
= 1 + 3 + (4x13) + (5x2) + (6X3)
= 640.730 + 592.363 + 613.252 x 13 + 592.363 x 2 + 637.138 x 3
= 12301.510 SQ.M.

8 TOTAL COVERED AREA ON STILT FOR PARKING UNDER TOWER - J
= COVERED AREA ON GROUND FLOOR - (GROUND FLOOR CIRCULATION AREA+GROUND FLOOR ENTRANCE LOBBY)
= 640.730 - 70.291 - 23.722
= 546.717 SQ.M.

9 TOTAL COVERED AREA ON ALL FLOORS AS/F.A.R. CALCULATION = 11754.793 SQ.M.
UNDER TOWER - J
= 7 - 8
= 12301.510 - 546.717
= 11754.793 SQ.M.

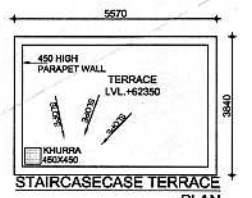

STAIRCASECASE TERRACE PLAN

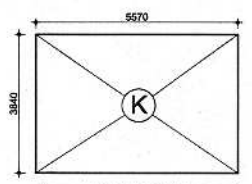

FIRE STAIRCASECASE AREA DETAIL

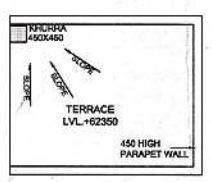

FIRE STAIRCASECASE TERRACE PLAN

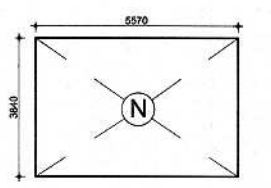

STAIRCASE AREA DETAIL

AREA DETAIL OF STAIRCASE			
N = 5.570	X 3.840	=	21.389 SQ.M.

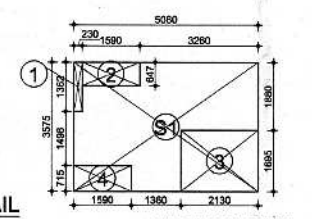

STILT AREA DETAIL

STILT AREA DETAIL

= S1 - (TOTAL OF 1 TO 4)			
= 18.161 - 6.089		=	12.072 SQ.MT
S1 = 5.080 X 3.575			
= 18.161 SQ.MT			
DETAILS OF DEDUCTIONS			
1 = 0.230	X 1.362	=	0.313 SQ.M.
2 = 1.590	X 0.647	=	1.029 SQ.M.
3 = 2.130	X 1.695	=	3.610 SQ.M.
4 = 1.590	X 0.715	=	1.137 SQ.M.
TOTAL OF (1 TO 7)		=	6.089 SQ.M.

AREA DETAIL OF CIRCULATION ON GROUND FLOOR

= G1 - (TOTAL OF 1 TO 7)			
= 107.184 - 36.893		=	70.291 SQ.MT
G1 = 16.800 X 6.38			
= 107.184 SQ.MT			
DETAILS OF DEDUCTIONS			
1 = 5.570	X 0.388	=	2.161 SQ.M.
2 = 5.340	X 0.423	=	2.259 SQ.M.
3 = 0.230	X 4.630	=	1.065 SQ.M.
4 = 5.850	X 3.862	=	22.593 SQ.M.
5 = 1.595	X 0.790	=	1.260 SQ.M.
6 = 6.600	X 0.230	=	1.518 SQ.M
7 = 3.490	X 1.730	=	6.038 SQ.M.
TOTAL OF (1 TO 7)		=	36.893 SQ.M.

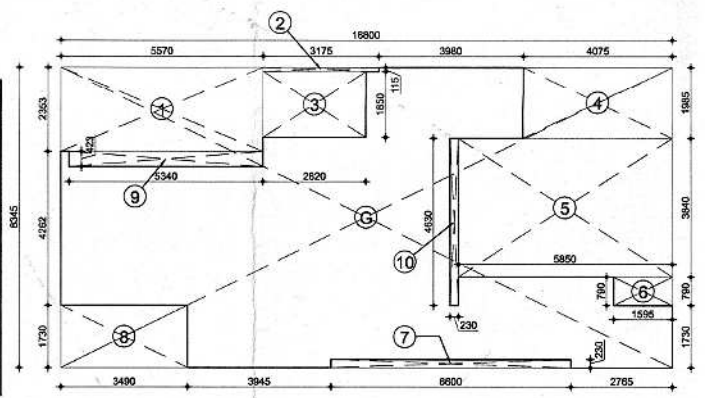

GROUND FLOOR CIRCULATION AREA

AREA DETAIL OF CIRCULATION ON 5th,10th & 15th FL.

= H - (1 TO 21) - LIFT WELL			
= 412.604 - 283.338 - 9.945			
= 119.320 SQ.MT			
H = 40.495 X 10.189			
= 412.604 SQ.MT			
DETAILS OF DEDUCTIONS			
1 = 4.355	X 7.861	=	34.235 SQ.M.
2 = 3.930	X 7.976	=	31.346 SQ.M.
3 = 1.475	X 6.614	=	9.756 SQ.M.
4 = 5.455	X 2.775	=	15.138 SQ.M.
5 = 2.820	X 1.965	=	5.541 SQ.M.
6 = 0.355	X 0.115	=	0.041 SQ.M.
7 = 2.005	X 3.840	=	7.699 SQ.M.
8 = 2.480	X 5.825	=	14.446 SQ.M.
9 = 1.595	X 6.615	=	10.551 SQ.M.
10 = 4.270	X 6.383	=	27.255 SQ.M.
11 = 1.590	X 7.282	=	11.578 SQ.M.
12 = 3.930	X 7.999	=	31.436 SQ.M.
13 = 4.260	X 7.882	=	33.577 SQ.M.
14 = 5.450	X 0.598	=	3.259 SQ.M.
15 = 3.930	X 0.713	=	2.802 SQ.M.
16 = 2.130	X 1.758	=	3.745 SQ.M.
17 = 14.490	X 2.075	=	30.067 SQ.M.
18 = 2.130	X 1.695	=	3.610 SQ.M.
19 = 3.930	X 0.715	=	2.810 SQ.M.
20 = 5.715	X 0.598	=	3.418 SQ.M.
21 = 1.590	X 0.647	=	1.029 SQ.M.
TOTAL OF (1 TO 21)		=	283.338 SQ.M.

Job Title : PROPOSED GROUP HOUSING AT PLOT NO.:- GH-6 ADITYA WORLD CITY, INTEGRATED TOWNSHIP, SHAHPUR-BAMHETA,GHAZIABAD, (UP) . ON KHASRA NO.:- 2248, 2261, 2267, 2268, 2269, 2365, 2367, 2368, 2369, 2370, 2371, 2372, 2373 & 2374.	Owner : M/s. AGARWAL ASSOCIATES PROMOTERS LIMITED. 10 , NEW RAJDHANI ENCLAVE, VIKAS MARG, NEW DELHI-110092.	DRAWING TITLE: FLOOR PLANS AND AREA DETAIL TOWER J (TYPE -III)	ARCHITECT: For N+U Design Studio Ketan Hinganikar Architect CA/2006/37536	OWNER: For Agarwal Associates (Promoters) Ltd. Authorised Signatory	SCALE: 1:100 DWG. NO. AR/GH/2013/02/SUB/22	PROJECT TEAM: NUPC DATE:	NORTH:

ARCHITECTS:
N + U DESIGN STUDIO
Architecture • Project Management
Urban Planning • Product Design
A - 243 , OKHLA PHASE - I , NEW DELHI - 110020 , INDIA
Telephone : +91-11-26816414 / 15
Fax : +91-11-26818013
E.Mail : info@nplusu.in
Website : www.nplusu.in

© N+U Design Studio
This drawing/design is property of N+U Design Studio, No part of this may be reproduced or implemented in any form without prior permission inwriting from Architects. Any person doing so, shall be liable to criminal prosecution and civil claims for damages.

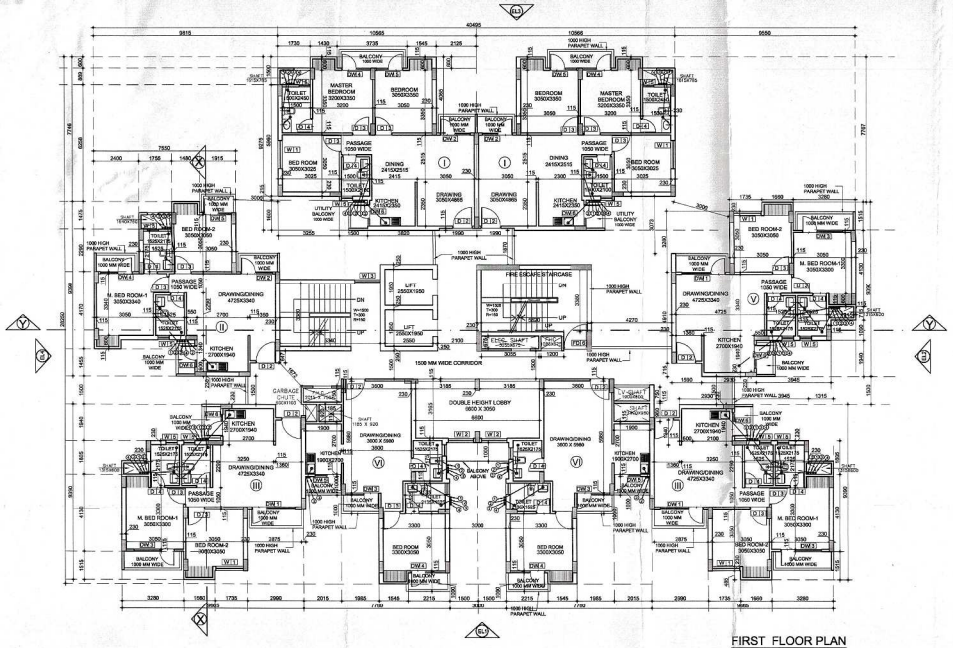

FIRST FLOOR PLAN

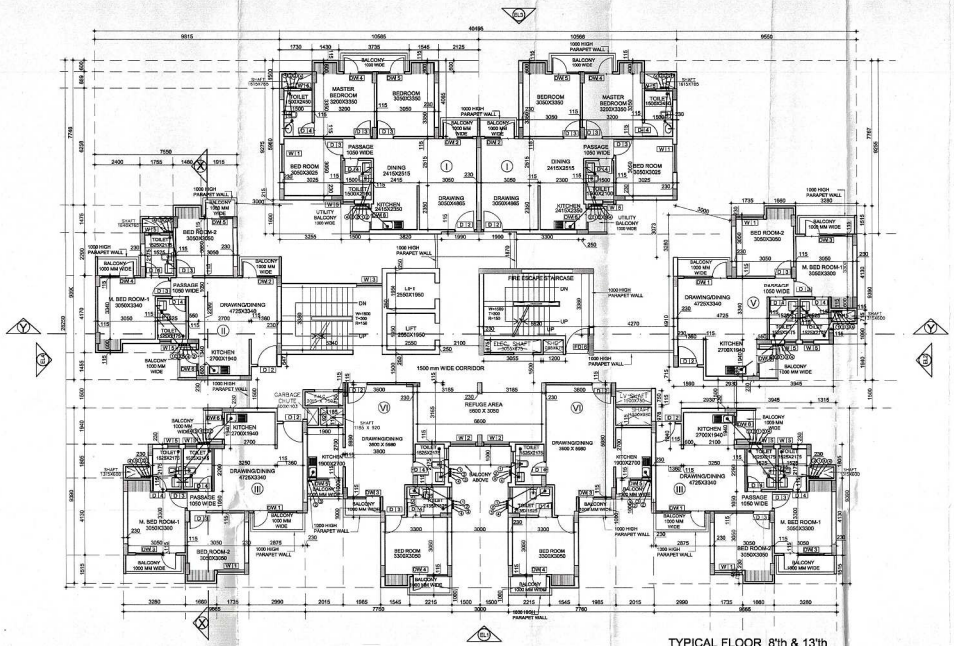

TYPICAL FLOOR 8'th & 13'th

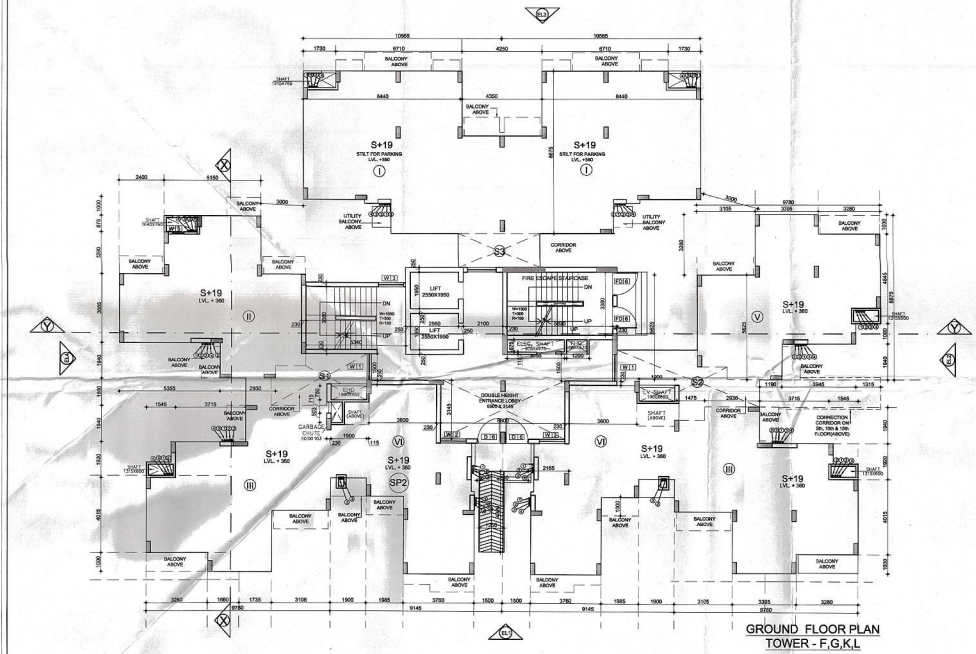

GROUND FLOOR PLAN
TOWER - F,G,K,L

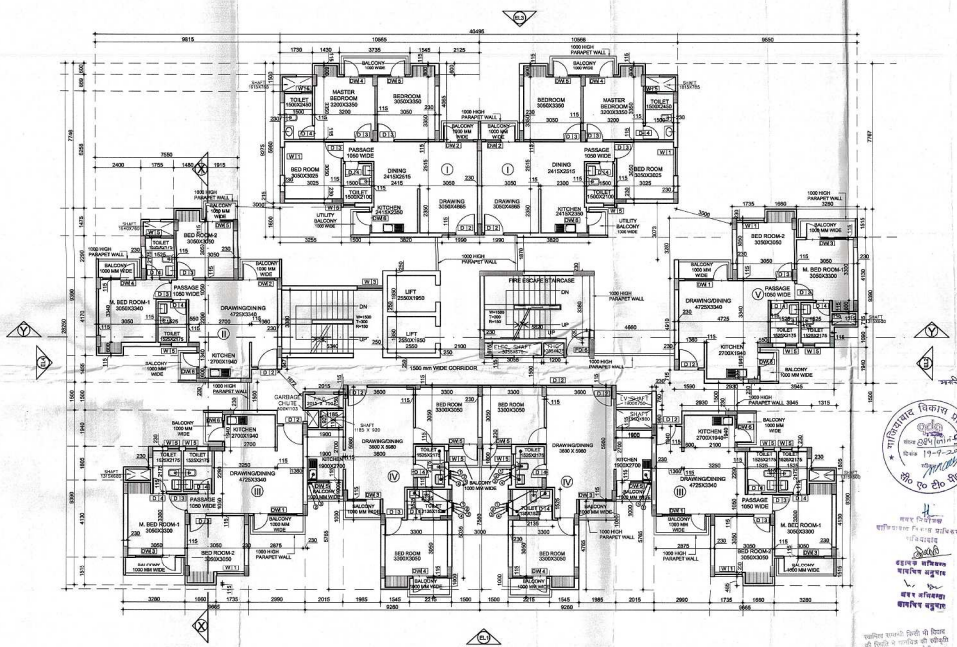

TYPICAL FLOOR
2nd to 4th, 6th, 7th & 9th, 11th, 12th & 14th &16 to 19th

NOTES:-

1. ALL DIMENSIONS ARE IN MILLIMETERS UNLESS NOTED OTHERWISE.
2. WRITTEN DIMENSIONS ARE TO BE FOLLOWED.
3. ANY DISCREPANCY IN THE DRAWINGS SHALL BE BROUGHT TO THE NOTICE OF THE ARCHITECTS.
4. THIS DRAWING SHALL BE READ IN CONJUNCTION WITH OTHER RELEVANT DRAWINGS.

DOOR WINDOWS

S.NO	TYPE	SIZE	LOCATION	SILL	LINTEL
1.	DW1	D-800X2100 W-1500X2000	DRAWING TO BALCONY	00 / 100	2100
2.	DW2	D-800X2100 W-900X2000	DRAWING TO BALCONY	00 / 100	2100
3.	DW3	D-800X2100 W-1350X1350	M.BEDROOM TO BALCONY	00 / 750	2100
4.	DW4	D-800X2100 W-750X1350	M.BEDROOM TO BALCONY	00 / 750	2100
5.	DW5	D-800X2100 W-600X2000	BEDROOM TO BALCONY	00 / 750	2100
6.	DW6	D-750X2100 W-600X1050	KITCHEN TO BALCONY	00 / 1050	2100

DOOR SCHEDULE

S.NO.	TYPE	SIZE	LOCATION	SILL	LINTEL
1.	D1	1500X2100	ENTRANCE LOBBY	00	2100
2.	D2	1050X2100	MAIN ENTRY	00	2100
3.	D3	900X2100	BED ROOM/STUDY	00	2100
4.	D4	750X2100	TOILET	00	2100
5.	D5	1250X2100	STAIRCASE/CASE	00	2100
6.	FD6	1250X2100	FIRE ESCAPE STAIRCASE	00	2100

WINDOW & VENTILATOR SCHEDULE

S.NO.	TYPE	SIZE	LOCATION	SILL	LINTEL
1.	W1	1500X1350	BED ROOM	750	2100
2.	W2	1350X1350	CORRIDOR	750	2100
3.	W3	1250X1050	STAIRCASECASE	1050	2100
4.	W4	900X1350	CORRIDOR	750	2100
5.	W5	600X1650	TOILET	1050	2100

S.NO.	DESCRIPTION	SYMBOL
1.	100ø CI SOIL & VENT PIPE	①
2.	100ø CI WASTE PIPE	②
3.	COLD WATER PIPE	③
4.	150ø RAIN WATER PIPE	④
5.	FLOOR TRAP	FT
6.	FLOOR DRAIN	FD
7.	DRAIN POINT	DP

Job Title :

PROPOSED GROUP HOUSING AT PLOT NO.:- GH-6
ADITYA WORLD CITY, INTEGRATED TOWNSHIP,
SHAHPUR-BAMHETA,GHAZIABAD, (UP) .
ON KHASRA NO.:- 2248, 2261, 2267, 2268, 2269,
2365, 2367, 2368, 2369, 2370, 2371, 2372, 2373 & 2374.

Owner:

M/s. AGARWAL ASSOCIATES PROMOTERS LIMITED.
10 , NEW RAJDHANI ENCLAVE, VIKAS MARG,
NEW DELHI-110092.

DRAWING TITLE:

FLOOR PLANS
TOWER F,G,K,L
(TYPE -II)

For N+U Design Studio
Ketan Hingankar
Architect
CA/2008/37536
ARCHITECT:

For Agarwal Associates (Promoters) Ltd.
Authorised Signatory
OWNER:

SCALE: 1:100

DWG. NO.

PROJECT TEAM: NUPC

DATE: AR/GH/2013/02/SUB/16

NORTH:

ARCHITECTS:

N + U DESIGN STUDIO
Architecture • Project Management
Urban Planning • Product Design

A - 243 , OKHLA PHASE - I ,
NEW DELHI - 110020 , INDIA
Telephone :
+91-11-26815414 / 15
Fax :
+91-11-26815013
E.Mail :
info@nplusu.in
Website :
www.nplusu.in

© N+U Design Studio
This drawing/design is property of N+U Design Studio, No part of this may be reproduced or implemented in any form without prior permission inwriting from Architects. Any person doing so, shall be liable to criminal prosecution and civil claims for damages.

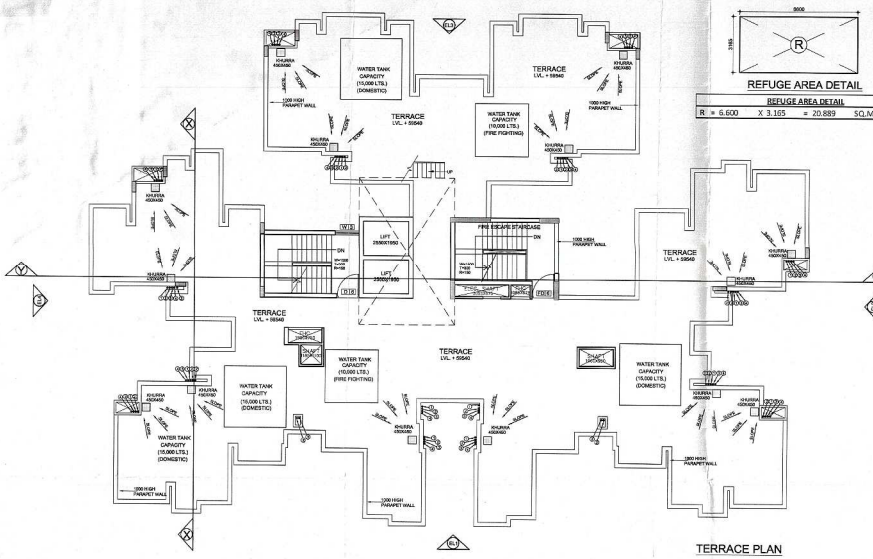

TERRACE PLAN

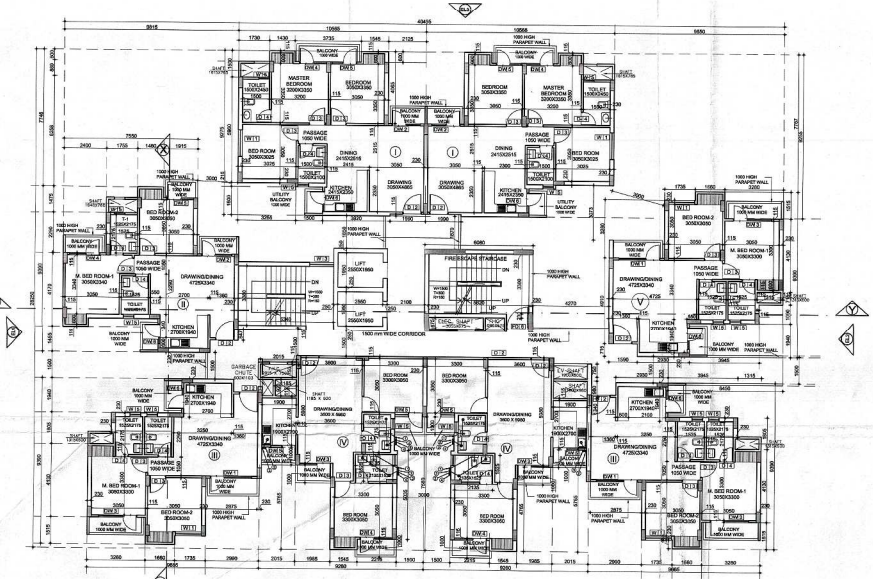

TYPICAL CONNECTING FLOOR PLAN AT 5TH FLOOR, 10TH FLOOR, 15TH FLOOR

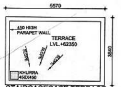

STAIRCASECASE TERRACE PLAN

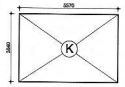

FIRE STAIRCASECASE AREA DETAIL

FIRE STAIRCASECASE TERRACE PLAN

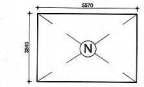

STAIRCASE AREA DETAIL

AREA DETAIL OF STAIRCASE			
N = 5.570	X 3.840	=	21.389 SQ.M

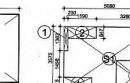

STILT AREA DETAIL

STILT AREA DETAIL			
= S1 - (TOTAL OF 1 TO 4)			
= 18.161	6.089	=	12.072 SQ.MT
S1 = 5.080 X 3.575			
= 18.161	SQ.MT		
DETAILS OF DEDUCTIONS			
1 = 0.230	X 1.362	=	0.313 SQ.M.
2 = 1.050	X 0.647	=	1.028 SQ.M.
3 = 2.130	X 1.685	=	3.610 SQ.M.
4 = 1.590	X 0.715	=	1.137 SQ.M.
TOTAL OF (1 TO 7)		=	6.088 SQ.M.



REFUGE AREA DETAIL

REFUGE AREA DETAIL			
R = 6.600	X 3.165	=	20.889 SQ.M.

MACHINE ROOM PLAN



MACHINE ROOM TERRACE

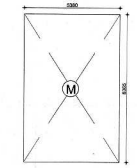

MACHINE ROOM AREA DETAIL

AREA DETAIL OF MACHINE ROOM			
M = 5.380	X 8.365	=	45.004 SQ.M

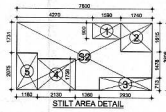

STILT AREA DETAIL

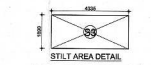

STILT AREA DETAIL

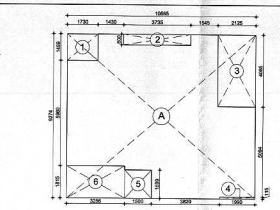

AREA DETAIL OF UNIT PLAN - I			
= A - (TOTAL OF 1 TO 8)			
= 97.985	- 22.008		
=	75.972	SQ.M.	
A = 10.583	X 9.214	=	97.980 SQ.M.
DETAILS OF DEDUCTIONS			
1 = 1.730	X 1.430	=	2.474 SQ.M.
2 = 3.735	X 0.600	=	2.241 SQ.M.
3 = 2.125	X 4.035	=	8.578 SQ.M.
4 = 1.990	X 0.115	=	0.229 SQ.M.
5 = 1.500	X 1.599	=	2.399 SQ.M.
6 = 3.230	X 1.815	=	5.862 SQ.M.
TOTAL OF (1 TO 6)		=	22.008 SQ.M.

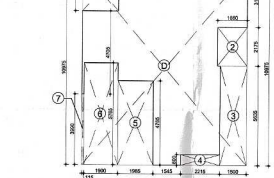

AREA DETAIL OF UNIT PLAN - II			
= B - (TOTAL OF 1 TO 8)			
= 92.726	- 22.008		
=	70.718	SQ.M.	
B = 9.905	X 9.330	=	92.726 SQ.M.
DETAILS OF DEDUCTIONS			
1 = 2.030	X 1.250	=	2.538 SQ.M.
2 = 4.155	X 1.415	=	5.878 SQ.M.
3 = 1.965	X 0.600	=	1.179 SQ.M.
4 = 2.125	X 4.035	=	8.574 SQ.M.
5 = 0.115	X 4.488	=	0.516 SQ.M.
6 = 1.590	X 0.715	=	1.137 SQ.M.
7 = 3.905	X 1.940	=	7.576 SQ.M.
8 = 1.430	X 1.415	=	2.023 SQ.M.
TOTAL OF (1 TO 8)		=	22.008 SQ.M.



AREA DETAIL OF UNIT PLAN - III			
= C - (TOTAL OF 1 TO 7)			
= 90.754	- 10.583		
=	80.171	SQ.M.	
C = 9.660	X 9.393	=	90.754 SQ.M.
DETAILS OF DEDUCTIONS			
1 = 1.475	X 0.750	=	1.106 SQ.M.
2 = 3.945	X 1.940	=	7.653 SQ.M.
3 = 1.315	X 3.535	=	4.649 SQ.M.
4 = 0.115	X 0.715	=	0.082 SQ.M.
5 = 1.590	X 0.715	=	1.137 SQ.M.
6 = 3.285	X 1.515	=	4.977 SQ.M.
7 = 1.475	X 0.485	=	0.841 SQ.M.
8 = 2.090	X 1.765	=	3.687 SQ.M.
TOTAL OF (1 TO 7)		=	10.583 SQ.M.

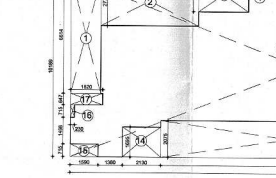

AREA DETAIL OF UNIT PLAN - IV			
= D - (TOTAL OF 1 TO 7)			
= 101.629	- 10.187		
=	91.442	SQ.M.	
D = 9.260	X 10.978	=	101.629 SQ.M.
DETAILS OF DEDUCTIONS			
1 = 2.015	X 2.780	=	5.594 SQ.M.
2 = 1.660	X 2.175	=	3.611 SQ.M.
3 = 1.500	X 1.635	=	2.453 SQ.M.
4 = 2.215	X 0.600	=	1.329 SQ.M.
5 = 1.885	X 4.765	=	8.980 SQ.M.
6 = 1.000	X 5.765	=	5.765 SQ.M.
7 = 0.115	X 3.990	=	0.459 SQ.M.
TOTAL OF (1 TO 7)		=	28.187 SQ.M.

AREA DETAIL OF UNIT PLAN - V			
= B - (TOTAL OF 1 TO 7)			
= 91.834	- 11.298		
=	80.536	SQ.M.	
B = 9.710	X 9.390	=	91.134 SQ.M.
DETAILS OF DEDUCTIONS			
1 = 3.105	X 3.785	=	11.749 SQ.M.
2 = 1.735	X 0.485	=	0.841 SQ.M.
3 = 3.285	X 1.515	=	4.977 SQ.M.
4 = 0.115	X 0.715	=	0.082 SQ.M.
5 = 1.315	X 3.785	=	4.977 SQ.M.
6 = 3.945	X 1.940	=	7.653 SQ.M.
7 = 1.590	X 0.715	=	1.137 SQ.M.
TOTAL OF (1 TO 7)		=	31.298 SQ.M.

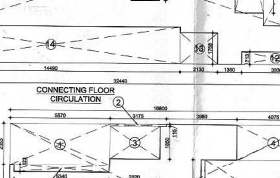

AREA DETAIL OF UNIT PLAN - VI			
= F - (TOTAL OF 1 TO 7)			
= 85.166	- 32.839		
=	52.327	SQ.M.	
F = 7.760	X 10.973	=	85.166 SQ.M.
DETAILS OF DEDUCTIONS			
1 = 2.015	X 2.780	=	5.594 SQ.M.
2 = 1.660	X 2.175	=	3.611 SQ.M.
3 = 0.182	X 5.340	=	0.954 SQ.M.
4 = 2.215	X 0.600	=	1.329 SQ.M.
5 = 1.885	X 4.765	=	8.980 SQ.M.
6 = 1.000	X 5.765	=	10.054 SQ.M.
7 = 0.115	X 3.990	=	0.459 SQ.M.
TOTAL OF (1 TO 7)		=	32.839 SQ.M.

AREA DETAIL OF CIRCULATION ON TYPICAL FLOOR.			
= F - (1 TO 19)	- LIFT WELL		
= 264.812	- 103.493	- 9.945	
=	95.434	SQ.MT	
=	20.999 X	10.139	
=	264.812	SQ.MT	
DETAILS OF DEDUCTIONS			
1 = 1.705	X 6.614	=	11.277 SQ.M
2 = 5.455	X 2.775	=	15.138 SQ.M.
3 = 2.820	X 1.965	=	5.541 SQ.M.
4 = 0.355	X 0.115	=	0.041 SQ.M.
5 = 2.005	X 3.840	=	7.698 SQ.M.
6 = 2.482	X 5.825	=	14.456 SQ.M.
7 = 1.595	X 6.625	=	10.561 SQ.M.
8 = 4.270	X 6.383	=	27.255 SQ.M.
9 = 1.590	X 7.242	=	11.519 SQ.M.
10 = 1.242	X 7.998	=	13.357 SQ.M.
11 = 2.590	X 0.715	=	1.185 SQ.M.
12 = 2.135	X 1.758	=	3.755 SQ.M.
13 = 14.490	X 2.075	=	30.067 SQ.M.
14 = 1.130	X 1.195	=	1.010 SQ.M.
15 = 1.590	X 0.715	=	1.137 SQ.M.
16 = 0.230	X 0.715	=	0.164 SQ.M.
17 = 1.820	X 0.637	=	1.159 SQ.M.
TOTAL OF (1 TO 19)		=	139.423 SQ.M

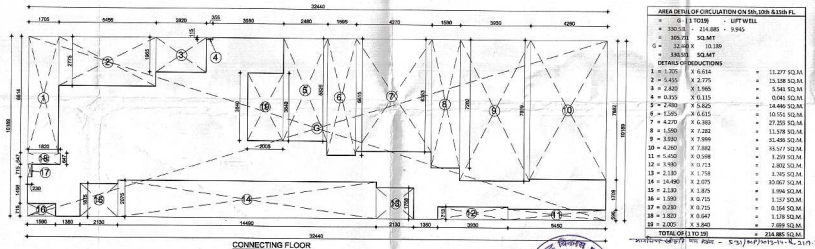

CONNECTING FLOOR CIRCULATION

AREA DETAIL OF CIRCULATION ON 5th, 10th & 15th FL			
= G - (1 TO 19)	- LIFT WELL		
= 330.56	- 214.885	- 9.945	
=	105.731	SQ.MT	
G =	32.40 X	10.139	
=	330.56	SQ.MT	
DETAILS OF DEDUCTIONS			
1 = 1.705	X 6.614	=	11.277 SQ.M
2 = 5.455	X 2.775	=	15.138 SQ.M.
3 = 2.820	X 1.965	=	5.541 SQ.M.
4 = 0.355	X 0.115	=	0.041 SQ.M.
5 = 2.005	X 3.840	=	7.698 SQ.M.
6 = 2.482	X 5.825	=	14.456 SQ.M.
7 = 1.595	X 6.625	=	10.561 SQ.M.
8 = 4.270	X 6.383	=	27.255 SQ.M.
9 = 1.590	X 7.242	=	11.519 SQ.M.
10 = 1.242	X 7.998	=	13.357 SQ.M.
11 = 2.590	X 0.715	=	1.185 SQ.M.
12 = 2.135	X 1.758	=	3.755 SQ.M.
13 = 14.490	X 2.075	=	30.067 SQ.M.
14 = 1.130	X 1.195	=	1.010 SQ.M.
15 = 1.590	X 0.715	=	1.137 SQ.M.
16 = 0.230	X 0.715	=	0.164 SQ.M.
17 = 1.820	X 0.637	=	1.159 SQ.M.
18 = 1.820	X 0.637	=	1.159 SQ.M.
19 = 2.005	X 3.840	=	7.699 SQ.M.
TOTAL OF (1 TO 19)		=	214.885 SQ.M.

GROUND FLOOR CIRCULATION AREA

AREA DETAIL OF CIRCULATION ON GROUND FLOOR			
= G1 - (TOTAL OF 1 TO 7)			
= 107.184	- 36.893	=	70.291 SQ.MT
G1 = 16.800 X	6.38		
= 107.184	SQ.MT		
DETAILS OF DEDUCTIONS			
1 = 5.570	X 0.388	=	2.161 SQ.M.
2 = 5.340	X 0.423	=	2.259 SQ.M.
3 = 0.230	X 4.630	=	1.065 SQ.M.
4 = 5.850	X 3.862	=	22.593 SQ.M.
5 = 1.595	X 0.790	=	1.260 SQ.M.
6 = 6.600	X 0.230	=	1.518 SQ.M.
7 = 3.490	X 1.730	=	6.038 SQ.M.
TOTAL OF (1 TO 7)		=	36.893 SQ.M.

NOTES:-

1. ALL DIMENSIONS ARE IN MILLIMETERS UNLESS NOTED OTHERWISE.
2. WRITTEN DIMENSIONS ARE TO BE FOLLOWED.
3. ANY DISCREPANCY IN THE DRAWINGS SHALL BE BROUGHT TO THE NOTICE OF THE ARCHITECTS.
4. THIS DRAWING SHALL BE READ IN CONJUNCTION WITH OTHER RELEVANT DRAWINGS.

LIFT WELL 1

L1 = 2.550	X 1.550	X 2	= 9.945 SQ.M

DOOR WINDOWS

S.NO.	TYPE	SIZE	LOCATION	SILL	LINTEL
1.	DW1	D-800X2100 W-1500X2000	DRAWING TO BALCONY	00 / 100	2100
3.	DW2	D-800X2100 W-900X2000	DRAWING TO BALCONY	00 / 100	2100
3.	DW3	D-800X2100 W-1350X1350	M.BEDROOM TO BALCONY	00 / 750	2100
4.	DW4	D-800X2100 W-750X1350	M.BEDROOM TO BALCONY	00 / 750	2100
5.	DW5	D-800X2100 W-600X2000	BEDROOM TO BALCONY	00 / 750	2100
6.	DW6	D-750X2100 W-500X1050	KITCHEN TO BALCONY (FOR REFUGE AREA ONLY)	00 / 1050	2100

DOOR SCHEDULE

S.NO.	TYPE	SIZE	LOCATION	SILL	LINTEL
1.	D1	1500X2100	ENTRANCE LOBBY	00	2100
2.	D2	1050X2100	MAIN ENTRY	00	2100
3.	D3	900X2100	BED ROOM/STUDY	00	2100
4.	D4	750X2100	TOILET	00	2100
5.	D5	1250X2100	STAIRCASECASE	00	2100
6.	FD6	1250X2100	FIRE EXIT STAIRCASE	00	2100

WINDOW & VENTILATOR SCHEDULE

S.NO.	TYPE	SIZE	LOCATION	SILL	LINTEL
1.	W1	1050X1350	BED ROOM	750	2100
2.	W2	1350X1350	CORRIDOR	750	2100
3.	W3	1250X1050	STAIRCASECASE	1050	2100
4.	W4	900X1350	CORRIDOR	750	2100
5.	W5	600X1050	TOILET (FOR REFUGE AREA ONLY)	1050	2100

S.NO.	DESCRIPTION	SYMBOL
1.	100ϕ CI SOIL & VENT PIPE	SV
2.	100ϕ CI WASTE PIPE	W
3.	50ϕ CI WATER PIPE	W
4.	150ϕ RAIN WATER PIPE	R
5.	FLOOR TRAP	FT
6.	FLOOR DRAIN	FD
7.	DRAIN POINT	DP

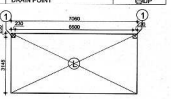

AREA DETAIL OF ENT. LOBBY ON GROUND FLOOR			
= L - (1)			
= 23.828	- 0.106		
=	23.722	SQ.M.	
L = 7.060	X 3.175	=	23.828 SQ.M.
DETAILS OF DEDUCTIONS			
1 = 0.230	X 0.230	X 2	= 0.106 SQ.M.

AREA OF CONNECTING CORRIDORS	TOWER F,G,K & L		
CIRCULATION AREA OF 5TH 10TH & 15TH FLOOR - TYPICAL FLOOR CIRCULATION AREA			
= 105.731	- 95.434		
= 10.297			

AREA SUMMARY TOWER F,G,K,L

1 COVERED AREA ON GROUND FLOOR = 547.111 SQ.M.

UNDER TOWER - F,G,K,L

(=[(F+G+H+I+J+K+L+M+N+O)-(F+G+H+I+J+K+L+M+N+O) FLOOR CIRCULATION AREA]+[TOTAL COVERED UNDER UNIT AREA + COVERED AREA OF CONNECTING CORRIDORS AT 5 TH, 10 TH & 15 TH FLOOR]

= 71.012 x 5 - 98.891 = 254.955 X 2 = 98.546 = 53.427 X 2 = 10.291 = 23.722 = 12.072 = 5.638 = 0.355 = 10.297

= 1.024.111 SQ.MT

2 COVERED AREA ON GROUND FLOOR AS/T A & B CALCULATION = 54.012 SQ.M.

UNDER TOWER - F,G,K,L

(=[(F+G+H+I+J+K+L+M+N+O)-(F+G+H+I+J+K+L+M+N+O) FLOOR CIRCULATION AREA]

GROUND FLOOR C-FOCUS FOR ARGAN LANDMARC LIGHT

= 30.291 = 23.722

= 54.012 SQ.M.

3 COVERED AREA ON FIRST FLOOR = 102.842 SQ.M.

UNDER TOWER - F,G,K,L

(=[(F+G+H+I+J+K+L+M+N+O)-(F+G+H+I+J+K+L+M+N+O) FLOOR CIRCULATION AREA]

= 35.472 x 2 - 90.891 = 181.782 X 2 - 10.291 = 23.722 = 12.072 = 5.638 = 0.355 = 10.297 = 95.434

= 102.842 SQ.M.

4 COVERED AREA ON TYPICAL 2nd TO 4th, 6th TO 9th, 11th 14th & 16th, 18 TO 19 th FLOOR - UNDER TOWER - F,G,K,L = 613.212 SQ.M.

(=[(F+G+H+I+J+K+L+M+N+O)-(F+G+H+I+J+K+L+M+N+O) FLOOR CIRCULATION AREA]

= 76.972 x 8 - 59.854 = 479.416 X 2 - 42.771 X 2 = 90.546 = 59.434

= 151.944 = 98.891 = 139.544 = 125.548 = 90.546 = 95.434

= 613.212 SQ.M.

5 COVERED AREA ON TYPICAL 5th, 10th & 15th FLOOR = 592.849 SQ.M.

UNDER TOWER - F,G,K,L

(=[(F+G+H+I+J+K+L+M+N+O)-(F+G+H+I+J+K+L+M+N+O) FLOOR CIRCULATION AREA]

= 73.973 x 8 - 59.854 = 479.416 X 2 - 42.771 X 2 = 90.546 = 95.434

= 151.944 = 98.891 = 139.544 = 125.548 = 90.546 = 95.434

= 592.849 SQ.M.

6 COVERED AREA ON TYPICAL 5th, 10th & 15th FLOOR = 125.313 SQ.M.

UNDER TOWER - F,G,K,L

(=[(F+G+H+I+J+K+L+M+N+O)-(F+G+H+I+J+K+L+M+N+O) FLOOR CIRCULATION AREA]

= 35.472 x 2 - 90.891 = 181.782 X 2 - 42.771 X 2 = 95.434 = 105.581

= 151.944 = 98.891 = 139.544 = 125.548 = 105.581

= 125.313 SQ.M.

7 TOTAL COVERED AREA ON ALL FLOORS = 3,124.242 SQ.M.

UNDER TOWER - F,G,K,L

= 1 x 3 = (547.111 + 54.012 + 102.842 + 613.212 + 592.849 + 125.313) X 3

= 547.111 = 102.842 = 613.212 = 592.849 = 125.313 X 3

= 1,237.111 = 102.842 = 1,839.636 X 3 = 3,213.113 X 3

= 1,237.111 = 308.526 = 5,518.909

= 3,124.242 SQ.M.

8 COVERED AREA ON 1/12.5 FOR PARKING = 1,312.093 SQ.M.

UNDER TOWER - F,G,K,L

= (COVERED AREA ON GROUND FLOOR - GROUND FLOOR CIRCULATION AREA) / 12.5 (FOR PARKING)

= 547.111 - 95.434 / 12.5

= 547.111 - 7.635

= 539.476 SQ.M.

9 TOTAL COVERED AREA ON ALL FLOORS AS/T A & CALCULATION = 3,111.616 SQ.M.

UNDER TOWER - F,G,K,L

= 3,124.242 - 1,312.093

= 1,812.149 SQ.M.

Job Title :

PROPOSED GROUP HOUSING AT PLOT NO.:- GH-6 ADITYA WORLD CITY, INTEGRATED TOWNSHIP, SHAHPUR-BAMHETA,GHAZIABAD, (UP) . ON KHASRA NO.:- 2248, 2261, 2267, 2268, 2269, 2365, 2367, 2368, 2369, 2370, 2371, 2372, 2373 & 2374.

Owner :

M/s. AGARWAL ASSOCIATES PROMOTERS LIMITED.
10 , NEW RAJDHANI ENCLAVE, VIKAS MARG,
NEW DELHI-110092.

DRAWING TITLE:

FLOOR PLANS AND AREA DETAIL TOWER F,G,K,L (TYPE -II)

© N+U Design Studio

For N+U Design Studio
Ketan Hinganikar
Architect
CA/2008/57538
ARCHITECT:

For Agarwal Associates (Promoters) Ltd.
Authorized Signatory
OWNER:

SCALE:	PROJECT TEAM:	NORTH:
1:100	NUPC	
DWG. NO.	DATE:	
AR/GH/2013/02/SUB/17		

ARCHITECTS:
N + U DESIGN STUDIO
Architecture • Project Management
Urban Planning • Product Design
10-243, CHOLA PHASE - I, NEW DELHI - 110009, INDIA
Telephone : +91-11-26816414 / 15
Fax : +91-11-26816013
E.Mail : info@nplusu.in
Website : www.nplusu.in

This drawing/design is property of N+U Design Studio, No part of this may be reproduced or implemented in any form without prior permission inwriting from Architects. Any person doing so, shall be liable to criminal prosecution and civil claims for damages.

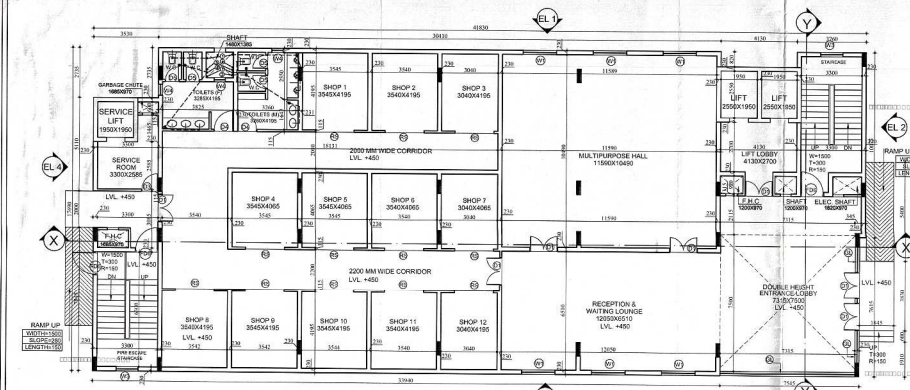

GROUND FLOOR PLAN

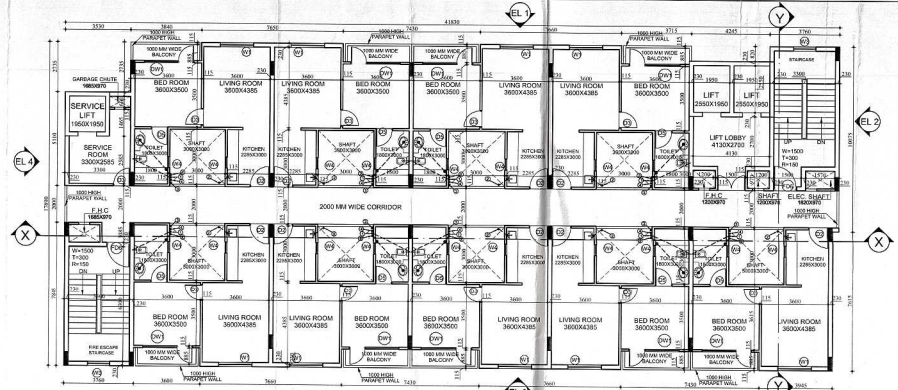

TYPICAL FLOOR PLAN (2'ND & 3'RD)

DOOR WINDOW SCHEDULE					
S.NO	TYPE	SIZE	LOCATION	SILL	LINTEL
1.	DW1	D-900X2100 W-1615X2000	LIVING TO BALCONY	00 / 100	2100

DOOR/ROLLING SHUTTER SCHEDULE					
S.NO	TYPE	SIZE	LOCATION	SILL	LINTEL
1.	D1	1800X2100	ENTRANCE LOBBY	00	2100
2.	D2	1050X2100	MAIN ENTRY	00	2100
3.	D3	900X2100	BED ROOM	00	2100
4.	D4	750X2100	TOILET	00	2100
5.	D5	750X2100	TOILET	00	2100
6.	D6	1250X2100	STAIRCASE	00	2100
7.	FD6	1250X2100	FIRE ESCAPE STAIR	00	2100
8.	RS	2100X2400	SHOP	00	2400
9.	RS1	3000X2400	SHOP	00	2400

WINDOW & VENTILATOR SCHEDULE					
S.NO	TYPE	SIZE	LOCATION	SILL	LINTEL
1.	W1	1800X1350	BED ROOM	750	2100
2.	W2	1800X1050	TOILET	1050	2100
3.	W3	1250X1050	STAIRCASE	1050	2100
4.	W4	600X1200	TOILET	1650	2100

S.NO.	DESCRIPTION	SYMBOL
1.	SOIL WATER PIPE	SP
2.	RAIN WATER PIPE	RP
3.	COLD WATER PIPE	CP
4.	SOIL	S
5.	WASTE	W
6.	FLOOR TRAP	FT
7.	FLOOR DRAIN	FD
7.	DRAIN POINT	DP

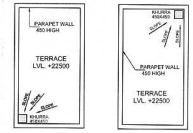

STAIRCASE TERRACE PLAN

FIRE ESCAPE STAIRCASE TERRACE PLAN

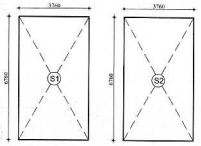

STAIRCASE AREA PLAN

FIRE ESCAPE STAIRCASE AREA PLAN

AREA DETAIL OF MUMTY STAIRCASE S1 & S2			
S1 =	25.438 SQ.M.		
= 3.760	X 6.760	= 25.438	SQ.M.
S2 =	25.438 SQ.M.		
= 3.760	X 6.760	= 25.438	SQ.M.

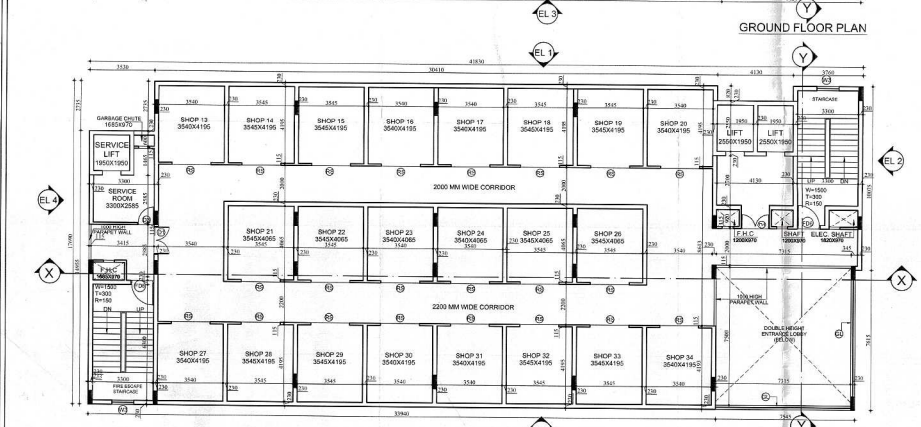

FIRST FLOOR PLAN

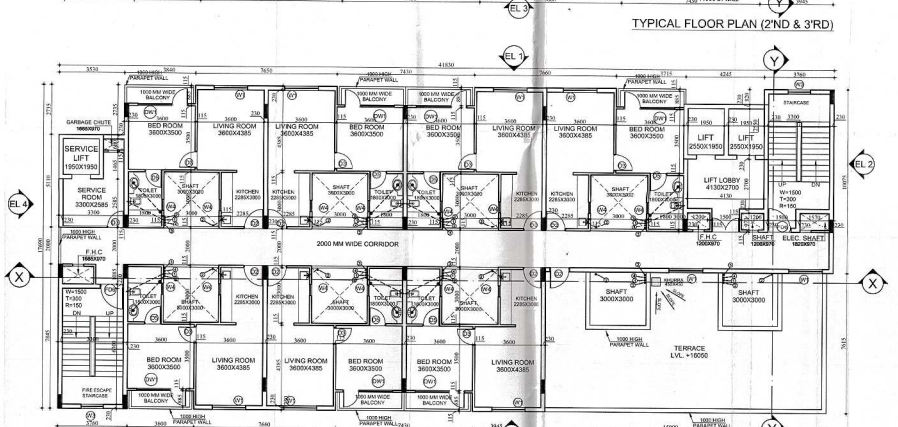

FOURTH FLOOR PLAN

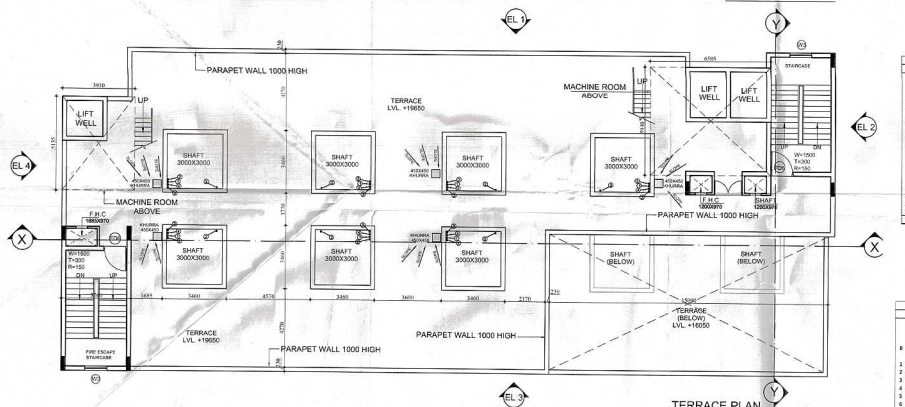

TERRACE PLAN

AREA DETAIL OF TYPICAL (2'ND & 3'RD) FLOOR					
COVERED AREA UNDER TYPICAL (2'ND & 3'RD) FLOOR					
= A - (TOTAL OF 1 TO 13)					
= 739.973	- 558.561				
= 999.893	SQ.M.				
A = 41.830	X 17.686			=	739.973 SQ.M.
DETAILS OF DEDUCTIONS					
1 = 3.000	X 3.000	X 9		=	81.000 SQ.M.
2 = 3.530	X 2.775			=	9.655 SQ.M.
3 = 1.950	X 1.950			=	3.803 SQ.M.
4 = 1.120	X 0.600			=	0.672 SQ.M.
5 = 3.830	X 1.000			=	3.830 SQ.M.
6 = 7.430	X 1.000	X 3		=	22.290 SQ.M.
7 = 3.600	X 1.000	X 2		=	7.200 SQ.M.
8 = 4.360	X 0.850			=	3.706 SQ.M.
9 = 1.950	X 2.550	X 2		=	9.945 SQ.M.
10 = 1.200	X 0.950	X 2		=	2.328 SQ.M.
11 = 3.570	X 0.850			=	3.029 SQ.M.
12 = 0.345	X 7.615			=	2.627 SQ.M.
13 = 1.685	X 0.850			=	1.434 SQ.M.
TOTAL OF (1 TO 13)				=	160.062 SQ.M.

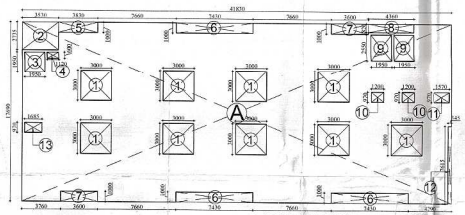

AREA PLAN OF TYPICAL FLOOR (2'ND & 3'RD)

AREA DETAIL OF GROUND FLOOR					
COVERED AREA UNDER GROUND FLOOR					
* TOTAL OF (1 TO 6) + C1 + C2					
= 724.304	SQ.M.				
DETAILS OF ADDITION					
1 = 3.530	X 14.855			=	52.391 SQ.M.
2 = 7.775	X 4.540			=	35.299 SQ.M.
3 = 11.030	X 17.080			=	188.386 SQ.M.
4 = 4.130	X 16.610			=	68.573 SQ.M.
5 = 3.415	X 7.615			=	26.000 SQ.M.
6 = 3.760	X 10.075			=	37.882 SQ.M.
C1 = 7.775	X 13.150			=	102.241 SQ.M.
C2 = 10.815	X 17.490			=	189.217 SQ.M.
TOTAL OF (1 TO 6)+C1+C2				=	724.384 SQ.M.

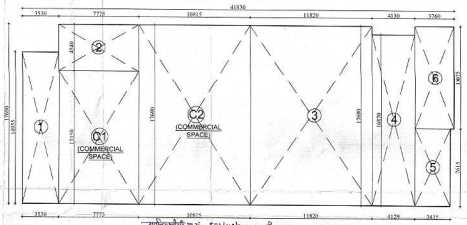

AREA PLAN OF GROUND FLOOR

AREA DETAIL OF FOURTH FLOOR					
COVERED AREA UNDER FOURTH FLOOR					
= B - (TOTAL OF 1 TO 13)					
= 739.973	- 558.561				
= 500.411	SQ.M.				
B = 41.830	X 17.686			=	739.973 SQ.M.
DETAILS OF DEDUCTIONS					
1 = 3.000	X 3.000	X 7		=	63.000 SQ.M.
2 = 3.530	X 2.775			=	9.655 SQ.M.
3 = 1.950	X 1.950			=	3.803 SQ.M.
4 = 1.120	X 0.600			=	0.672 SQ.M.
5 = 3.830	X 1.000			=	3.830 SQ.M.
6 = 7.430	X 1.000	X 2		=	14.860 SQ.M.
7 = 3.600	X 1.000	X 3		=	7.200 SQ.M.
8 = 4.360	X 0.850			=	3.706 SQ.M.
9 = 1.950	X 2.550	X 2		=	9.945 SQ.M.
10 = 1.200	X 0.950	X 2		=	2.328 SQ.M.
11 = 3.570	X 0.850			=	3.029 SQ.M.
12 = 15.435	X 7.615			=	117.538 SQ.M.
13 = 1.685	X 0.850			=	1.434 SQ.M.
TOTAL OF (1 TO 13)				=	239.561 SQ.M.

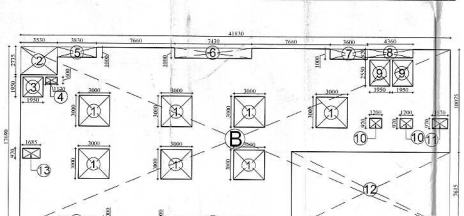

AREA PLAN FOURTH FLOOR

AREA DETAIL OF FIRST FLOOR					
COVERED AREA UNDER FIRST FLOOR					
= TOTAL OF (1 TO 18) + C3					
= 649.536	SQ.M.				
DETAILS OF ADDITION					
1 = 3.530	X 0.230			=	0.812 SQ.M.
2 = 0.230	X 1.950			=	0.449 SQ.M.
3 = 0.230	X 0.850			=	0.196 SQ.M.
4 = 1.350	X 1.350			=	1.823 SQ.M.
5 = 3.530	X 5.045			=	17.809 SQ.M.
6 = 1.615	X 0.970			=	1.567 SQ.M.
7 = 0.230	X 0.970			=	0.223 SQ.M.
8 = 3.530	X 6.760			=	23.863 SQ.M.
9 = 4.130	X 0.230			=	0.950 SQ.M.
10 = 0.230	X 2.550			=	0.587 SQ.M.
11 = 3.760	X 3.800			=	13.288 SQ.M.
12 = 7.890	X 3.185			=	24.922 SQ.M.
13 = 1.730	X 0.970			=	1.678 SQ.M.
14 = 1.980	X 0.970			=	1.921 SQ.M.
15 = 7.890	X 2.250			=	17.595 SQ.M.
16 = 0.230	X 0.970			=	0.223 SQ.M.
17 = 0.345	X 0.115			=	0.040 SQ.M.
18 = 0.230	X 7.500			=	1.725 SQ.M.
19 = 7.930	X 0.230			=	1.824 SQ.M.
C3 = 30.410	X 17.490			=	537.953 SQ.M.
TOTAL OF (1 TO 19)+ C3				=	649.536 SQ.M.



AREA PLAN OF FIRST FLOOR

AREA DETAIL OF COMMERCIAL SPACE		
COVERED AREA OF COMMERCIAL SPACE		
COMMERCIAL AREA OF GROUND FLOOR (C1+C2) =	293.559 SQ.M.	
COMMERCIAL AREA OF FIRST FLOOR (C3) =	537.953 SQ.M.	
TOTAL COVERED AREA FOR COMMERCIAL =	831.512 SQ.M.	

AREA DETAIL OF MACHINE ROOM				
* TOTAL OF M1 & M2				
= 58.620	SQ.M.			
M1 = 6.505	X 5.950		=	38.840 SQ.M.
M2 = 3.910	X 5.135		=	19.780 SQ.M.
TOTAL OF (1 & 2)			=	58.620 SQ.M.

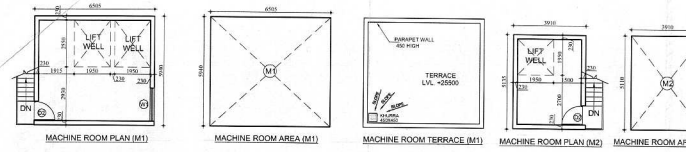

MACHINE ROOM PLAN (M1) — MACHINE ROOM AREA (M1) — MACHINE ROOM TERRACE (M1) — MACHINE ROOM PLAN (M2) — MACHINE ROOM AREA (M2) — MACHINE ROOM TERRACE (M2)

TOTAL COVD. AREA ON ALL FLOORS AS/FAR CALCULATION = 3054.033

= GR. FL + 1'ST FL + 2'ND FL. + 3'RD FL. + 4'TH FL.

= 724.304 + 649.536 + 589.891 + 589.891 + 500.411

= 3054.033

Job Title :

PROPOSED GROUP HOUSING AT PLOT NO.:- GH-6 ADITYA WORLD CITY, INTEGRATED TOWNSHIP, SHAHPUR-BAMHETA,GHAZIABAD, (UP). ON KHASRA NO.:- 2248, 2261, 2267, 2268, 2269, 2365, 2367, 2368, 2369, 2370, 2371, 2372, 2373 & 2374.

OWNER :

M/s. AGARWAL ASSOCIATES PROMOTERS LIMITED. 10 , NEW RAJDHANI ENCLAVE, VIKAS MARG, NEW DELHI-110092.

DRAWING TITLE:

FLOOR PLANS COMMERCIAL /1BR UNIT

For N+U Design Studio Kelan Hingsaikar Architect CA/2006/37536

ARCHITECT:

For Agarwal Associates (Promoters) Ltd. Authorised Signatory

OWNER:

SCALE: 1:100

PROJECT TEAM: NUPC

DWG. NO. AR/GH/2013/02/SUB/40

DATE:

NORTH:

ARCHITECTS:

N+U DESIGN STUDIO
Architecture • Project Management
Urban Planning • Product Design

A-1 243, OKHLA PHASE - I, NEW DELHI - 110020 , INDIA
Telephone : +91-11-26816414 / 15
Fax : +91-11-26818013
E.Mail : info@nplusu.in
Website : www.nplusu.in

OPTIMUM DESIGN PVT. LTD.

© N+U Design Studio

This drawing/design is property of N+U Design Studio. No part of this may be reproduced or implemented in any form without prior permission inserting from Architects. Any person doing so, shall be liable to criminal prosecution and civil claims for damages.

UNIT TYPE C-I

Carpet Area : (As per R.E.R.A)	1391.79 Sq.Ft.	129.30 Sqm.

1 Sq.M = 10.764 Sq.Ft

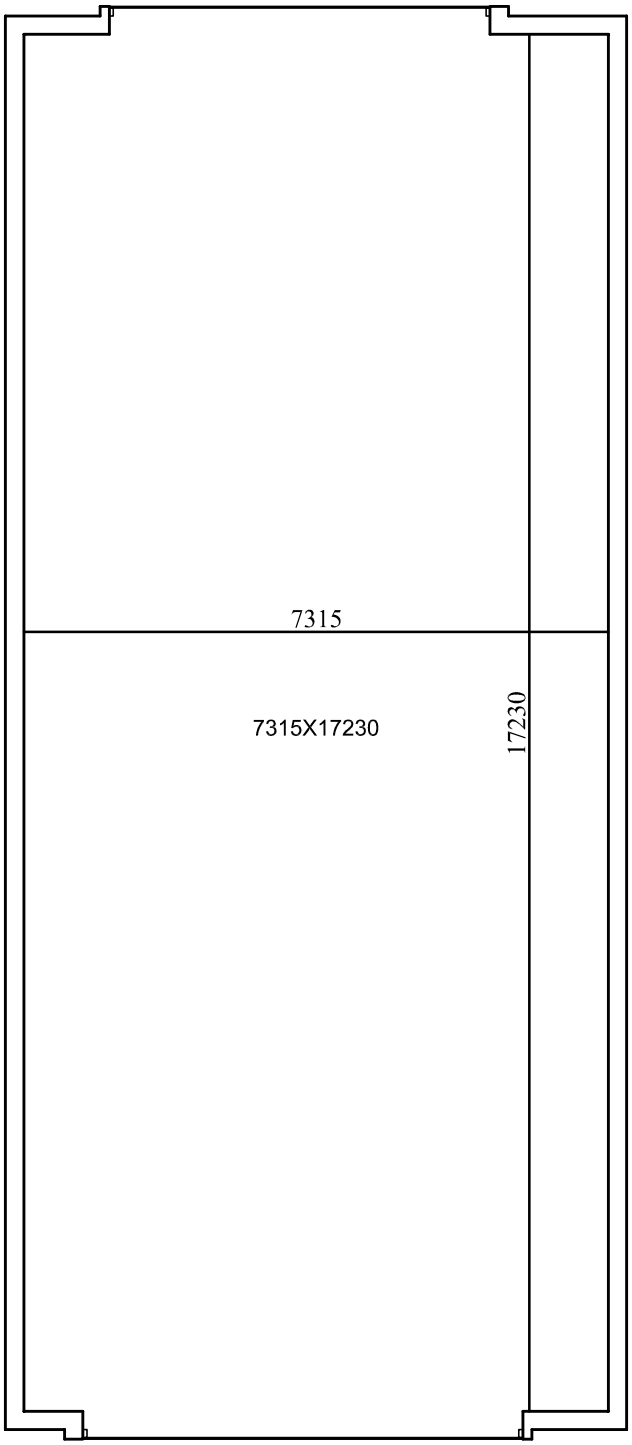

AS PER R.E.R.A, "CARPET AREA" MEANS THE NET USABLE FLOOR AREA OF AN APARTMENT, EXCLUDING THE AREA COVERED BY THE EXTERNAL WALLS, AREAS UNDER SERVICES SHAFTS, EXCLUSIVE BALCONY OR VERANDAH AREA AND EXCLUSIVE OPEN TERRACE AREA, BUT INCLUDES THE AREA COVERED BY THE INTERNAL PARTITION WALLS OF THE APARTMENT.

UNIT TYPE C-II

Carpet Area : (As per R.E.R.A)	1395.44 Sq.Ft.	129.64 Sqm.

1 Sq.M = 10.764 Sq.Ft

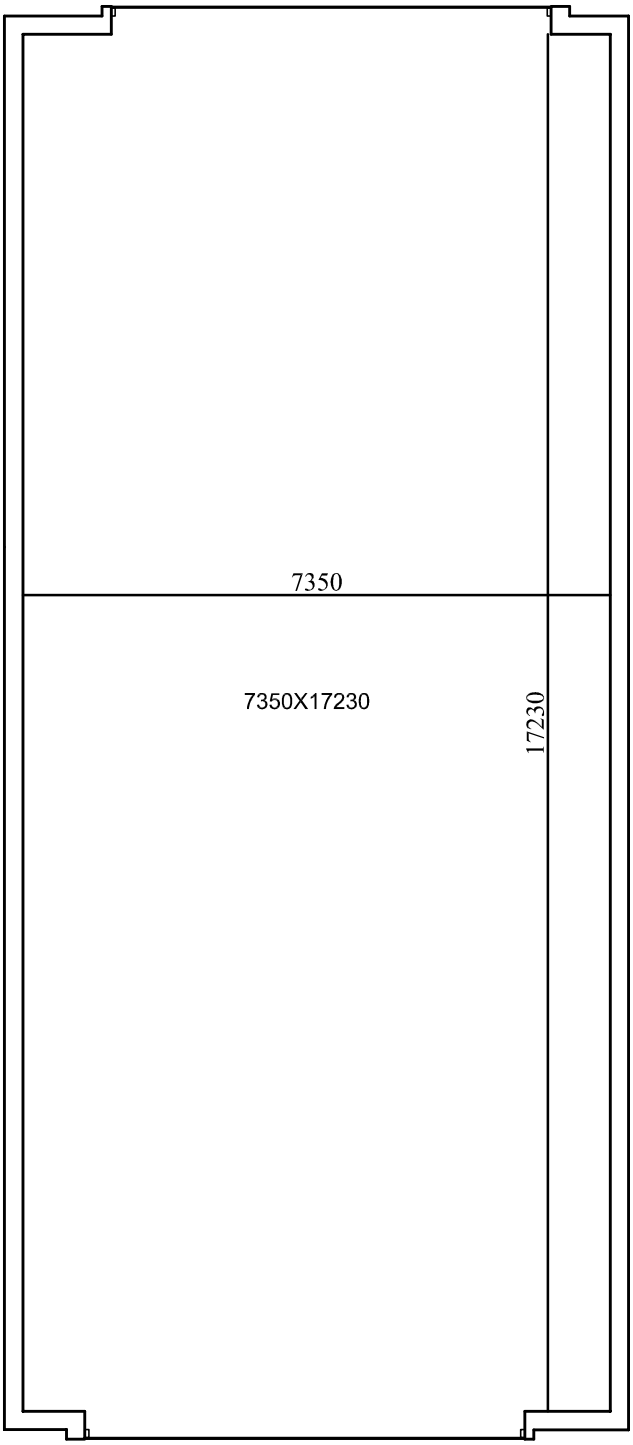

AS PER R.E.R.A, "CARPET AREA" MEANS THE NET USABLE FLOOR AREA OF AN APARTMENT, EXCLUDING THE AREA COVERED BY THE EXTERNAL WALLS, AREAS UNDER SERVICES SHAFTS, EXCLUSIVE BALCONY OR VERANDAH AREA AND EXCLUSIVE OPEN TERRACE AREA, BUT INCLUDES THE AREA COVERED BY THE INTERNAL PARTITION WALLS OF THE APARTMENT.

UNIT TYPE C-III

Carpet Area : 847.23 Sq.Ft. (As per R.E.R.A)	78.71 Sqm.

1 Sq.M = 10.764 Sq.Ft

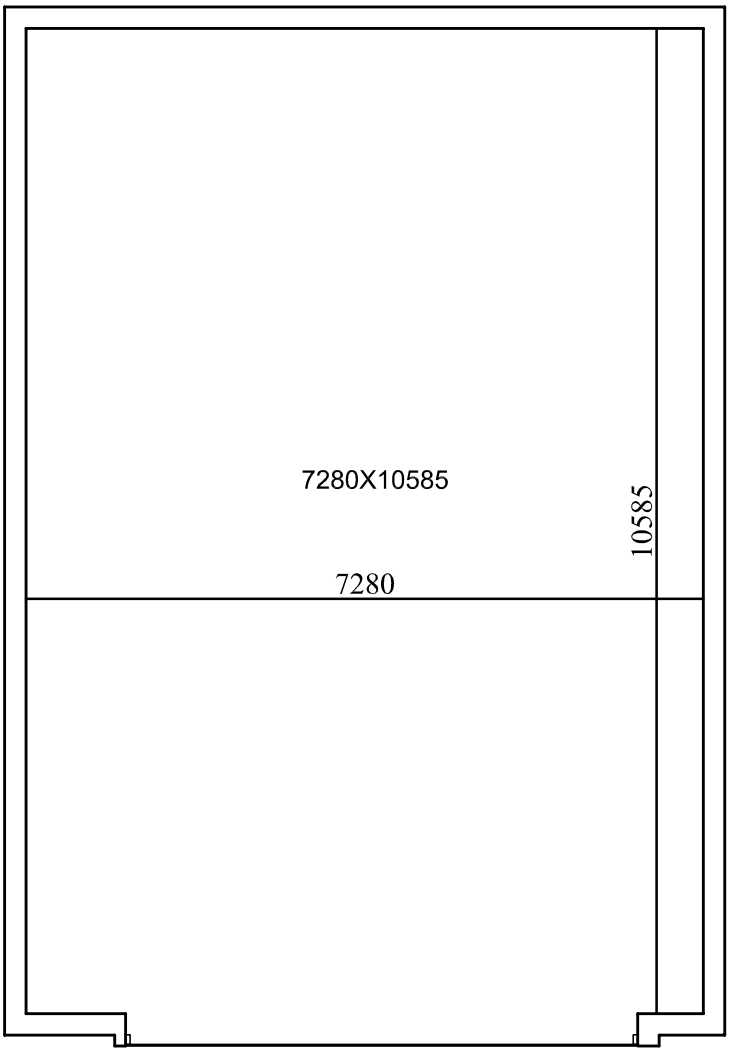

AS PER R.E.R.A, "CARPET AREA" MEANS THE NET USABLE FLOOR AREA OF AN APARTMENT, EXCLUDING THE AREA COVERED BY THE EXTERNAL WALLS, AREAS UNDER SERVICES SHAFTS, EXCLUSIVE BALCONY OR VERANDAH AREA AND EXCLUSIVE OPEN TERRACE AREA, BUT INCLUDES THE AREA COVERED BY THE INTERNAL PARTITION WALLS OF THE APARTMENT.

UNIT TYPE C-IV

Carpet Area : 292.46 Sq.Ft. (As per R.E.R.A)	27.17 Sqm.

1 Sq.M = 10.764 Sq.Ft

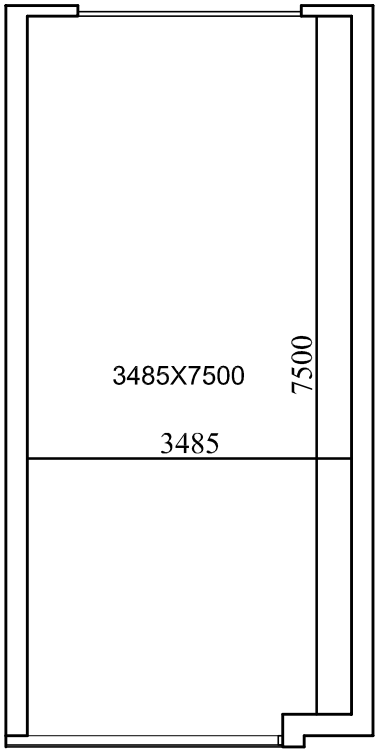

AS PER R.E.R.A, "CARPET AREA" MEANS THE NET USABLE FLOOR AREA OF AN APARTMENT, EXCLUDING THE AREA COVERED BY THE EXTERNAL WALLS, AREAS UNDER SERVICES SHAFTS, EXCLUSIVE BALCONY OR VERANDAH AREA AND EXCLUSIVE OPEN TERRACE AREA, BUT INCLUDES THE AREA COVERED BY THE INTERNAL PARTITION WALLS OF THE APARTMENT.

UNIT TYPE C-V

Carpet Area : 299.88 Sq.Ft. (As per R.E.R.A)	27.86 Sqm.

1 Sq.M = 10.764 Sq.Ft

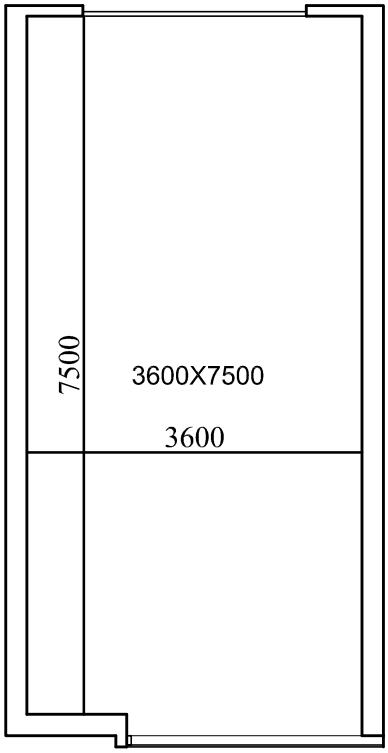

AS PER R.E.R.A, "CARPET AREA" MEANS THE NET USABLE FLOOR AREA OF AN APARTMENT, EXCLUDING THE AREA COVERED BY THE EXTERNAL WALLS, AREAS UNDER SERVICES SHAFTS, EXCLUSIVE BALCONY OR VERANDAH AREA AND EXCLUSIVE OPEN TERRACE AREA, BUT INCLUDES THE AREA COVERED BY THE INTERNAL PARTITION WALLS OF THE APARTMENT.

UNIT TYPE -IV (A)

3BHK+2T

Carpet Area : 723.761 Sq.Ft. (As per R.E.R.A)	67.239 Sqm.
BALCONY ARE : 55.126 Sq.Ft.	5.12 Sqm.

1 Sq.M = 10.764 Sq.Ft

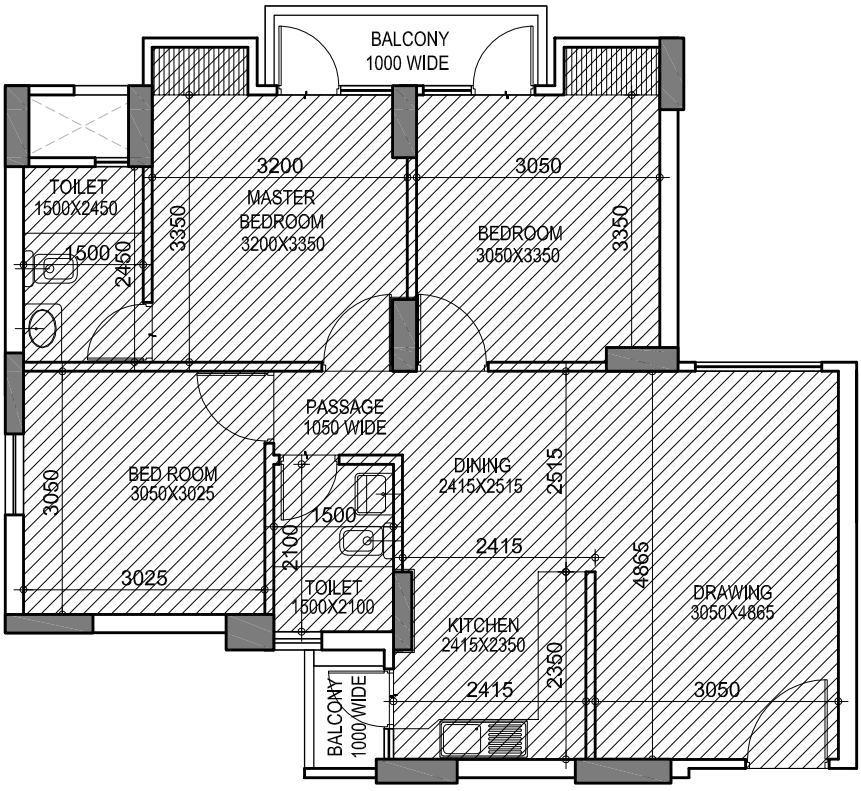

AS PER R.E.R.A, "CARPET AREA" MEANS THE NET USABLE FLOOR AREA OF AN APARTMENT, EXCLUDING THE AREA COVERED BY THE EXTERNAL WALLS, AREAS UNDER SERVICES SHAFTS, EXCLUSIVE BALCONY OR VERANDAH AREA AND EXCLUSIVE OPEN TERRACE AREA, BUT INCLUDES THE AREA COVERED BY THE INTERNAL PARTITION WALLS OF THE APARTMENT.

UNIT TYPE -IX
1BHK+1T

Carpet Area : 436.049 Sq.Ft. (As per R.E.R.A)	40.51 Sqm.
TERRACE ARE : 112.33 Sq.Ft.	10.436 Sqm.

1 Sq.M = 10.764 Sq.Ft

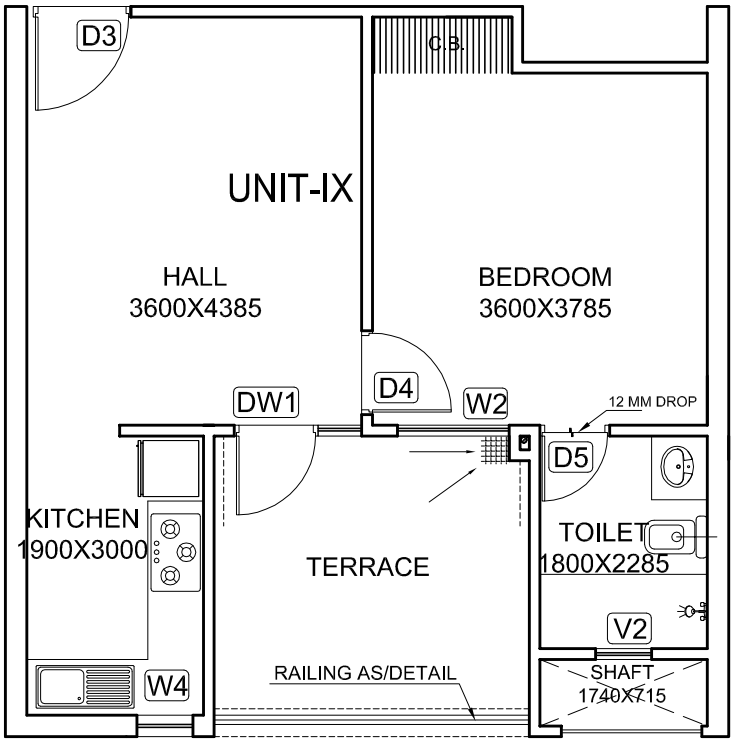

AS PER R.E.R.A, "CARPET AREA" MEANS THE NET USABLE FLOOR AREA OF AN APARTMENT, EXCLUDING THE AREA COVERED BY THE EXTERNAL WALLS, AREAS UNDER SERVICES SHAFTS, EXCLUSIVE BALCONY OR VERANDAH AREA AND EXCLUSIVE OPEN TERRACE AREA, BUT INCLUDES THE AREA COVERED BY THE INTERNAL PARTITION WALLS OF THE APARTMENT.

UNIT TYPE -V (A)

2BHK+2T

Carpet Area : 588.156 Sq.Ft. (As per R.E.R.A)	54.64 Sqm.
BALCONY ARE : 40.849 Sq.Ft.	3.79 Sqm.

1 Sq.M = 10.764 Sq.Ft

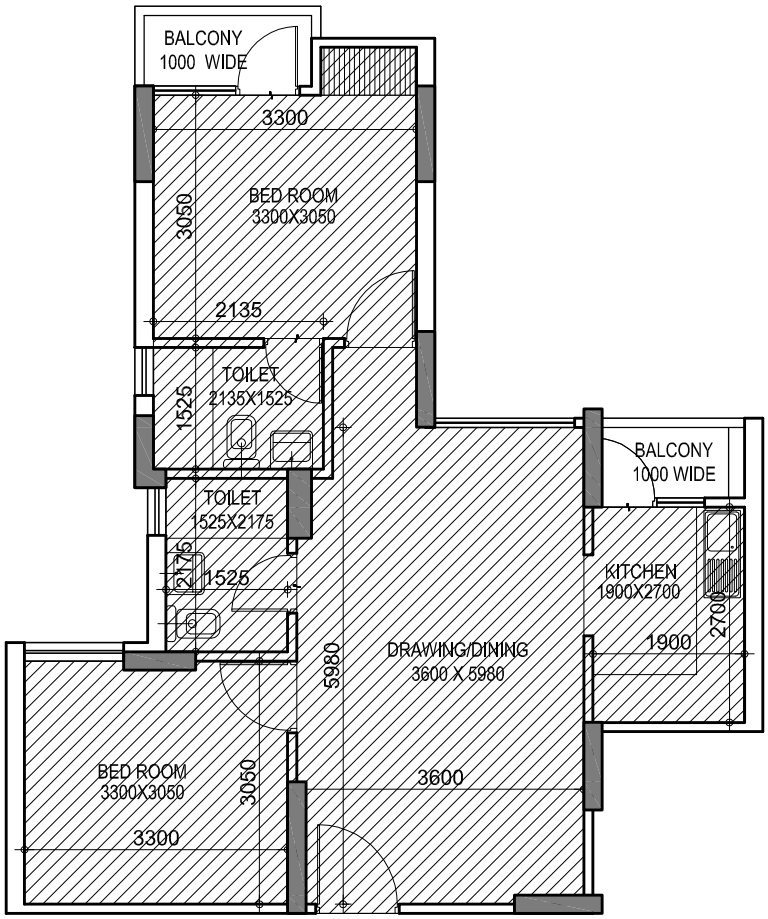

AS PER R.E.R.A, "CARPET AREA" MEANS THE NET USABLE FLOOR AREA OF AN APARTMENT, EXCLUDING THE AREA COVERED BY THE EXTERNAL WALLS, AREAS UNDER SERVICES SHAFTS, EXCLUSIVE BALCONY OR VERANDAH AREA AND EXCLUSIVE OPEN TERRACE AREA, BUT INCLUDES THE AREA COVERED BY THE INTERNAL PARTITION WALLS OF THE APARTMENT.

UNIT TYPE -VI (A)

2BHK+2T

Carpet Area : 563.366 Sq.Ft. (As per R.E.R.A)	52.338 Sqm.
BALCONY ARE : 40.354 Sq.Ft.	3.748 Sqm.

1 Sq.M = 10.764 Sq.Ft

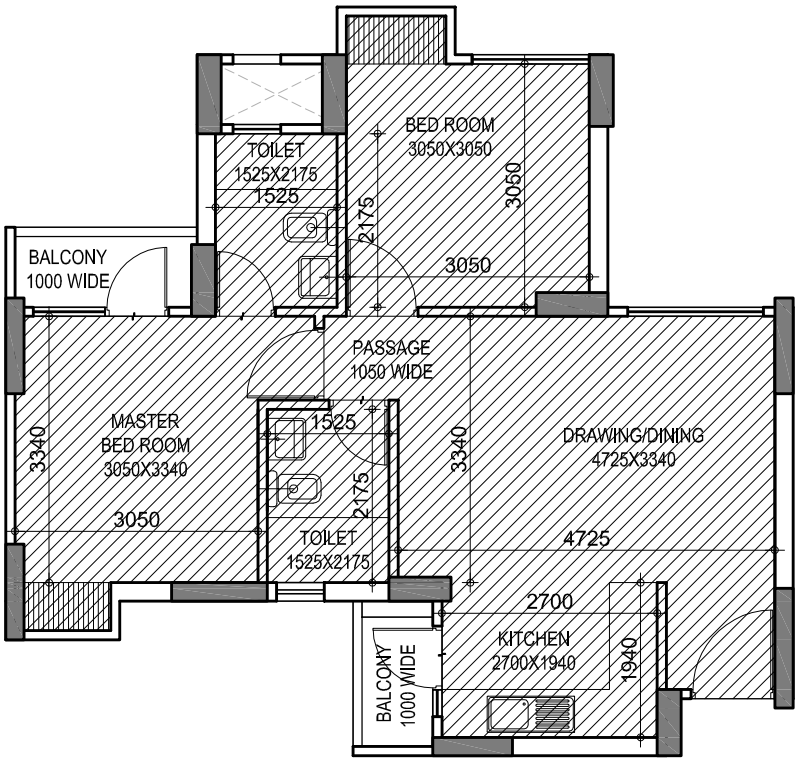

AS PER R.E.R.A, "CARPET AREA" MEANS THE NET USABLE FLOOR AREA OF AN APARTMENT, EXCLUDING THE AREA COVERED BY THE EXTERNAL WALLS, AREAS UNDER SERVICES SHAFTS, EXCLUSIVE BALCONY OR VERANDAH AREA AND EXCLUSIVE OPEN TERRACE AREA, BUT INCLUDES THE AREA COVERED BY THE INTERNAL PARTITION WALLS OF THE APARTMENT.

UNIT TYPE -VII (A)

2BHK+2T

Carpet Area : 558.652 Sq.Ft. (As per R.E.R.A)	51.900 Sqm.
BALCONY ARE : 52.689 Sq.Ft.	4.894 Sqm.

1 Sq.M = 10.764 Sq.Ft

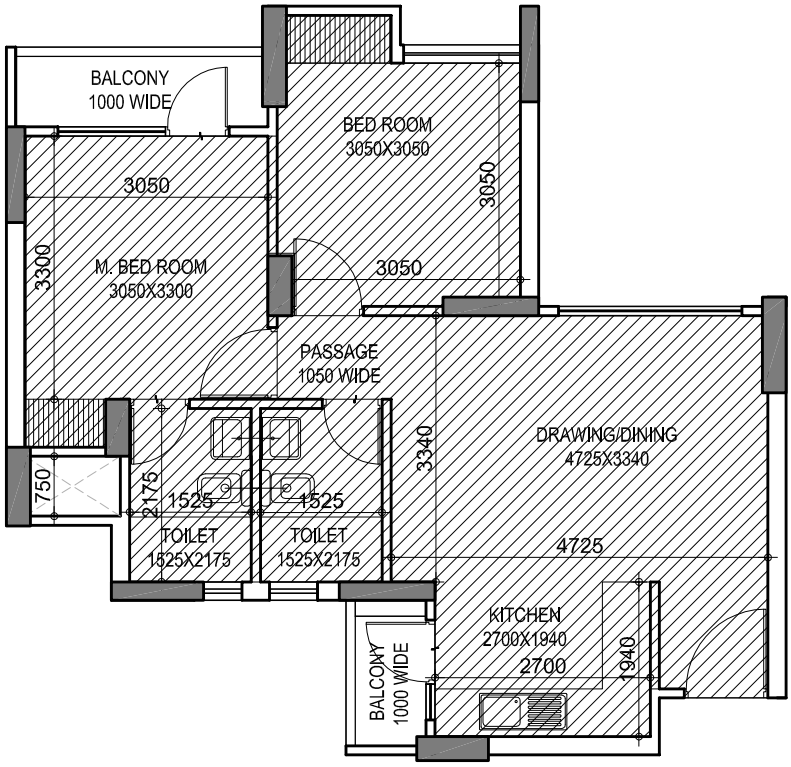

AS PER R.E.R.A, "CARPET AREA" MEANS THE NET USABLE FLOOR AREA OF AN APARTMENT, EXCLUDING THE AREA COVERED BY THE EXTERNAL WALLS, AREAS UNDER SERVICES SHAFTS, EXCLUSIVE BALCONY OR VERANDAH AREA AND EXCLUSIVE OPEN TERRACE AREA, BUT INCLUDES THE AREA COVERED BY THE INTERNAL PARTITION WALLS OF THE APARTMENT.

UNIT TYPE -VIII (A)

1BHK+2T

Carpet Area : 479.289 Sq.Ft. (As per R.E.R.A)	44.527 Sqm.
BALCONY ARE : 40.849 Sq.Ft.	3.794 Sqm.

1 Sq.M = 10.764 Sq.Ft

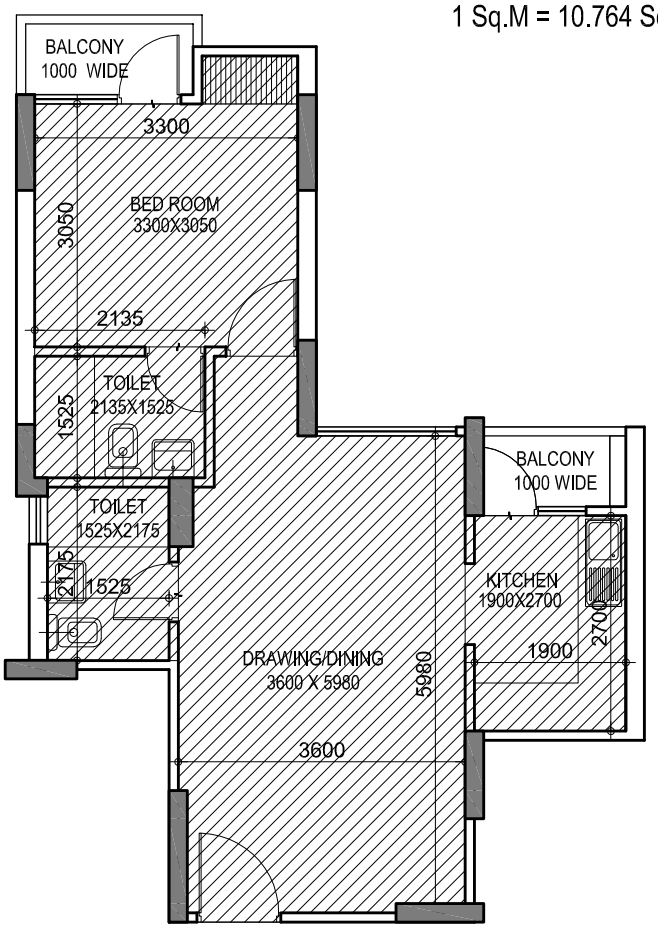

AS PER R.E.R.A, "CARPET AREA" MEANS THE NET USABLE FLOOR AREA OF AN APARTMENT, EXCLUDING THE AREA COVERED BY THE EXTERNAL WALLS, AREAS UNDER SERVICES SHAFTS, EXCLUSIVE BALCONY OR VERANDAH AREA AND EXCLUSIVE OPEN TERRACE AREA, BUT INCLUDES THE AREA COVERED BY THE INTERNAL PARTITION WALLS OF THE APARTMENT.

UNIT TYPE -X
1BHK+1T

Carpet Area : (As per R.E.R.A)	436.049 Sq.Ft.	40.51 Sqm.
Balcony Area :	31.75 Sq.Ft.	2.95 Sqm.

1 Sq.M = 10.764 Sq.Ft

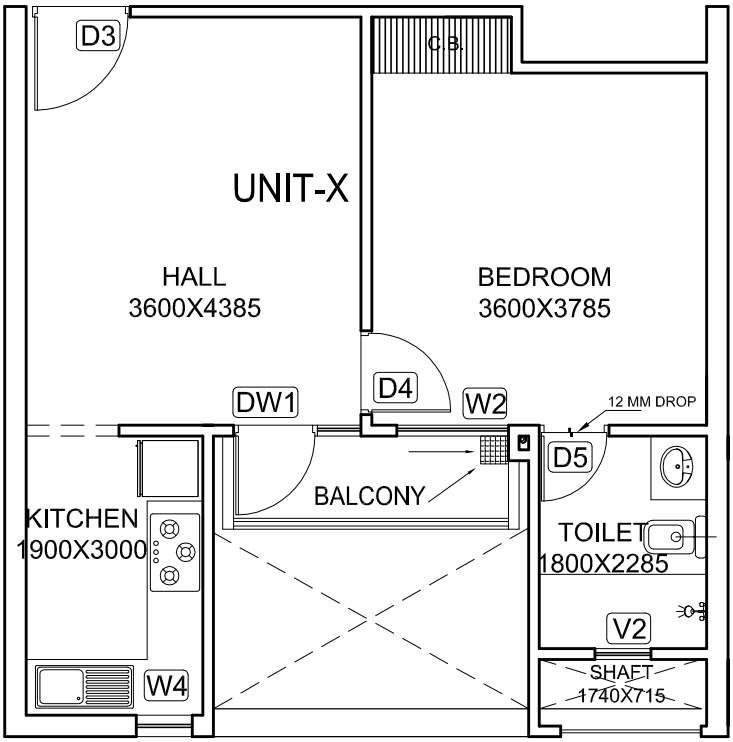

AS PER R.E.R.A, "CARPET AREA" MEANS THE NET USABLE FLOOR AREA OF AN APARTMENT, EXCLUDING THE AREA COVERED BY THE EXTERNAL WALLS, AREAS UNDER SERVICES SHAFTS, EXCLUSIVE BALCONY OR VERANDAH AREA AND EXCLUSIVE OPEN TERRACE AREA, BUT INCLUDES THE AREA COVERED BY THE INTERNAL PARTITION WALLS OF THE APARTMENT.

UNIT TYPE -X
1BHK+1T

Carpet Area : (As per R.E.R.A)	436.049 Sq.Ft.	40.51 Sqm.
Balcony Area :	31.75 Sq.Ft.	2.95 Sqm.

1 Sq.M = 10.764 Sq.Ft

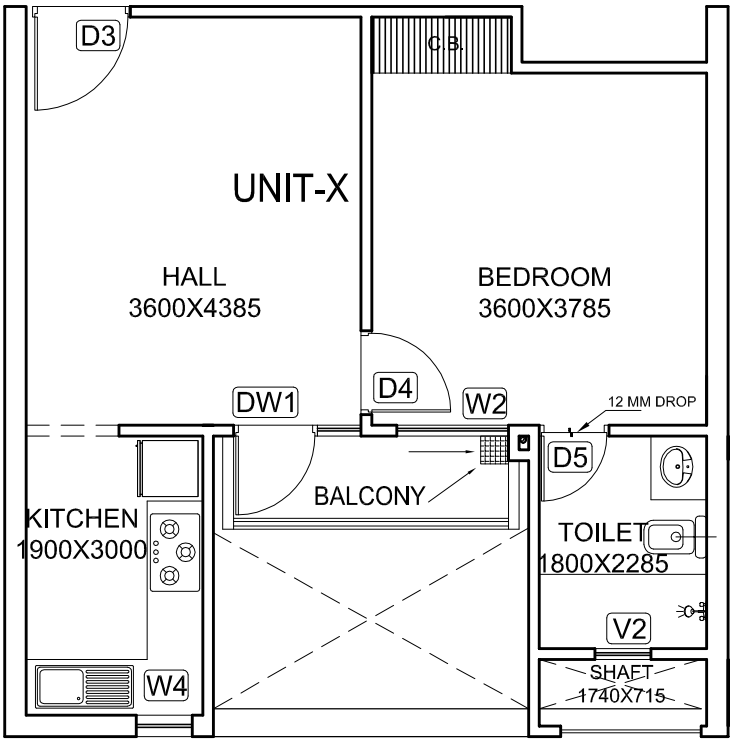

AS PER R.E.R.A, "CARPET AREA" MEANS THE NET USABLE FLOOR AREA OF AN APARTMENT, EXCLUDING THE AREA COVERED BY THE EXTERNAL WALLS, AREAS UNDER SERVICES SHAFTS, EXCLUSIVE BALCONY OR VERANDAH AREA AND EXCLUSIVE OPEN TERRACE AREA, BUT INCLUDES THE AREA COVERED BY THE INTERNAL PARTITION WALLS OF THE APARTMENT.