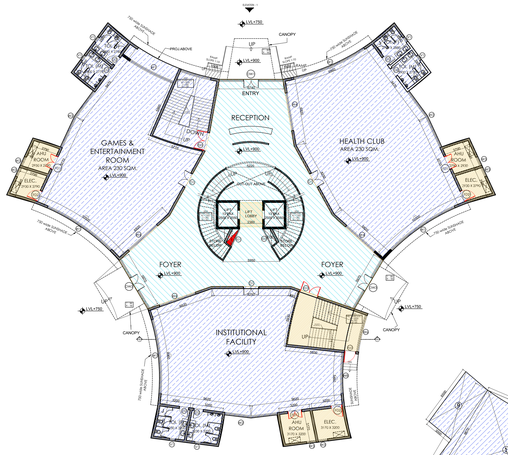

GROUND FLOOR PLAN

FLOORS	IT OFFICE		CLUB HOUSE		
			INST. FACILITY AREAS (5%)		TOTAL BUILTUP AREA
	FAR AREA	15% SERVICE AREA	FAR AREA	15% SERVICE AREA	
BASEMENT I 3 FLOOR					
GROUND(SITE),FIRE STAIRCASE/ GUARD ROOM/WATER ROOM	940.181	5.980	772.510	107.100	1225.960
1st FLOOR	1057.850	148.390	0.000	0.000	1206.240
2nd FLOOR					
3rd FLOOR					
4th FLOOR					
5th FLOOR					
6th FLOOR					
7th FLOOR					
8th FLOOR					
9th FLOOR					
10th FLOOR					
11th FLOOR					
12th FLOOR					
13th FLOOR					
14th FLOOR					
15th FLOOR					
16th FLOOR					
17th FLOOR					
18th FLOOR					
19th FLOOR					
20th FLOOR					
21st FLOOR					
22nd FLOOR					
23rd FLOOR					
24th FLOOR					
MUMTY+MACHINE+OHT					40.400
TOTAL	1997.98	154.38	772.510	107.100	2472.600
GROUND COVERAGE			1228.40		

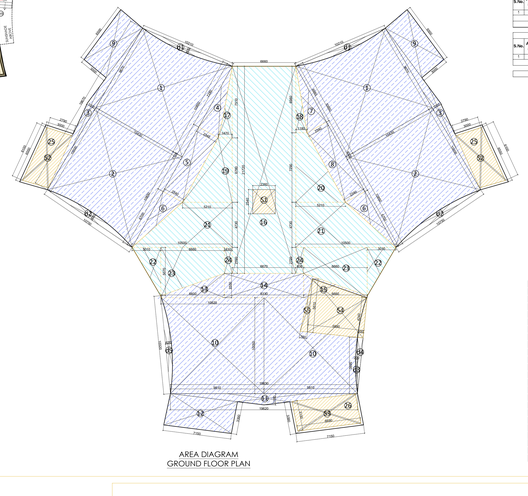

AREA DIAGRAM
GROUND FLOOR PLAN

INSTITUTIONAL FAR AREA - GROUND FLOOR FOR CLUB

AREA CALCULATION

S.No.	AREA NO.	LENGTH (MM)		BREATH (MM)		HEIGHT	FORMULA	AREA (SQ.M)	QTY.	TOTAL AREA (SQ.M)
1	1	10850	+	8570	X	15400	(1)+(a+b)*h	107.01	2	214.02
2	2	10850	+	10000	X	15400	(1)+(a+b)*h	108.73	2	217.47
3	3	13670	+	1000	(n)	-	1/2*b*h	9.84	2	19.67
4	4	9960	+	27960	X	19000	(1)+(a+b)*h	326.04	1	326.04
5	5	27880	(n)	+	21880	(n)	(1)+(a+b)*h	124.83	1	124.83
6	6	10840	(a)	+	9810	(n)	1/2(a+b)*h	105.93	2	211.87
7	7	19620	(base)	X	1100	(n)	1/2*b*h	11.58	1	11.58
8	8	7150	X	3360	X	-	L/B	24.024	2	48.05
9	9	6000	X	3000	X	-	L/B	18.00	2	36.00
10	10	7150	X	3360	X	-	L/B	24.024	2	48.05
							TOTAL - A			1252.25

DEDUCTIONS

AREA CALCULATION

S.No.	AREA NO.	LENGTH (MM)		BREATH (MM)		HEIGHT	FORMULA	AREA (SQ.M)	QTY.	TOTAL AREA (SQ.M)
1	d1	3940 (n) - a	X	10500 (base) - b	X		(2/3)*a*b	27.71	1	27.71
2	d2	1240 (base)	X	1400 (h)			1/2*b*h	0.87	2	1.74
3	d3	580 (h) - a	X	10750 (base) - b	X		(2/3)*a*b	4.83	2	9.75
4	d4	820 (h) - a	X	10320 (base) - b	X		(2/3)*a*b	4.27	1	4.27
5	d5	5860 (base)	X	600 (h)			1/2*b*h	1.77	1	1.77
6	d6	250 (h) - a	X	5860 (base) - b	X		(2/3)*a*b	0.79	1	0.79
							TOTAL- D			46.01
							TOTAL AREA = A0 +T1		T1	1206.24

IT OFFICE SERVICE AREAS - FIRST FLOOR AREA FOR CLUB BLOCK

AREA CALCULATION

S.No.	AREA NO.	LENGTH (MM)		BREATH (MM)		HEIGHT	FORMULA	AREA (SQ.M)	QTY.	TOTAL AREA (SQ.M)
1	A	2360	X	2540	X	-	L/B	5.99	1	5.99
2	B	6100	X	2790	X	-	L/B	17.02	2	34.04
3	F	5830 (a)	+	4450 (b)	X	5850 (h)	1/2(a+b)*h	30.22	2	30.22
4	G	760 (base)	X	5830 (h)			1/2*b*h	2.22	1	2.22
5	H	5000	X	3150	X	-	L/B	21.07	1	21.07
6	K	5000	X	3150	X	-	L/B	21.07	1	21.07
7	L	1970 (a)	+	1990 (b)	X	800 (h)	1/2(a+b)*h	3.17	2	6.34
8	M	1570	X	10218	X	-	L/B	16.03	1	16.03
9	N	540 (h) - a	X	10210 (base) - b	X		(2/3)*a*b	3.68	1	3.68
10	P	5660 (a)	+	7180 (b)	X	1480 (h)	1/2(a+b)*h	10.24	1	10.24
11	R	520 (base)	X	1500 (h)			1/2*b*h	0.39	2	0.78
12	V	Area of Polyline							1	0.38
13	W	Area of Polyline							1	2.24
		TOTAL - S1							S1	148.39
		TOTALIT OFFICE FAR 1ST FLOOR = T1 - S1 = T2							T2	1057.85

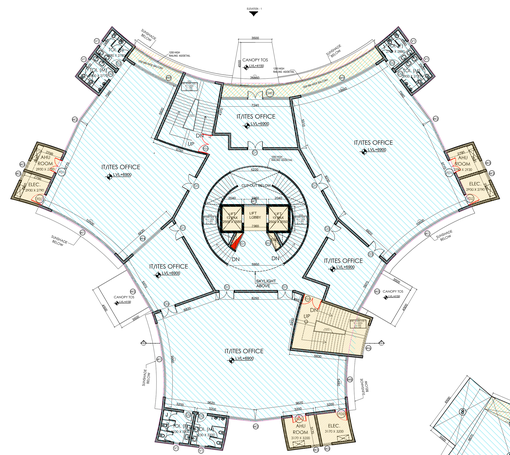

FIRST FLOOR PLAN

ITITES OFFICE FAR AREA - GROUND FLOOR FOR CLUB

AREA CALCULATION

S.No.	AREA NO.	LENGTH (MM)		BREATH (MM)		HEIGHT	FORMULA	AREA (SQ.M)	QTY.	TOTAL AREA (SQ.M)
1	16	2360	X	2540	X	-	L/B	5.99	1	5.99
2	17	6.5	X	670	X	7810	1/2*b*h	3.53	1	3.53
3	18	6.5	X	1180	X	6980	1/2*b*h	4.12	1	4.12
4	19	1180	X	2540	X	1200	(1)+(a+b)*h	22.35	2	44.70
5	20	1180	X	5210	X	1200	(1)+(a+b)*h	37.13	2	74.27
6	21	5210	+	12500	X	4750	(1)+(a+b)*h	37.13	2	74.27
7	22	6.5	X	4710	X	5610	1/2*b*h	9.52	2	19.04
8	23	6.5	X	2010	X	6980	1/2*b*h	6.78	2	13.56
9	24	600	X	2540	X	-	L/B	1.524	3	4.57
							TOTAL- F1			346.13

DEDUCTIONS

AREA CALCULATION

S.No.	AREA NO.	LENGTH (MM)		BREATH (MM)		HEIGHT	FORMULA	AREA (SQ.M)	QTY.	TOTAL AREA (SQ.M)
1	S1	2360	X	2540	X	-	L/B	5.99	1	5.99
							TOTAL - D2			5.99
							TOTAL IT FAR GROUND FLOOR = F1-D2 = B2		B2	346.13

ITITES OFFICE SERVICE AREA - GROUND FLOOR

AREA CALCULATION

S.No.	AREA NO.	LENGTH (MM)		BREATH (MM)		HEIGHT	FORMULA	AREA (SQ.M)	QTY.	TOTAL AREA (SQ.M)
1	S1	2360	X	2540	X	-	L/B	5.99	1	5.99
							TOTAL S2			5.99
							TOTAL GROUND COVERAGE = B1+B2 = GC1		GC1	1225.96

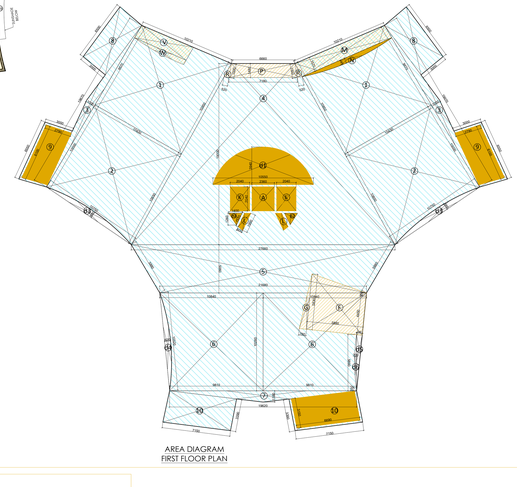

AREA DIAGRAM
FIRST FLOOR PLAN

SCHEDULE OF DOOR & WINDOW

S.NO	TYPE	SIZE	CILL LVL	LTL LVL
1	D1	1500 X 2400	-	2400
2	D2	1050 X 2400	-	2400
3	D3 (WITH VISION PANEL)	1500 X 2400	-	2400
4	DW1	6740 X 2400	0	3000
5	DW2	7240 X 2400	0	3000
6	DW3	5970 X 2400	0	3000
7	W1	8120 X 2100	900	3000
8	W2	6760 X 2100	900	3000
9	W3	1000 X 1500	900	2400
10	W4	4000 X 1650	750	2400
11	W5	5970 X 2100	900	3000
12	W6	3930 X 2100	900	3000
13	W7	2960 X 1650	750	2400
14	W8	4490 X 2100	900	3000
15	W9	8550 X 2100	900	3000
16	V1	600 X 1200	1200	2400
17	FD1	1500 X 2400	0	2400
18	FD2	1200 X 2400	0	2400
19	FD3	3000 X 2400	0	2400
20	SD1	1200 X 2000	100	2100
21	SD2	1200 X 2000	100	2100

SCHEDULE OF DOOR & WINDOW

S.NO	TYPE	SIZE	CILL LVL	LTL LVL
1	D1	1500 X 2400	-	2400
2	D2	1050 X 2400	-	2400
3	D3 (WITH VISION PANEL)	1500 X 2400	-	2400
4	DW1	6740 X 2400	0	3000
5	DW2	7240 X 2400	0	3000
6	DW3	5970 X 2400	0	3000
7	W1	8120 X 2100	900	3000
8	W2	6760 X 2100	900	3000
9	W3	1000 X 1500	900	2400
10	W4	4000 X 1650	750	2400
11	W5	5970 X 2100	900	3000
12	W6	3930 X 2100	900	3000
13	W7	2960 X 1650	750	2400
14	W8	4490 X 2100	900	3000
15	W9	8550 X 2100	900	3000
16	V1	600 X 1200	1200	2400
17	FD1	1500 X 2400	0	2400
18	FD2	1200 X 2400	0	2400
19	FD3	3000 X 2400	0	2400
20	SD1	1200 X 2000	100	2100
21	SD2	1200 X 2000	100	2100

MUMTY - SERVICE FAR TERRACE FLOOR

AREA CALCULATION

S.No.	AREA NO.	LENGTH (MM)		BREATH (MM)		FORMULA	AREA (SQ.M)	QTY.	TOTAL AREA (SQ.M)
1	S	8140 (a)	+	4360 (b)	X	7650 (h) 1/2(a+b)*h	40.16	1	40.16
2	T	150 (h) - a	X	6140 (base) - b	X	(2/3)*a*b	0.61	1	0.61
TOTAL A									40.78

DEDUCTION - TERRACE FLOOR OF CLUB BLOCK

1	U	130 (h) - a	X	4300 (base) - b	X	(2/3)*a*b	0.38	1	0.38
TOTAL S									0.38
TOTAL MUMTY SERVICE FAR ON TERRACE FOR CLUB BLOCK (TOTAL A-TOTAL S)									40.40

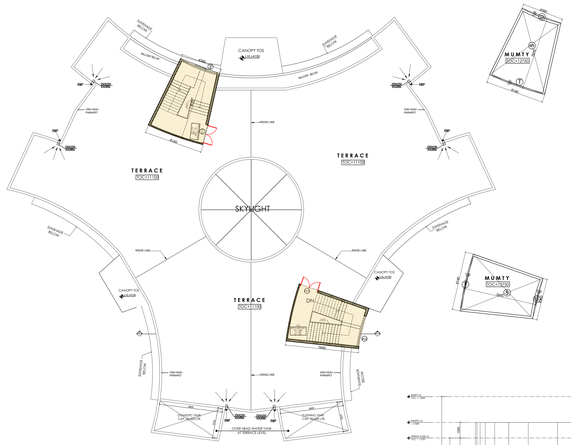

TERRACE LEVEL PLAN
(SCALE 1:150)

SCHEDULE OF DOOR & WINDOW

S.NO	TYPE	SIZE	CILL LVL	LTL LVL
1	D1	1500 X 2400	-	2400
2	D2	1050 X 2400	-	2400
3	D3 (WITH VISION PANEL)	1500 X 2400	-	2400
4	DW1	6740 X 2400	0	3000
5	DW2	7240 X 2400	0	3000
6	DW3	5970 X 2400	0	3000
7	W1	8120 X 2100	900	3000
8	W2	6760 X 2100	900	3000
9	W3	1000 X 1500	900	2400
10	W4	4000 X 1650	750	2400
11	W5	5970 X 2100	900	3000
12	W6	3930 X 2100	900	3000
13	W7	2960 X 1650	750	2400
14	W8	4490 X 2100	900	3000
15	W9	8550 X 2100	900	3000
16	V1	600 X 1200	1200	2400
17	FD1	1500 X 2400	0	2400
18	FD2	1200 X 2400	0	2400
19	FD3	3000 X 2400	0	2400
20	SD1	1200 X 2000	100	2100
21	SD2	1200 X 2000	100	2100

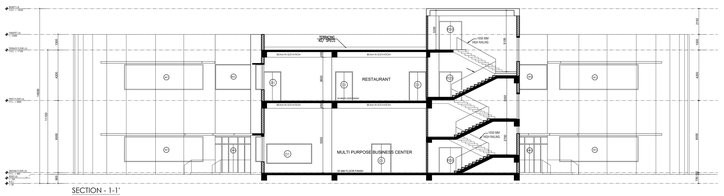

SECTION - 1-1'

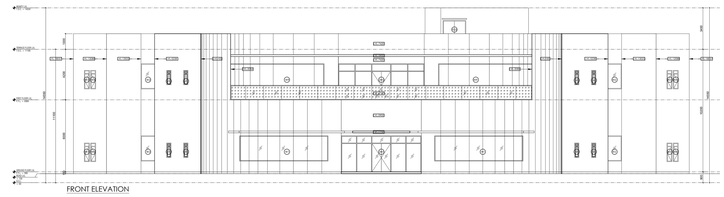

FRONT ELEVATION

NOTES:-

1. ALL BUILDING EXCLUDING BASEMENTS FULLY AIR CONDITIONED AS PER N.B.C. NORMS.
2. ALL BUILDING FULLY SPRINLERED AS PER N.B.C. NORMS.
3. ALL BASEMENTS ARE MECHANICALLY LIGHTED AND VENTILATED AS PER N.B.C. NORMS.
4. ALL TOILETS & CORRIDORS MECHANICALL LIGHTED & VENTILATED AS PER N.B.C. NORMS.
5. 100 % POWER BACKUP PROVIDED

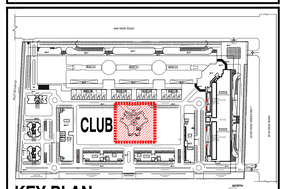

KEY PLAN

Sudheer Kumar

Digitally signed by Sudheer Kumar
DN: c=IN, st=Uttar Pradesh, 2.5.4.20=24da5a80d7858ad6ce4228c422005e78aa2fdb7cd0c180 0599aebd73eb29e444, postalCode=201301, street=C59,,sector 26,Noida,Noida,Gautam Buddha Nagar,Gautam Buddha Nagar, pseudonym=db5f098b47fde533f6e1114603d22777, serialNumber=dee4d570101ea485eacf4cbfc4a2d4e078c9214cf1bab4eec2081188a201a910, o=Personal, cn=Sudheer Kumar, title=2152
Date: 2021.07.28 16:55:33 +05'30'

MEENA BHARGAVA

Digitally signed by MEENA BHARGAVA
Date: 2021.08.06 13:29:05 +05'30'

RAJESH SHARMA

Digitally signed by RAJESH SHARMA
DN: c=IN, o=Personal, postalCode=110092, st=DELHI, serialNumber=b50fd4ebae5916ccf5397d4ed98d8f825591655f5478ea41ef5b7e1659a499ae, cn=RAJESH SHARMA
Date: 2021.07.20 16:59:25 +05'30'

MANOJ KUMAR SONAKAR

Digitally signed by MANOJ KUMAR SONAKAR
DN: c=IN, o=Personal, 2.5.4.20=6aae96e0c64d7592d8c0a94d22c45a53487266f9864243bae270ae9 3cbdbe1e, postalCode=221002, st=UTTAR PRADESH, serialNumber=3d1c4e0e0901f27626e836a2dff09a113bdf5e9c281 2b2227e b8407fb0c04113, cn=MANOJ KUMAR SONAKAR,l=VARUNA,0.9.2342.19200300.100.1.1=9924, pseudonym=9924202104011499542 8, email=MANOJSONAKAR@YAHOO.COM
Date: 2021.07.19 19:35:42 +05'30'

STAGE	SUBMISSION DRAWING
PROJECT	PROPOSED BUILDING PLAN FOR M/S OCEAN INFRAHEIGHTS PVT. LTD. (FORMERLY M/S U.Y. INDUSTRIES PVT. LTD.) ON PLOT NO. -11, SECTOR-TECHZONE - IV, GREATER NOIDA.
ARCHITECT	SIKKA ASSOCIATES ARCHITECTS URBAN DESIGN	MASTERPLAN	ARCHITECTURE	INTERIORS	DRAWINGS	PROJECT MANAGEMENT A: A-2/1, AFRICA AVENUE, SAFDARJUNG ENCLAVE, NEW DELHI, INDIA 110 029 T: +91.11.4323.5235 | F: +91.11.2629.4481 | E: saa@saandia.net | W: www.saandia.net
OWNER'S SIGN	RAKESH Kumar MAHALWAL Digitally signed by RAKESH Kumar MAHALWAL Date: 2021.07.15 16:52:17 +05'30'
ARCHITECT'S SIGN	RAMAN SIKKA Digitally signed by RAMAN SIKKA Date: 2021.07.15 15:50:27 +05'30'
SCALE	1:150 A1
ISSUE DATE :	Nov, 2019
DRAWING TITLE	CLUB BLOCK FLOOR PLAN, AREA CHART, SECTION & FRONT ELEVATION
DWG NO.	SG/CB/ 01

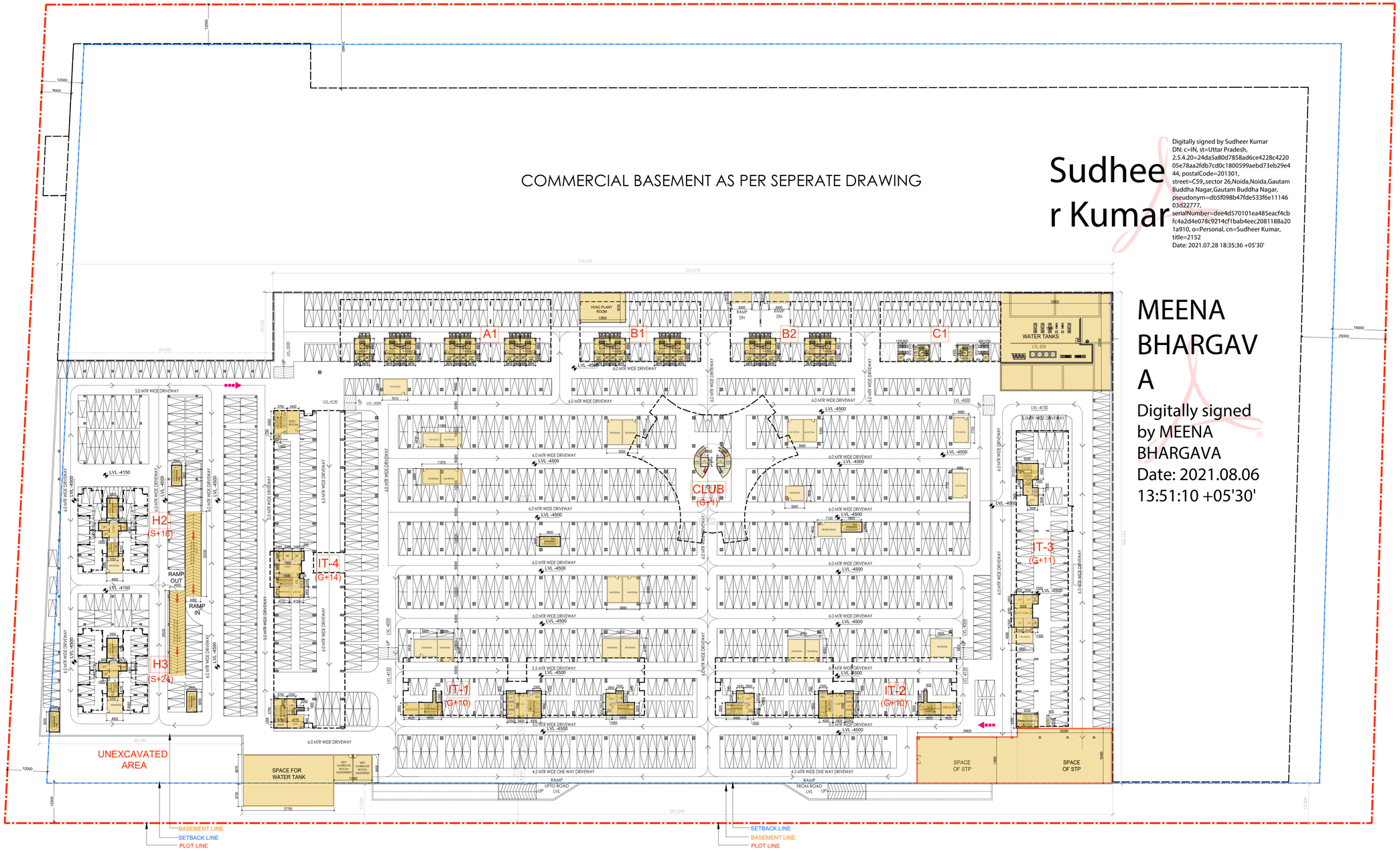

Sudheer Kumar

Digitally signed by Sudheer Kumar
DN: c=IN, st=Uttar Pradesh, 2.5.4.20=24da5a80d7858ad6ce4228c422005e78aa2fdb7cd0c1800599aebd73eb29e444, postalCode=201301, street=C59,,sector 26,Noida,Noida,Gautam Buddha Nagar,Gautam Buddha Nagar, pseudonym=db5f098b47fde533f6e1114603d22777, serialNumber=dee4d570101ea485eacf4cbfc4a2d4e078c9214cf1bab4eec2081188a201a910, o=Personal, cn=Sudheer Kumar, title=2152
Date: 2021.07.28 18:35:36 +05'30'

MEENA BHARGAVA

Digitally signed by MEENA BHARGAVA
Date: 2021.08.06 13:51:10 +05'30'

NOTES:-

1. ALL BUILDING EXCLUDING BASEMENTS FULLY AIR CONDITIONED AS PER N.B.C. NORMS.
2. ALL BUILDING FULLY SPRINLERED AS PER N.B.C. NORMS.
3. ALL BASEMENTS ARE MECHANICALLY LIGHTED AND VENTILATED AS PER N.B.C. NORMS.
4. ALL TOILETS & CORRIDORS MECHANICALL LIGHTED & VENTILATED AS PER N.B.C. NORMS.
5. 100 % POWER BACKUP PROVIDED

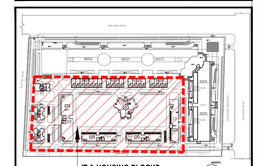

KEY PLAN

RAJESH SHARMA

Digitally signed by RAJESH SHARMA
DN: c=IN, o=Personal, postalCode=110092, st=DELHI, serialNumber=b50fd4ebae5916ccf5397d4ed98d8f825591655f5478ea41ef5b7e1659a499ae, cn=RAJESH SHARMA
Date: 2021.07.20 18:24:24 +05'30'

MANOJ KUMAR SONAKAR

Digitally signed by MANOJ KUMAR SONAKAR
DN: c=IN, o=Personal, 2.5.4.20=daae9b0d44d7392d6c0a4fd22c45a34d72e6f8b842439ba4c10aa55c6e1e, postalCode=221002, st=UTTAR PRADESH, serialNumber=3a01e9c09015276f1f0a1f9fc6c12b8f5c9c28123d2f3e6d47b6c04105, cn=MANOJ KUMAR SONAKAR, t=USMANRAS, title=9924[1.2.840.113549.1.9.1]=manojsonakar@yahoo.co.in
Date: 2021.07.20 10:46:58 +05'30'

STAGE: SUBMISSION DRAWING

PROJECT: PROPOSED BUILDING PLAN FOR M/S OCEAN INFRAHEIGHTS PVT. LTD. (FORMERLY M/S U.Y. INDUSTRIES PVT. LTD.) ON PLOT NO. -11, SECTOR-TECHZONE - IV, GREATER NOIDA.

ARCHITECT: SIKKA ASSOCIATES ARCHITECTS
URBAN DESIGN | MASTERPLAN | ARCHITECTURE | INTERIORS | ENGINEERING | PROJECT MANAGEMENT
A: A-21, AFRICA AVENUE, SAFDARJUNG ENCLAVE, NEW DELHI, INDIA 110 029
T: +91.11.4333.5555 | F: +91.11.2689.4481 | E: saa@saarchi.net | W: www.saarchi.net

OWNER'S SIGN: RAKESH Kumar MAHALWAL
Digitally signed by RAKESH Kumar MAHALWAL
Date: 2021.07.15 17:52:46 +05'30'

ARCHITECT'S SIGN: RAMAN SIKKA
Digitally signed by RAMAN SIKKA
Date: 2021.07.15 16:19:51 +05'30'

SCALE: 1:500 A1

ISSUE DATE : Nov. 2019

DRAWING TITLE: IT & HOUSING BLOCKS
1ST BASEMENT FLOOR PLAN
(LVL. -4500MM)

DWG NO.: SG/A-04

COMMERCIAL BASEMENT AS PER SEPERATE DRAWING

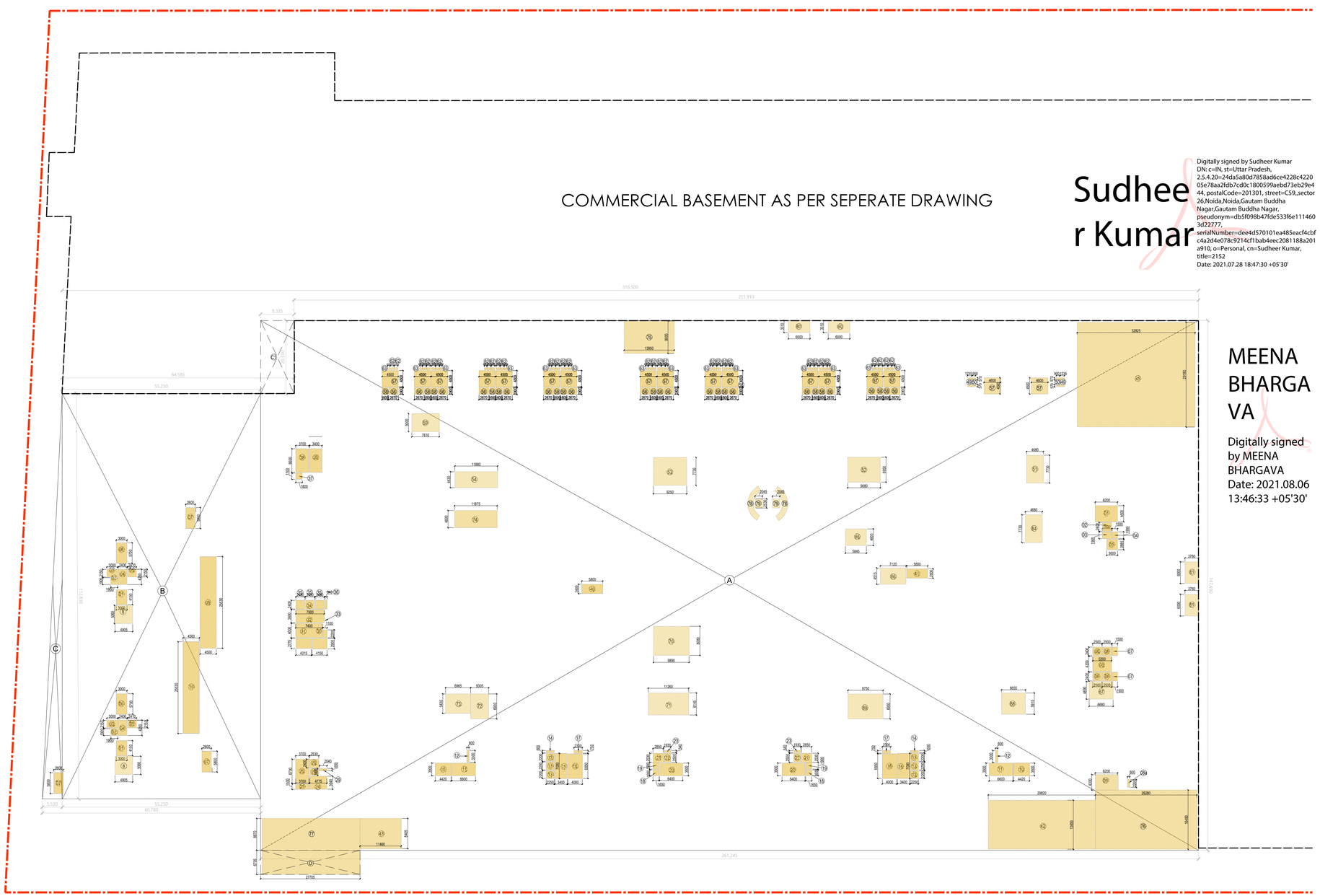

Sudheer Kumar

Digitally signed by Sudheer Kumar
DN: c=IN, st=Uttar Pradesh, 2.5.4.20=24da5a80d7858ad6ce4228c422005e78aa2fdb7cd0c1800599aebd73eb29e444, postalCode=201301, street=C59,,sector 26,Noida,Noida,Gautam Buddha Nagar,Gautam Buddha Nagar, pseudonym=db5f098b47fde5333f6e1114603d22777, serialNumber=dee4d570101ea485eacf4cbfc4a2d4e078c9214cf1bab4eec2081188a201a910, o=Personal, cn=Sudheer Kumar, title=2152
Date: 2021.07.28 18:47:30 +05'30'

MEENA BHARGAVA

Digitally signed by MEENA BHARGAVA
Date: 2021.08.06 13:46:33 +05'30'

HOUSING PARKING AREA CALCULATION						
ITEM	WIDTH	X	LENGTH	X	NO.	AREA
B	55.250	X	112.830	X	1	6233.858
C	5.530	X	112.830	X	0.5	311.975
TOTAL					H1	6545.832
15% SERVICES AREA CALCULATION						
ITEM	WIDTH	X	LENGTH	X	NO.	AREA
1	3.000	X	4.150	X	2	24.900
2	1.900	X	1.900	X	2	7.220
3	3.000	X	2.150	X	2	12.900
4	2.400	X	4.250	X	2	20.400
5	2.410	X	2.150	X	2	10.363
6	3.000	X	5.700	X	2	34.200
7	2.600	X	5.800	X	3	45.240
8	4.905	X	5.060	X	2	49.639
9	4.500	X	25.530	X	1	114.885
10	4.500	X	25.530	X	1	114.885
TOTAL					S1	434.632
TOTAL PARKING AREA (NON FAR AREA)					P1	6111.201
E.C.S. PROPOSED @ 30 = P1/30						203.707

IT OFFICE PARKING AREA CALCULATION						
ITEM	WIDTH	X	LENGTH	X	NO.	AREA
A	261.245	X	147.490	X	1	38531.025
D	27.705	X	6.705	X	1	185.762
TOTAL					T1	38716.787
DEDUCTIONS						
C1	9.335	X	20.33	1	1	189.781
TOTAL					C1	189.781
TOTAL IT OFFICE AREA A = (T1-C1)						38527.007

15% SERVICES AREA CALCULATION						
ITEM	WIDTH	X	LENGTH	X	NO.	AREA
1	6.200	X	4.500	X	1	27.900
2	2.500	X	2.400	X	1	6.000
3	2.500	X	1.900	X	1	4.750
4	1.500	X	1.900	X	1	2.850
5	3.000	X	2.885	X	1	8.655
6	2.500	X	2.400	X	4	24.000
7	1.500	X	2.400	X	2	7.200
8	5.200	X	4.200	X	1	21.840
8a	0.600	X	2.200	X	1	1.320
9	6.200	X	4.300	X	1	26.660
10	4.420	X	3.500	X	2	30.940
11	6.600	X	3.500	X	2	46.200
12	0.600	X	3.300	X	2	3.960
13	2.250	X	2.200	X	6	29.700
14	2.250	X	0.600	X	2	2.700
15	3.400	X	7.000	X	2	47.600
16	4.000	X	6.850	X	2	54.800
17	2.300	X	0.750	X	2	3.450
18	1.650	X	1.600	X	2	5.280
19	1.650	X	1.900	X	2	6.270
20	6.400	X	3.500	X	2	44.800
21	2.850	X	2.530	X	2	14.421
22	1.930	X	2.500	X	2	9.650
23	1.930	X	0.540	X	2	2.084
24	4.775	X	3.640	X	1	17.381
25	3.700	X	1.500	X	1	5.550
26	3.700	X	6.700	X	1	24.790
27	2.530	X	1.900	X	1	4.807
28	2.530	X	2.400	X	1	6.072
29	2.040	X	0.650	X	1	1.326
30	4.150	X	2.900	X	1	12.035
31	4.315	X	2.770	X	1	11.953
32	7.400	X	4.000	X	1	29.600
33	1.100	X	2.200	X	1	2.420
34	7.900	X	3.600	X	1	28.440
35	2.480	X	2.400	X	3	17.856
36	0.540	X	2.400	X	1	1.296
37	1.800	X	1.700	X	1	3.060
38	3.700	X	6.600	X	1	24.420
39	3.400	X	6.600	X	1	22.440
40	5.800	X	2.600	X	1	15.080
41	5.800	X	2.600	X	1	15.080
42	29.820	X	13.650	X	1	407.043
43	11.460	X	8.405	X	1	96.321
45	32.825	X	29.180	X	1	957.834
47	4.500	X	31.195	X	1	140.378
48	4.500	X	31.195	X	1	140.378
49	0.900	X	0.570	X	4	2.052
50	1.235	X	0.570	X	4	2.816
51	4.680	X	7.730	X	1	36.176
52	9.080	X	6.950	X	1	63.106
53	9.250	X	7.730	X	1	71.503
54	11.880	X	4.430	X	1	52.628
56	2.670	X	1.600	X	15	64.080
57	4.500	X	4.500	X	17	344.250
58	1.600	X	1.900	X	15	45.600
59	7.610	X	5.000	X	1	38.050
60	6.000	X	3.310	X	2	39.720
61	3.760	X	6.000	X	2	45.120
62	1.000	X	0.570	X	30	17.100
63	0.650	X	0.570	X	15	5.558
64	4.680	X	7.730	X	1	36.176
65	5.845	X	4.600	X	1	26.887
66	7.120	X	4.515	X	1	32.147
67	6.680	X	4.890	X	1	32.665
68	6.655	X	5.915	X	1	39.364
69	9.750	X	6.930	X	1	67.568
70	9.890	X	8.080	X	1	79.911
71	11.260	X	6.145	X	1	69.193
72	5.005	X	6.930	X	1	34.685
73	6.965	X	5.430	X	1	37.820
74	11.875	X	4.800	X	1	57.000
75	13.950	X	9.000	X	1	125.550
76	28.280	X	16.490	X	1	466.337
77	27.705	X	8.870	X	1	245.743
78	PLINE	X	1.000	X	2	29.520
79	2.045	X	2.530	X	1	5.174
D	27.705	X	6.705	X	1	185.762
15% SERVICES FAR AREA =					S2	3682.850
NON-FAR AREA = A - S2 =					T2	34844.157
E.C.S. PROPOSED @ 30					T3	1161.472

TOTAL SERVICE AREA IN BASEMENT-1	4117.482
TOTAL NON-FAR AREA IN BASEMENT-1	40955.357
TOTAL PARKING IN BASEMENT-1	1365.179

NOTES:-

1. ALL BUILDING EXCLUDING BASEMENTS FULLY AIR CONDITIONED AS PER N.B.C. NORMS.
2. ALL BUILDING FULLY SPRINLERED AS PER N.B.C. NORMS.
3. ALL BASEMENTS ARE MECHANICALLY LIGHTED AND VENTILATED AS PER N.B.C. NORMS.
4. ALL TOILETS & CORRIDORS MECHANICALL LIGHTED & VENTILATED AS PER N.B.C. NORMS.
5. 100 % POWER BACKUP PROVIDED

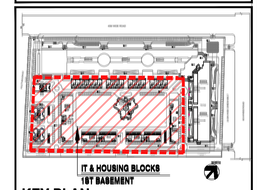

KEY PLAN

RAJESH SHARMA

Digitally signed by RAJESH SHARMA
DN: c=IN, o=Personal, postalCode=110092, st=DELHI, serialNumber=b50fd4ebae5916ccf5397d4ed98d8f825591655f5478ea41ef5b7e1659a499ae, cn=RAJESH SHARMA
Date: 2021.07.20 18:30:47 +05'30'

MANOJ KUMAR SONAKAR

Digitally signed by MANOJ KUMAR SONAKAR
DN: c=IN, o=Personal, 2.5.4.20=4aae96e0c64d7592d8c0ad4d22c45a534872e66f6864243bae270ad93c0d5e1e, postalCode=221002, st=UTTAR PRADESH, serialNumber=3d1c4e0c0901526b2e83642d8ffc8ba113b8df5e9e28f2b2227e44f4378dc94f7b, cn=MANOJ KUMAR SONAKAR, t=VAKANAQ, title=9904, pseudonym=9904202104011454585, email=MANOJSONKAR@YAHOO.COM
Date: 2021.07.20 10:51:33 +05'30'

STAGE: SUBMISSION DRAWING

PROJECT: PROPOSED BUILDING PLAN FOR M/S OCEAN INFRAHEIGHTS PVT. LTD. (FORMERLY M/S U.Y. INDUSTRIES PVT. LTD.) ON PLOT NO. -11, SECTOR-TECHZONE - IV, GREATER NOIDA.

ARCHITECT: SIKKA ASSOCIATES ARCHITECTS
URBAN DESIGN | MASTERPLANS | ARCHITECTURE | INTERIORS | ENGINEERING | PROJECT MANAGEMENT
A: A-3/1, AFRICA AVENUE, SAFDARJUNG ENCLAVE, NEW DELHI, INDIA 110 029
T: +91-11-4103-5555 | F: +91-11-2609-4481 | E: saa@saarch.net | W: www.saarch.net

OWNER'S SIGN: RAKESH Kumar MAHALWAL
Digitally signed by RAKESH Kumar MAHALWAL
Date: 2021.07.15 17:58:58 +05'30'

ARCHITECT'S SIGN: RAMAN SIKKA
Digitally signed by RAMAN SIKKA
Date: 2021.07.15 16:21:24 +05'30'

SCALE 1:500 A1

ISSUE DATE : Nov. 2019

DRAWING TITLE: IT & HOUSING BLOCKS
1ST BASEMENT AREA DIAGRAM
(LVL. -4500MM)

DWG NO. SG/A-05

BLOCK - A1

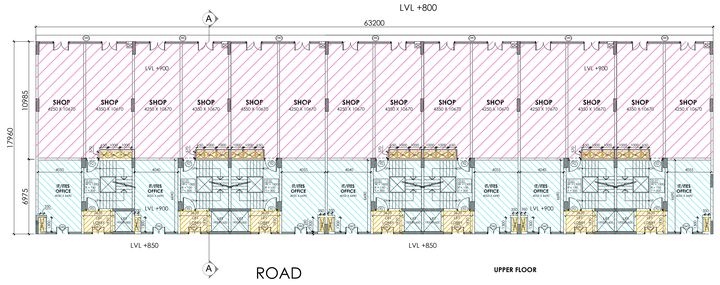

BLOCK - B1

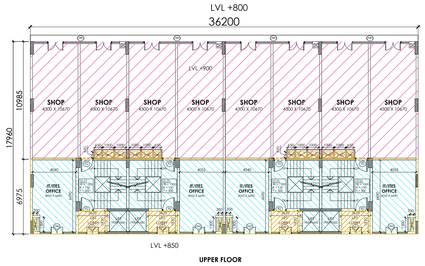

BLOCK - B2

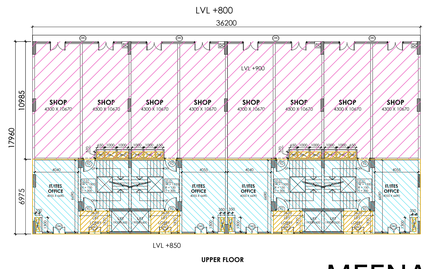

BLOCK - C1

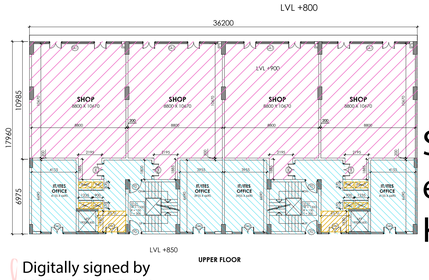

Sudheer Kumar

Digitally signed by Sudheer Kumar
DN: c=IN, st=Uttar Pradesh, 2.5.4.20=24da5a80d7858ad6ce4228c422005e78aa2fdb7c0c180059aebd73eb29e444, postalCode=201301, street=C59, sector 2ñ,Noida,Noida,Gautam Buddha Nagar,Gautam Buddha Nagar, pseudonym=db5f098b47fde5336e111a603d22777, serialNumber=dee4d570101ea485eacf4cb1c4a26fed078c9214cf1bab4ecc208188a201a910, o=Personal, cn=Sudheer Kumar, title=2152
Date: 2021.07.28 18:56:02 +05'30'

MEENA BHARGAVA

Digitally signed by MEENA BHARGAVA
Date: 2021.08.06 13:47:10 +05'30'

RAJESH SHARMA

Digitally signed by RAJESH SHARMA
DN: c=IN, o=Personal, postalCode=110092, st=DELHI, serialNumber=b50fd4ebae5916ccf5397d4ed98d8f82559165f5478ea41ef5b7e1659a499ae, cn=RAJESH SHARMA
Date: 2021.07.22 11:04:57 +05'30'

MANOJ KUMAR SONAKAR

Digitally signed by MANOJ KUMAR SONAKAR
DN: c=IN, o=Personal, 2.5.4.20=4aae9b6d54d7592d6c0a4d22c45a534fc2e6f6b8, email=MANOJSONAKAR@yahoo.in, postalCode=221002, st=UTTAR PRADESH, serialNumber=3d1e4ec0901f5762be83442ffc8ba1138df5d8c2b13b2227eb84d57b0d41f, cn=MANOJ KUMAR SONAKAR, title=9924, pseudonym=9924202104011435fe2d5, email=MANOJSONAKAR@YAHOO.COM
Date: 2021.07.20 10:56:16 +05'30'

GROUND FLOOR PLAN (UPPER GROUND) (LVL +1800)

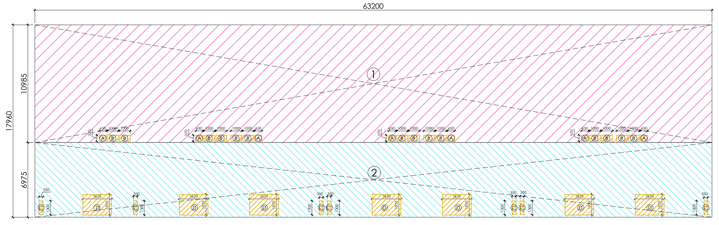

BLOCK - A1

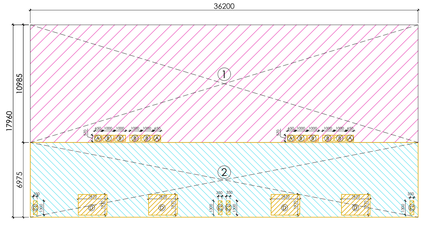

BLOCK - B1

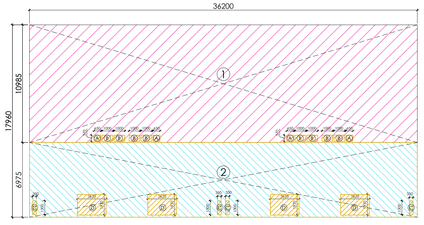

BLOCK - B2

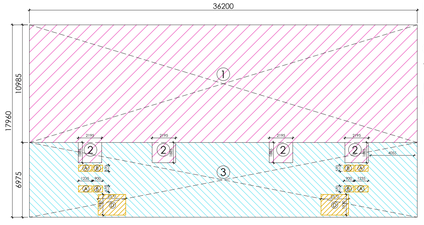

BLOCK - C1

AREA DIAGRAM

FLOORS	COMMERCIAL BLOCK A1				TOTAL AREA
	IT/ITES AREA (75%)		COMMERCIAL AREAS (10%)		
	F.A.R. AREA	15% SERVICE AREA	F.A.R. AREA	15% SERVICE AREA	
UPPER GROUND FLOOR	401.56	39.26	683.68	10.57	1135.07
1st FLOOR	1075.42	59.65	0.00	0.00	1135.07
2nd FLOOR	1075.42	59.65	0.00	0.00	1135.07
3rd FLOOR	1075.42	59.65	0.00	0.00	1135.07
4th FLOOR	1075.42	59.65	0.00	0.00	1135.07
5th FLOOR	661.56	59.65	0.00	0.00	721.21
TERRACE	42.21	199.17	0.00	0.00	241.38
MUMTY+MACHINE+OHT	0.00	81.40	0.00	0.00	81.40
TOTAL	5407.01	618.08	683.68	10.57	6719.34
GROUND COVERAGE	1135.07				

FLOORS	COMMERCIAL BLOCK B2				TOTAL AREA
	IT/ITES AREA (75%)		COMMERCIAL AREAS (10%)		
	F.A.R. AREA	15% SERVICE AREA	F.A.R. AREA	15% SERVICE AREA	
UPPER GROUND FLOOR	230.06	22.43	391.62	6.04	650.15
1st FLOOR	616.07	34.09	0.00	0.00	650.16
2nd FLOOR	616.07	34.09	0.00	0.00	650.16
3rd FLOOR	616.07	34.09	0.00	0.00	650.16
4th FLOOR	616.07	34.09	0.00	0.00	650.16
5th FLOOR	378.25	34.09	0.00	0.00	412.34
TERRACE	23.66	113.81	0.00	0.00	137.47
MUMTY+MACHINE+OHT	0.00	54.27	0.00	0.00	54.27
TOTAL	3096.25	360.96	391.62	6.04	3854.87
GROUND COVERAGE	650.15				

FAR AREA DETAIL (BLOCK-A1), UPPER GROUND						
COMMERCIAL COVERED AREA						
ITEM	WIDTH	X	LENGTH	X	NO.	AREA
1	63.2	X	10.985	X	1	694.25
TOTAL COVERED AREA (C)						694.25
SERVICE AREA (S)						
ITEM	WIDTH	X	LENGTH	X	NO.	AREA
A	0.65	X	0.57	X	7	2.59
B	1	X	0.57	X	14	7.98
TOTAL SERVICE AREA (S)						10.57
TOTAL COMERCIAL AREA (C-S)						683.68
IT COVERED AREA						
ITEM	WIDTH	X	LENGTH	X	NO.	AREA
2	63.2	X	6.975	X	1	440.82
TOTAL COVERED AREA (I)						440.82
SERVICE AREA (S)						
ITEM	WIDTH	X	LENGTH	X	NO.	AREA
C	0.35	X	1.3	X	7	3.19
D	2.67	X	1.93	X	7	36.07
TOTAL SERVICE AREA (S)						39.26
TOTAL COVERED IT AREA (I-S)						401.56

FAR AREA DETAIL (BLOCK-B1), UPPER GROUND						
COMMERCIAL COVERED AREA						
ITEM	WIDTH	X	LENGTH	X	NO.	AREA
1	36.2	X	10.985	X	1	397.66
TOTAL COVERED AREA (C)						397.66
SERVICE AREA (S)						
ITEM	WIDTH	X	LENGTH	X	NO.	AREA
A	0.65	X	0.57	X	4	1.48
B	1	X	0.57	X	8	4.56
TOTAL SERVICE AREA (S)						6.04
TOTAL COMERCIAL AREA (C-S)						391.62
IT COVERED AREA						
ITEM	WIDTH	X	LENGTH	X	NO.	AREA
2	36.2	X	6.975	X	1	252.50
TOTAL COVERED AREA (I)						252.50
SERVICE AREA (S)						
ITEM	WIDTH	X	LENGTH	X	NO.	AREA
C	0.35	X	1.3	X	4	1.82
D	2.67	X	1.93	X	4	20.61
TOTAL SERVICE AREA (S)						22.43
TOTAL COVERED IT AREA (I-S)						230.06

FAR AREA DETAIL (BLOCK-B2), UPPER GROUND						
COMMERCIAL COVERED AREA						
ITEM	WIDTH	X	LENGTH	X	NO.	AREA
1	36.2	X	10.985	X	1	397.66
TOTAL COVERED AREA (C)						397.66
SERVICE AREA (S)						
ITEM	WIDTH	X	LENGTH	X	NO.	AREA
A	0.65	X	0.57	X	4	1.48
B	1	X	0.57	X	8	4.56
TOTAL SERVICE AREA (S)						6.04
TOTAL COMERCIAL AREA (C-S)						391.62
IT COVERED AREA						
ITEM	WIDTH	X	LENGTH	X	NO.	AREA
2	36.2	X	6.975	X	1	252.50
TOTAL COVERED AREA (I)						252.50
SERVICE AREA (S)						
ITEM	WIDTH	X	LENGTH	X	NO.	AREA
C	0.35	X	1.3	X	4	1.82
D	2.67	X	1.93	X	4	20.61
TOTAL SERVICE AREA (S)						22.43
TOTAL COVERED IT AREA (I-S)						230.06

FAR AREA DETAIL (BLOCK-C1), UPPER GROUND						
COMMERCIAL COVERED AREA						
ITEM	WIDTH	X	LENGTH	X	NO.	AREA
1	36.2	X	10.985	X	1	397.66
2	2.195	X	1.885	X	4	16.55
TOTAL COVERED AREA (C)						414.21
IT COVERED AREA						
ITEM	WIDTH	X	LENGTH	X	NO.	AREA
3	36.2	X	6.975	X	1	252.50
TOTAL COVERED AREA (I)						252.50
SERVICE AREA (S)						
ITEM	WIDTH	X	LENGTH	X	NO.	AREA
A	1.235	X	0.57	X	4	2.82
B	0.9	X	1.57	X	4	5.65
D	2.57	X	1.93	X	2	9.92
TOTAL SERVICE AREA (S)						18.39
TOTAL COVERED IT AREA (I-S-2)						217.56

FLOORS	COMMERCIAL BLOCK B1				TOTAL AREA
	IT/ITES AREA (75%)		COMMERCIAL AREAS (10%)		
	F.A.R. AREA	15% SERVICE AREA	F.A.R. AREA	15% SERVICE AREA	
UPPER GROUND FLOOR	230.06	22.43	391.62	6.04	650.15
1st FLOOR	616.07	34.09	0.00	0.00	650.15
2nd FLOOR	616.07	34.09	0.00	0.00	650.16
3rd FLOOR	616.07	34.09	0.00	0.00	650.16
4th FLOOR	616.07	34.09	0.00	0.00	650.16
5th FLOOR	378.25	34.09	0.00	0.00	412.34
TERRACE	23.66	113.81	0.00	0.00	137.48
MUMTY+MACHINE+OHT	0.00	54.27	0.00	0.00	54.27
TOTAL	3096.25	360.95	391.62	6.04	3854.86
GROUND COVERAGE	650.15				

FLOORS	COMMERCIAL BLOCK C1				TOTAL AREA
	IT/ITES AREA (75%)		COMMERCIAL AREAS (10%)		
	F.A.R. AREA	15% SERVICE AREA	F.A.R. AREA	15% SERVICE AREA	
UPPER GROUND FLOOR	217.56	18.39	414.21	0.00	650.15
1st FLOOR	629.96	20.19	0.00	0.00	650.15
2nd FLOOR	629.96	20.19	0.00	0.00	650.15
3rd FLOOR	629.96	20.19	0.00	0.00	650.15
4th FLOOR	629.96	20.19	0.00	0.00	650.15
5th FLOOR	392.14	20.19	0.00	0.00	
TERRACE	15.06	58.31	0.00	0.00	73.36
MUMTY+MACHINE+OHT	0.00	51.51	0.00	0.00	51.51
TOTAL	3144.59	229.16	414.21	0.00	3375.63
GROUND COVERAGE	650.15				

COMMERCIAL BLOCK A1 ,B1, B2 & C1

BLOCKS	IT/ITES AREA (75%)		COMMERCIAL AREAS (10%)		TOTAL FAR	TOTAL SERVICE AREA	TOTAL BUILTUP AREA
	F.A.R. AREA	15% SERVICE AREA	F.A.R. AREA	15% SERVICE AREA			
A1	5407.01	618.08	683.68	10.57	6090.69	628.65	6719.34
B1	3096.25	360.95	391.62	6.04	3487.87	366.99	3854.86
B2	3096.25	360.96	391.62	6.04	3487.87	367.00	3854.87
C1	3144.59	229.16	414.21	0.00	3558.80	229.16	3787.96
TOTAL	14744.11	1569.15	1881.12	22.66	16625.23	1591.81	18217.04

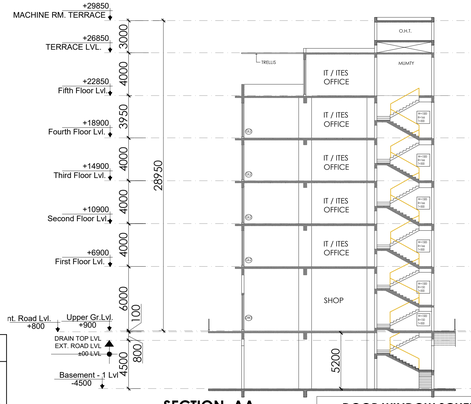

SECTION AA

DOOR WINDOW SCHEDULE

TYPE	SIZE	C.LVL	L.LVL	REMARKS
D1	1200 X 2400	±00	+2400	
FD	1200 X 2400	±00	+2400	
W1	1000 X 2450	+900	+3350	
W2	1000 X 1500	+900	+2400	
W3	1900 X 2450	+900	+3350	
DW1	1900 X 3350	±00	+3350	
DW2	8050 X 3350	±00	+3350	
DW3	8150 X 3350	±00	+3350	
GL1	8050 X 3350	±00	+3350	
GL2	8150 X 3350	±00	+3350	
GL3	8700 X 3350	±00	+3350	
GL4	8600 X 3350	±00	+3350	

KEY PLAN

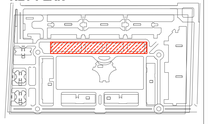

STAGE: SUBMISSION DRAWING

PROJECT: PROPOSED BOULDING PLAN FOR M/S OCEAN INFRAHEIGHTS PVT. LTD. (FORMERLY M/S U.Y. INDUSTRIES PVT. LTD.) ON PLOT NO. -11, SECTOR-TECHZONE - IV, GREATER NOIDA.

ARCHITECT: SIKKA ASSOCIATES ARCHITECTS
PROFESSIONAL ARCHITECTS & CONSULTANTS
A/ 6/21, AFRICA AVENUE, SAFDARJUNG ENCLAVE, NEW DELHI, INDIA 110 029
T : +91-11-4333 0200 | F : +91-11-2616 4481 | E : sa@sikaarchs.net | W : www.sikaarchs.net

OWNER'S SIGN: RAKESH Kumar MAHALWAL
Digitally signed by RAKESH Kumar MAHALWAL
Date: 2021.07.15 18:02:54 +05'30'

ARCHITECT'S SIGN: RAMAN SIKKA
Digitally signed by RAMAN SIKKA
Date: 2021.07.15 16:27:20 +05'30'

SCALE: 1:200 A1

ISSUE DATE : April. 2019

DRAWING TITLE: COMMERCIAL TOWER _ A1.B1,B2 &C1
GROUND FLOOR PLAN (UPPER GROUND) & SECTION
(LVL. +1800MM)

DWG NO.: SG/A/A1,B1,B2,C1/01

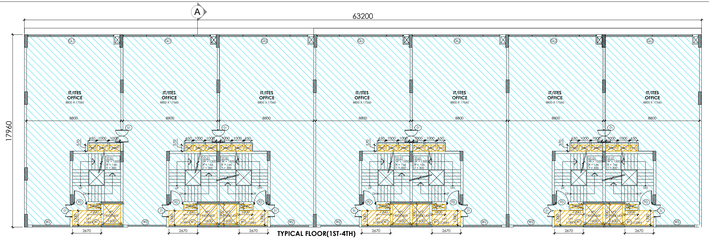

TYPICAL FLOOR PLAN (1st to 4th)

BLOCK - A1

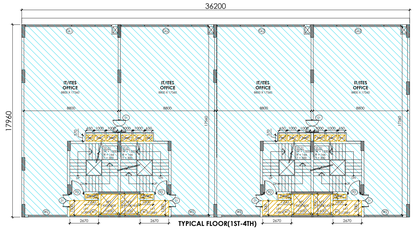

BLOCK - B1

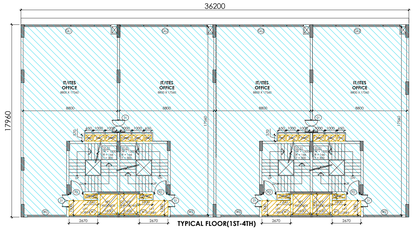

BLOCK - B2

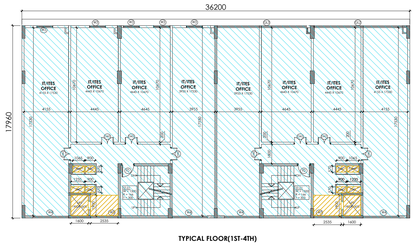

BLOCK - C1

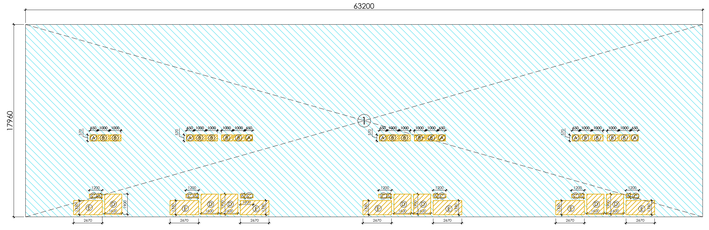

AREA DIAGRAM - TYPICAL FLOOR PLAN

BLOCK - A1

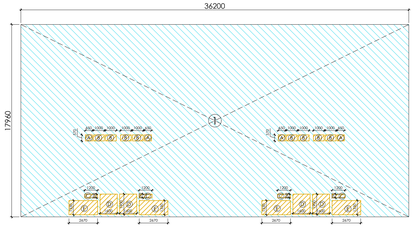

BLOCK - B1

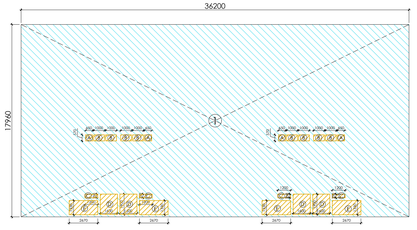

BLOCK - B2

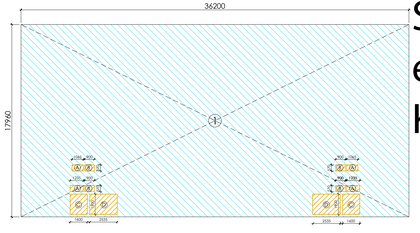

BLOCK - C1

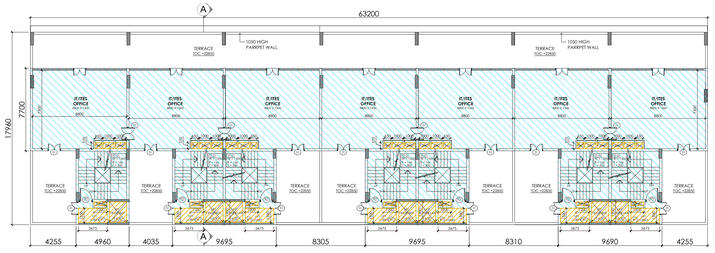

5TH FLOOR LVL PLAN

BLOCK - A1

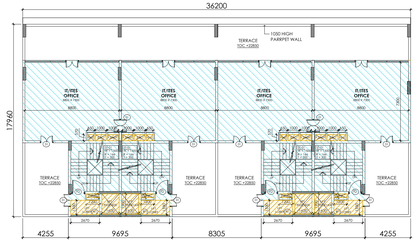

BLOCK - B1

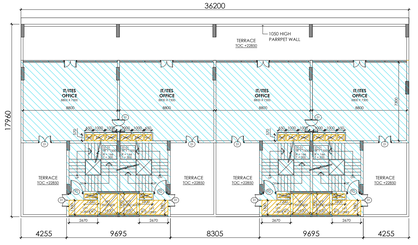

BLOCK - B2

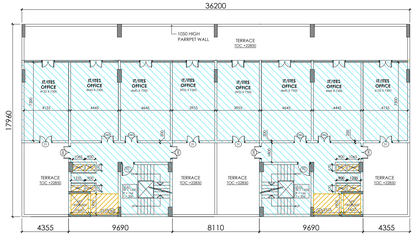

BLOCK - C1

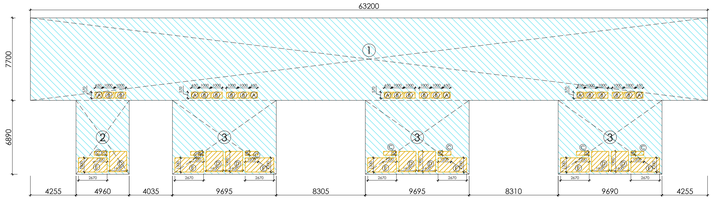

AREA DIAGRAM - 5TH FLOOR PLAN

BLOCK - A1

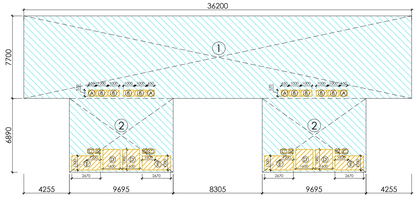

BLOCK - B1

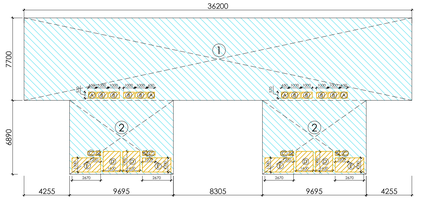

BLOCK - B2

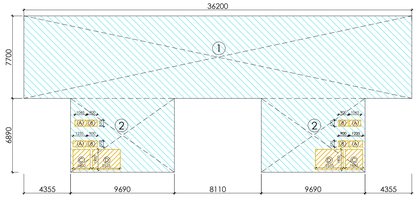

BLOCK - C1

FAR AREA DETAIL (BLOCK-A1),TYPICAL FLOOR						
IT COVERED AREA						
ITEM	WIDTH	X	LENGTH	X	NO.	AREA
1	63.2	X	17.96	X	1	1135.07
TOTAL COVERED AREA (I)						1135.07
SERVICE AREA (S)						
ITEM	WIDTH	X	LENGTH	X	NO.	AREA
A	0.65	X	0.57	X	7	2.59
B	1	X	0.57	X	14	7.98
C	1.2	X	0.35	X	7	2.94
D	1.6	X	1.9	X	7	21.28
E	2.67	X	1.33	X	7	24.86
TOTAL SERVICE AREA (S)						59.65
TOTAL COVERED IT AREA (I-S)						1075.42

FAR AREA DETAIL (BLOCK-B1),TYPICAL FLOOR						
IT COVERED AREA						
ITEM	WIDTH	X	LENGTH	X	NO.	AREA
1	36.2	X	17.96	X	1	650.15
TOTAL COVERED AREA (I)						650.15
SERVICE AREA (S)						
ITEM	WIDTH	X	LENGTH	X	NO.	AREA
A	0.65	X	0.57	X	4	1.48
B	1	X	0.57	X	8	4.56
C	1.2	X	0.35	X	4	1.68
D	1.6	X	1.9	X	4	12.16
E	2.67	X	1.33	X	4	14.20
TOTAL SERVICE AREA (S)						34.09
TOTAL COVERED IT AREA (I-S)						616.07

FAR AREA DETAIL (BLOCK-B2),TYPICAL FLOOR						
IT COVERED AREA						
ITEM	WIDTH	X	LENGTH	X	NO.	AREA
1	36.2	X	17.96	X	1	650.15
TOTAL COVERED AREA (I)						650.15
SERVICE AREA (S)						
ITEM	WIDTH	X	LENGTH	X	NO.	AREA
A	0.65	X	0.57	X	4	1.48
B	1	X	0.57	X	8	4.56
C	1.2	X	0.35	X	4	1.68
D	1.6	X	1.9	X	4	12.16
E	2.67	X	1.33	X	4	14.20
TOTAL SERVICE AREA (S)						34.09
TOTAL COVERED IT AREA (I-S)						616.07

FAR AREA DETAIL (BLOCK-C1),TYPICAL FLOOR						
IT COVERED AREA						
ITEM	WIDTH	X	LENGTH	X	NO.	AREA
1	36.2	X	17.96	X	1	650.15
TOTAL COVERED AREA (I)						650.15
SERVICE AREA (S)						
ITEM	WIDTH	X	LENGTH	X	NO.	AREA
A	1.065	X	0.57	X	4	2.43
B	0.9	X	0.57	X	4	2.05
C	1.6	X	1.9	X	2	6.08
D	2.535	X	1.9	X	2	9.63
TOTAL SERVICE AREA (S)						20.19
TOTAL COVERED IT AREA (I-S)						629.96

FAR AREA DETAIL (BLOCK-A1), 5TH FLOOR						
IT COVERED AREA						
ITEM	WIDTH	X	LENGTH	X	NO.	AREA
1	63.2	X	7.7	X	1	486.64
2	4.96	X	6.89	X	1	34.17
3	9.695	X	6.89	X	3	200.40
TOTAL COVERED AREA						721.21
SERVICE AREA (S)						
ITEM	WIDTH	X	LENGTH	X	NO.	AREA
A	0.65	X	0.57	X	7	2.59
B	1	X	0.57	X	14	7.98
C	1.2	X	0.35	X	7	2.94
D	1.6	X	1.9	X	7	21.28
E	2.67	X	1.33	X	7	24.86
TOTAL SERVICE AREA (S)						59.65
TOTAL COVERED IT AREA (I-S)						661.56

FAR AREA DETAIL (BLOCK-B1), 5TH FLOOR						
IT COVERED AREA						
ITEM	WIDTH	X	LENGTH	X	NO.	AREA
1	36.2	X	7.7	X	1	278.74
2	9.695	X	6.89	X	2	133.60
TOTAL COVERED AREA						412.34
SERVICE AREA (S)						
ITEM	WIDTH	X	LENGTH	X	NO.	AREA
A	0.65	X	0.57	X	4	1.48
B	1	X	0.57	X	8	4.56
C	1.2	X	0.35	X	4	1.68
D	1.6	X	1.9	X	4	12.16
E	2.67	X	1.33	X	4	14.20
TOTAL SERVICE AREA (S)						34.09
TOTAL COVERED IT AREA (I-S)						378.25

FAR AREA DETAIL (BLOCK-B2), 5TH FLOOR						
IT COVERED AREA						
ITEM	WIDTH	X	LENGTH	X	NO.	AREA
1	36.2	X	7.7	X	1	278.74
2	9.695	X	6.89	X	2	133.60
TOTAL COVERED AREA						412.34
SERVICE AREA (S)						
ITEM	WIDTH	X	LENGTH	X	NO.	AREA
A	0.65	X	0.57	X	4	1.48
B	1	X	0.57	X	8	4.56
C	1.2	X	0.35	X	4	1.68
D	1.6	X	1.9	X	4	12.16
E	2.67	X	1.33	X	4	14.20
TOTAL SERVICE AREA (S)						34.09
TOTAL COVERED IT AREA (I-S)						378.25

FAR AREA DETAIL (BLOCK-C1), 5TH FLOOR						
IT COVERED AREA						
ITEM	WIDTH	X	LENGTH	X	NO.	AREA
1	36.2	X	7.7	X	1	278.74
2	9.695	X	6.89	X	2	133.60
TOTAL COVERED AREA						412.34
SERVICE AREA (S)						
ITEM	WIDTH	X	LENGTH	X	NO.	AREA
A	1.065	X	0.57	X	4	2.43
B	0.9	X	0.57	X	4	2.05
C	1.6	X	1.9	X	2	6.08
D	2.535	X	1.9	X	2	9.63
TOTAL SERVICE AREA (S)						20.19
TOTAL COVERED IT AREA (I-S)						392.14

MEENA BHARGAVA

Digitally signed by MEENA BHARGAVA
Date: 2021.08.06 13:47:46 +05'30'

Sudheer Kumar

Digitally signed by Sudheer Kumar
DN: c=IN, st=Uttar Pradesh, 2.5.4.20=24da5a80d7858ad6ce4228c422005e78aa2fdb7cd0c180059 9aeebd73eb29e444, postalCode=201301, street=C59,,sector 26,Noida,Noida,Gautam Buddha Nagar,Gautam Buddha Nagar, pseudonym=db5f098b47fde533f6e111460,5d22777, serialNumber=dee4d570101ea485eacf4cbfc4a2d4e078e9214cf1bab4eec2081188a201a910, o=Personal, cn=Sudheer Kumar, title=2152
Date: 2021.07.28 19:04:04 +05'30'

RAJESH SHARMA

Digitally signed by RAJESH SHARMA
DN: c=IN, o=Personal, postalCode=110092, st=DELHI, serialNumber=b50fd4ebae5916ccf5397d4ed98d8f825591655f5478ea41ef5b7e1659a499ae, cn=RAJESH SHARMA
Date: 2021.07.22 11:11:27 +05'30'

MANOJ KUMAR SONAKAR

Digitally signed by MANOJ KUMAR SONAKAR
DN: c=IN, o=Personal, 2.5.4.20=d7d0d4d4d2f293d4a4e0d32c6fa5f3d6f8fb6a0439aee270ad93c3d8e1e, postalCode=221001, st=UTTAR PRADESH, serialNumber=7d8d7d2d2f0f3f2c2d0f3f2c2d0d3d2d0f8d3d2c2d0d3d2d0f8d3d2c2d0d3d2d0f8d3d

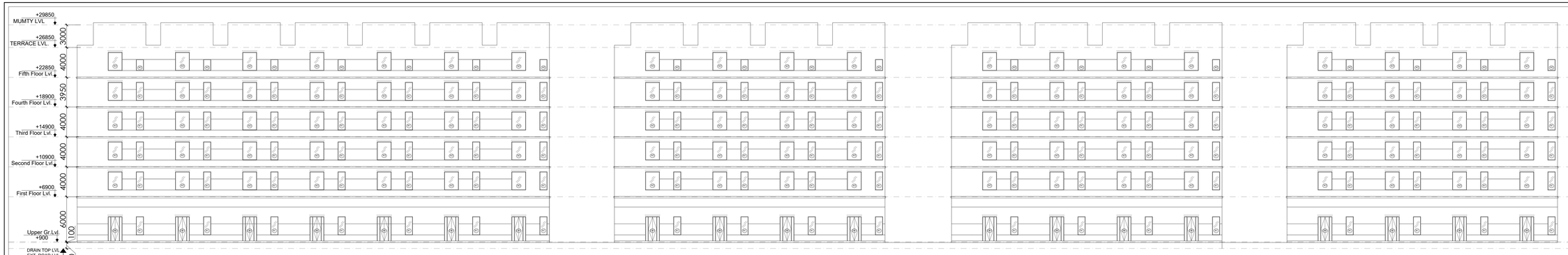

ELEVATION 1



ELEVATION 2

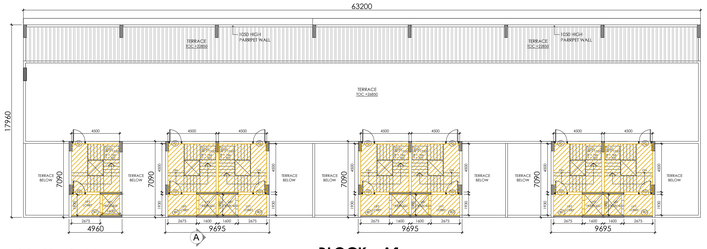

TERRACE PLAN

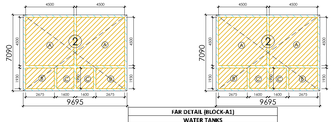

AREA DIAGRAM - TERRACE PLAN

BLOCK - A1

FAR DETAIL (BLOCK-A1)							
WATER TANKS							
ITEM	WIDTH	X	LENGTH	X	NO.	AREA	
1	4.88	X	5.56	X	3	81.40	
TOTAL SERVICE AREA (S)						81.40	

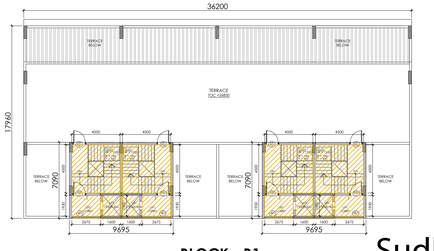

BLOCK - B1

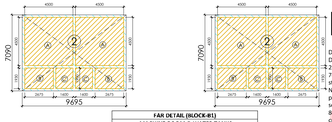

FAR DETAIL (BLOCK-B1)							
MACHINE ROOM & WATER TANKS							
ITEM	WIDTH	X	LENGTH	X	NO.	AREA	
1	4.88	X	5.56	X	2	54.27	
TOTAL SERVICE AREA (S)						54.27	

Sudheer Kumar

Digitally signed by Sudheer Kumar
DN: c=IN, st=Uttar Pradesh, 2.5.4.20=34da5a8b0478358a86ce4228c422005e78aa2fdb7cd0c1800599aebd73eb29e444, postalCode=201301, street=C59, sector 26,Noida,Noida,Gautam Buddha Nagar,Gautam Buddha Nagar, pseudonym=db0f098b478de5338fe1114603d22777, serialNumber=dee4d570101ea485eacf4cb8c4a2d4e078c9214cf18ab4ec200118ba201a910, o=Personal, cn=Sudheer Kumar, title=2152
Date: 2021.07.28 19:12:32 +05'30'

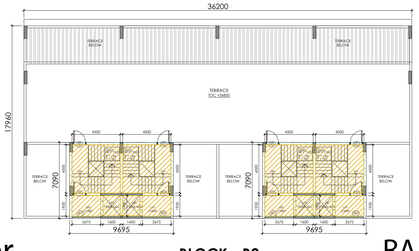

BLOCK - B2

MEENA BHARGAVA

Digitally signed by MEENA BHARGAVA
DN: c=IN, o=Personal, postalCode=110092, st=DELHI, serialNumber=b50fd4ebae5916ccf5397d4ed98d8f82559165 5f5478ea41ef5b7e16593a499ae, cn=MEENA BHARGAVA
Date: 2021.07.22 11:18:03 +05'30'

FAR DETAIL (BLOCK-B2)							
MACHINE ROOM & WATER TANKS							
ITEM	WIDTH	X	LENGTH	X	NO.	AREA	
1	4.88	X	5.56	X	2	54.27	
TOTAL SERVICE AREA (S)						54.27	

BLOCK - B2

RAJESH SHARMA

Digitally signed by RAJESH SHARMA
DN: c=IN, o=Personal, postalCode=110092, st=DELHI, serialNumber=b50fd4ebae5916ccf5397d4ed98d8f82559165 5f5478ea41ef5b7e16593a499ae, cn=RAJESH SHARMA
Date: 2021.07.22 11:18:03 +05'30'

MANOJ KUMAR SONAKAR

Digitally signed by MANOJ KUMAR SONAKAR
DN: c=IN, o=Personal, 2.5.4.20=6aa8ee6e8b0f7e5e8a6a2a0d0d0d0d0d0d0d0d0d0d0d0d0d0d0d0d0d0d0d, postalCode=110059, st=DELHI, serialNumber=f1f1f1

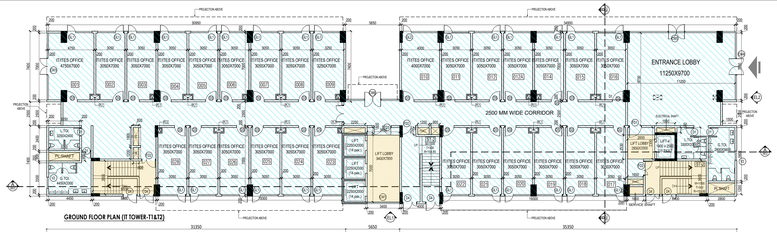

GROUND FLOOR PLAN (IT TOWER-T1&T2)

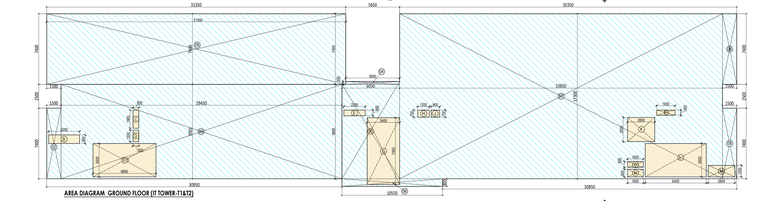

AREA DIAGRAM GROUND FLOOR (IT TOWER-T1&T2)

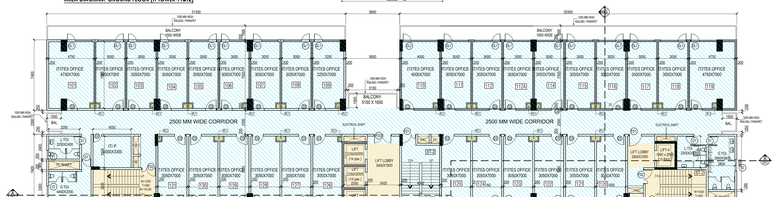

TYPICAL FLOOR PLAN (1ST,2ND,3TH,4TH,5TH,6TH & 9TH FLOOR)
(IT TOWER-T1&T2)

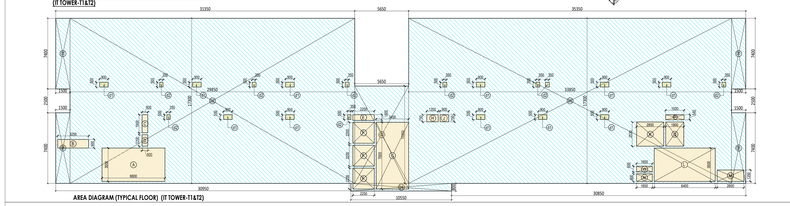

AREA DIAGRAM (TYPICAL FLOOR) (IT TOWER-T1&T2)

GROUND COVERAGE AREA DETAIL	
FAR (IT)	1507.78
SERVICE AREA (IT)	67.83
FAR (INSTITUTIONAL)	0.00
TOTAL GROUND COVERAGE	1235.61

GROUND FAR AREA CALCULATION

			FAR AREA		
ITEM	WIDTH	X	LENGTH	NO.	AREA IN SQM.
1	1.500	X	7.600	X 1	11.40
2	29.450	X	9.901	X 1	291.58
3	5.650	X	9.500	X 1	53.68
4	6.050	X	9.500	X 1	57.48
5	10.550	X	17.300	X 1	182.56
6	10.850	X	17.300	X 1	187.71
7	10.550	X	17.300	X 1	182.56
8	31.350	X	7.600	X 2	476.76
	TOTAL			A1	1512.51
			SERVICE FAR (IT)		
ITEM	WIDTH	X	LENGTH	NO.	AREA IN SQM.
A	1.250	X	0.900	X 1	1.13
C	0.600	X	1.900	X 1	1.14
D	0.600	X	1.200	X 1	0.72
E	2.250	X	0.600	X 1	1.35
G	3.400	X	7.000	X 1	23.80
H	1.200	X	0.750	X 1	0.90
J	0.900	X	0.750	X 1	0.68
K	2.850	X	2.530	X 1	7.21
L	6.400	X	3.500	X 1	22.40
M	2.800	X	1.200	X 1	3.36
N	1.650	X	0.800	X 1	1.32
O	1.650	X	0.600	X 1	0.99
P	1.930	X	0.540	X 1	1.04
Q	1.900	X	2.530	X 1	4.81
d1	0.900	X	0.500	X 11	4.95
d2	0.350	X	0.500	X 9	1.58
RA1	6.300	X	4.750	X 2	59.85
	TOTAL			B1	117.11
TOTAL IT FAR AREA (A1-B1) = T1				T1	1629.62

			STAIRCASE ADDITIONAL FAR		
S11	6.600	X	3.500	X 1	23.10
TOTAL IT FAR AREA (T1+ST1)				T2	1652.72

TYPICAL FLOOR FAR AREA - II
(1st,2nd,3rd,4th,5th,6th & 9th)

			FAR AREA		
ITEM	WIDTH	X	LENGTH	NO.	AREA IN SQM.
1	1.500	X	7.400	X 4	44.40
2	29.850	X	17.300	X 1	516.41
4	10.550	X	5.900	X 1	62.24
5	33.950	X	17.300	X 1	585.51
	TOTAL			A9	1212.48
			SERVICE FAR		
ITEM	WIDTH	X	LENGTH	NO.	AREA IN SQM.
A	6.600	X	3.500	X 1	23.10
B	3.250	X	0.900	X 1	2.93
C	0.600	X	1.900	X 1	1.14
D	0.600	X	1.200	X 1	0.72
E	2.250	X	0.600	X 1	1.35
G	3.400	X	7.000	X 1	23.80
H	1.200	X	0.750	X 1	0.90
J	0.900	X	0.750	X 1	0.68
K	2.850	X	2.530	X 1	7.21
L	6.400	X	3.500	X 1	22.40
M	2.800	X	1.200	X 1	3.36
N	1.650	X	0.800	X 1	1.32
O	1.650	X	0.600	X 1	0.99
P	1.930	X	0.540	X 1	1.04
Q	1.900	X	2.530	X 1	4.81
d1	0.900	X	0.500	X 11	4.95
d2	0.350	X	0.500	X 9	1.58
RA1	6.300	X	4.750	X 2	59.85
	TOTAL			B8	176.96
TOTAL IT FAR AREA (A8-B8) = T8				T8	835.42

IT TOWER-T1,T2 TOTAL					
FLOORS	FSI/FAR AREA (SQM.)		PARKING AREA (SQM.)		
	F.A.R AREA	ON GROUND AREA	F.A.R. AREA	ON GROUND AREA	TOTAL FAR
BASEMENT-3 FLOOR	0.000	0.000	0.000	0.000	
BASEMENT-2 FLOOR (INCLUDING 50 CARS PARKING)	1167.780	0.000	0.000	1167.780	0.000
GF+7F+8F	1096.370	137.130	0.000	1096.370	137.130
1st+2nd	1096.370	137.130	0.000	1096.370	137.130
3rd+4th+5th+6th	1096.370	137.130	0.000	1096.370	137.130
9th FLOOR	1096.370	137.130	0.000	1096.370	137.130
10th FLOOR (Refuge Area)	1095.37	0.000	0.000	1095.37	0.000
1st+2nd	1096.370	137.130	0.000	1096.370	137.130
3rd+4th	1096.370	137.130	0.000	1096.370	137.130
5th+6th	1096.370	137.130	0.000	1096.370	137.130
9th+10th	1096.370	137.130	0.000	1096.370	137.130
10th FLOOR (Refuge Area)	1095.370	0.000	0.000	1095.370	0.000
1st+2nd	1096.370	137.130	0.000	1096.370	137.130
3rd+4th	1096.370	137.130	0.000	1096.370	137.130
5th+6th	1096.370	137.130	0.000	1096.370	137.130
9th+10th	1096.370	137.130	0.000	1096.370	137.130
10th FLOOR (Refuge Area)	1095.370	0.000	0.000	1095.370	0.000
1st+2nd	1096.370	137.130	0.000	1096.370	137.130
3rd+4th	1096.370	137.130	0.000	1096.370	137.130
5th+6th	1096.370	137.130	0.000	1096.370	137.130
9th+10th	1096.370	137.130	0.000	1096.370	137.130
10th FLOOR (Refuge Area)	1095.370	0.000	0.000	1095.370	0.000
1st+2nd	1096.370	137.130	0.000	1096.370	137.130
3rd+4th	1096.370	137.130	0.000	1096.370	137.130
5th+6th	1096.370	137.130	0.000	1096.370	137.130
9th+10th	1096.370	137.130	0.000	1096.370	137.130
10th FLOOR (Refuge Area)	1095.370	0.000	0.000	1095.370	0.000
1st+2nd	1096.370	137.130	0.000	1096.370	137.130
3rd+4th	1096.370	137.130	0.000	1096.370	137.130
5th+6th	1096.370	137.130	0.000	1096.370	137.130
9th+10th	1096.370	137.130	0.000	1096.370	137.130
10th FLOOR (Refuge Area)	1095.370	0.000	0.000	1095.370	0.000
1st+2nd	1096.370	137.130	0.000	1096.370	137.130
3rd+4th	1096.370	137.130	0.000	1096.370	137.130
5th+6th	1096.370	137.130	0.000	1096.370	137.130
9th+10th	1096.370	137.130	0.000	1096.370	137.130
10th FLOOR (Refuge Area)	1095.370	0.000	0.000	1095.370	0.000
TERRACE FLOOR	0.000	0.000	0.000	0.000	0.000
MUMTY+MACHINE ROOM + OVER HEAD TANK	178.880	178.880	0.000	0.000	178.880
TOTAL	1152.49	240.00	0.00	12167.49	240.00
GROUND COVERAGE		1235.61		0.00	
GRAND TOTAL					12407.49

IT TOWER-T3					
FLOORS	FSI/FAR AREA (SQM.)		PARKING AREA (SQM.)		
	F.A.R AREA	ON GROUND AREA	F.A.R. AREA	ON GROUND AREA	TOTAL FAR
BASEMENT-3 FLOOR	0.000	0.000	0.000		
BASEMENT-2 FLOOR (INCLUDING 50 CARS PARKING)	1167.780	0.000	0.000	1167.780	0.000
GF+7F+8F	1096.370	137.130	0.000	1096.370	137.130
1st+2nd	1096.370	137.130	0.000	1096.370	137.130
3rd+4th+5th+6th	1096.370	137.130	0.000	1096.370	137.130
9th FLOOR	1096.370	137.130	0.000	1096.370	137.130
10th FLOOR (Refuge Area)	1095.370	0.000	0.000	1095.370	0.000
1st+2nd	1096.370	137.130	0.000	1096.370	137.130
3rd+4th	1096.370	137.130	0.000	1096.370	137.130
5th+6th	1096.370	137.130	0.000	1096.370	137.130
9th+10th	1096.370	137.130	0.000	1096.370	137.130
10th FLOOR (Refuge Area)	1095.370	0.000	0.000	1095.370	0.000
1st+2nd	1096.370	137.130	0.000	1096.370	137.130
3rd+4th	1096.370	137.130	0.000	1096.370	137.130
5th+6th	1096.370	137.130	0.000	1096.370	137.130
9th+10th	1096.370	137.130	0.000	1096.370	137.130
10th FLOOR (Refuge Area)	1095.370	0.000	0.000	1095.370	0.000
1st+2nd	1096.370	137.130	0.000	1096.370	137.130
3rd+4th	1096.370	137.130	0.000	1096.370	137.130
5th+6th	1096.370	137.130	0.000	1096.370	137.130
9th+10th	1096.370	137.130	0.000	1096.370	137.130
10th FLOOR (Refuge Area)	1095.370	0.000	0.000	1095.370	0.000
TERRACE FLOOR	0.000	0.000	0.000	0.000	0.000
MUMTY+MACHINE ROOM + OVER HEAD TANK	178.880	178.880	0.000	0.000	178.880
TOTAL	1152.49	240.00	0.00	12167.49	240.00
GROUND COVERAGE		1235.61		0.00	
GRAND TOTAL					12407.49

IT TOWER-T1,T2 TOILET FIXTURE CALCULATIONS

FLOOR	AREA	POPULATION @ 10 SQ.M. PER PERSON	MALE 50%	FEMALE 50%	FIXTURES CALCULATION					
					Fixtures Required For Male			Fixtures Required For Female		
					WC	WB	U/R	WC	WB	U/R
BASEMENT-3 FLOOR	1167.780	117	59	59	1	1	1	2	1	1
BASEMENT-2 FLOOR (INCLUDING 50 CARS PARKING)	1167.780	117	59	59	1	1	1	2	1	1
GF+7F+8F	1096.370	110	55	55	1	1	1	2	1	1
1st+2nd	1096.370	110	55	55	1	1	1	2	1	1
3rd+4th+5th+6th	1096.370	110	55	55	1	1	1	2	1	1
9th FLOOR	1096.370	110	55	55	1	1	1	2	1	1
10th FLOOR (Refuge Area)	1095.370	110	55	55	1	1	1	2	1	1
1st+2nd	1096.370	110	55	55	1	1	1	2	1	1
3rd+4th	1096.370	110	55	55	1	1	1	2	1	1
5th+6th	1096.370	110	55	55	1	1	1	2	1	1
9th+10th	1096.370	110	55	55	1	1	1	2	1	1
10th FLOOR (Refuge Area)	1095.370	110	55	55	1	1	1	2	1	1
1st+2nd	1096.370	110	55	55	1	1	1	2	1	1
3rd+4th	1096.370	110	55	55	1	1	1	2	1	1
5th+6th	1096.370	110	55	55	1	1	1	2	1	1
9th+10th	1096.370	110	55	55	1	1	1	2	1	1
10th FLOOR (Refuge Area)	1095.370	110	55	55	1	1	1	2	1	1
1st+2nd	1096.370	110	55	55	1	1	1	2	1	1
3rd+4th	1096.370	110	55	55	1	1	1	2	1	1
5th+6th	1096.370	110	55	55	1	1	1	2	1	1
9th+10th	1096.370	110	55	55	1	1	1	2	1	1
10th FLOOR (Refuge Area)	1095.370	110	55	55	1	1	1	2	1	1
TERRACE FLOOR	0.000	0	0	0	0	0	0	0	0	0
MUMTY+MACHINE ROOM + OVER HEAD TANK	178.880	18	9	9	0	0	0	0	0	0
TOTAL	12167.49	2215	1108	1108	27	27	27	54	27	27

			Fixtures Provided For Male			Fixtures Provided For Female		
			WC	WB	U/R	WC	WB	U/R
BASEMENT-3 FLOOR			1	1	1	2	1	1
BASEMENT-2 FLOOR (INCLUDING 50 CARS PARKING)			1	1	1	2	1	1
GF+7F+8F			1	1	1	2	1	1
1st+2nd			1	1	1	2	1	1
3rd+4th+5th+6th			1	1	1	2	1	1
9th FLOOR			1	1	1	2	1	1
10th FLOOR (Refuge Area)			1	1	1	2	1	1
1st+2nd			1	1	1	2	1	1
3rd+4th			1	1	1	2	1	1
5th+6th			1	1	1	2	1	1
9th+10th			1	1	1	2	1	1
10th FLOOR (Refuge Area)			1	1	1	2	1	1
1st+2nd			1	1	1	2	1	1
3rd+4th			1	1	1	2	1	1
5th+6th			1	1	1	2	1	1
9th+10th			1	1	1	2	1	1
10th FLOOR (Refuge Area)			1	1	1	2	1	1
TERRACE FLOOR			0	0	0	0	0	0
MUMTY+MACHINE ROOM + OVER HEAD TANK			0	0	0	0	0	0
TOTAL			27	27	27	54	27	27

Fixtures Differently Abled Toilet Provided As Each Floor

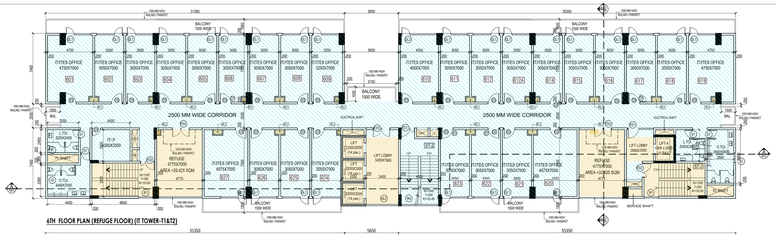

6TH FLOOR PLAN (REFUGE FLOOR) (IT TOWER-T1&T2)

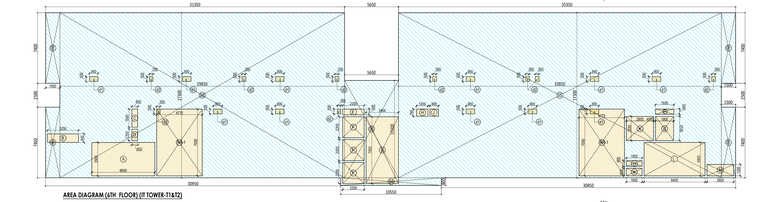

AREA DIAGRAM (6TH FLOOR) (IT TOWER-T1&T2)

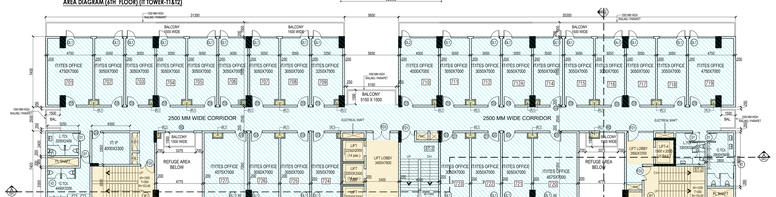

7TH FLOOR PLAN (IT TOWER-T1&T2)

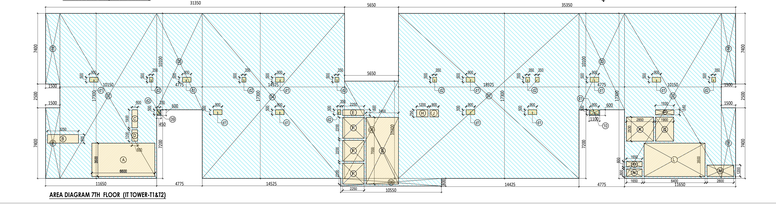

AREA DIAGRAM 7TH FLOOR (IT TOWER-T1&T2)

6TH FLOOR FAR AREA - IT (REFUGE FLOOR)					
			FAR AREA		
ITEM	WIDTH	X	LENGTH	NO.	AREA IN SQM.
1	1.500	X	7.400	X 4	44.40
2	29.850	X	17.300	X 1	516.41
3	5.650	X	10.200	X 1	57.63
4	10.550	X	0.800	X 1	8.44
5	33.850	X	17.300	X 1	585.51
	TOTAL			A4	1212.48
			SERVICE FAR (IT)		
ITEM	WIDTH	X	LENGTH	NO.	AREA IN SQM.
A	6.600	X	3.500	X 1	23.10
B	3.250	X	0.900	X 1	2.93
C	0.600	X	1.900	X 1	1.14
D	0.600	X	1.200	X 1	0.72
E	2.250	X	0.600	X 1	1.35
G	3.400	X	7.000	X 1	23.80
H	1.200	X	0.750	X 1	0.90
J	0.900	X	0.750	X 1	0.68
K	2.850	X	2.530	X 1	7.21
L	6.400	X	3.500	X 1	22.40
M	2.800	X	1.200	X 1	3.36
N	1.650	X	0.800	X 1	1.32
O	1.650	X	0.600	X 1	0.99
P	1.930	X	0.540	X 1	1.04
Q	1.900	X	2.530	X 1	4.81
d1	0.900	X	0.500	X 11	4.95
d2	0.350	X	0.500	X 9	1.58
	TOTAL			B5	117.11
TOTAL IT FAR AREA (A5-B5) = T5				T5	1327.54

7TH FLOOR FAR AREA (IT)					
			FAR AREA		
ITEM	WIDTH	X	LENGTH	NO.	AREA IN SQM.
1	1.500	X	7.400	X 4	44.40
2	10.550	X	17.300	X 2	351.19
3	4.775	X	10.150	X 1	96.46
4	14.925	X	17.300	X 1	258.20
5	5.650	X	10.200	X 1	57.63
6	10.550	X	0.800	X 1	8.44
7	18.925	X	17.300	X 1	327.40
8	0.450	X	0.600	X 1	0.27
9	1.100	X	0.600	X 1	0.66
	TOTAL			A5	1144.65
			SERVICE FAR (IT)		
ITEM	WIDTH	X	LENGTH	NO.	AREA IN SQM.
A	6.600	X	3.500	X 1	23.10
B	3.250	X	0.900	X 1	2.93
C	0.600	X	1.900	X 1	1.14
D	0.600	X	1.200	X 1	0.72
E	2.250	X	0.600	X 1	1.35
F	2.250	X	2.200	X 3	14.85
G	3.400	X	7.000	X 1	23.80
H	1.200	X	0.750	X 1	0.90
J	0.900	X	0.750	X 1	0.68
K	2.850	X	2.530	X 1	7.21
L	6.400	X	3.500	X 1	22.40
M	2.800	X	1.200	X 1	3.36
N	1.650	X	0.800	X 1	1.32
O	1.650	X	0.600	X 1	0.99
P	1.930	X	0.540	X 1	1.04
Q	1.900	X	2.530	X 1	4.81
d1	0.900	X	0.500	X 11	4.95
d2	0.350	X	0.500	X 9	1.58
	TOTAL			B5	117.11
TOTAL IT FAR AREA (A5-B5) = T5				T5	1027.54

REFUGE AREA CALCULATION 6TH FLOOR

=Total Floor Area (5th + 6th Floor)
=1095.37 +1095.37
= 2190.74 SQM.
= 2190.74 Sqm. (FAR of two floor)
= Population on two floor = @10sqm./person
= 2190.74 /10
= 219.074 person
Say = 219 person
= Refuse area required = 219 X 0.3 Say/person
= 65.70 Sqm.
= Refuse area provided = 66.85 Sqm.

10TH FLOOR FAR AREA (IT) REFUGE FLOOR					
			FAR AREA		
ITEM	WIDTH	X	LENGTH	NO.	AREA IN SQM.
1	1.500	X	7.400	X 2	22.20
2	29.850	X	14.300	X 1	426.86
3	1.500	X	4.400	X 2	13.20
4	5.650	X	10.200	X 1	57.63
5	10.550	X	0.800	X 1	8.44
6	33.850	X	14.300	X 1	484.06
	TOTAL			A6	1012.39
			SERVICE FAR (IT)		
ITEM	WIDTH	X	LENGTH	NO.	AREA IN SQM.
A	6.600	X	3.500	X 1	23.10
B	3.250	X	0.900	X 1	2.93
C	0.600	X	1.900	X 1	1.14
D	0.600	X	1.200	X 1	0.72
E	2.250	X	0.600	X 1	1.35
F	2.250	X	2.200	X 3	14.85
G	3.400	X	7.000	X 1	23.80
H	1.200	X	0.750	X 1	0.90
J	0.900	X	0.750	X 1	0.68
K	2.850	X	2.530	X 1	7.21
L	6.400	X	3.500	X 1	22.40
M	2.800	X	1.200	X 1	3.36
N	1.650	X	0.800	X 1	1.32
O	1.650	X	0.600	X 1	0.99
P	1.930	X	0.540	X 1	1.04
Q	1.900	X	2.530	X 1	4.81
d1	0.900	X	0.500	X 11	4.95
d2	0.350	X	0.500	X 9	1.58
RA1	6.300	X	4.750	X 2	59.85
	TOTAL			B6	176.96
TOTAL IT FAR AREA (A6-B6) = T6				T6	835.42

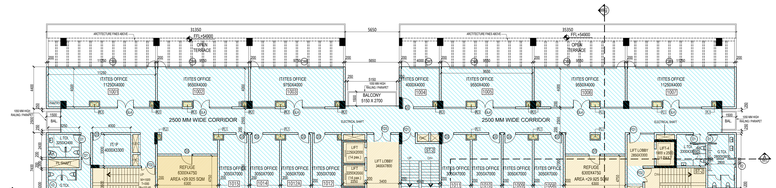

10TH FLOOR PLAN (REFUGE FLOOR) (IT TOWER-T1&T2)

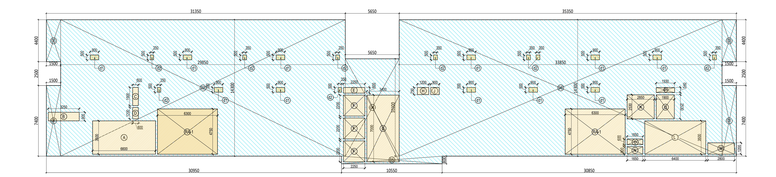

AREA DIAGRAM 10TH FLOOR (IT TOWER-T1&T2)

REFUGE AREA CALCULATION 10TH FLOOR

=Total Floor Area (9th + 10th Floor)
=1095.37 +895.27
= 1990.64 SQM.
= 1990.64 Sqm. (FAR of two floor)
= Population on two floor = @10sqm./person
= 1990.64 /10
= 199.064 person
Say = 199 person
= Refuse area required = 199 X 0.3 Say/person
= 59.70 Sqm.
= Refuse area provided = 59.85 Sqm.

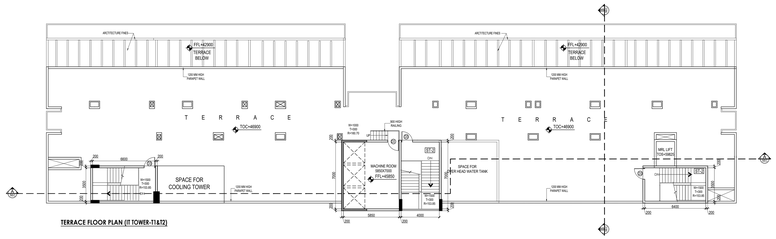

TERRACE FLOOR PLAN (IT TOWER-T1&T2)

MUMTY+MACHINE ROOM + OVER HEAD TANK					
ITEM	WIDTH	X	LENGTH	NO.	AREA
M1	7.000	X	3.900	X 1	27.30
M2	6.250	X	7.400	X 1	46.25
M3	4.400	X	7.400	X 1	32.56
M4	6.250	X	7.400	X 1	46.25
M5	6.800	X	3.900	X 1	26.52
TOTAL AREA				P1	178.88

MUMTY PLAN

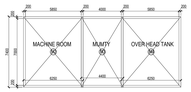

MACHINE ROOM , MUMTY PLAN & OVER HEAD TANK

MUMTY PLAN

NOTES:-

1. ALL BUILDING EXCLUDING BASEMENTS FULLY AIR CONDITIONED AS PER N.B.C. NORMS.
2. ALL BUILDING FULLY SPRINLERED AS PER N.B.C. NORMS.
3. ALL BASEMENTS ARE MECHANICALLY LIGHTED AND VENTILATED AS PER N.B.C. NORMS.
4. ALL TOILETS & CORRIDORS MECHANICALL LIGHTED & VENTILATED AS PER N.B.C. NORMS.
5. 100 % POWER BACKUP PROVIDED

RAJESH SHARMA

Digitally signed by RAJESH SHARMA
DN: c=IN, o=Personal, postalCode=110092, st=DELHI, serialNumber=b50fd4ebae5916ccf5397d4ed98d8f825591655f5478ea41ef5b7e1659a499ae, cn=RAJESH SHARMA
Date: 2021.07.22 11:24:30 +05'30'

DOORS/WINDOWS SCHEDULE				
TYPE	WIDTH	HEIGHT	CILL	LINTEL
D1	750	2100	00	2100
D2	900	2100	00	2100
D3	1200	2400	00	2400
D4	1500	2100	00	2100
FD1	1350	2100	00	2100
FD2	1500	2100	00	2100
FD3	2000	2100	00	2100
V1	900	1800	600	2400
V2	1200	1800	600	2400
W1	1500	1500	900	2400
W2	3000	2425	900	3325
GL1	2750	2400	00/900	2400
GL2	3700	2400	00/900	2400
GL3	3400	2400	00/900	2400
GL4	7600	2400	00/900	2400
CW1	3400	GLAZING AS/ELEVATIO		
CW2	3700	GLAZING AS/ELEVATIO		
CW3	7000	GLAZING AS/ELEVATIO		
CW4	8700	GLAZING AS/ELEVATIO		
CW5	9510	GLAZING AS/ELEVATIO		
CW6	5650	GLAZING AS/ELEVATIO		
CW7	4000	GLAZING AS/ELEVATIO		
CW8	9550	GLAZING AS/ELEVATIO		
CW9	11250	GLAZING AS/ELEVATIO		

Sudheer Kumar

Digitally signed by Sudheer Kumar
DN: c=IN, st=Uttar Pradesh, 2.5.4.20=24da5a80d7858ad6ce4228c422005e78aa2fdb7cd0c1800599aebd73eb29e444, postalCode=201301, street=C59,,sector 26,Noida,Noida,Gautam Buddha Nagar,Gautam Buddha Nagar, pseudonym=db5f098b47fde533f6e11146603d22777, serialNumber=dee4d570101ea485eacf4cbfc4a2d4e078c9214cf1bab4ecc2081188a201a910, o=Personal, cn=Sudheer Kumar, title=2152
Date: 2021.07.28 19:20:44 +05'30'

MEENA BHARGAVA

Digitally signed by MEENA BHARGAVA
Date: 2021.08.06 13:49:03 +05'30'

MANOJ KUMAR SONAKAR

Digitally signed by MANOJ KUMAR SONAKAR
DN: c=IN, o=Personal, 2.5.4.20=6aae96e0c64d7592d8c0a64d22c45a334872e6f6864243bae270aa93cbdbe1e, postalCode=221002, st=UTTAR PRADESH, serialNumber=3d1c4e0c0901f27626e83642dffb9ba1138df5e9c2812b2227ebb4076b0c04f1f3, cn=MANOJ KUMAR SONAKAR, l=VARANASI, title=9924, pseudonym=9924202104011145954285, email=MANOJSONKAR@YAHOO.COM
Date: 2021.07.20 11:13:11 +05'30'

STAGE: SUBMISSION DRAWING

PROJECT: PROPOSED BUILDING PLAN FOR M/S OCEAN INFRAHEIGHTS PVT. LTD. (FORMERLY M/S U.Y. INDUSTRIES PVT. LTD.) ON PLOT NO. -11, SECTOR-TECHZONE - IV, GREATER NOIDA.

ARCHITECT: SIKKA ASSOCIATES ARCHITECTS
URBAN DESIGN | MASTERPLAN | ARCHITECTURE | INTERIORS | ENGINEERING | PROJECT MANAGEMENT
A: A-2/1, AFRICA AVENUE, SAFDARJUNG ENCLAVE, NEW DELHI, INDIA 110 029
T: +91.11.4323.5200 | F: +91.11.2609.4481 | E: sasa@saainda.net | W: www.saainda.net

OWNER'S SIGN: RAKESH Kumar MAHALWAL
Digitally signed by RAKESH Kumar MAHALWAL
Date: 2021.07.15 19:27:18 +05'30'

ARCHITECT'S SIGN: RAMAN SIKKA
Digitally signed by RAMAN SIKKA
Date: 2021.07.15 19:32:11 +05'30'

SCALE 1:150 A1

ISSUE DATE : Nov. 2019

DRAWING TITLE: IT-TOWER-T1 & T2
FLOOR PLANS & AREA CHART

DWG NO. SG/A/IT 1/ 01

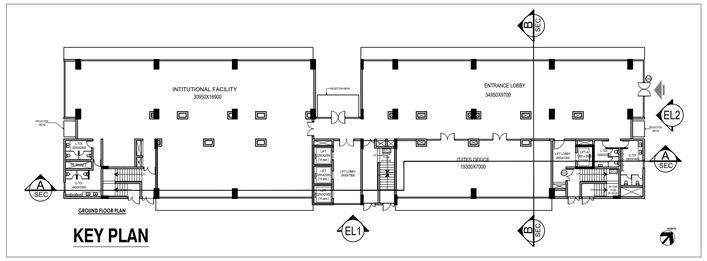

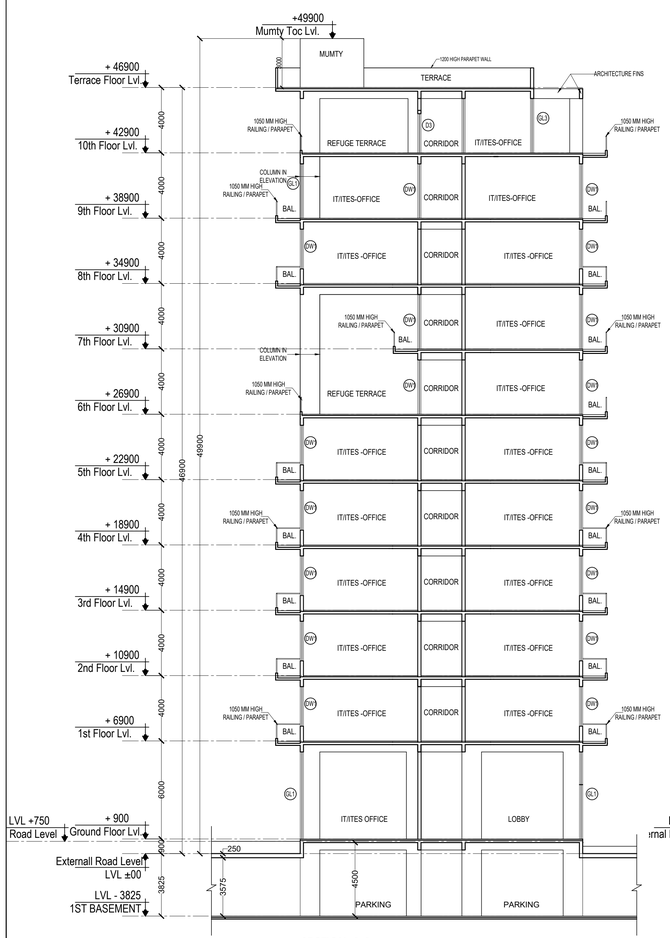

SECTION- B-B

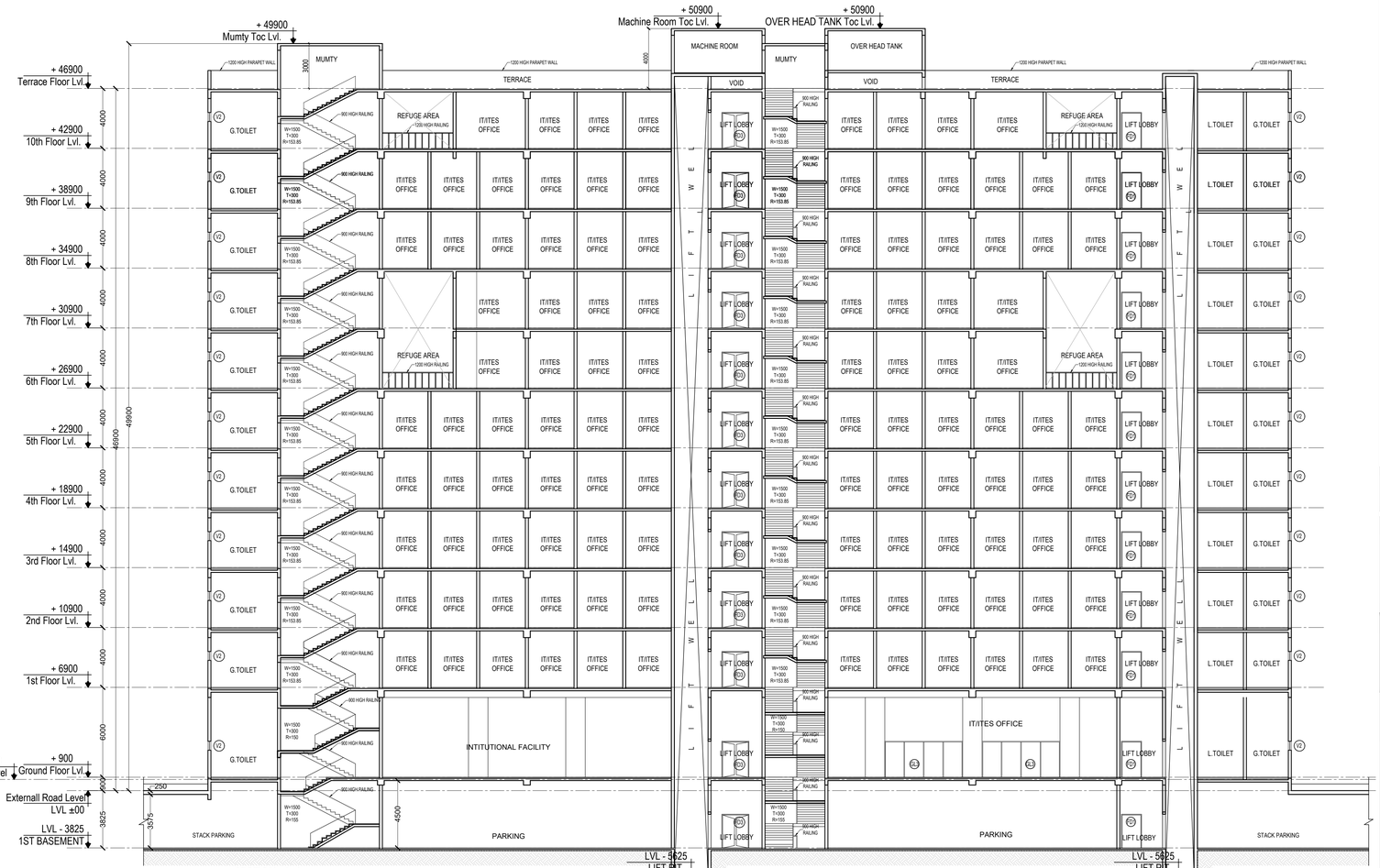

SECTION- A-A

MEENA BHARGAVA
Digitally signed by MEENA BHARGAVA
Date: 2021.08.06 13:51:44 +05'30'

Sudheer Kumar
Digitally signed by Sudheer Kumar
DN: c=IN, st=Uttar Pradesh, 2.5.4.20=24da5a80d7858ad6ce4228c422005e78aa2fdb7cd0c1800599aebd73eb29e444, postalCode=201301, street=C59,,sector 26,Noida,Noida,Gautam Buddha Nagar,Gautam Buddha Nagar, pseudonym=db5f098b47fde533f6e1114603d22777, serialNumber=dee4d570101ea485eacf4cbfc4a2d4e027dc9214cf1bab4eec2081188a201a910, o=Personal, cn=Sudheer Kumar, title=2152
Date: 2021.07.28 19:28:56 +05'30'

RAJESH SHARMA
Digitally signed by RAJESH SHARMA
DN: c=IN, o=Personal, postalCode=110092, st=DELHI, serialNumber=b50fd4ebae5916ccf5397d4ed98d8f825591655f5478ea41ef5b7e1659a499ae, cn=RAJESH SHARMA
Date: 2021.07.22 11:30:50 +05'30'

MANOJ KUMAR SONAKAR
Digitally signed by MANOJ KUMAR SONAKAR
DN: c=IN, o=Personal, 2.5.4.20=6aae96e0c64d7592d8c0ad4d22c45a334872e66f6864243bae270ae93c8dbe1e, postalCode=221002, st=UTTAR PRADESH, serialNumber=3d1c4e0c0901f2762b83642bffc9ba1138d5e9c281202276b84070c04f1f3, cn=MANOJ KUMAR SONAKAR, l=VARANASI, title=9924, pseudonym=99242021040145954285, email=MANOJSONKAR@YAHOO.COM
Date: 2021.07.20 11:19:44 +05'30'

STAGE	**SUBMISSION DRAWING**
PROJECT	**PROPOSED BUILDING PLAN FOR M/S OCEAN INFRAHEIGHTS PVT. LTD. (FORMERLY M/S U.Y. INDUSTRIES PVT. LTD.) ON PLOT NO. -11, SECTOR-TECHZONE - IV, GREATER NOIDA.**
ARCHITECT	**SIKKA ASSOCIATES ARCHITECTS** URBAN DESIGN	MASTERPLAN	ARCHITECTURE	INTERIORS	ENGINEERING	PROJECT MANAGEMENT A / A-21, JANAKPURI AVENUE, SAFDARJUNG ENCLAVE, NEW DELHI, INDIA - 110 029 T : +91.11.4323.5235	F : +91.11.2629.4481	E: saa@saaindia.net	W: www.saaindia.net
OWNER'S SIGN	RAKESH Kumar MAHALWAL Digitally signed by RAKESH Kumar MAHALWAL Date: 2021.07.15 18:54:14 +05'30'
ARCHITECT'S SIGN	RAMAN SIKKA Digitally signed by RAMAN SIKKA Date: 2021.07.15 16:31:36 +05'30'
SCALE	1:150 A1
ISSUE DATE :	Nov. 2019
DRAWING TITLE	**IT-TOWER-T1 & T2** SECTION - A-A & B-B
DWG NO.	SG/A/IT 1/ 02

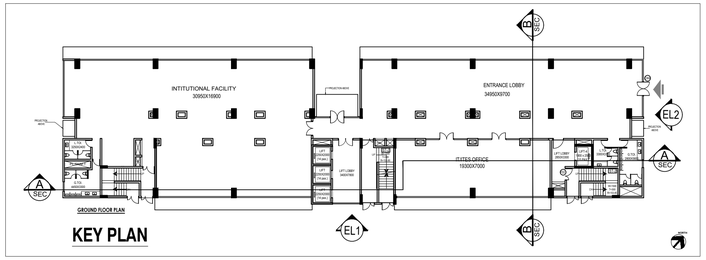

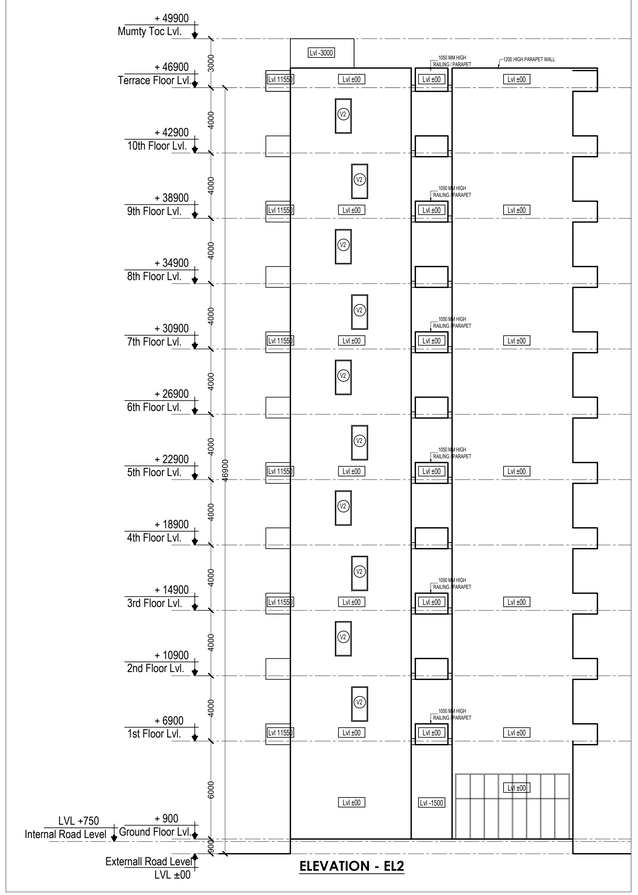

ELEVATION - EL2

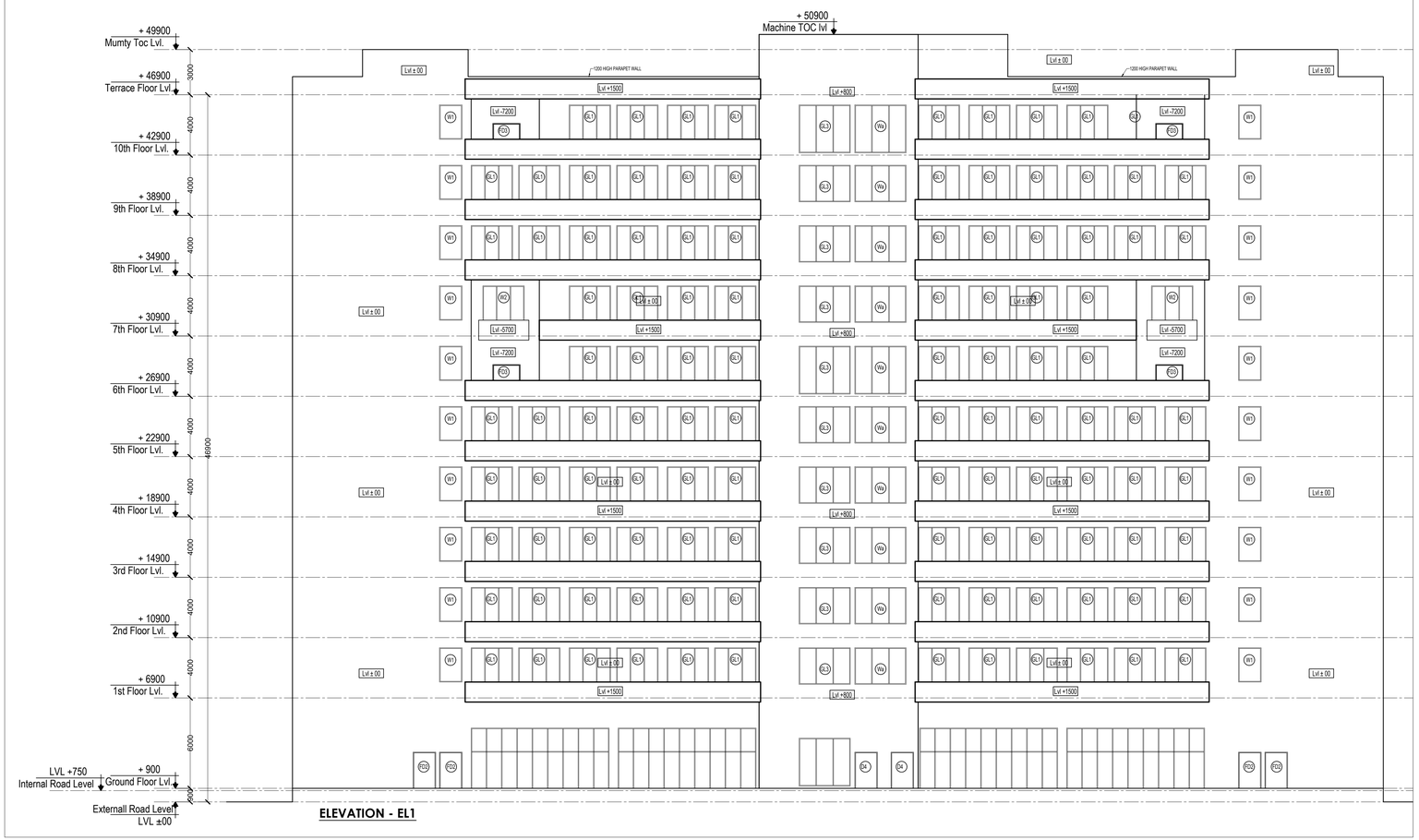

ELEVATION - EL1

MEENA BHARGAVA

Digitally signed by MEENA BHARGAVA
Date: 2021.08.06 13:52:13 +05'30'

Sudheer Kumar

Digitally signed by Sudheer Kumar
DN: c=IN, st=Uttar Pradesh, 2.5.4.20=24da5a80d7858ad6ce4228c422005e78aa2fdb7cd0c1800599aebd73eb29e444, postalCode=201301, street=C59,,sector 26,Noida,Noida,Gautam Buddha Nagar,Gautam Buddha Nagar, pseudonym=db5f098b47fde533f6e111460d32777, serialNumber=dee4d570101ea485eacf4cbfc4a2d4e078c9214cf1bab4eec208118ba201a910, o=Personal, cn=Sudheer Kumar, title=2152
Date: 2021.07.28 19:37:49 +05'30'

RAJESH SHARMA

Digitally signed by RAJESH SHARMA
DN: c=IN, o=Personal, postalCode=110092, st=DELHI, serialNumber=b50fd4ebae5916ccf5397d4ed98d8f82559165 5f478ea41ef5b7e1659a499ae, cn=RAJESH SHARMA
Date: 2021.07.22 11:37:21 +05'30'

MANOJ KUMAR SONAKAR

Digitally signed by MANOJ KUMAR SONAKAR
DN: c=IN, o=Personal, 2.5.4.20=6aae96e0c64d7592d8c0a04d22c45d334872e6d9f6842419ae270aef93cbdbe1e, postalCode=221002, st=UTTAR PRADESH, serialNumber=3d1c4e0c0901f27d2be834d3ff0fba113bf5e9c391b22276b84070bc04103, cn=MANOJ KUMAR SONAKAR, l=VARANASI, title=9924, pseudonym=9924202104011459 54285, email=MANOJSONKAR@YAHOO.COM
Date: 2021.07.20 11:24:37 +05'30'

STAGE	SUBMISSION DRAWING
PROJECT	PROPOSED BUILDING PLAN FOR M/S OCEAN INFRAHEIGHTS PVT. LTD. (FORMERLY M/S U.Y. INDUSTRIES PVT. LTD.) ON PLOT NO. -11, SECTOR-TECHZONE - IV, GREATER NOIDA.
ARCHITECT	SIKKA ASSOCIATES ARCHITECTS URBAN DESIGN	MASTERPLAN	ARCHITECTURE	INTERIORS	ENGINEERING	PROJECT MANAGEMENT A- A-21, AFPRO AVENUE, SAFDARJUNG ENCLAVE, NEW DELHI, INDIA - 110 029 T: +91.11.4323.5235	F: +91.11.2629.4481	E: saa@saaindia.net	W: www.saaindia.net
OWNER'S SIGN	RAKESH Kumar MAHALWAL Digitally signed by RAKESH Kumar MAHALWAL Date: 2021.07.15 18:58:59 +05'30'
ARCHITECT'S SIGN	RAMAN SIKKA Digitally signed by RAMAN SIKKA Date: 2021.07.15 16:33:04 +05'30'
SCALE	1:150 A1
ISSUE DATE :	Nov. 2019
DRAWING TITLE	IT-TOWER-T1 & T2 ELEVATION - EL1 & EL2
DWG NO.	SG/A/IT 1/ 03