

**SCHEDULE OF DOOR & WINDOW**

TYPE	SIZE	QTY	AREA
DT	1080 X 2300	0002	4968
DS	900 X 2100	0002	3780
DB	180 X 2100	0002	756
DW	1800 X 0000	0002	0
SW	1737 X 0000	0002	0
EW	0000	0000	0
IWD	0000	0000	0
DWS	1380 X 0000	0002	0
DW	0000	0000	0
DWD	0000	0000	0
BWD	0000	0000	0
BWD	0000	0000	0
TV	0000	0000	0

**GROUND FLOOR PLAN  
TOWER -T-1 (G+20)**

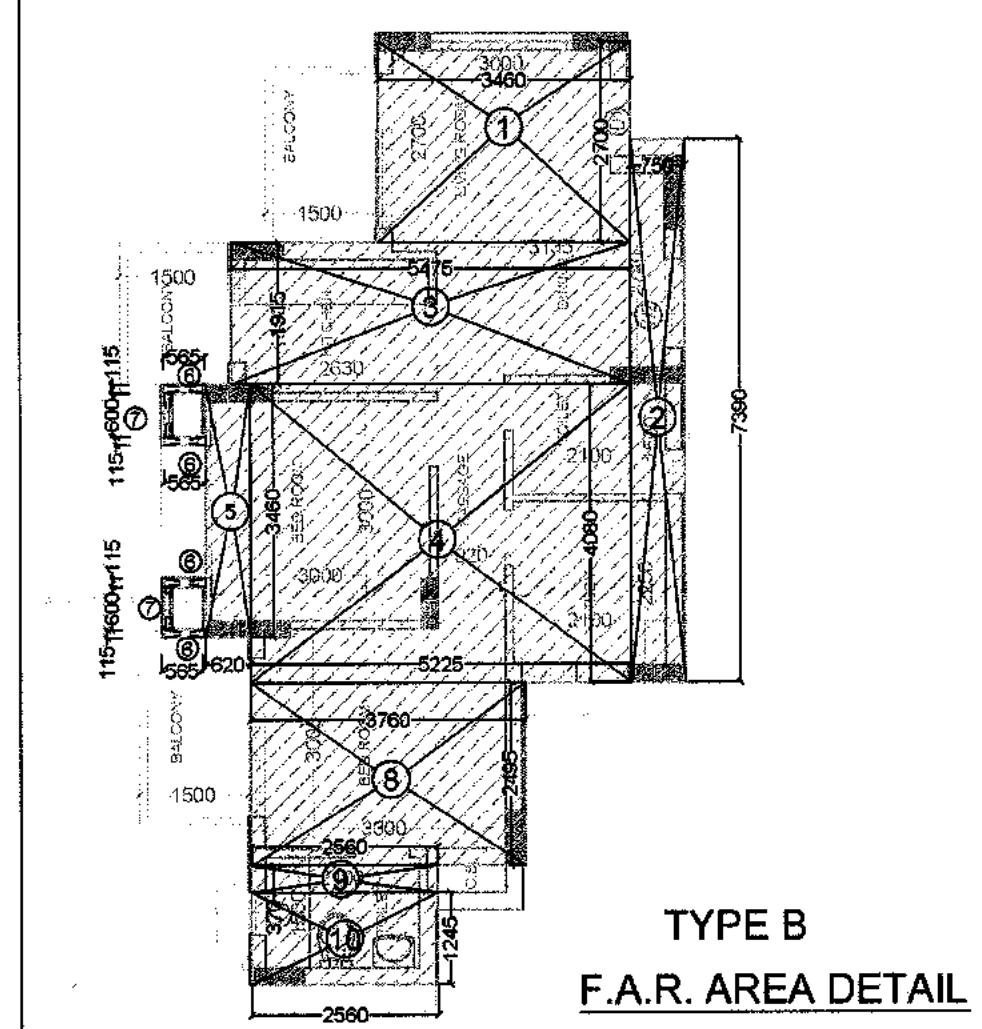
**TOWER -T-1 (G+20)**

**TOTAL ALL FLOOR F.A.R. AREA :-**  
GROUND FLOOR F.A.R. AREA = 407.911 SQ.MT.  
1st. TO 20th (TYP). FLOOR AREA = 396.017 X 20 = 7920.34 SQ.MT  
TOTAL F.A.R. AREA = 8328.25 SQ.MT.

**TOTAL ALL FLOOR FACILITY AREA :-**  
GROUND FLOOR FACILITY AREA = 39.83 SQ.MT.  
1st. TO 20th (TYP). FLOOR AREA = 36.686 X 20 = 733.72 SQ.MT.  
TOTAL FACILITY AREA = 813.55 SQ.MT.  
TERRACE (MUMTY & MIC) = 18.698 X 24.62 = 41.318 SQ.MT.  
TOTAL FACILITY AREA INCL. TERR. = 854.86 SQ.MT.

**TOTAL ALL FLOOR UNITS :-**  
GROUND FLOOR = 5 UNITS  
1st. TO 20th (TYP). FLOOR AREA = 6X20 = 120 UNITS  
TOTAL UNIT = 120+5 = 125 UNITS

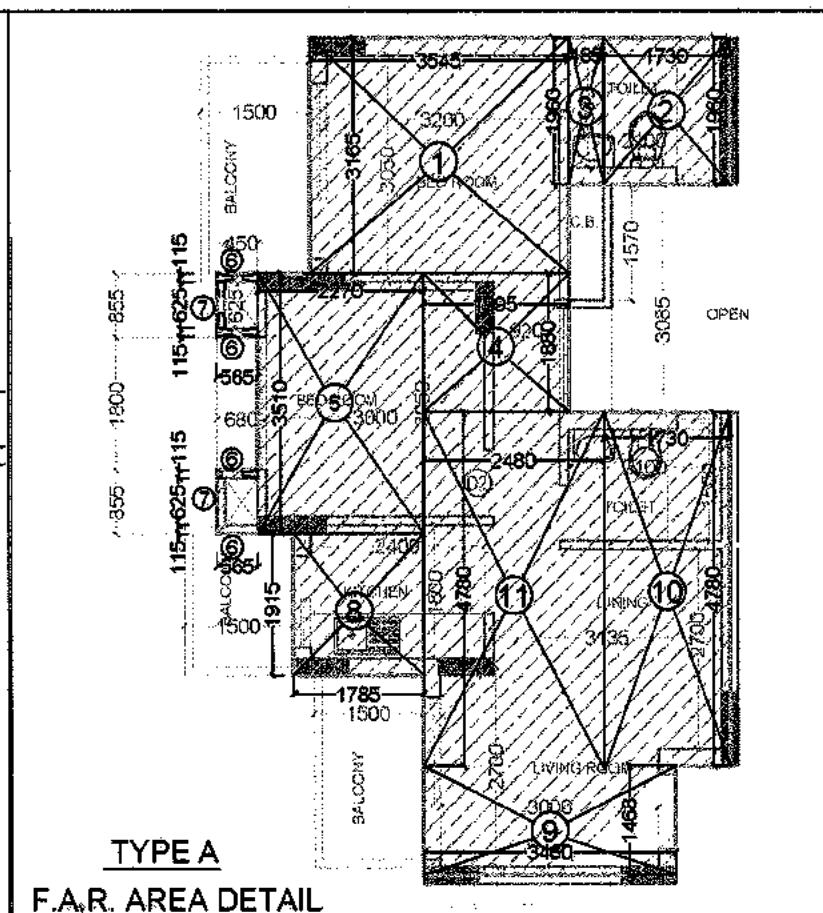
**TOTAL GROUND COVERAGE OF THE TOWER =**  
F.A.R. AREA OF GROUND FLOOR  
+ FACILITY AREA OF GROUND FLOOR  
407.911 + 39.83 = 447.741 SQ.MT.



**TYPE B  
F.A.R. AREA DETAIL**

1.	3.460 X 2.700	=	9.342 SQ.M
2.	0.750 X 7.390	=	5.542 SQ.M
3.	0.475 X 1.915	=	0.909 SQ.M
4.	0.225 X 4.090	=	0.920 SQ.M
5.	0.620 X 3.460	=	2.145 SQ.M
6.	0.565 X 0.115	=	0.250 SQ.M
7.	0.565 X 0.115	=	0.138 SQ.M
8.	0.565 X 0.115	=	0.138 SQ.M
9.	0.565 X 0.115	=	0.138 SQ.M
10.	2.560 X 0.370	=	0.947 SQ.M
11.	2.560 X 1.245	=	3.187 SQ.M

TOTAL ADDITIONS = 62.37 SQ.M

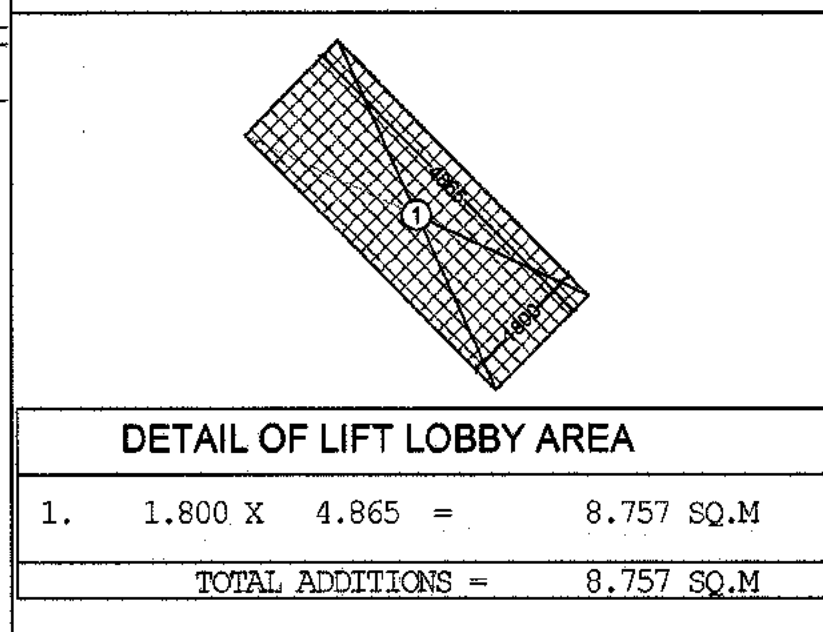


**TYPE A  
F.A.R. AREA DETAIL**

1.	3.545 X 3.165	=	11.219 SQ.M
2.	1.730 X 1.960	=	3.391 SQ.M
3.	0.485 X 1.960	=	0.950 SQ.M
4.	1.995 X 1.880	=	3.750 SQ.M
5.	2.270 X 3.510	=	7.967 SQ.M
6.	0.565 X 0.115	=	0.259 SQ.M
7.	0.115 X 0.625	=	0.103 SQ.M
8.	1.785 X 1.915	=	3.418 SQ.M
9.	3.460 X 1.470	=	5.086 SQ.M
10.	1.730 X 4.780	=	8.269 SQ.M
11.	2.480 X 4.780	=	11.854 SQ.M

TOTAL ADDITIONS = 56.266 SQ.M

**FACILITY AREA DETAIL**



**DETAIL OF LIFT LOBBY AREA**

1.	1.800 X 4.865	=	8.757 SQ.M
----	---------------	---	------------

TOTAL ADDITIONS = 8.757 SQ.M

**TYPE A UNIT  
DETAIL OF CUPBOARD AREA AND CUT OUT**

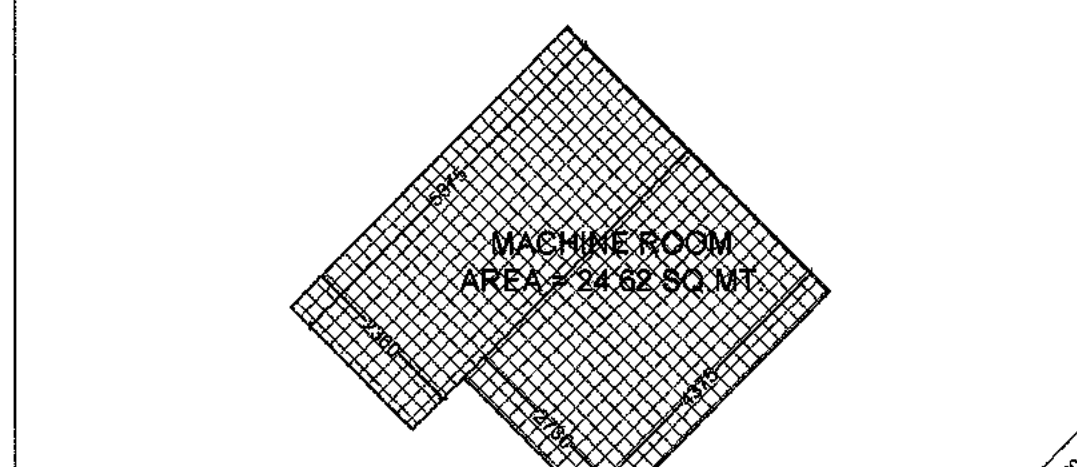
1.	0.600 X 1.685	=	1.011 SQ.M
2.	0.450 X 0.625	=	0.281 SQ.M
3.	0.450 X 0.625	=	0.281 SQ.M

TOTAL ADDITIONS = 1.573 SQ.M

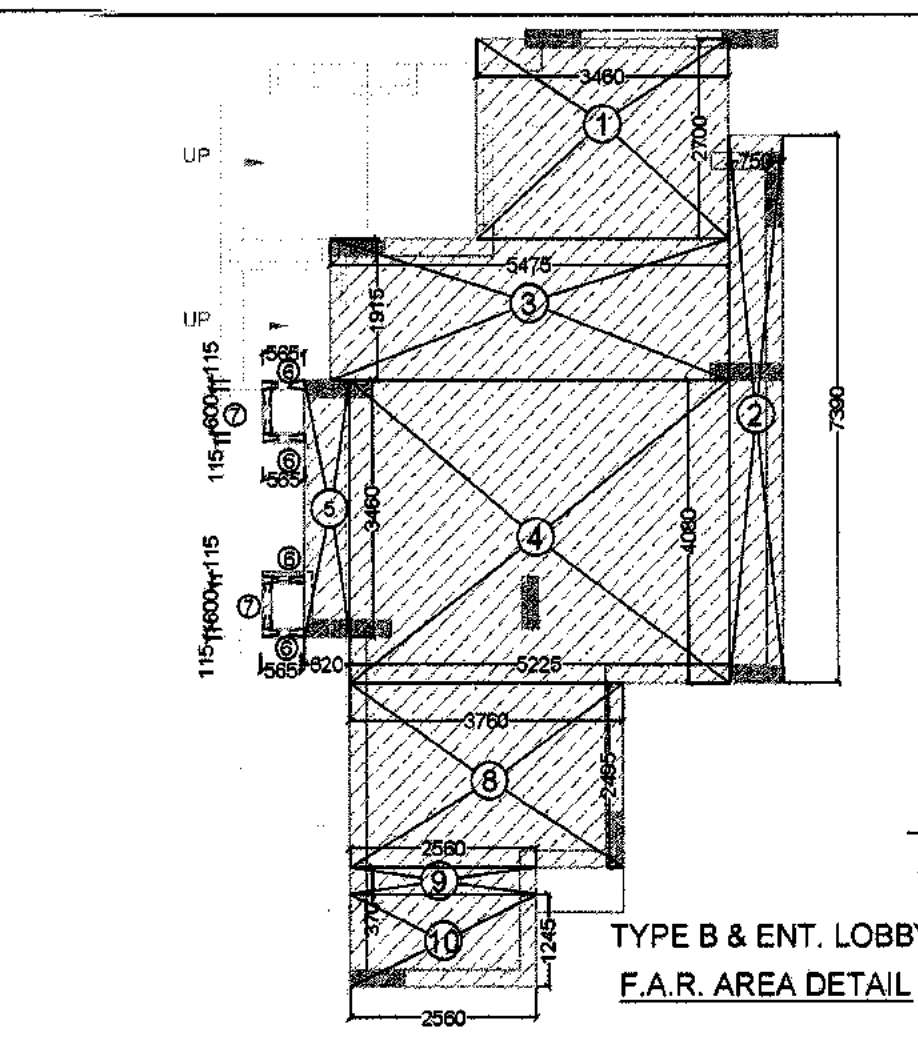
**DETAIL OF MAIN STAIR MUMTY & WATER TANK AREA**

1.	2.150 X 4.115	=	8.847 SQ.M
2.	1.991 X 2.450	=	4.878 SQ.M
3.	0.5 X 3.242 X 1.605	=	2.602 SQ.M
4.	0.5 X 3.242 X 0.229	=	0.371 SQ.M

TOTAL ADDITIONS = 16.698 SQ.M



**MACHINE ROOM  
AREA = 94.62 SQ.M**



**TYPE B & ENT. LOBBY  
F.A.R. AREA DETAIL**

1.	3.460 X 2.700	=	9.342 SQ.M
2.	0.750 X 7.390	=	5.542 SQ.M
3.	0.475 X 1.915	=	0.909 SQ.M
4.	0.225 X 4.090	=	0.920 SQ.M
5.	0.620 X 3.460	=	2.145 SQ.M
6.	0.565 X 0.115	=	0.250 SQ.M
7.	0.115 X 0.625	=	0.138 SQ.M
8.	1.785 X 1.915	=	3.418 SQ.M
9.	3.460 X 1.470	=	5.086 SQ.M
10.	1.730 X 4.780	=	8.269 SQ.M
11.	2.480 X 4.780	=	11.854 SQ.M

TOTAL ADDITIONS = 62.37 SQ.M

**DETAIL OF SERVICE SHAFT AREA**

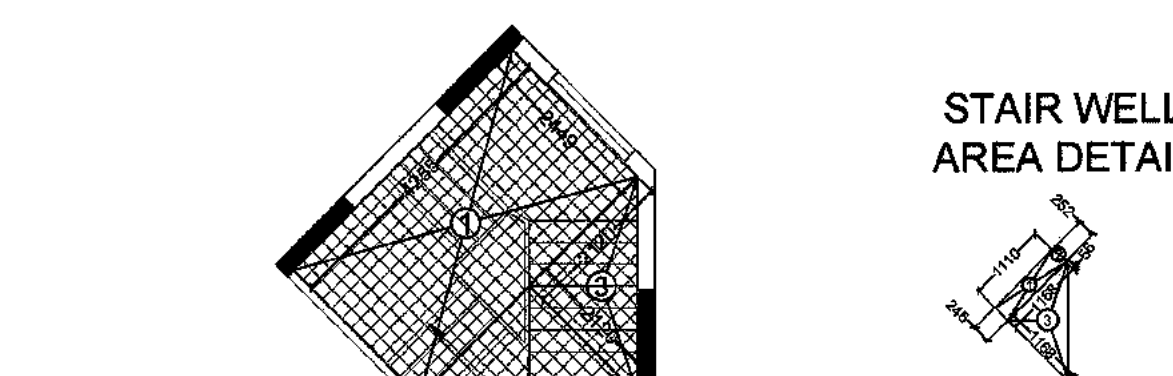
1.	0.5 X 1.819 X 0.562	=	0.511 SQ.M
2.	0.5 X 1.819 X 0.715	=	0.650 SQ.M
3.	0.5 X 0.605 X 0.595	=	0.180 SQ.M
4.	0.5 X 2.274 X 1.015	=	1.154 SQ.M
5.	0.5 X 0.600 X 1.705	=	1.023 SQ.M
6.	0.5 X 0.600 X 0.600	=	0.180 SQ.M
7.	0.5 X 2.248 X 1.124	=	1.263 SQ.M

TOTAL ADDITIONS = 4.961 SQ.M

**TYPE B UNIT  
DETAIL OF CUPBOARD AREA AND CUT OUT**

1.	1.285 X 0.600	=	0.771 SQ.M
2.	0.450 X 0.600	=	0.270 SQ.M
3.	0.450 X 0.600	=	0.270 SQ.M

TOTAL ADDITIONS = 1.311 SQ.M



**STAIR WELL  
AREA DETAIL**

**DETAIL OF FIRE STAIR CASE AREA OF GROUND FLOOR**

1.	2.450 X 4.255	=	10.425 SQ.M
2.	2.135 X 2.120	=	4.526 SQ.M
3.	0.5 X 2.120 X 2.120	=	2.247 SQ.M

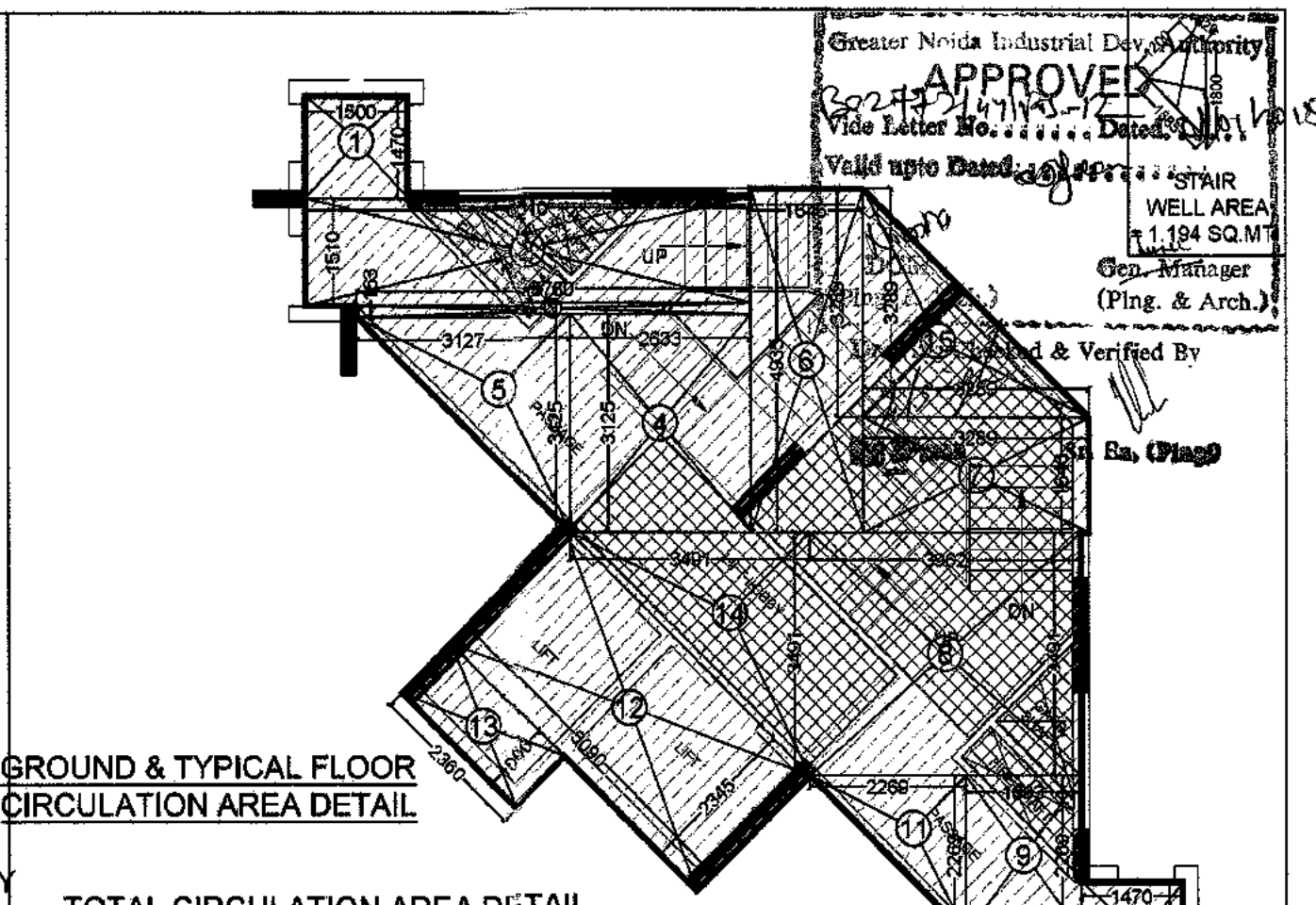
TOTAL ADDITIONS = 17.198 SQ.M

**FIRE STAIR CASE AREA OF 1st. FLOOR TO 14th Floor  
= GROUND FLOOR STAIR AREA - WELL AREA  
= 17.198 - 0.962 = 16.236 SQ.MT.**

**DETAIL OF LIFT CUTOFF AREA - NON FACILITY AREA**

1.	3.000 X 1.900	=	5.700 SQ.M
2.	2.000 X 2.500	=	5.000 SQ.M

TOTAL ADDITIONS = 10.700 SQ.M



**GROUND & TYPICAL FLOOR  
CIRCULATION AREA DETAIL**

**TOTAL CIRCULATION AREA DETAIL**

1.	1.95 X 1.47 X 2	=	4.410 SQ.M
2.	6.510 X 1.531	=	9.850 SQ.M
3.	5.760 X 0.163	=	0.939 SQ.M
4.	2.633 X 3.125	=	8.228 SQ.M
5.	0.5 X 3.127 X 3.125	=	4.856 SQ.M
6.	1.646 X 4.935	=	8.123 SQ.M
7.	3.289 X 1.646	=	5.414 SQ.M
8.	3.962 X 3.491	=	13.831 SQ.M
9.	1.693 X 2.269	=	3.841 SQ.M
10.	1.530 X 0.750	=	1.148 SQ.M
11.	0.5 X 2.269 X 2.269	=	2.574 SQ.M
12.	2.366 X 0.090	=	0.213 SQ.M
13.	1.000 X 2.360	=	2.360 SQ.M
14.	0.5 X 3.491 X 3.491	=	6.094 SQ.M
15.	0.5 X 3.289 X 3.289	=	5.409 SQ.M

TOTAL ADDITIONS = 89.023 SQ.M

**CIRCULATION AREA OF GROUND FLOOR  
= TOTAL CIRCULATION AREA - (FIRE STAIR  
+ LIFT LOBBY+SERVICE SHAFT AREA)  
89.023 - (8.757+17.198 + 4.961)  
89.023 - 30.916 = 58.107 SQ.MT.**

**CIRCULATION AREA OF 1st. FLOOR TO 20th FLOOR  
= TOTAL CIRCULATION AREA - (FIRE STAIR + LIFT LOBBY  
+ SERVICE SHAFT + LIFT CUTOFF + MAIN STAIR WELL AREA)  
89.023 - (8.757+17.198 + 10.700 + 4.961+1.194)  
89.023 - 42.81 = 46.213 SQ.MT.**

**AREA DETAILS (F.A.R.) GROUND FLOOR**

FLAT AREA	4No.	225.064 Sq. M	1.573 X 4 = 6.292
TYPE A	56.266		
TYPE B	62.37		
ENT. LOBBY	62.37		
TOTAL AREA (Flat)	5No.	349.804 Sq. M	1.311 X 5 = 6.555
CIRCULATION AREA OF 1st. FLOOR	1No.	58.107 Sq. M	
TOTAL 1st. FLOOR F.A.R. AREA		407.911 Sq. M	8.914 Sq. M

**TOTAL FACILITY AREA OF GROUND FLOOR  
= FIRE STAIR CASE + SERVICE SHAFT +  
LIFT LOBBY+CUPBOARD AREA = 16.236+4.961+8.757 + 9.914  
= 39.866 SQ.M.**

**AREA DETAILS (F.A.R.) 1st. TO 20th (TYP). FL**

FLAT AREA	6No.	124.74 Sq. M	1.311 X 2 = 2.622
A TYPE	56.266		
B TYPE	62.37		
TOTAL AREA (Flat)	6No.	349.804 Sq. M	
CIRCULATION AREA OF TYP. FLOOR	1No.	46.213 Sq. M	
TOTAL TYPICAL FLOOR F.A.R. AREA		396.017 Sq. M	8.914 Sq. M

ARCHITECT SIGN:

OWNER SIGN:

CLIENT: **M/S RADHEY KRISHNA TECHNO BUILD (P) Ltd.**  
B- 49, SECTOR 63, NOIDA, GAUTAM BUDDH NAGAR, U.P.

ARCHITECTS: **DAAT**  
**DAAT INDIA PRIVATE LIMITED**  
S- 33, Greater Kailash-II, New Delhi-110048  
Tel : 41638814/15, E-mail : daatindia@rediffmail.com

PROJECT: **REVISED SANCTION PLAN FOR GROUP HOUSING OF CASA GREEN - 1**  
PLOT NO. - 04A, SECTOR -16, GREATER NOIDA, GAUTAM BUDDH NAGAR, U.P.

**SUBMISSION DRAWING**

SHEET TITLE: **TOWER -T-1 (G+20)  
GROUND & TERRACE FLOOR PLAN  
& AREA DETAIL**

SCALE: 1:100

CODE: \_\_\_\_\_

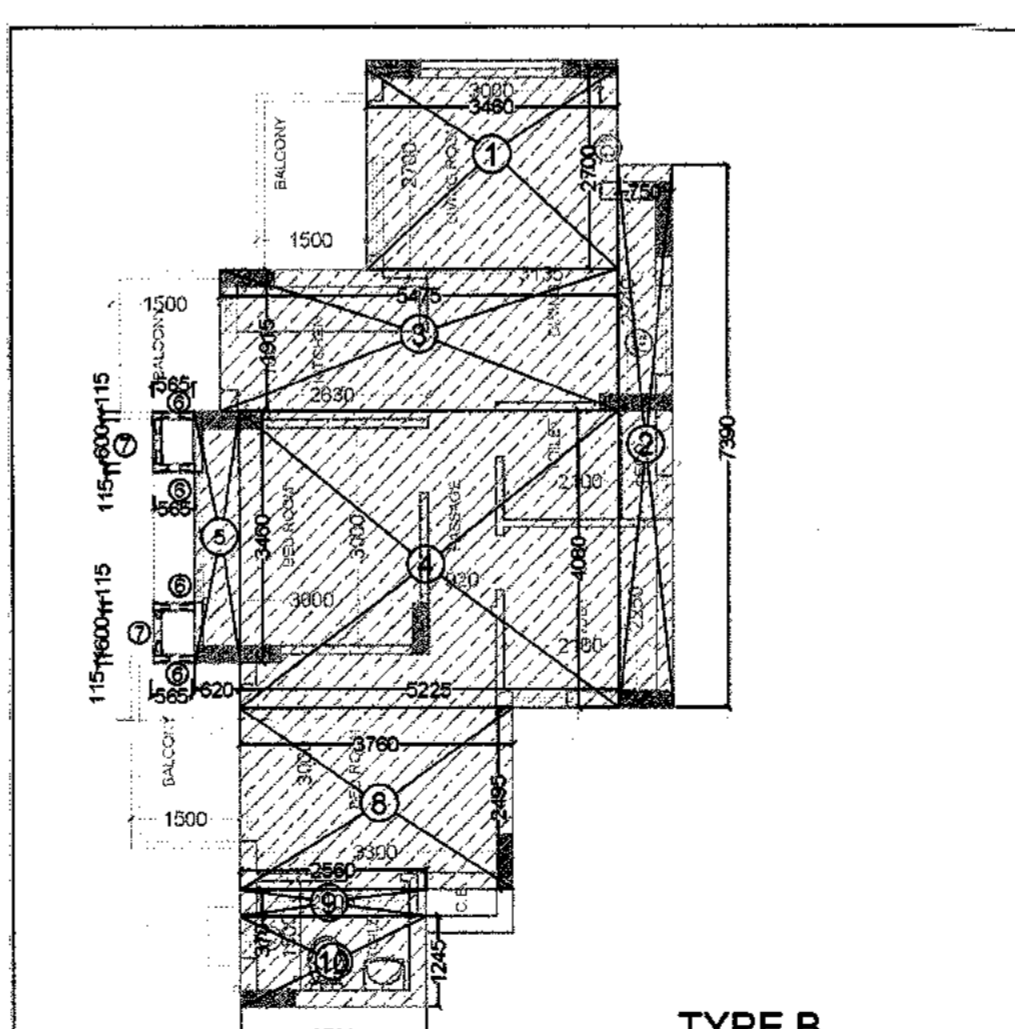
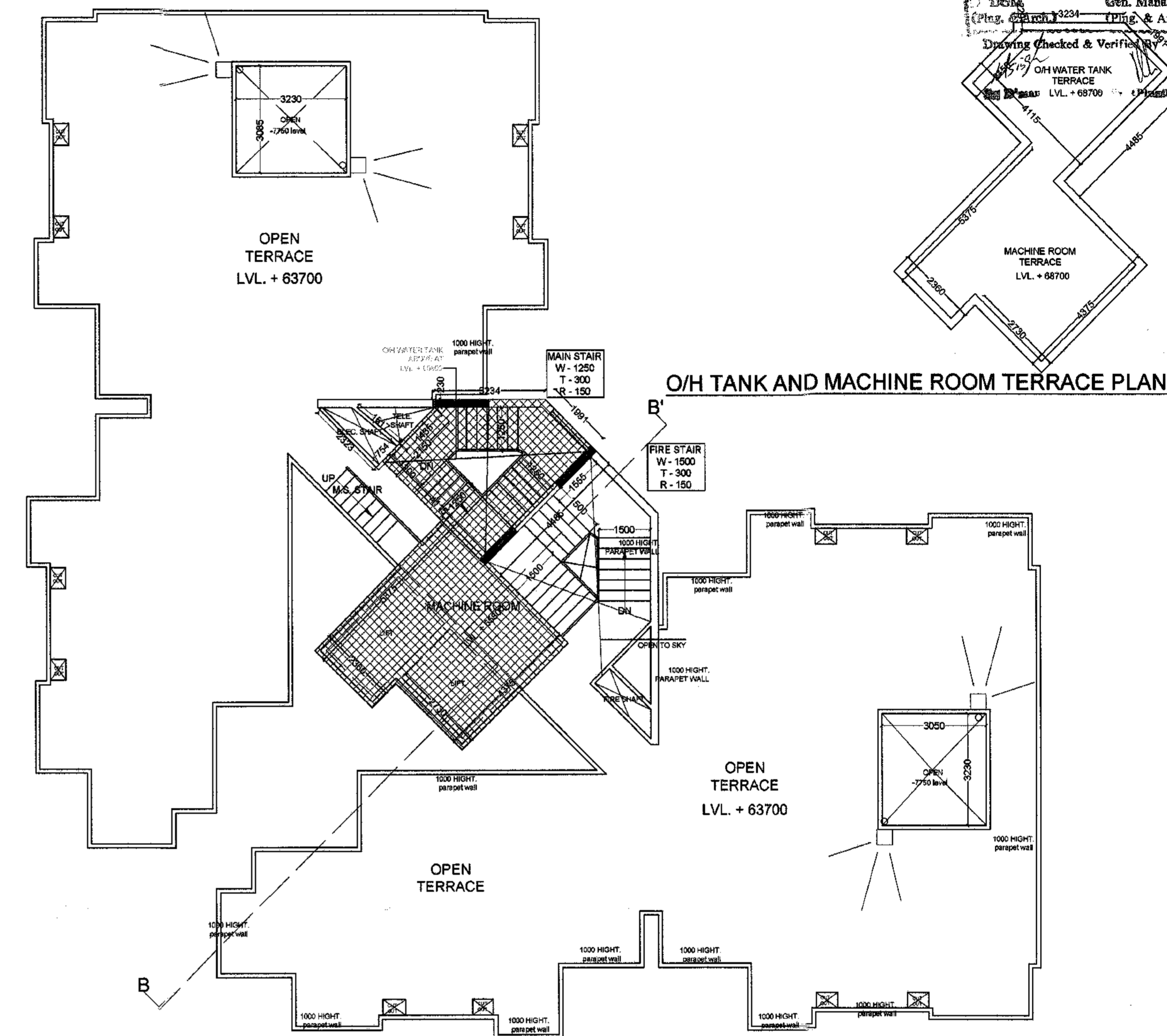
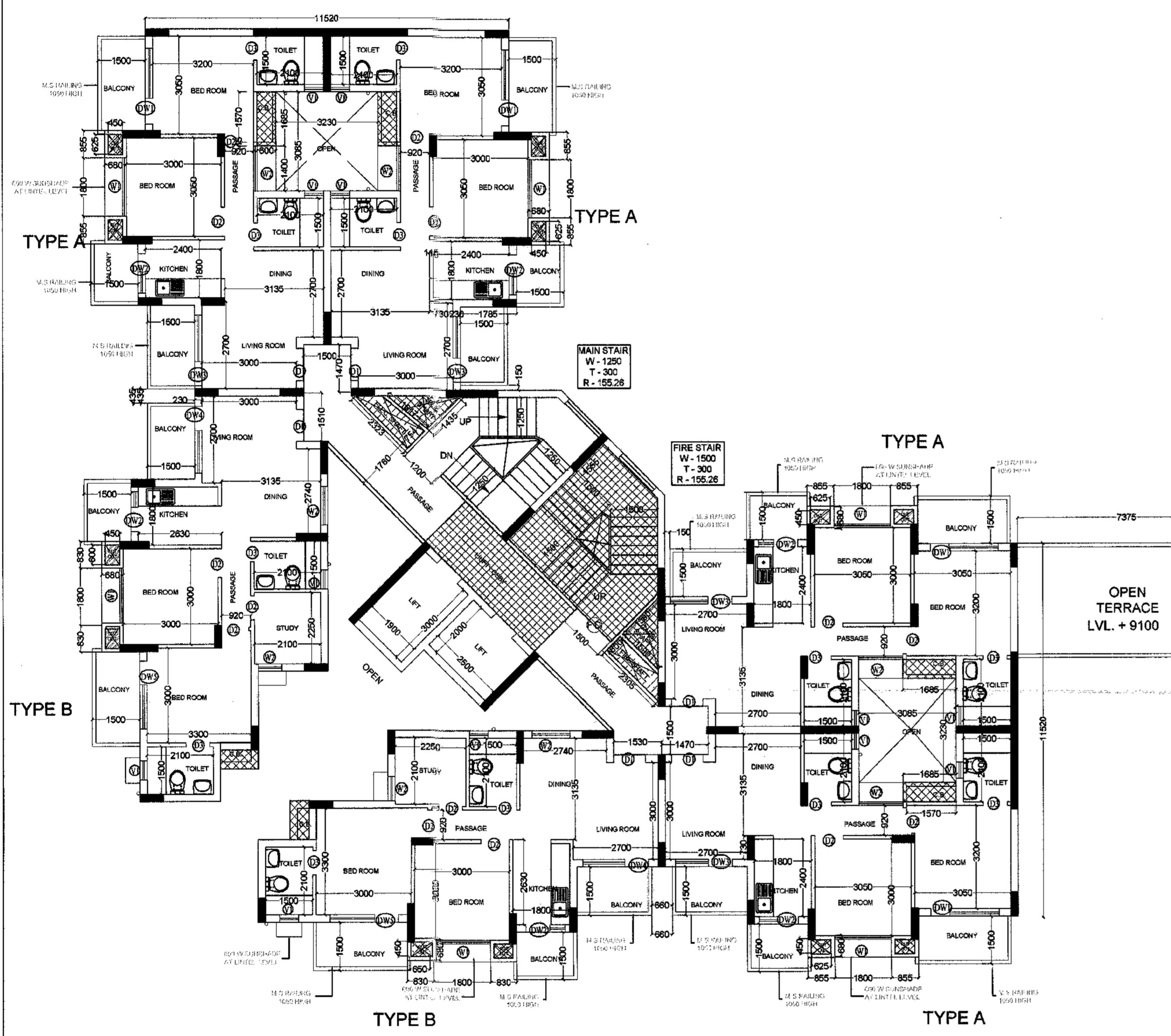
DEALT: \_\_\_\_\_

CHKD: \_\_\_\_\_

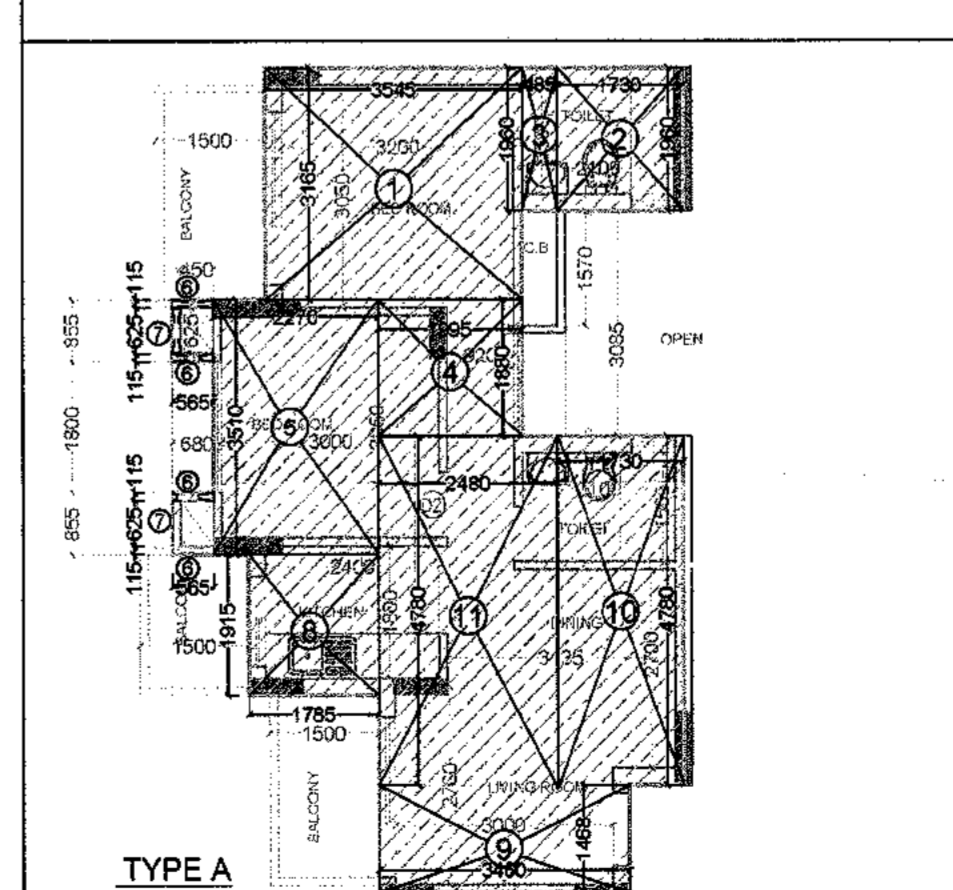
DATE: \_\_\_\_\_

DWG NO. **07**

Greater Noida Industrial Township  
 APPROVED  
 Vide Letter No. .... Dated. 01/04/15  
 Valid upto Dated. 01/04/15  
 Gen. Manager  
 (Eng. & Arch.)  
 Drawing Checked & Verified  
 O/H WATER TANK  
 TERRACE  
 LVL. + 68700



1.	3.460 X 2.700	9.342 SQ.M
2.	0.750 X 7.390	5.542 SQ.M
3.	5.475 X 1.915	10.480 SQ.M
4.	5.225 X 4.080	21.318 SQ.M
5.	0.620 X 3.460	2.145 SQ.M
6.	0.565 X 0.115 X 4	0.250 SQ.M
7.	0.965 X 0.115 X 2	0.138 SQ.M
8.	3.845 X 2.345	9.016 SQ.M
9.	2.580 X 0.370	0.947 SQ.M
10.	2.360 X 1.245	2.937 SQ.M
TOTAL ADDITIONS =		€2.37 SQ.M



1.	3.545 X 3.165	11.219 SQ.M
2.	1.730 X 1.960	3.391 SQ.M
3.	0.485 X 1.960	0.950 SQ.M
4.	1.995 X 1.880	3.750 SQ.M
5.	2.270 X 3.510	7.967 SQ.M
6.	0.565 X 0.115 X 4	0.250 SQ.M
7.	0.115 X 0.625 X 2	0.103 SQ.M
8.	1.785 X 1.915	3.418 SQ.M
9.	3.460 X 1.470	5.086 SQ.M
10.	1.730 X 4.780	8.269 SQ.M
11.	2.480 X 4.780	11.854 SQ.M
TOTAL ADDITIONS =		56.266 SQ.M

ARCHITECT SIGN: OWNER SIGN:

CLIENT:  
**M/S RADHEY KRISHNA TECHNO BUILD (P) Ltd.**  
 B- 49, SECTOR 63, NOIDA, GAUTAM BUDH NAGAR, U.P.

ARCHITECTS:  
**DAAT**  
**DAAT INDIA PRIVATE LIMITED**  
 S- 33, Greater Kailash-II, New Delhi-110048  
 Tel : 41638814/15, E-mail : daatindia@rediffmail.com

PROJECT:  
 REVISED SANCTION PLAN FOR GROUP HOUSING OF  
**CASA GREEN - 1**  
 PLOT NO. - 04A, SECTOR -16, GREATER NOIDA, GAUTAM BUDH NAGAR, U.P.

**SUBMISSION DRAWING**

SHEET TITLE:  
 TOWER -T-1 (G+20)  
 1st. TO 20th (TYP). FLOOR PLAN & AREA DETAIL

SCALE: 1:100

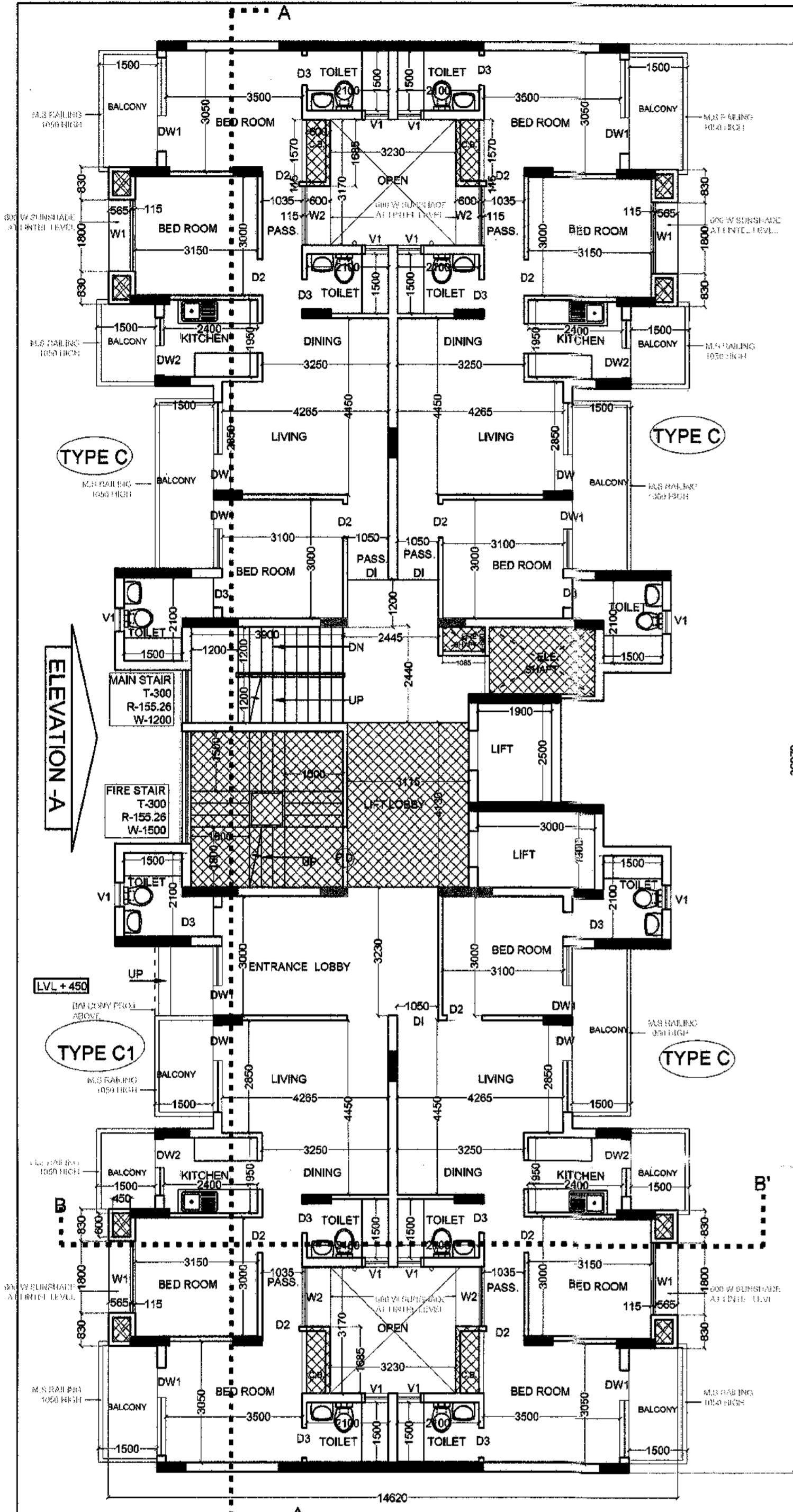
CODE: \_\_\_\_\_

DEALT: \_\_\_\_\_

CHKD: \_\_\_\_\_

DATE: \_\_\_\_\_

DWG NO. 08



**TOWER -T-2 (G+23)  
TOWER -T-2 AND T-3 (G+23) ARE SAME  
GROUND FLOOR PLAN**

**TOWER -T-2 AND T-3 (G+23) ARE SAME**

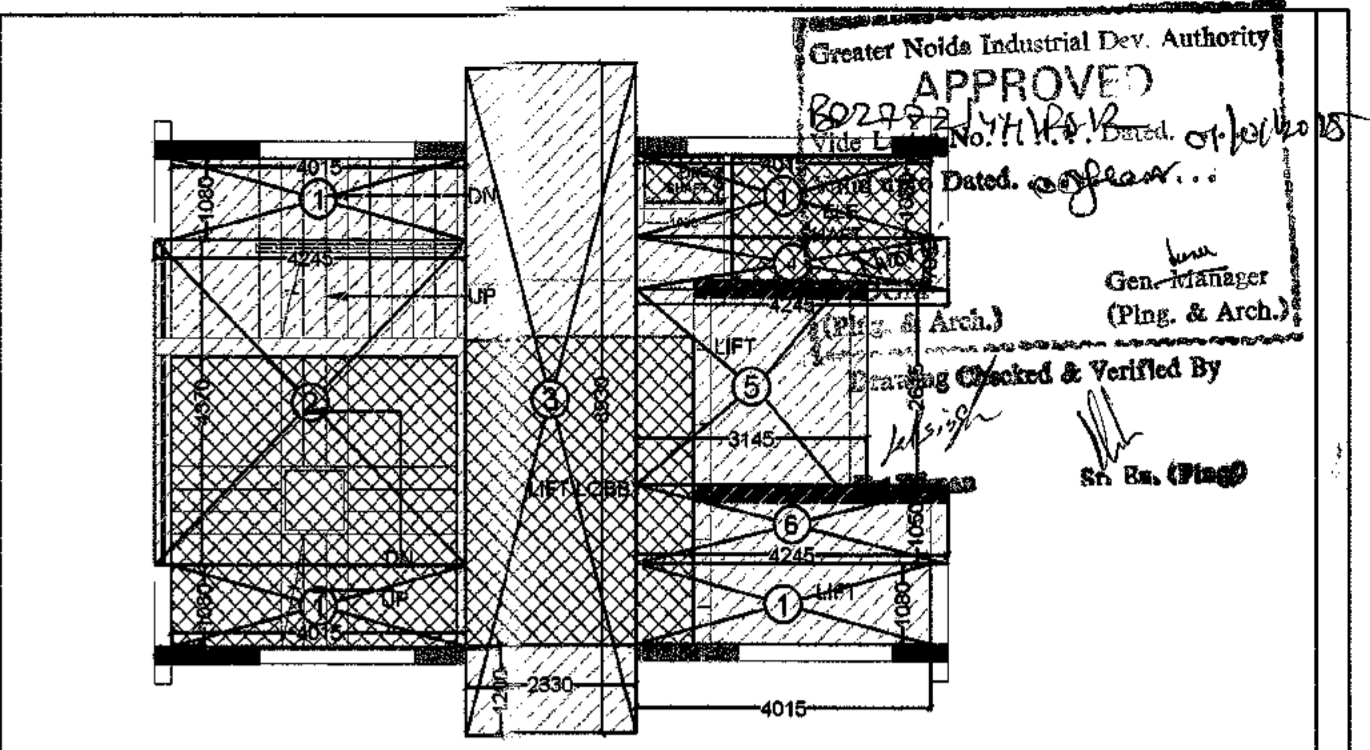
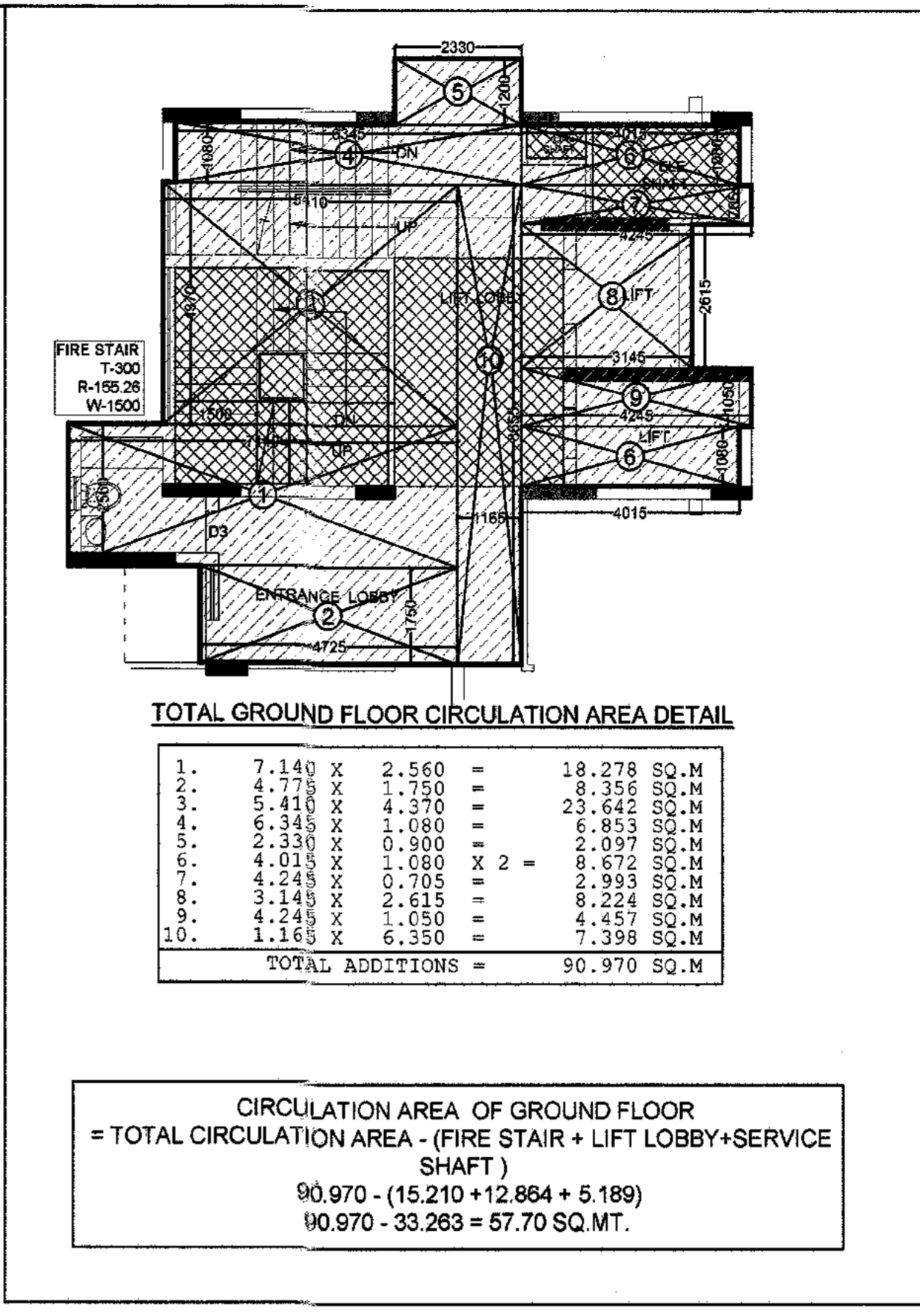
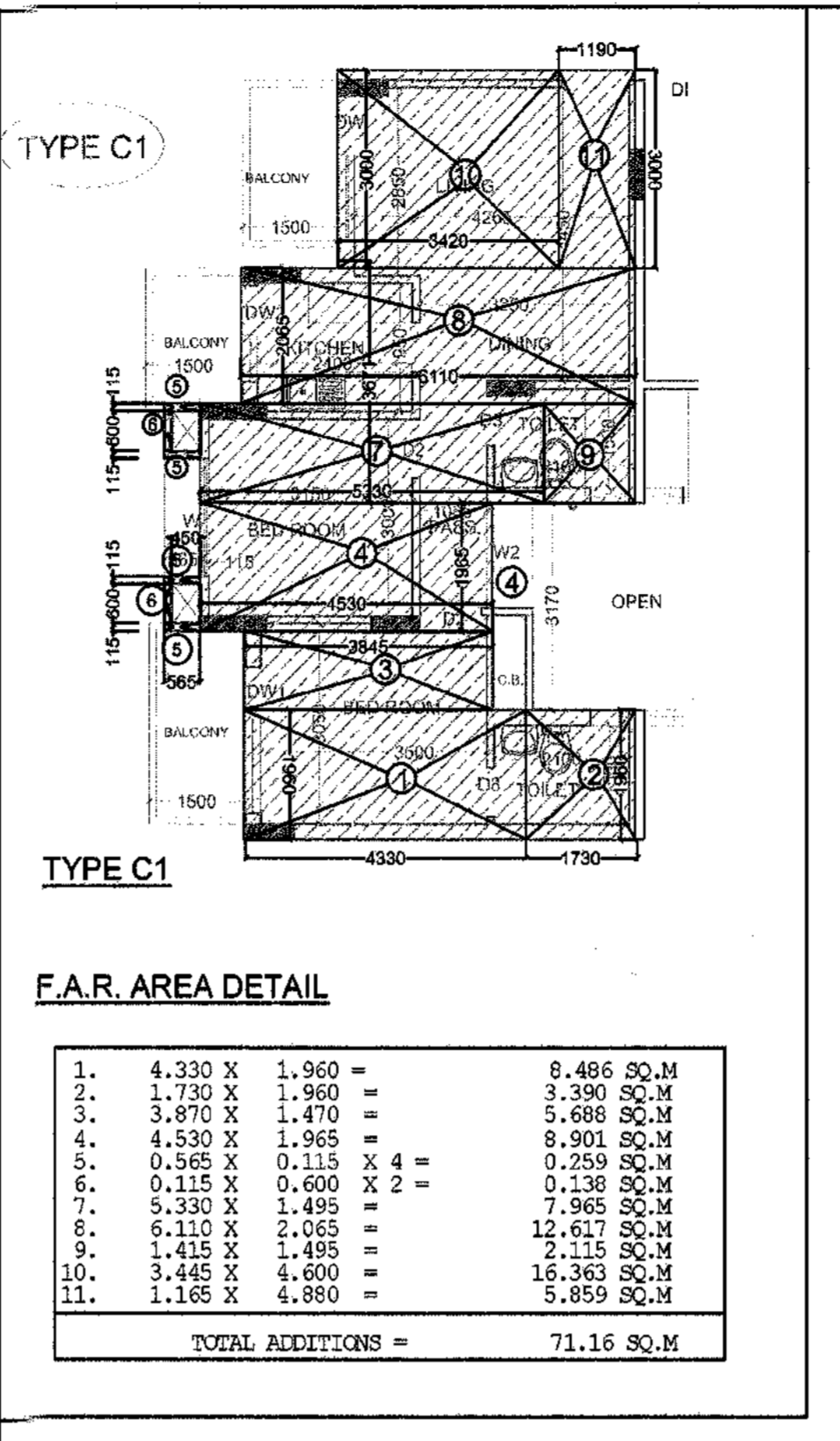
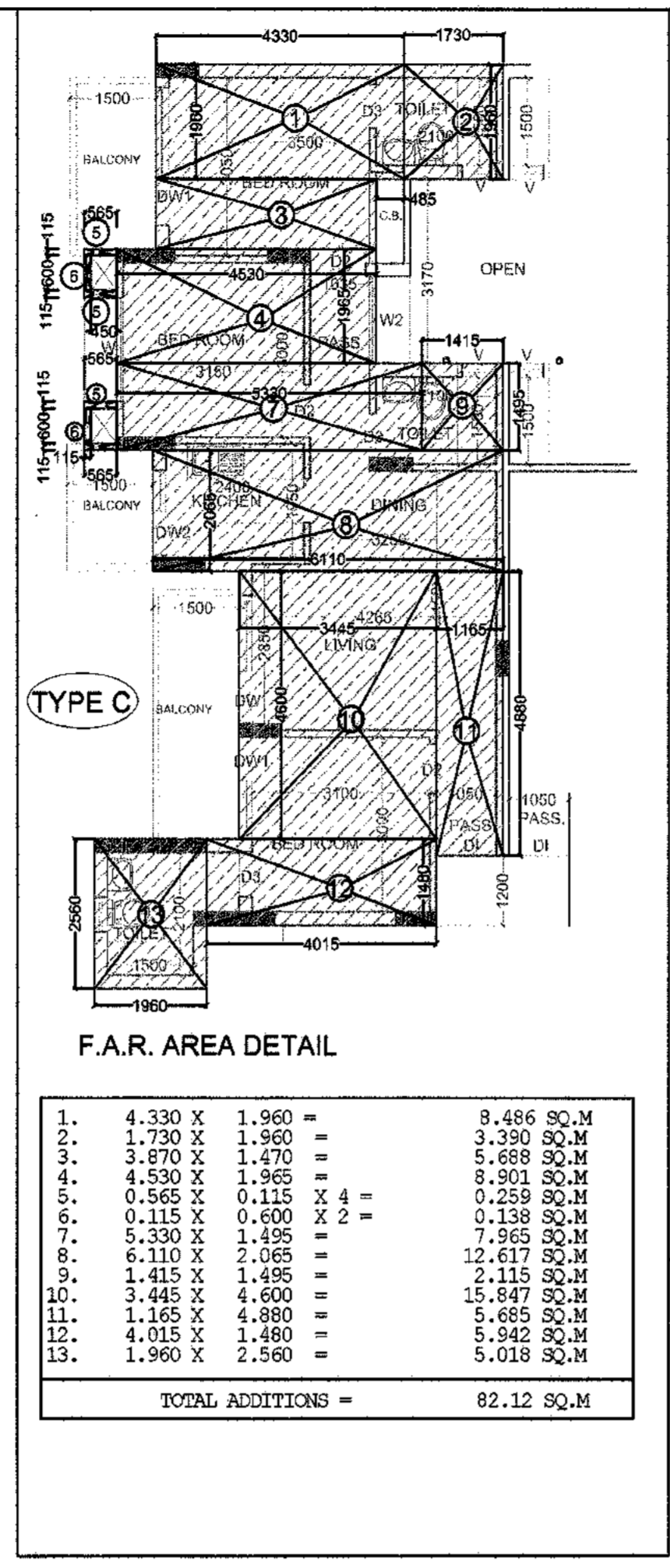
**TOTAL ALL FLOOR F.A.R. AREA -**  
GROUND FLOOR = 375.01 SQ.MT.  
1st. TO 23 th. FLOOR AREA = 356.863 X 23 = 8207.849 SQ.MT.  
TOTAL F.A.R. AREA = 8622.859 SQ.MT.

**TOTAL ALL FLOOR FACILITY AREA -**  
GROUND FLOOR FACILITY AREA = 39.467 SQ.MT.  
1st. TO 23 th. FLOOR AREA = 38.827 X 23 = 893.021 SQ.MT.  
TOTAL FACILITY AREA = 932.488 SQ.MT.

**TERRACE (MUMTY & M/C) = 14.582+30.522 = 45.084 SQ.MT.  
TOTAL FACILITY AREA INCL. TERR. = 977.57 SQ.MT.**

**TOTAL ALL FLOOR UNITS -**  
GROUND FLOOR = 4 UNITS  
1st. TO 23 th. FLOOR AREA = 4 X 23 = 92 UNITS  
TOTAL UNIT = 96 UNITS

**TOTAL GROUND COVERAGE OF THE TOWER =  
F.A.R. AREA OF GROUND FLOOR  
+ FACILITY AREA OF GROUND FLOOR  
375.01+ 39.477 = 414.477 SQ.MT.**

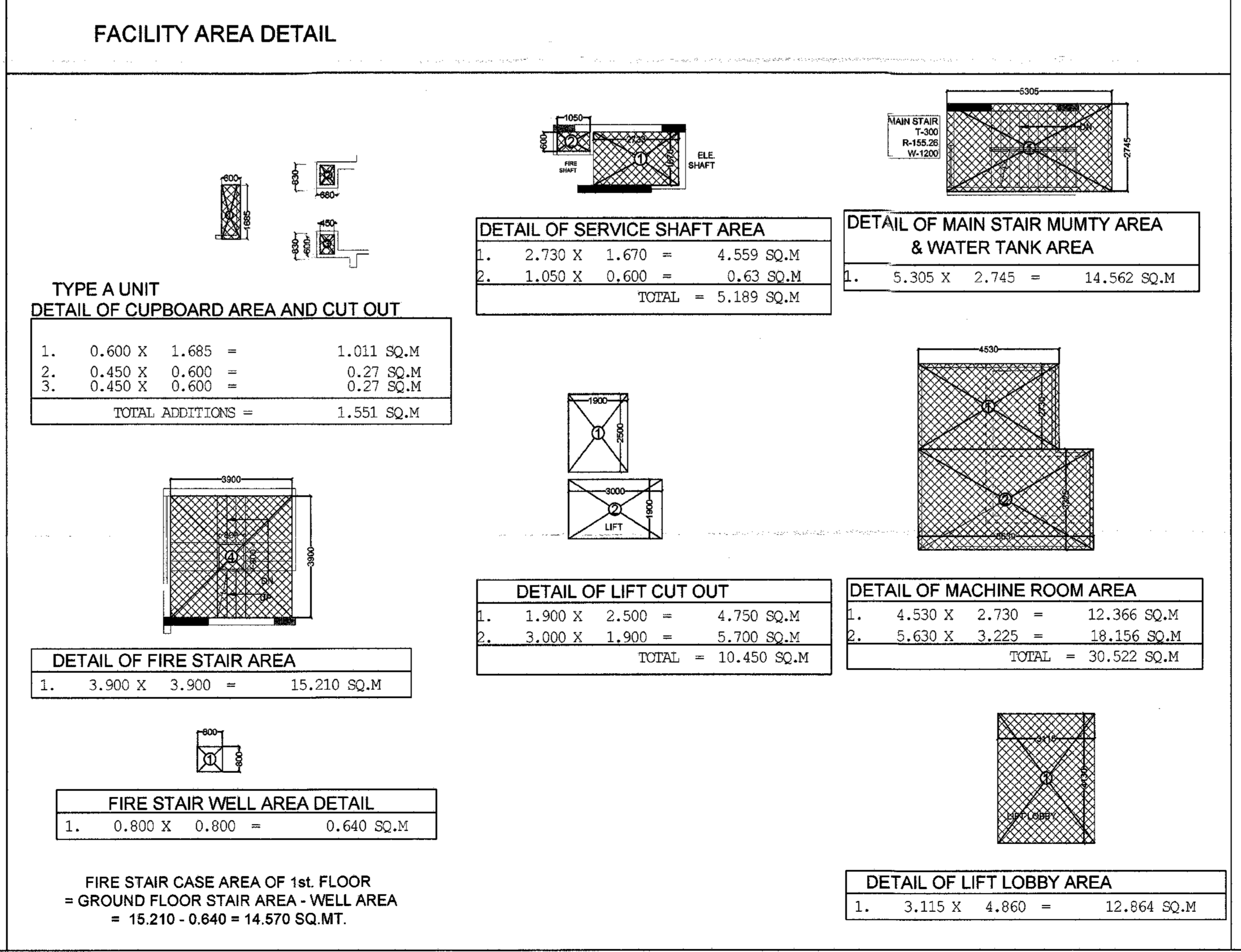


**AREA DETAILS (F.A.R.) GROUND FLOOR TOTAL CUPBOARD AREA**

FLAT AREA	TYPE C	3No.	246.15 Sq. M	1.551 X4 = 6.204 SQ.MT.
TYPE C	82.05	3No.	246.15 Sq. M	1.551 X4 = 6.204 SQ.MT.
TYPE C1	71.16	1No.	71.16 Sq. M	
<b>TOTAL AREA (Flat)</b> 4No. 317.31 Sq. M				
CIRCULATION AREA OF GROUND FLOOR	56.132 Sq.M	1No.	57.70 Sq.M	6.204 Sq.M
<b>TOTAL GROUND FLOOR F.A.R. AREA</b> 375.01 Sq.M				

**TOTAL FACILITY AREA OF GROUND FLOOR  
= FIRE STAIR CASE + SERVICE SHAFT + LIFT LOBBY+CUPBOARD AREA  
= 15.210 + 5.189+12.864 +6.204 = 39.467 SQ.M.**

**TOTAL FACILITY AREA OF 1st. TO 23 th. FLOOR  
= FIRE STAIR CASE + SERVICE SHAFT + LIFT LOBBY+CUPBOARD  
= 14.570 + 5.189+12.864 +6.204 = 38.827 SQ.M.**



**AREA DETAILS (F.A.R.) 1st. TO 23 th. FLOOR TOTAL CUPBOARD AREA**

FLAT AREA	TYPE C	4No.	328.20 Sq. M	1.551 X4 = 6.204 SQ.MT.
TYPE C	82.05	4No.	328.20 Sq. M	1.551 X4 = 6.204 SQ.MT.
<b>TOTAL AREA (Flat)</b> 4No. 328.20 Sq. M				
CIRCULATION AREA OF TYP. FLOOR	26.389 Sq.M	1No.	28.663 Sq.M	6.204 Sq.M
<b>TOTAL TYP. FLOOR F.A.R. AREA</b> 356.863 Sq.M				

ARCHITECT SIGN:

OWNER SIGN:

CLIENT:-  
**M/S RADHEY KRISHNA TECHNO BUILD (P) Ltd.**  
B- 49, SECTOR 63, NOIDA, GAUTAM BUDH NAGAR, U.P.

ARCHITECTS:-  
**DAAT**  
DAAT INDIA PRIVATE LIMITED  
S- 33, Greater Kailash-II, New Delhi-110048  
Tel.:41638814/15, E-mail: daatindia@rediffmail.com

PROJECT:-  
**REVISED SANCTION PLAN FOR GROUP HOUSING OF CASA GREEN - 1**  
PLOT NO. - 04A, SECTOR -16, GREATER NOIDA, GAUTAM BUDH NAGAR, U.P.

**SUBMISSION DRAWING**

SHEET TITLE:-  
**TOWER -T-2 (G+23)  
GROUND FLOOR PLAN & AREA DETAIL  
TOWER -T-2 AND T-3 (G+23) ARE SAME**

SCALE: 1:100

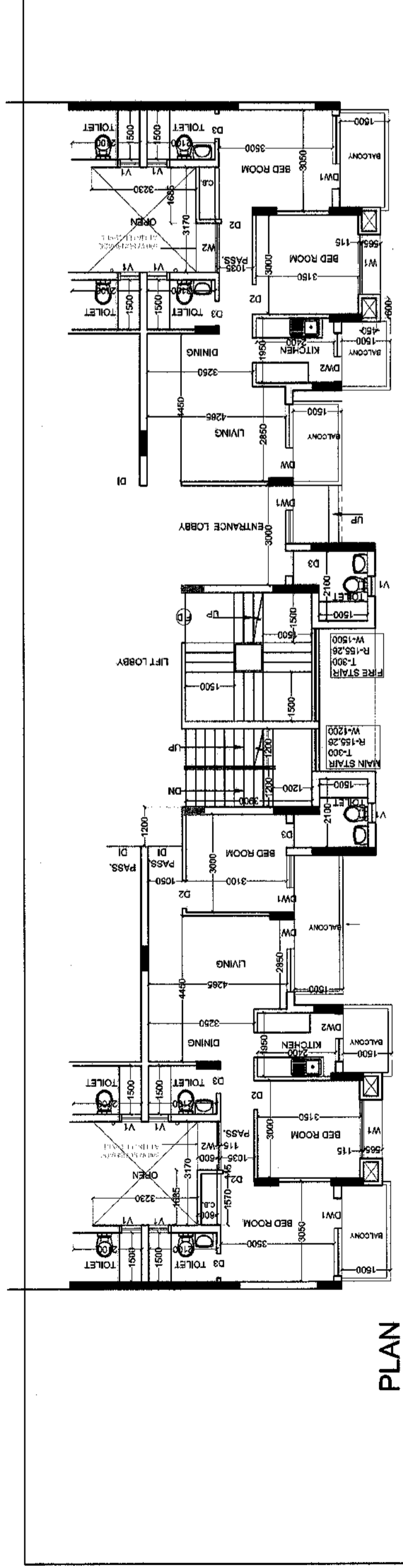
CODE: \_\_\_\_\_

DEALT: \_\_\_\_\_

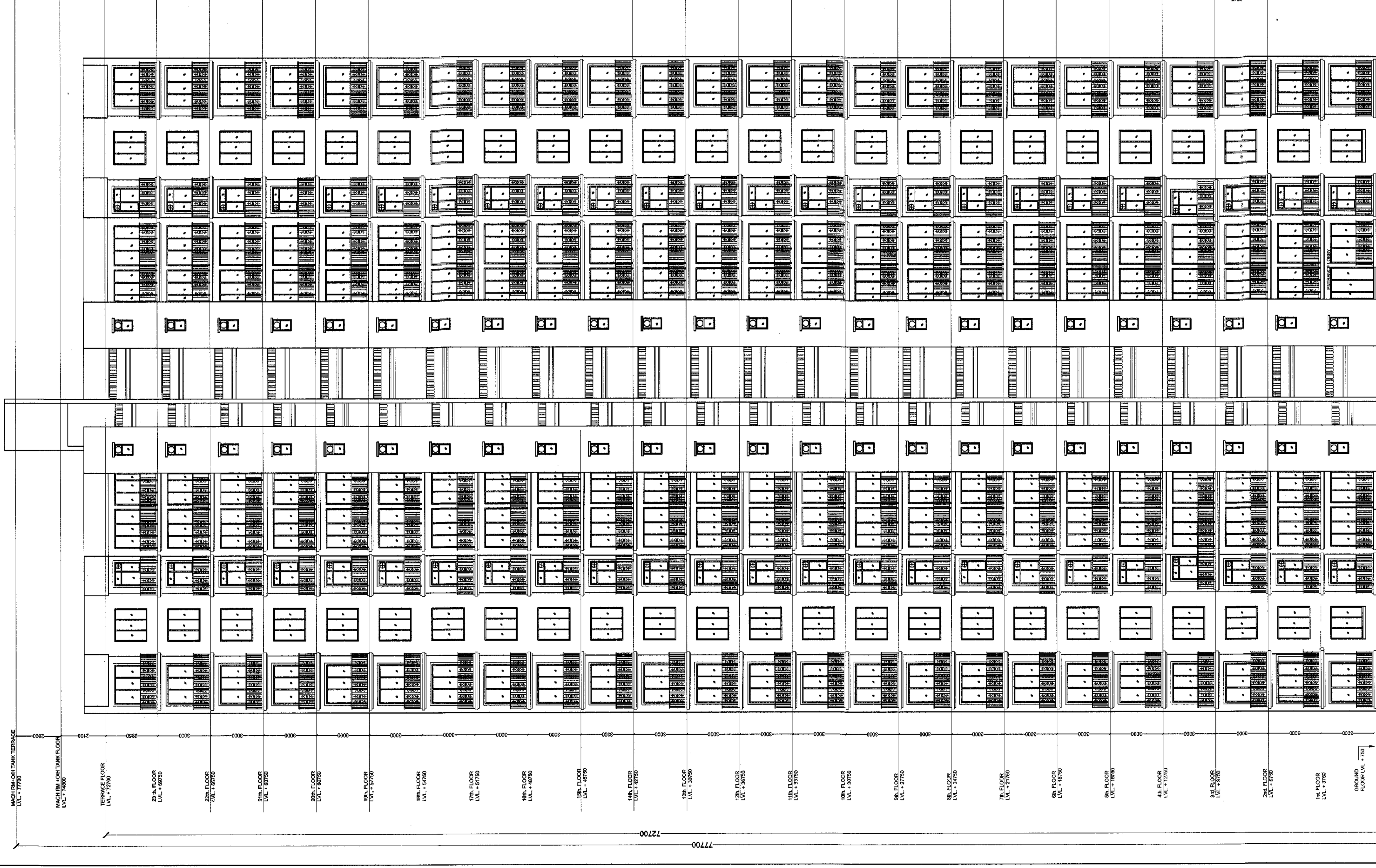
CHKD: \_\_\_\_\_

DATE: \_\_\_\_\_

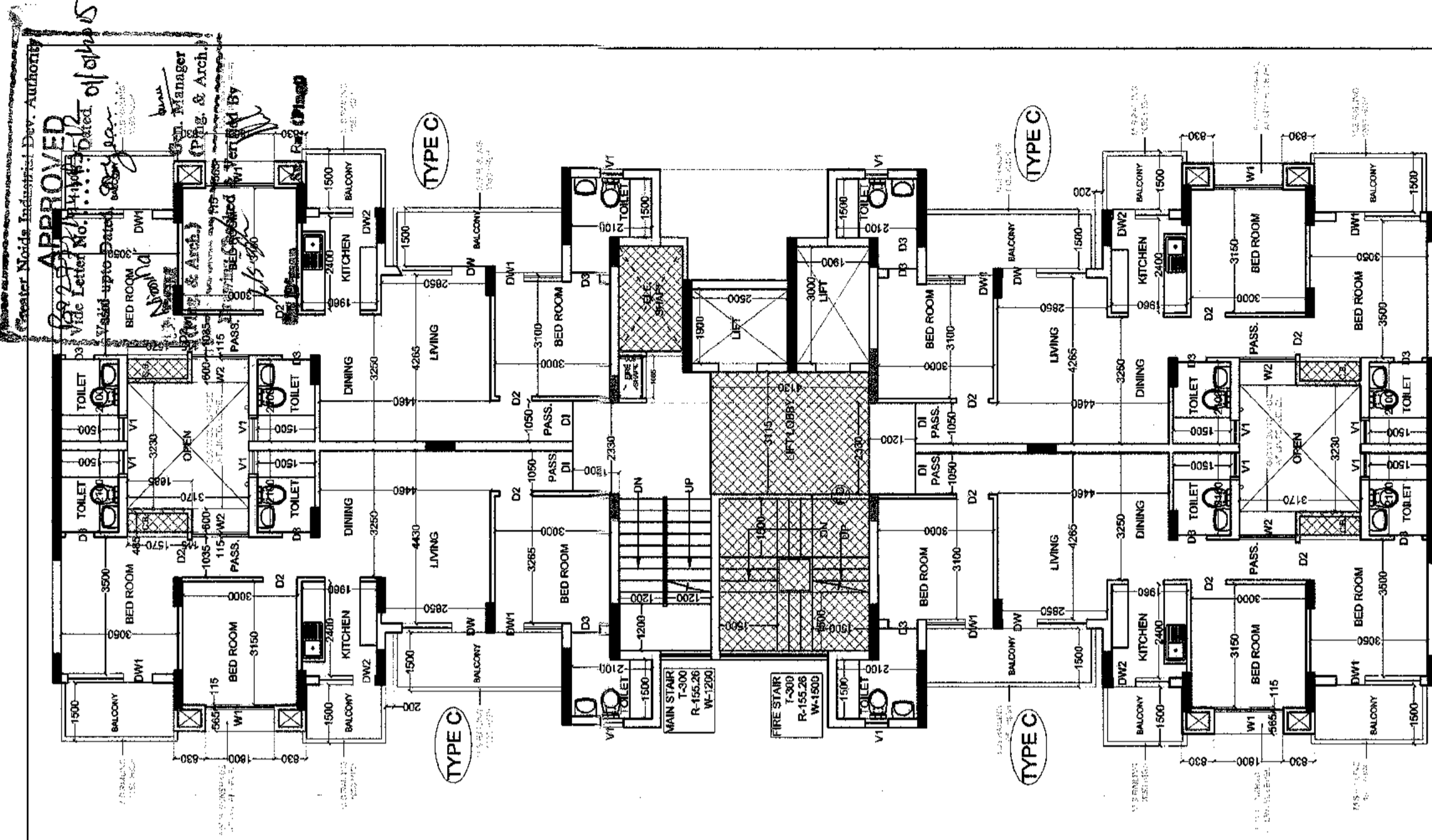
DWG NO. 11



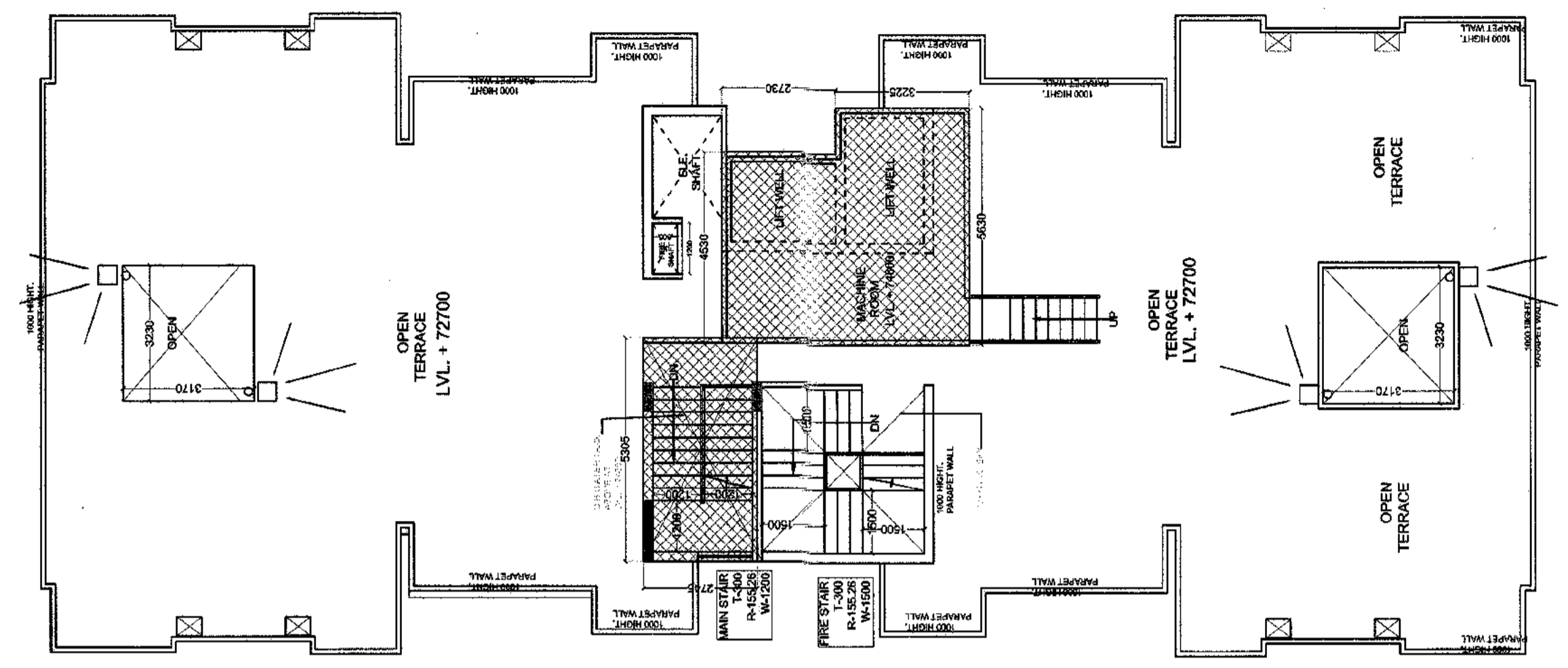
PLAN



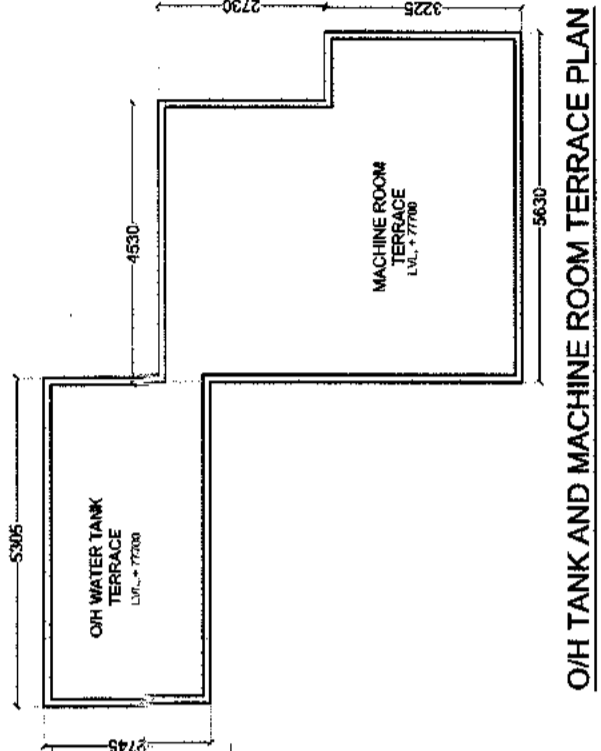
ELEVATION - A-A



TOWER-T-2 (G+23)  
TOWER-T-2 AND T-3 (G+23) ARE SAME  
TYPICAL FLOOR PLAN (1st. TO 23th.)



TERRACE FLOOR PLAN



OH/TANK AND MACHINE ROOM TERRACE PLAN

CLIENT- **M/S RADHEY KRISHNA TECHNO**  
B-48, SECTOR-48, GATEWAY INDUSTRIAL ESTATE,  
NAGAR, U.P.


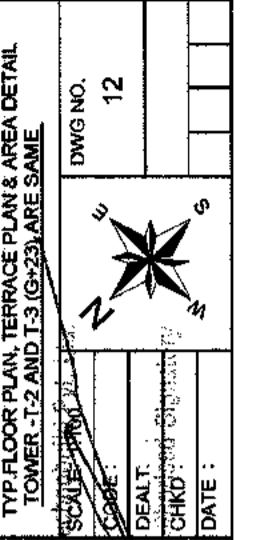
ARCHITECTS- **DAAT**  
**DAAT INDIA PRIVATE LIMITED**  
Tel: 9163881416, E-mail: daatindia@daatindia.com

PROJECT- **REVISD BANGLOW PLAN FOR GROUP HOUSING OF**  
**CASA GREEN - 1**  
**GAUTAM BUDDH NAGAR, U.P.**

SHEET TITLE- **OH/TANK AND MACHINE ROOM TERRACE PLAN & AREA DETAIL**  
**TOWER-T-2 AND T-3 (G+23) ARE SAME**

DATE: \_\_\_\_\_  
DRAWN BY: \_\_\_\_\_  
CHECKED BY: \_\_\_\_\_  
DATE: \_\_\_\_\_

DWG NO. 12



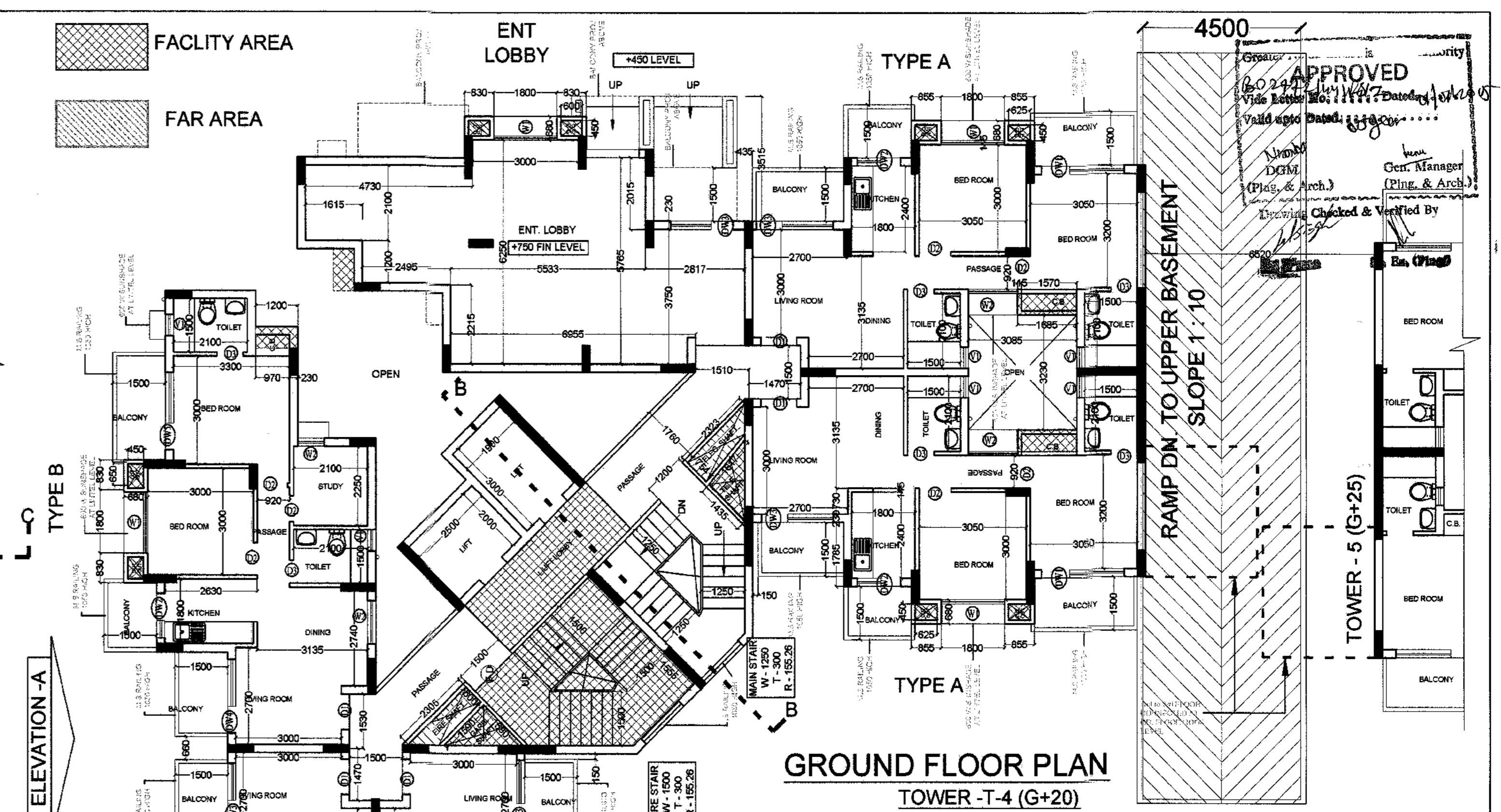
For Radhey Krishna  
DAAT INDIA PRIVATE LIMITED



1st. TO 3rd. FLOOR PLAN  
TOWER-T4 (G+20)

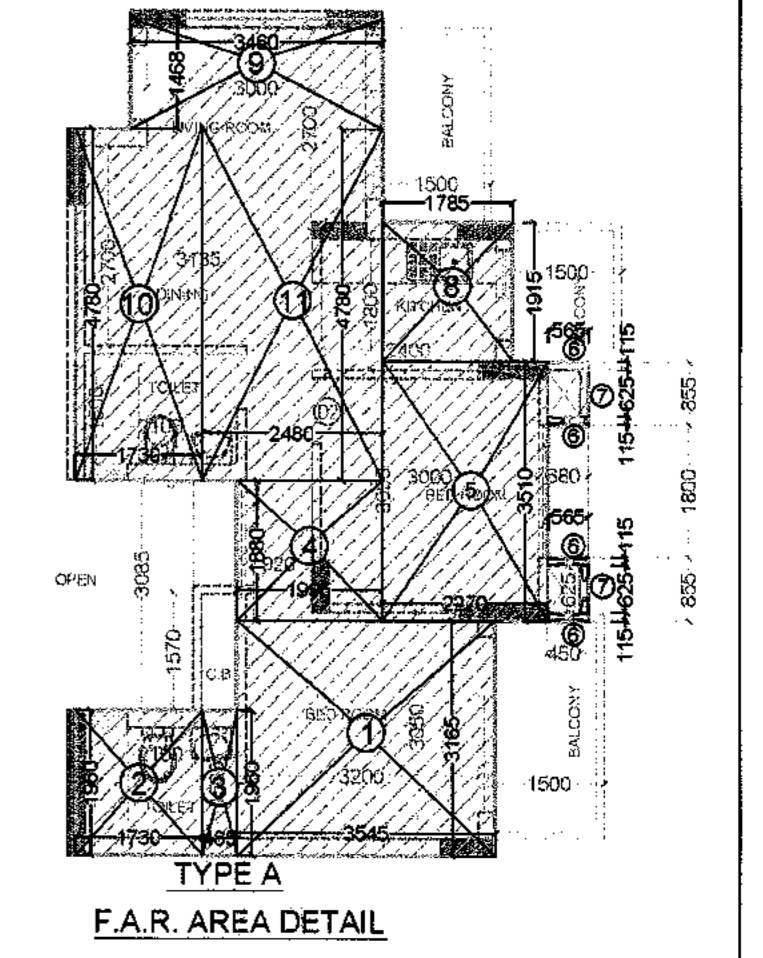
TYPE	SIZE	CILL.LVL.	LINTEL LVL.
D1	1050 X 2500	-----	2500
D2	900 X 2100	-----	2100
D3	750 X 2100	-----	2100
W1	1800 X 1800	600	2500
W2	1385 X 800	600	2500
W3			
DW1	2250 X 2500	450	2500
DW2	1350 X 2500	1150	2500
DW3	1800 X 2500	450	2500
DW4	1800 X 2500	450	2500
DW5	1950 X 2500	450	2500
V1	600 X 1000	1900	2500

**TOWER-T4 (G+20)**  
 TOTAL ALL FLOOR F.A.R. AREA = 407.911 SQ.MT.  
 GROUND FLOOR F.A.R. AREA = 407.623 X 3 = 1222.869 SQ.MT.  
 1st. TO 3rd. FLOOR AREA = 396.017 X 17 = 6732.289 SQ.MT.  
 TOTAL F.A.R. AREA = 8363.086 SQ.MT.  
 TOTAL ALL FLOOR FACILITY AREA = 39.83 SQ.MT.  
 GROUND FLOOR FACILITY AREA = 39.83 X 3 = 119.49 SQ.MT.  
 1st. TO 20th. FLOOR AREA = 36.88 X 20 = 737.72 SQ.MT.  
 TERRACE (MUMTY & MIC) = 16.698 X 24.82 = 41.318 SQ.MT.  
 TOTAL FACILITY AREA INCL. TERR. = 854.898 SQ.MT.  
 TOTAL ALL FLOOR UNITS = 5  
 GROUND FLOOR = 5 UNITS  
 1st. TO 20th. FLOOR AREA = 6 X 20 = 120 UNITS  
 TOTAL UNITS = 120+5 = 125 UNITS  
 TOTAL GROUND COVERAGE OF THE TOWER = F.A.R. AREA OF GROUND FLOOR + FACILITY AREA OF GROUND FLOOR = 407.911 + 39.83 = 447.741 SQ.MT.

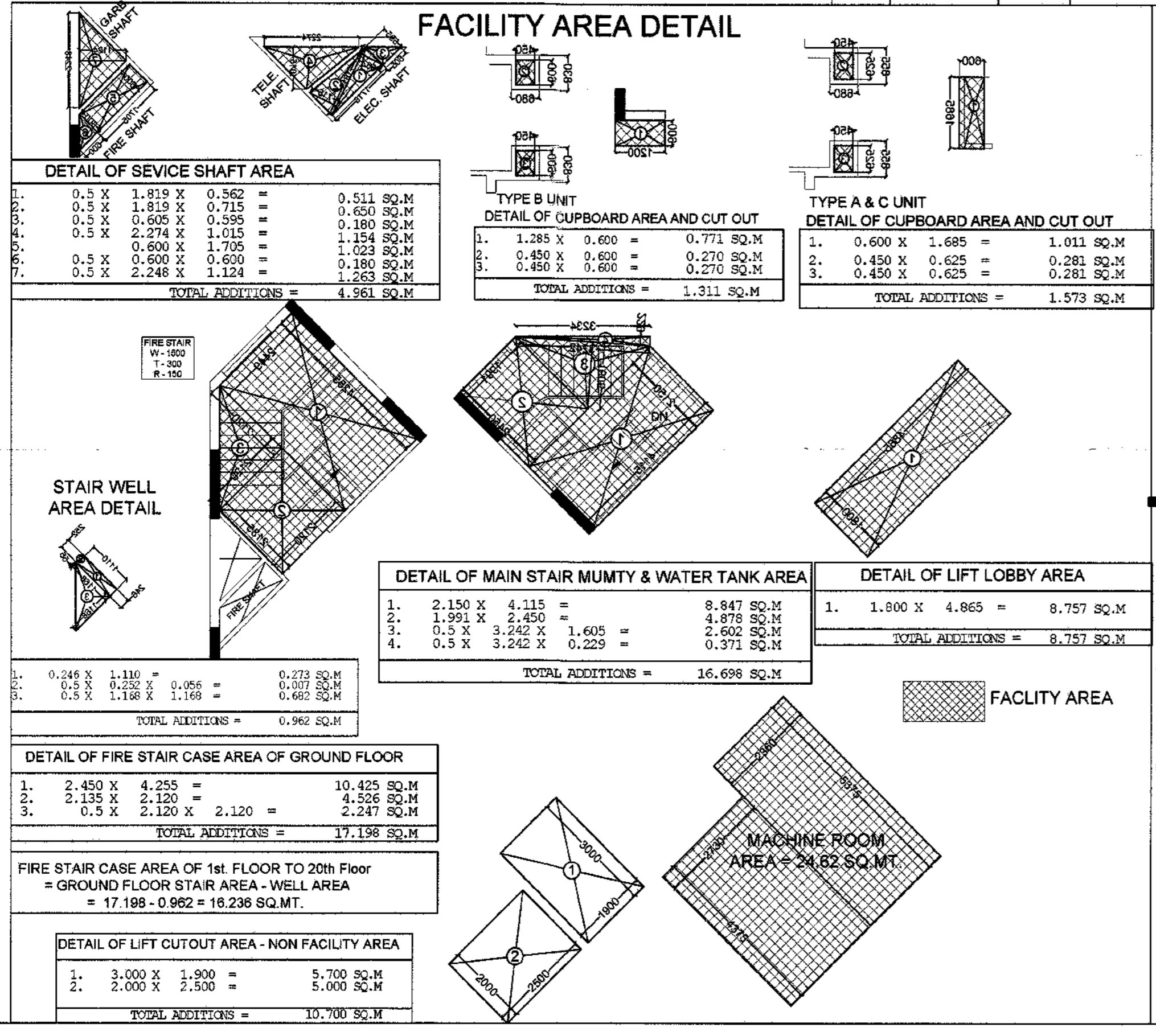


GROUND FLOOR PLAN  
TOWER-T4 (G+20)

TYPE	SIZE	CILL.LVL.	LINTEL LVL.	AREA
1	3.445 X 3.165			11.219 SQ.M
2	1.730 X 3.265			5.650 SQ.M
3	0.485 X 0.960			0.466 SQ.M
4	0.270 X 0.510			0.138 SQ.M
5	0.115 X 0.225			0.026 SQ.M
6	1.785 X 1.915			3.418 SQ.M
7	3.460 X 1.470			5.086 SQ.M
8	1.730 X 4.780			8.269 SQ.M
9	2.480 X 4.780			11.854 SQ.M
TOTAL ADDITIONS				56.266 SQ.M



F.A.R. AREA DETAIL



**DETAIL OF SERVICE SHAFT AREA**

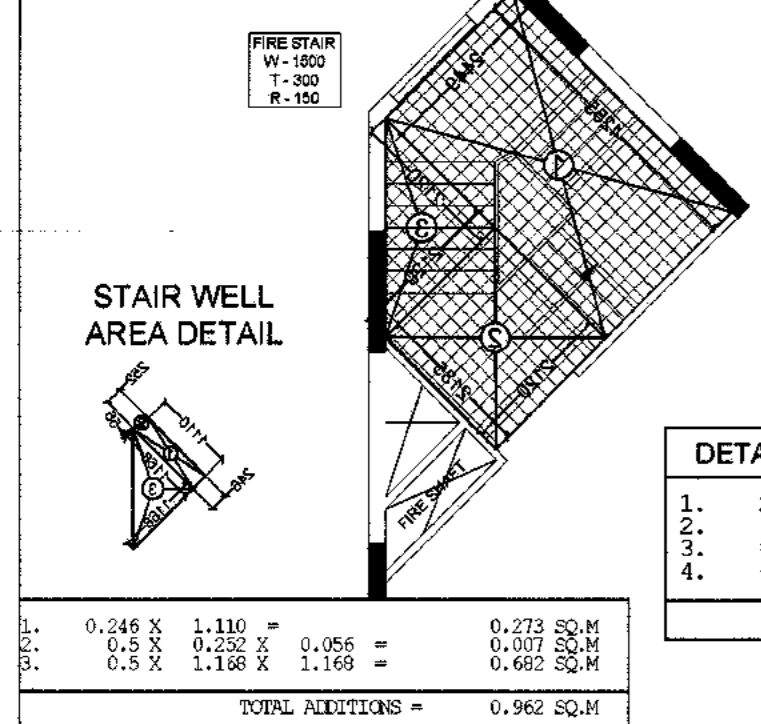
1.	0.5 X 1.819 X 0.562	=	0.511 SQ.M
2.	0.5 X 1.819 X 0.715	=	0.650 SQ.M
3.	0.5 X 0.605 X 0.555	=	0.180 SQ.M
4.	0.5 X 2.274 X 1.015	=	1.153 SQ.M
5.	0.600 X 1.705	=	1.023 SQ.M
6.	0.5 X 0.600 X 0.600	=	0.180 SQ.M
7.	0.5 X 2.248 X 1.124	=	1.263 SQ.M
TOTAL ADDITIONS		=	4.561 SQ.M

**TYPE B UNIT DETAIL OF CUPBOARD AREA AND CUT OUT**

1.	1.285 X 0.600	=	0.771 SQ.M
2.	0.450 X 0.600	=	0.270 SQ.M
3.	0.450 X 0.600	=	0.270 SQ.M
TOTAL ADDITIONS		=	1.311 SQ.M

**TYPE A & C UNIT DETAIL OF CUPBOARD AREA AND CUT OUT**

1.	0.600 X 1.685	=	1.011 SQ.M
2.	0.450 X 0.625	=	0.281 SQ.M
3.	0.450 X 0.625	=	0.281 SQ.M
TOTAL ADDITIONS		=	1.573 SQ.M



**DETAIL OF MAIN STAIR MUMTY & WATER TANK AREA**

1.	2.150 X 4.115	=	8.847 SQ.M
2.	1.391 X 2.450	=	4.878 SQ.M
3.	0.5 X 3.242 X 1.605	=	1.602 SQ.M
4.	0.5 X 3.242 X 0.225	=	0.371 SQ.M
TOTAL ADDITIONS		=	16.698 SQ.M

**DETAIL OF LIFT LOBBY AREA**

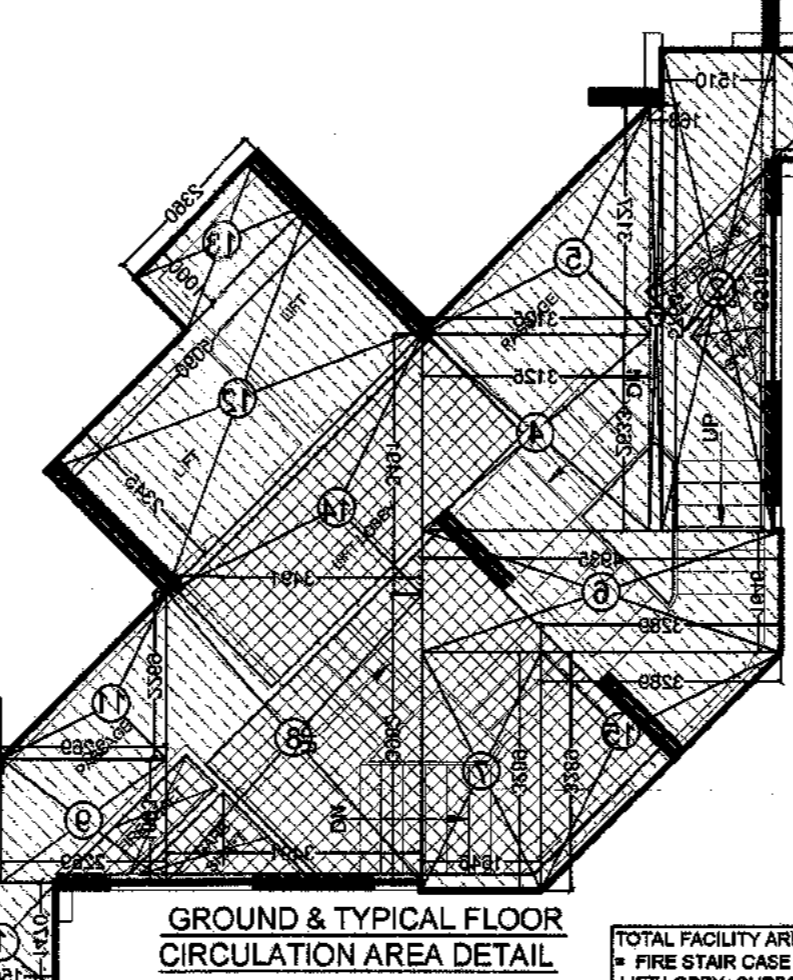
1.	1.800 X 4.865	=	8.757 SQ.M
TOTAL ADDITIONS		=	8.757 SQ.M

**DETAIL OF FIRE STAIR CASE AREA OF GROUND FLOOR**

1.	2.450 X 4.255	=	10.425 SQ.M
2.	2.135 X 2.120	=	4.526 SQ.M
3.	0.5 X 2.120 X 2.120	=	2.247 SQ.M
TOTAL ADDITIONS		=	17.198 SQ.M

**DETAIL OF LIFT CUTOFF AREA - NON FACILITY AREA**

1.	3.000 X 1.900	=	5.700 SQ.M
2.	2.000 X 2.000	=	4.000 SQ.M
TOTAL ADDITIONS		=	10.700 SQ.M



**AREA DETAILS (F.A.R.) 1st. TO 3rd. FLOOR**

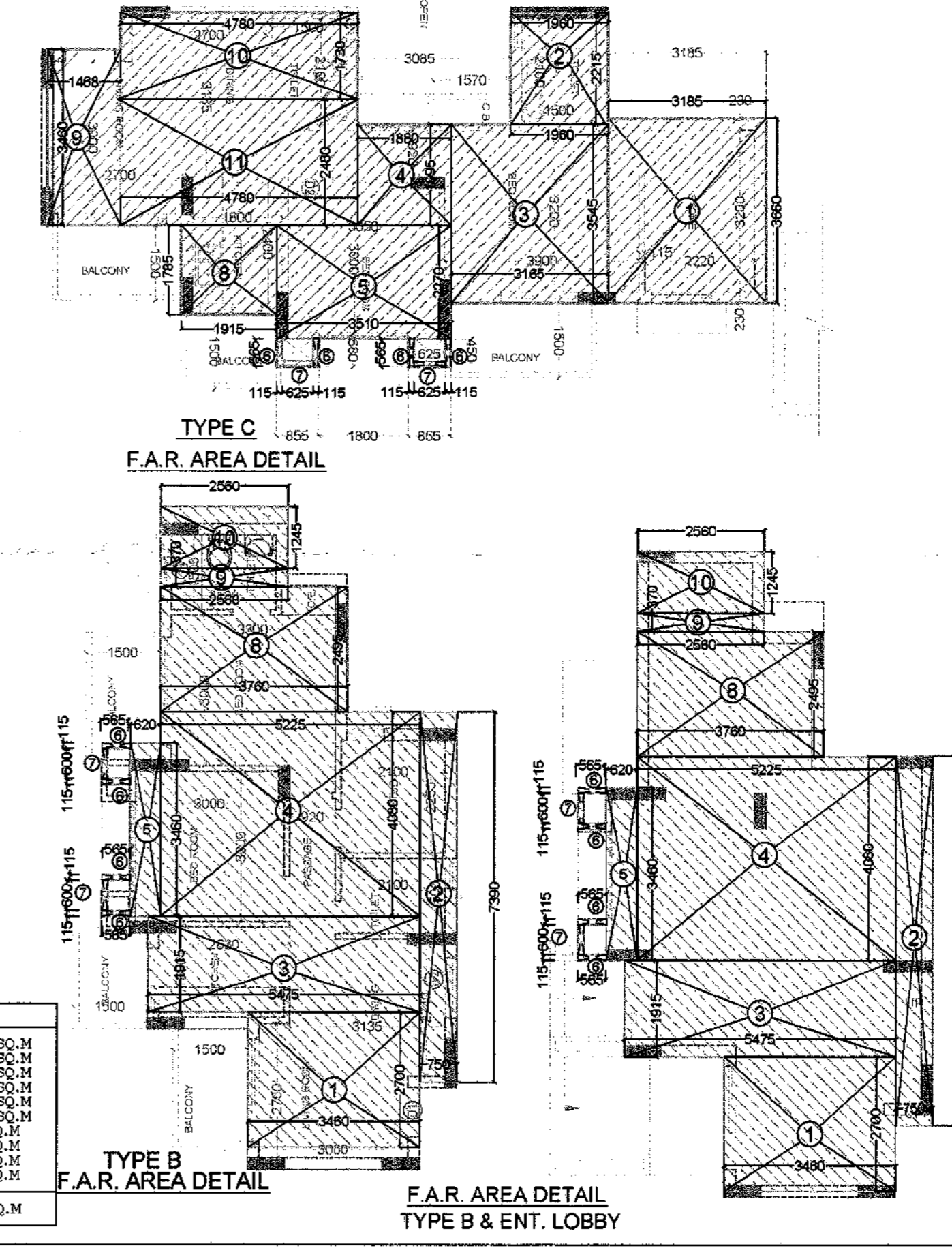
FLAT AREA	SQM	CUPBOARD (SQ.M)
A TYPE	56.266	168.798
B TYPE	62.37	124.74
C TYPE	67.923	67.923
TOTAL AREA (Flat)	286.567	362.265
CIRCULATION AREA OF TYP. FLOOR	46.213	46.213
TOTAL TYPICAL FLOOR F.A.R. AREA	407.623	814.84M

**TOTAL CIRCULATION AREA DETAIL**

1.	1.250 X 1.470	=	1.838 SQ.M
2.	0.510 X 1.531	=	0.781 SQ.M
3.	0.103 X 0.103	=	0.011 SQ.M
4.	1.365 X 3.125	=	4.266 SQ.M
5.	1.481 X 1.041	=	1.542 SQ.M
6.	0.750 X 1.195	=	0.896 SQ.M
7.	0.229 X 2.269	=	0.518 SQ.M
8.	0.509 X 1.526	=	0.776 SQ.M
9.	1.269 X 1.650	=	2.094 SQ.M
10.	3.491 X 3.491	=	12.182 SQ.M
11.	0.5 X 3.269 X 3.269	=	5.409 SQ.M
TOTAL ADDITIONS		=	85.023 SQ.M

**AREA DETAILS (F.A.R.) GROUND FLOOR**

FLAT AREA	SQM	CUPBOARD (SQ.M)
A TYPE	26.266	225.064
B TYPE	62.37	124.74
C TYPE	67.923	67.923
TOTAL AREA (Flat)	286.567	362.265
CIRCULATION AREA OF TYP. FLOOR	46.213	46.213
TOTAL TYPICAL FLOOR F.A.R. AREA	407.623	814.84M



TYPE C F.A.R. AREA DETAIL

TYPE B F.A.R. AREA DETAIL

TYPE A F.A.R. AREA DETAIL

TYPE B F.A.R. AREA DETAIL

TYPE B F.A.R. AREA DETAIL

TYPE B F.A.R. AREA DETAIL

TYPE B F.A.R. AREA DETAIL

TYPE B F.A.R. AREA DETAIL

TYPE B F.A.R. AREA DETAIL

TYPE B F.A.R. AREA DETAIL

TYPE B F.A.R. AREA DETAIL

TYPE B F.A.R. AREA DETAIL

TYPE B F.A.R. AREA DETAIL

TYPE B F.A.R. AREA DETAIL

ARCHITECT SIGN: OWNER SIGN:

CLIENT: **M/S RADHEY KRISHNA TECHNO BUILD (P) Ltd.**  
 B-49, SECTOR 63, NOIDA, GAUTAM BUDDH NAGAR, U.P.

ARCHITECTS: **DAAT DAAT INDIA PRIVATE LIMITED**  
 S-33, Greater Kailash-II, New Delhi-110048  
 Tel: +913881415, E-mail: daatindia@rediffmail.com

PROJECT: **REVISED SANCTION PLAN FOR GROUP HOUSING OF CASA GREEN - 1**  
 PLOT NO. -04A, SECTOR-16, GREATER NOIDA, GAUTAM BUDDH NAGAR, U.P.

**SUBMISSION DRAWING**

SHEET TITLE: **TOWER-T4 (G+20) GROUND, 1st. TO 3rd. FLOOR & Terrace PLAN & AREA DETAIL**

SCALE: 1:100

CODE: \_\_\_\_\_

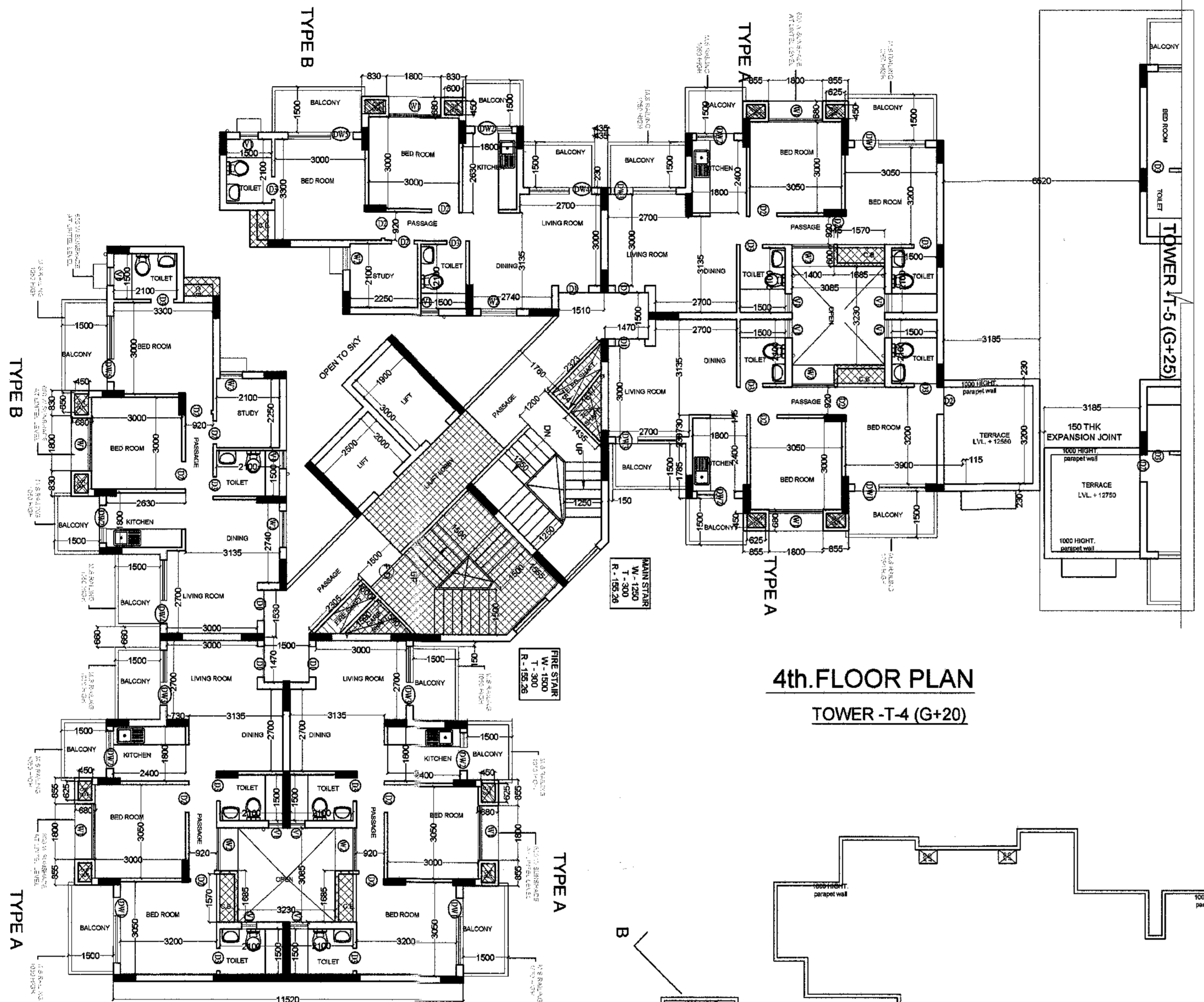
DEALT: \_\_\_\_\_

CHKD: \_\_\_\_\_

DATE: \_\_\_\_\_

DWG NO. **14**

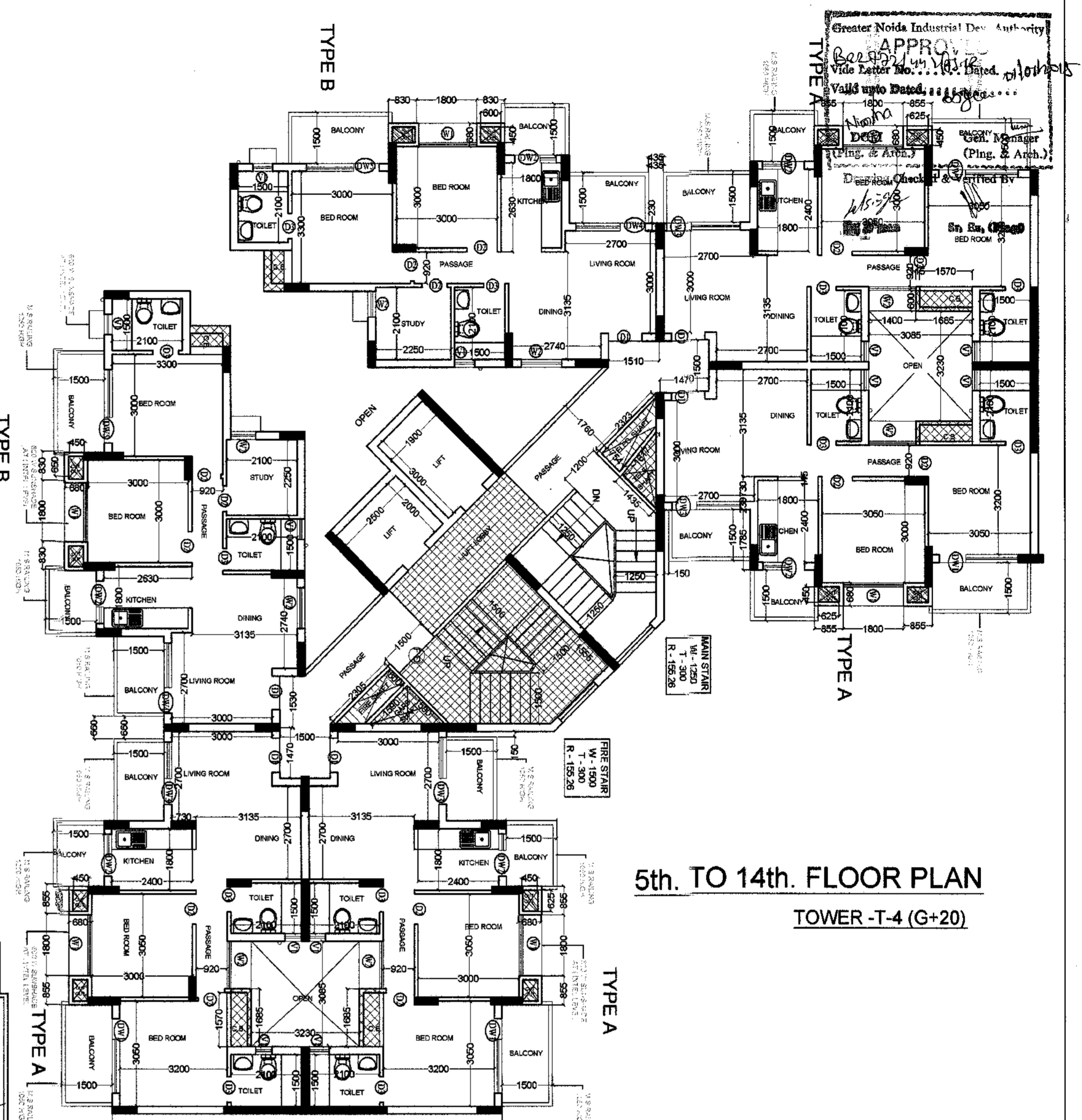
APPROVED  
 20.04.2024  
 Valid upto 20.04.2025  
 Gen. Manager (Pine & Arch.)  
 Checked & Verified By:



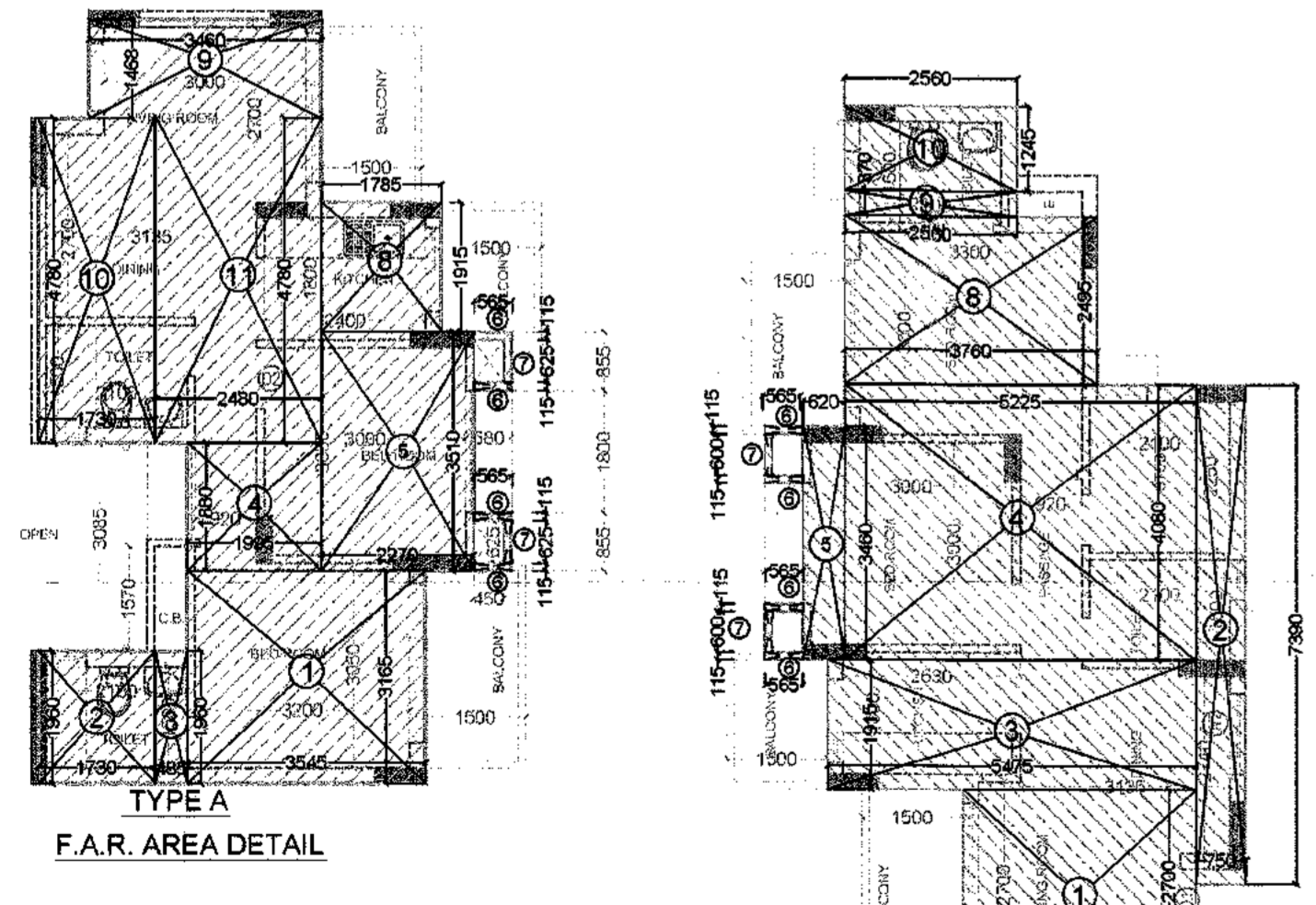
**4th.FLOOR PLAN**  
TOWER -T-4 (G+20)

**SCHEDULE OF DOOR & WINDOW**

TYPE	SIZE	GL./J.V./L	LINTEL (M)
D1	1080 X 2500	---	2500
D2	800 X 2100	---	2100
D3	120 X 2100	---	2100
W1	1800 X 1800	---	2500
W2	1280 X 800	---	2500
W3	---	---	2500
DW1	2250 X 2500	---	2500
DW2	1280 X 2500	---	2500
DW3	1800 X 2500	---	2500
DW4	1800 X 2500	---	2500
DW5	1800 X 2500	---	2500
W4	800 X 1000	---	1800



**5th. TO 14th. FLOOR PLAN**  
TOWER -T-4 (G+20)



F.A.R. AREA DETAIL

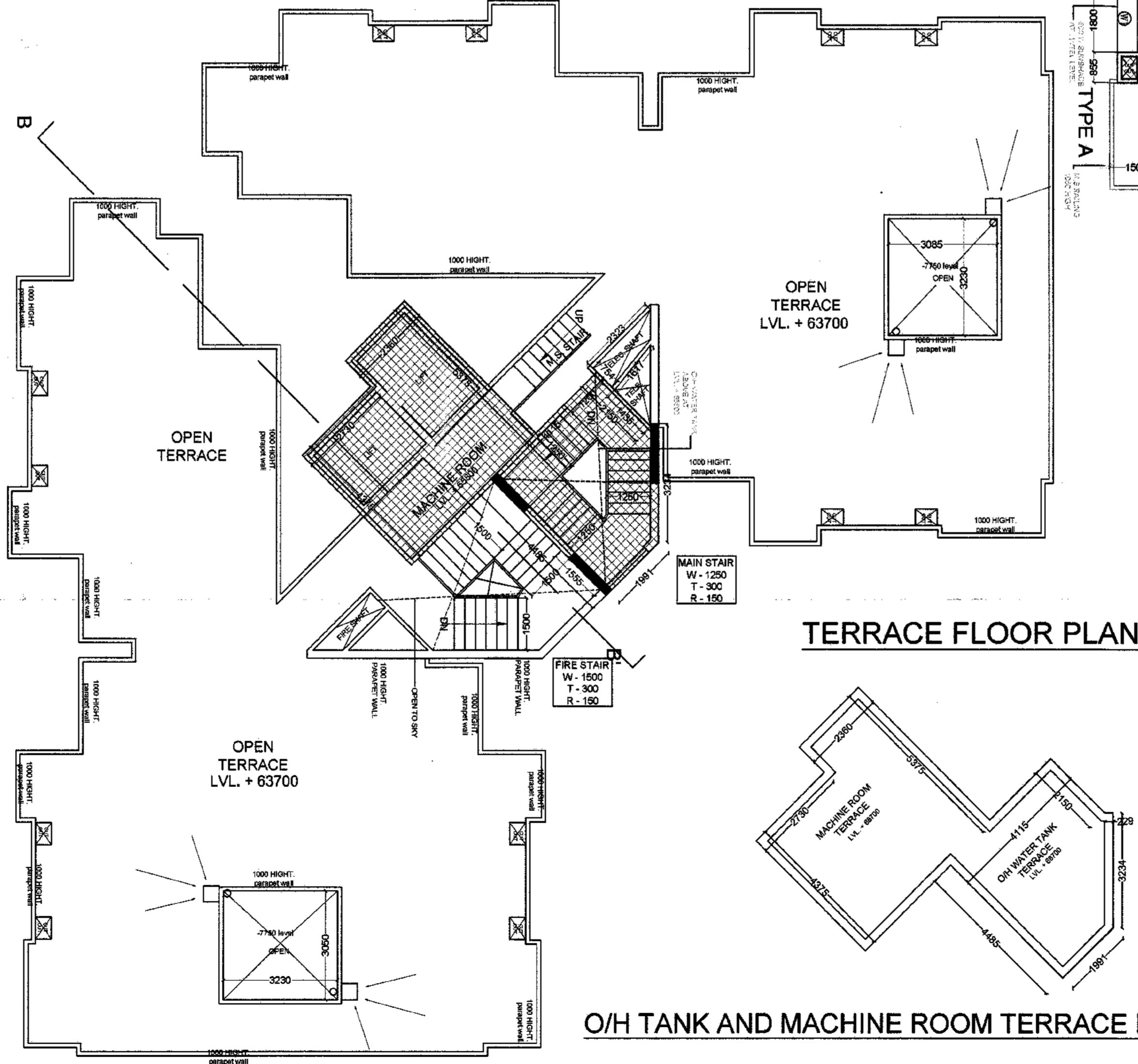
TYPE B F.A.R. AREA DETAIL

**TYPE-A**

1.	3.545 X 3.165	11.219 SQ.M
2.	1.730 X 1.960	3.391 SQ.M
3.	0.495 X 1.960	0.970 SQ.M
4.	1.395 X 1.880	2.622 SQ.M
5.	2.270 X 3.510	7.967 SQ.M
6.	0.565 X 0.115	0.065 SQ.M
7.	0.115 X 0.625	0.072 SQ.M
8.	1.785 X 1.915	3.418 SQ.M
9.	0.460 X 1.470	0.676 SQ.M
10.	1.730 X 4.780	8.289 SQ.M
11.	2.480 X 4.780	11.854 SQ.M
<b>TOTAL ADDITIONS =</b>		<b>56.266 SQ.M</b>

**TYPE-B & ENT LOBBY**

1.	3.480 X 2.700	9.342 SQ.M
2.	0.750 X 4.390	3.292 SQ.M
3.	5.475 X 1.915	10.489 SQ.M
4.	0.725 X 4.080	2.958 SQ.M
5.	0.620 X 3.460	2.145 SQ.M
6.	0.565 X 0.115	0.065 SQ.M
7.	0.115 X 0.625	0.072 SQ.M
8.	1.785 X 1.915	3.418 SQ.M
9.	0.460 X 1.470	0.676 SQ.M
10.	3.945 X 2.345	9.216 SQ.M
11.	2.560 X 0.115	0.294 SQ.M
12.	2.560 X 1.245	3.187 SQ.M
<b>TOTAL ADDITIONS =</b>		<b>62.37 SQ.M</b>



**TERRACE FLOOR PLAN**

**O/H TANK AND MACHINE ROOM TERRACE PLAN**

ARCHITECT SIGN: OWNER SIGN: For Hashey Krishna Technobuild Pvt. Ltd. Authorised Signatory

CLIENT: **M/S RADHEY KRISHNA TECHNO BUILD (P) Ltd.**  
B-49, SECTOR 63, NOIDA, GAUTAM BUDH NAGAR, U.P.

ARCHITECTS: **DAAT**  
**DAAT INDIA PRIVATE LIMITED**  
S-33, Greater Kailash-II, New Delhi-110048  
Tel: +91 11 41638814/15, E-mail: daatindia@rediffmail.com

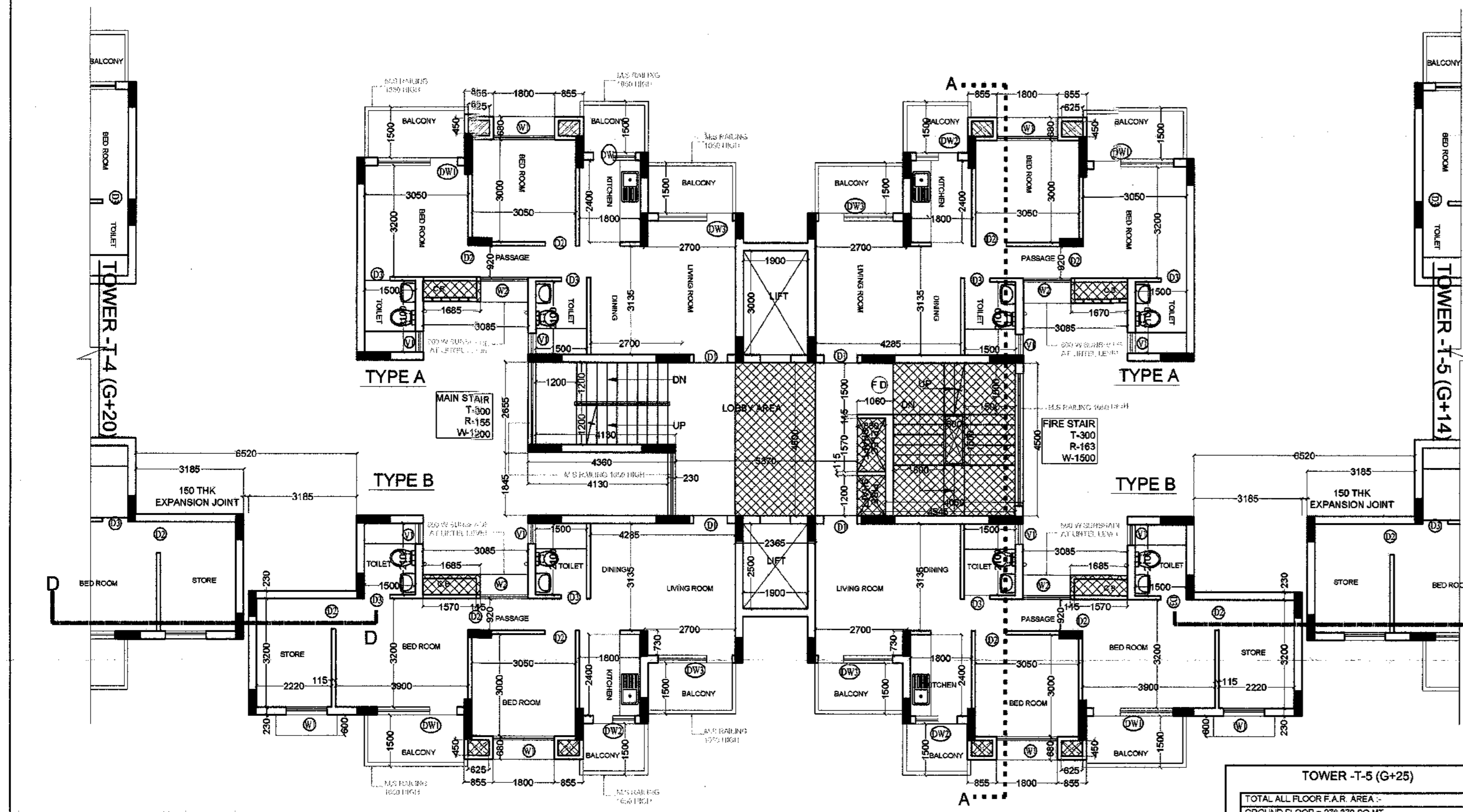
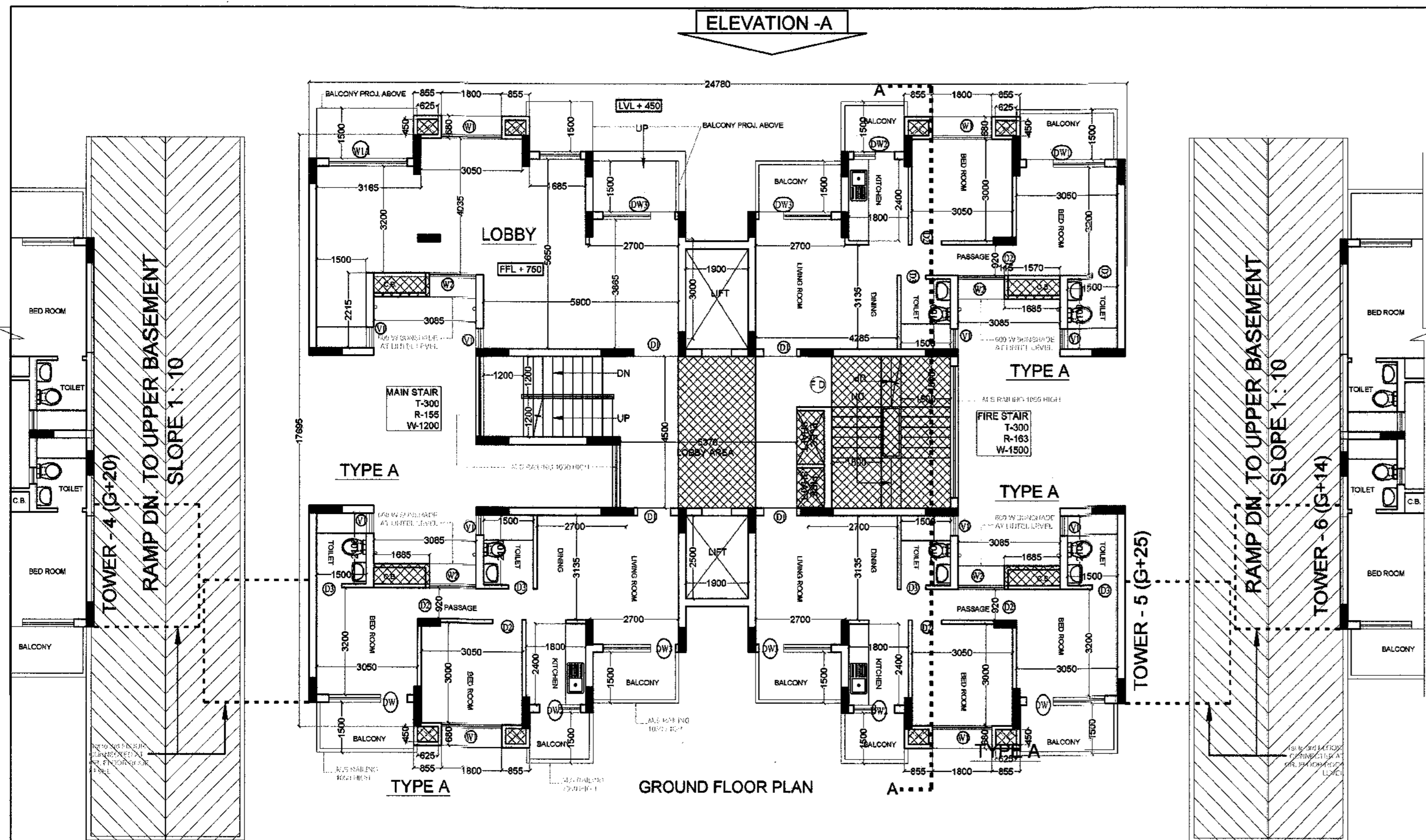
PROJECT: **REVISED SANCTION PLAN FOR GROUP HOUSING OF CASA GREEN - 1**  
PLOT NO. - 04A, SECTOR -16, GREATER NOIDA, GAUTAM BUDH NAGAR, U.P.

**SUBMISSION DRAWING**

SHEET TITLE: **TOWER -T-4 (G+20)**  
**4 th. TO 20th FLOOR & TERRACE PLAN**

SCALE: 1:100  
CODE: \_\_\_\_\_  
DATE: \_\_\_\_\_  
DEALT: \_\_\_\_\_  
CHKD: \_\_\_\_\_

DWG NO. **15**



SCHEDULE OF DOOR & WINDOW			
TYPE	SIZE	CLL LVL.	INTELL LVL.
D1	1050 X 2500	2500	2500
D2	900 X 2100	2100	2100
D3	750 X 2100	2100	2100
W1	1650 X 1600	900	2500
W2	1400 X 2050	900	2500
W3	1200 X 1800	900	2500
DW1	2250 X 2500	450	2500
DW2	1250 X 2500	1150	2500
DW3	1800 X 2500	450	2500
DW4	1800 X 2500	450	2500
DW5	1950 X 2500	450	2500
V1	600 X 1000	1500	2500

TOWER - T-5 (G+25)	
TOTAL ALL FLOOR F.A.R. AREA :-	GROUND FLOOR = 276.379 SQ.MT.
1st TO 3rd FLOOR AREA = 286.493 X 3 = 859.479 SQ.MT.	TOTAL FACILITY AREA = 916.853 SQ.MT.
4th TO 25th FLOOR AREA = 285.920 X 22 = 6280.438 SQ.MT.	TOTAL F.A.R. AREA = 6869.296 SQ.MT.
TOTAL ALL FLOOR FACILITY AREA :-	GROUND FLOOR FACILITY AREA = 35.433 SQ.MT.
1st TO 25th FLOOR AREA = 35.224 X 25 = 880.600 SQ.MT.	TOTAL FACILITY AREA = 916.033 SQ.MT.
TERRACE (MUNTY & MCH) = 10.611 X 22 = 233.642 SQ.MT.	INCLUDING TERR. TOTAL FACILITY AREA = 954.817 SQ.MT.
TOTAL ALL FLOOR UNITS :-	GROUND FLOOR = 3 UNITS
1st TO 25th FLOOR AREA = 4 X 25 = 100 UNITS	TOTAL UNIT = 103 UNITS
TOTAL GROUND COVERAGE OF THE TOWER =	F.A.R. AREA OF GROUND FLOOR + FACILITY AREA OF GROUND FLOOR = 276.379 + 35.433 = 311.812 SQ.MT.

**APPROVED**  
Letter No: 1140-16  
Valid upto Date: 10/10/2016  
Gen. Manager (Png. & Arch.)  
Drawing Checked & Verified By

**GROUND & TYPICAL FLOOR CIRCULATION AREA DETAIL**

Sl. No.	Dimensions	Area (SQ.M)
1.	3.545 X 3.165	11.219
2.	1.845 X 1.960	3.616
3.	0.485 X 1.960	0.950
4.	1.995 X 1.880	3.750
5.	2.270 X 3.510	7.967
6.	0.565 X 0.115 X 4	0.259
7.	0.115 X 0.625 X 2	0.143
8.	1.785 X 1.915	3.418
9.	4.325 X 1.585	6.855
10.	1.845 X 4.780	8.819
11.	2.480 X 4.780	11.854
<b>TOTAL ADDITIONS =</b>		<b>58.841 SQ.M</b>

**TYPE A F.A.R. AREA DETAIL**

Sl. No.	Dimensions	Area (SQ.M)
1.	3.545 X 3.165	11.219
2.	1.845 X 1.960	3.616
3.	0.485 X 1.960	0.950
4.	1.995 X 1.880	3.750
5.	2.270 X 3.510	7.967
6.	0.565 X 0.115 X 4	0.259
7.	0.115 X 0.625 X 2	0.143
8.	1.785 X 1.915	3.418
9.	4.325 X 1.585	6.855
10.	1.845 X 4.780	8.819
11.	2.480 X 4.780	11.854
<b>TOTAL ADDITIONS =</b>		<b>58.841 SQ.M</b>

**TYPE B F.A.R. AREA DETAIL**

Sl. No.	Dimensions	Area (SQ.M)
1.	3.185 X 3.660	11.657
2.	1.960 X 2.330	4.566
3.	1.155 X 3.345	3.863
4.	1.995 X 1.880	3.750
5.	2.270 X 3.510	7.967
6.	0.565 X 0.115 X 4	0.259
7.	0.115 X 0.625 X 2	0.143
8.	1.785 X 1.915	3.418
9.	3.460 X 1.585	5.484
10.	1.845 X 4.780	8.819
11.	2.480 X 4.780	11.854
<b>TOTAL ADDITIONS =</b>		<b>69.096 SQ.M</b>

**TYPE A UNIT DETAIL OF CUPBOARD AREA AND CUT OUT**

1.	0.600 X 1.685	1.011
2.	0.450 X 0.625	0.281
3.	0.450 X 0.625	0.281
<b>TOTAL ADDITIONS =</b>		<b>1.573 SQ.M</b>

**DETAIL OF MAIN STAIR MUMTY AREA & WATER TANK AREA**

1.)	5.305 X 2.630	10.61
-----	---------------	-------

**DETAIL OF SERVICE SHAFT AREA**

1.	0.830 X 1.570	1.303
2.	0.830 X 1.200	0.996
<b>TOTAL =</b>		<b>2.299 SQ.M</b>

**DETAIL OF MACHINE ROOM AREA**

1.	3.160 X 4.160	13.146
2.	4.660 X 3.225	15.028
<b>TOTAL =</b>		<b>28.174 SQ.M</b>

**DETAIL OF LIFT LOBBY AREA**

1.	3.115 X 4.860	10.642
----	---------------	--------

**DETAIL OF FIRE STAIR AREA**

1.	3.600 X 4.500	16.200
----	---------------	--------

**FIRE STAIR WELL AREA DETAIL**

1.	0.800 X 0.800	0.900
----	---------------	-------

**DETAIL OF LIFT CUT OUT**

1.	1.900 X 2.500	4.750
2.	3.000 X 1.900	5.700
<b>TOTAL =</b>		<b>10.450 SQ.M</b>

**CIRCULATION AREA OF GROUND FLOOR = TOTAL CIRCULATION AREA - (FIRE STAIR + LIFT LOBBY + SERVICE SHAFT)**  
70.284 - (16.200 + 10.642 + 2.299)  
70.284 - 29.141 = 41.143 SQ.M

**TOTAL FACILITY AREA OF GROUND FLOOR = FIRE STAIR CASE + SERVICE SHAFT + LIFT LOBBY + CUPBOARD AREA**  
= 16.200 + 2.299 + 10.642 + 6.282 = 35.433 SQ.M

**AREA DETAILS (F.A.R.) GROUND FLOOR**

FLAT AREA	SCM	SCM	CUPBOARD (SCM)
TYPE A	38.814	3%	176.442
ENT LOBBY	38.814	3%	1.573 X 2 = 3.146
<b>TOTAL AREA (Flat)</b>			<b>235.800</b>
CIRCULATION AREA OF 1st FLOOR	41.123	1%	41.123
<b>TOTAL 1st FLOOR F.A.R. AREA</b>			<b>276.923</b>

**CIRCULATION AREA OF 1st TO 25th FLOOR(TYP) = TOTAL CIRCULATION AREA - (FIRE STAIR + LIFT LOBBY + SERVICE SHAFT + LIFT CUT OUT)**  
70.284 - (16.200 + 10.642 + 2.299 + 10.450)  
70.284 - 39.591 = 30.693 SQ.M

**TOTAL FACILITY AREA OF 1st TO 25th FLOOR = FIRE STAIR CASE + SERVICE SHAFT + LIFT LOBBY + CUPBOARD**  
= 15.300 + 2.299 + 10.642 + 6.282 = 34.523 SQ.M

**AREA DETAILS (F.A.R.) 1st TO 3rd FLOOR**

FLAT AREA	SCM	SCM	CUPBOARD (SCM)
A TYPE	38.814	25%	117.628
B TYPE	69.096	25%	138.192
<b>TOTAL AREA (Flat)</b>			<b>255.820</b>
CIRCULATION AREA OF TYP FLOOR	30.673	1%	30.673
<b>TOTAL TYPICAL FLOOR F.A.R. AREA</b>			<b>6292</b>

**AREA DETAILS (F.A.R.) 4th TO 25th FLOOR**

FLAT AREA	SCM	SCM	CUPBOARD (SCM)
A TYPE	38.814	4%	235.236
<b>TOTAL AREA (Flat)</b>			<b>6292</b>
CIRCULATION AREA OF TYP FLOOR	30.673	1%	30.673
<b>TOTAL TYPICAL FLOOR F.A.R. AREA</b>			<b>265.929</b>

**FACILITY AREA DETAIL**

**DETAIL OF SERVICE SHAFT AREA**

**DETAIL OF MAIN STAIR MUMTY AREA & WATER TANK AREA**

**DETAIL OF MACHINE ROOM AREA**

**DETAIL OF LIFT LOBBY AREA**

**DETAIL OF FIRE STAIR AREA**

**FIRE STAIR WELL AREA DETAIL**

**DETAIL OF LIFT CUT OUT**

ARCHITECT SIGN:

OWNER SIGN:

Authorised Signatory

CLIENT: **M/S RADHEY KRISHNA TECHNO BUILD (P) Ltd.**  
B-49, SECTOR 63, NOIDA, GAUTAM BUDDH NAGAR, U.P.

ARCHITECTS: **DAAT DAAT INDIA PRIVATE LIMITED**  
S-33, Greater Kailash-II, New Delhi-110048  
Tel: +91 8861415, E-mail: daatindia@rediffmail.com

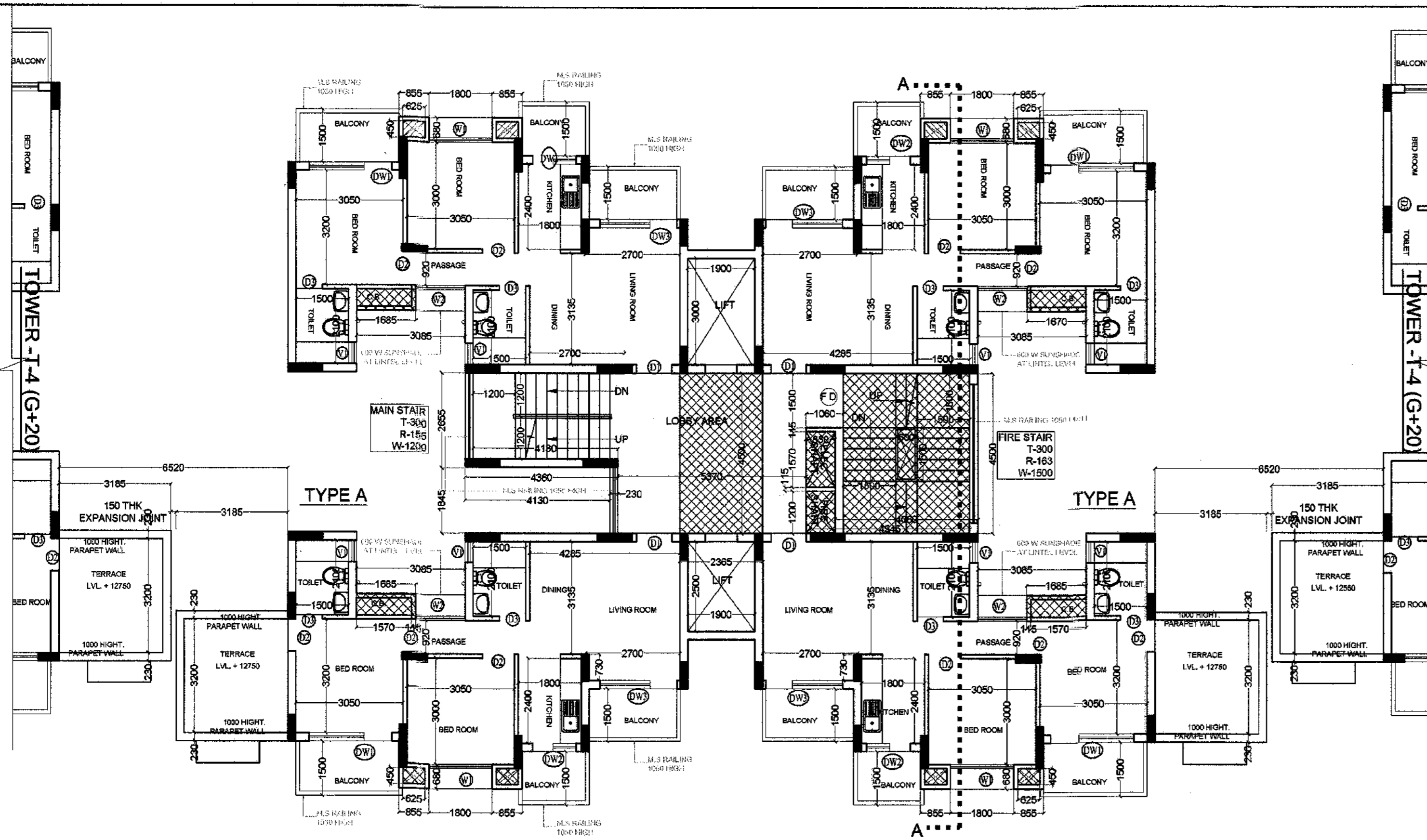
PROJECT: **REVISED SANCTION PLAN FOR GROUP HOUSING OF CASA GREEN - 1**  
PLOT NO. - 04A, SECTOR -16, GREATER NOIDA, GAUTAM BUDDH NAGAR, U.P.

SHEET TITLE: **TOWER - T-5 (G+25) FLOOR PLANS & AREA DETAIL**

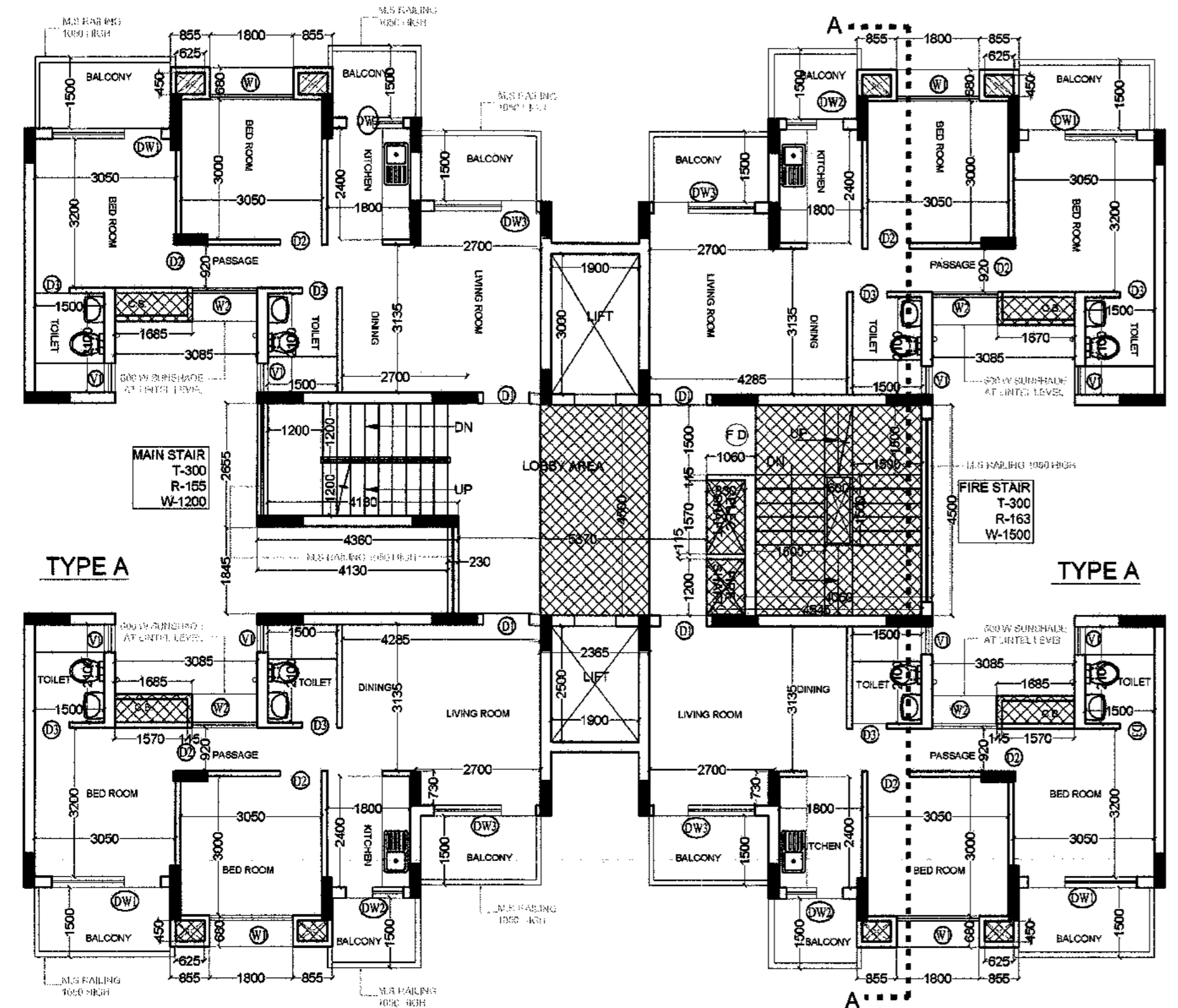
SCALE: 1:100

DATE: \_\_\_\_\_

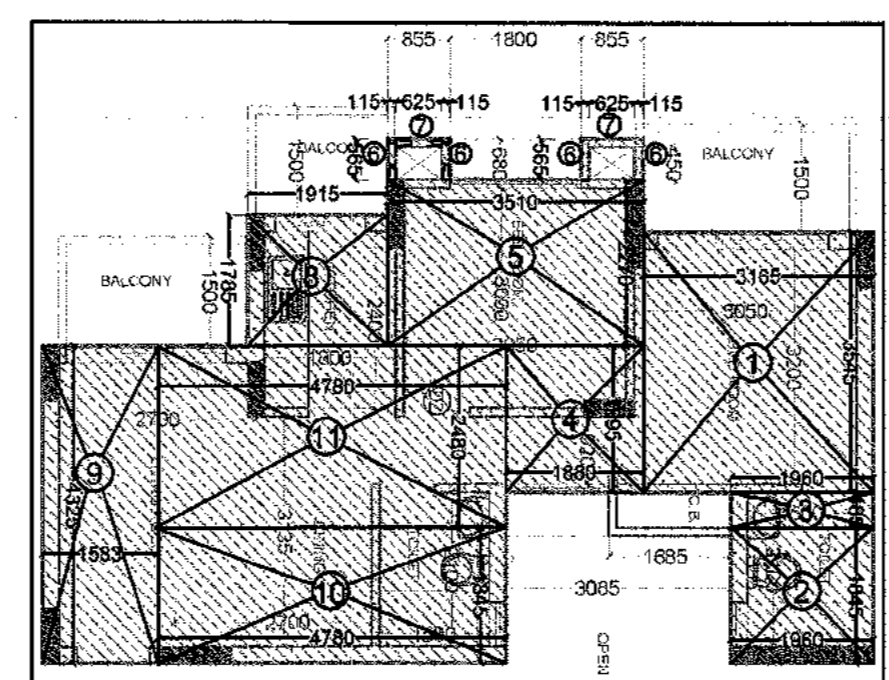
DWG NO. **18**



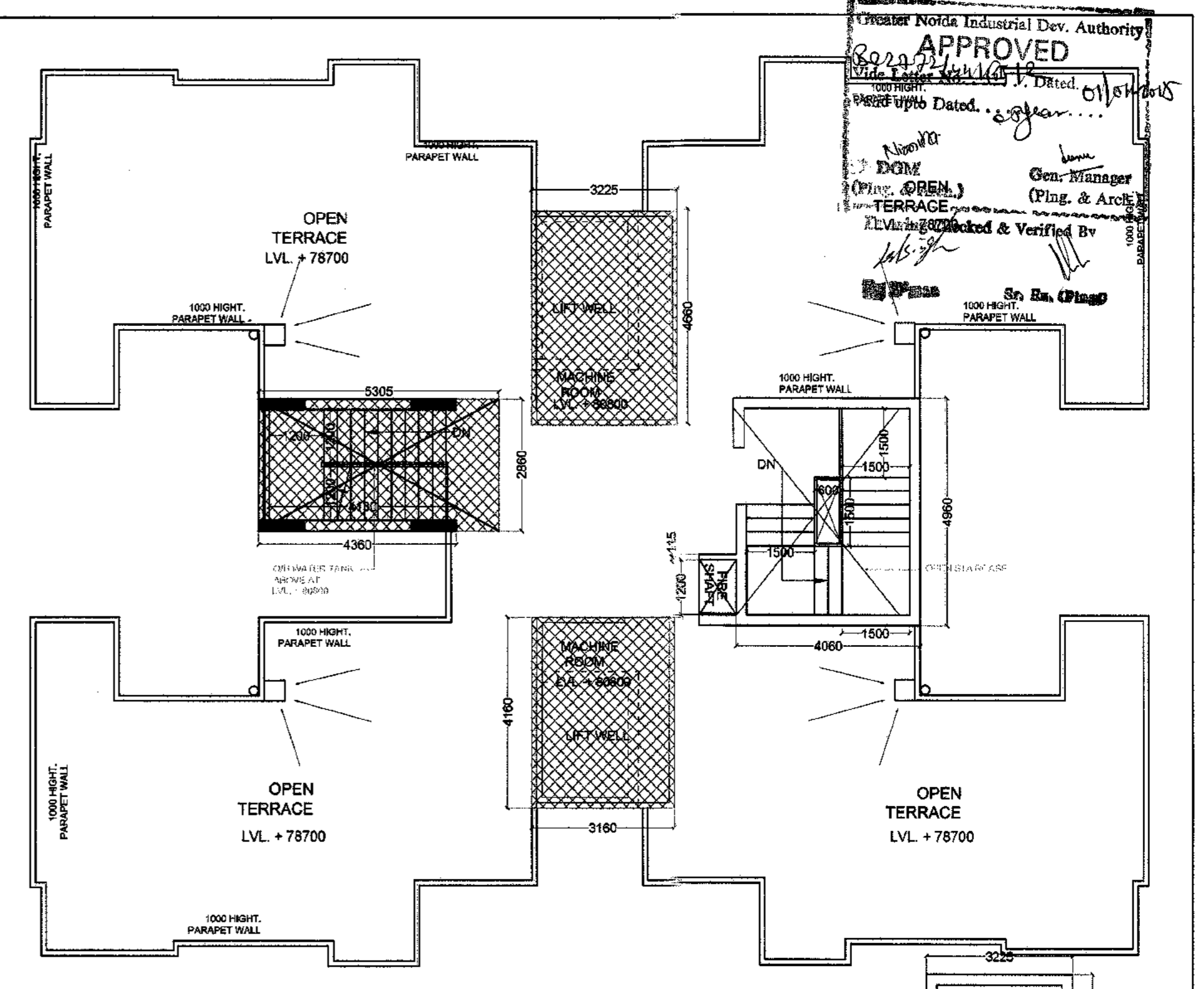
4th FLOOR PLAN



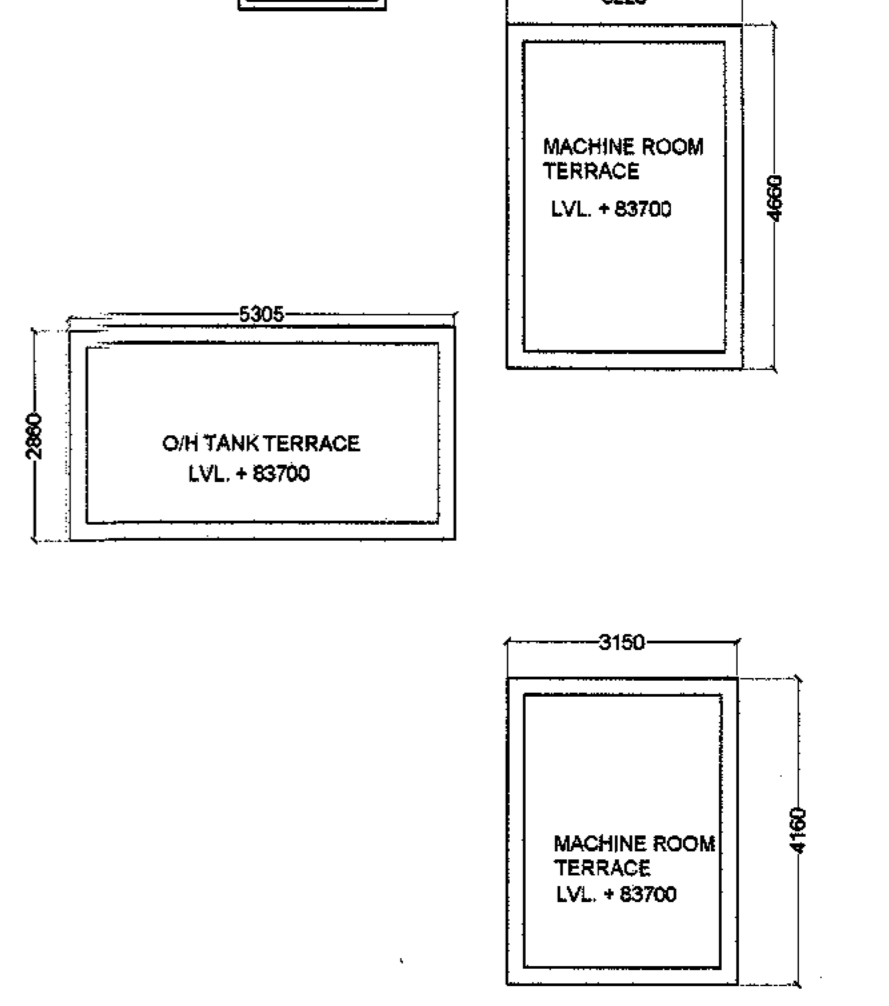
5th to 25th TYPICAL FLOOR PLAN



F.A.R. AREA DETAIL			
1.	3.545 X	3.165 =	11,219 SQ.M
2.	1.845 X	1.940 =	3,616 SQ.M
3.	0.485 X	1.940 =	0,950 SQ.M
4.	1.995 X	1.880 =	3,750 SQ.M
5.	2.270 X	3.510 =	7,967 SQ.M
6.	0.565 X	0.115 =	0,259 SQ.M
7.	0.115 X	0.625 X 2 =	0,143 SQ.M
8.	1.785 X	1.915 =	3,418 SQ.M
9.	4.325 X	1.585 =	6,855 SQ.M
10.	1.845 X	4.780 =	8,819 SQ.M
11.	2.480 X	4.780 =	11,854 SQ.M
TOTAL ADDITIONS =			58,841 SQ.M



TERRACE FLOOR PLAN



O/H TANK AND MACHINE ROOM TERRACE PLAN

ARCHITECT SIGN: OWNER SIGN:

CLIENT: **M/S RADHEY KRISHNA TECHNO BUILD (P) Ltd.**  
B- 49, SECTOR 63, NOIDA, GAUTAM BUDH NAGAR, U.P.

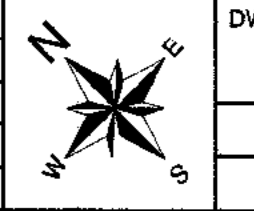
ARCHITECTS: **DAAT DAAT INDIA PRIVATE LIMITED**  
S- 33, Greater Kailash-II, New Delhi-110048  
Tel: 41638814/15, E-mail: daatindia@rediffmail.com

PROJECT: **REVISED SANCTION PLAN FOR GROUP HOUSING OF CASA GREEN - 1**  
PLOT NO. - 04A, SECTOR -16, GREATER NOIDA, GAUTAM BUDH NAGAR, U.P.

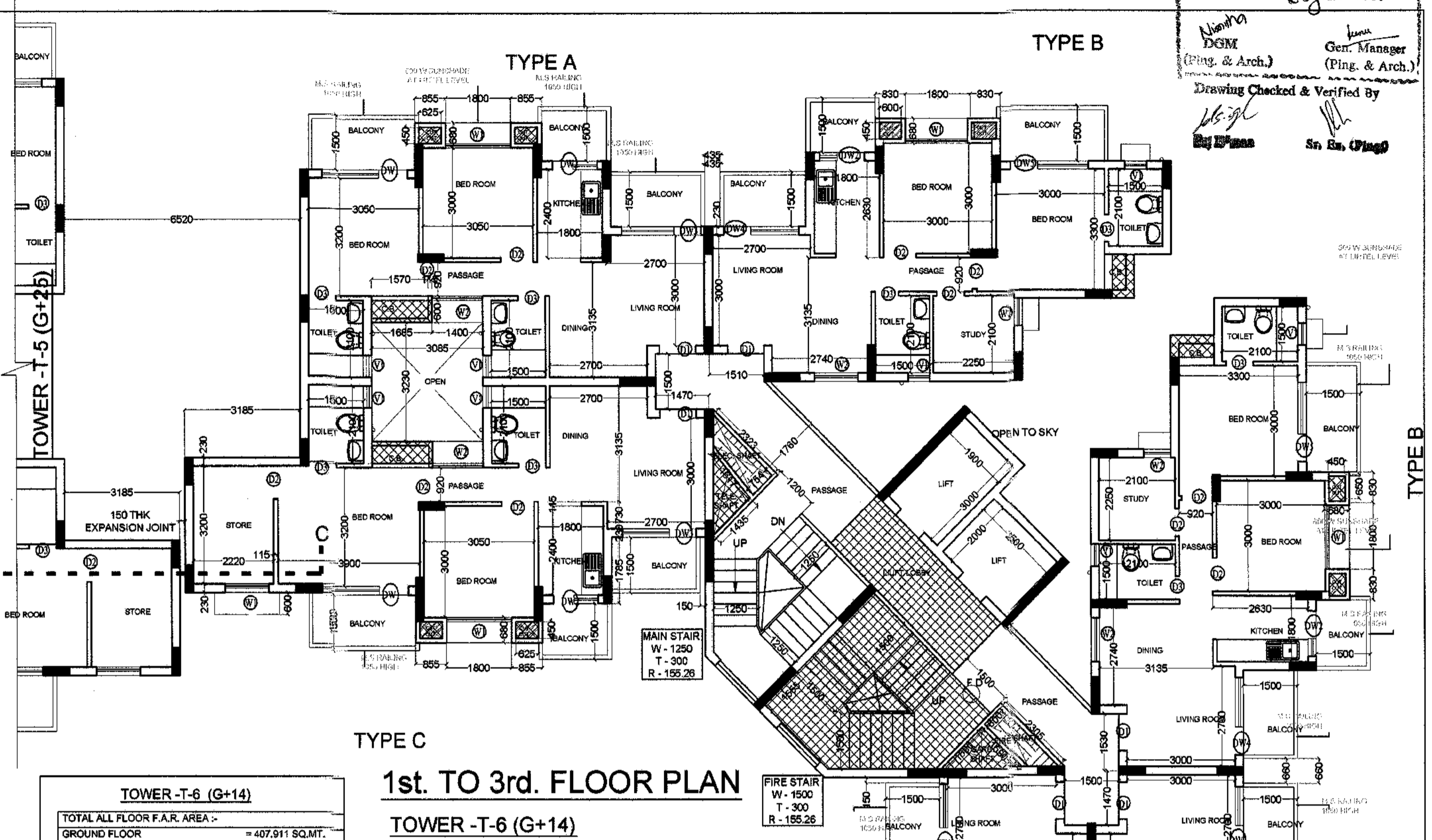
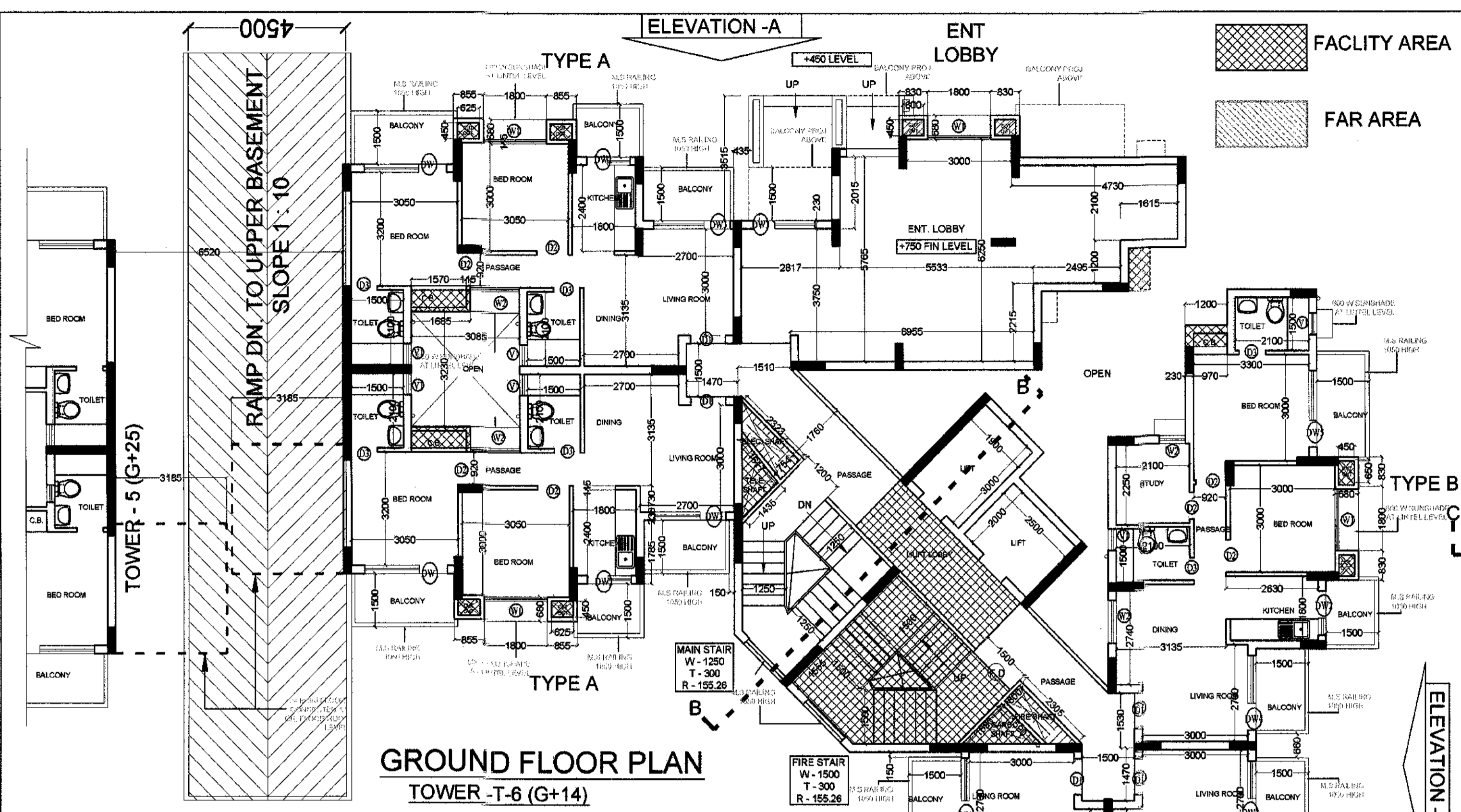
**SUBMISSION DRAWING**

SHEET TITLE: **TOWER -T-5 (G+25) FLOOR PLANS & AREA DETAIL**

SCALE: 1:100  
CODE: \_\_\_\_\_  
DEALT: \_\_\_\_\_  
CHKD: \_\_\_\_\_  
DATE: \_\_\_\_\_



DWG NO. 19



**TYPE-A**

1.	3.545 X 3.165	11.219 SQ.M
2.	1.730 X 1.960	3.391 SQ.M
3.	0.465 X 1.960	0.910 SQ.M
4.	0.565 X 3.510	1.980 SQ.M
5.	0.270 X 3.510	0.947 SQ.M
6.	0.365 X 0.625	0.228 SQ.M
7.	0.115 X 0.625	0.072 SQ.M
8.	1.765 X 1.915	3.378 SQ.M
9.	3.460 X 1.470	5.086 SQ.M
10.	1.730 X 4.780	8.169 SQ.M
11.	2.480 X 4.780	11.854 SQ.M
<b>TOTAL ADDITIONS =</b>		<b>56.266 SQ.M</b>

**TYPE-C**

1.	3.195 X 3.660	11.697 SQ.M
2.	1.950 X 2.215	4.341 SQ.M
3.	1.950 X 3.545	6.914 SQ.M
4.	1.950 X 1.960	3.821 SQ.M
5.	2.270 X 3.510	7.967 SQ.M
6.	0.565 X 0.115	0.065 SQ.M
7.	0.115 X 0.625	0.072 SQ.M
8.	3.460 X 1.915	6.616 SQ.M
9.	2.480 X 1.470	3.640 SQ.M
10.	1.730 X 4.780	8.269 SQ.M
11.	2.480 X 4.780	11.854 SQ.M
<b>TOTAL ADDITIONS =</b>		<b>67.923 SQ.M</b>

**TOWER-T-6 (G+14)**

**TOTAL ALL FLOOR F.A.R. AREA :-**  
 GROUND FLOOR = 407.911 SQ.MT.  
 1st. TO 3rd. FLOOR AREA = 407.823 X 3 = 1222.869 SQ.MT.  
 4th. TO 14th. FLOOR AREA = 396.017 X 11 = 4356.187 SQ.MT.  
**TOTAL F.A.R. AREA = 5986.967 SQ.MT.**

**TOTAL ALL FLOOR FACILITY AREA :-**  
 GROUND FLOOR FACILITY AREA = 39.83 SQ.MT.  
 1st. TO 14th. FLOOR AREA = 38.896 X 14 = 544.544 SQ.MT.  
**TOTAL FACILITY AREA = 584.374 SQ.MT.**  
 TERRACE (MUMTY & WC) = 16.698 X 24.82 = 413.18 SQ.MT.  
**TOTAL FACILITY AREA INCL. TERR. = 622.752 SQ.MT.**

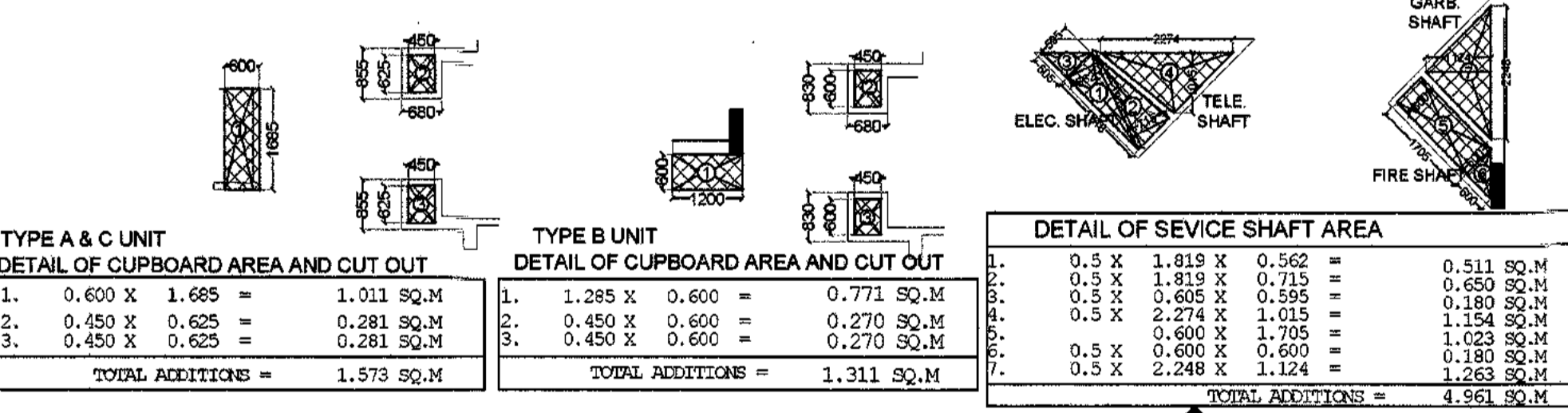
**TOTAL ALL FLOOR UNITS :-**  
 GROUND FLOOR = 5 UNITS  
 1st. TO 14th. FLOOR AREA = 6 X 14 = 84 UNITS  
**TOTAL UNITS = 84+5 = 89 UNITS**

**TOTAL GROUND COVERAGE OF THE TOWER =**  
 F.A.R. AREA OF GROUND FLOOR  
 + FACILITY AREA OF GROUND FLOOR  
 407.911 + 39.83 = 447.741 SQ.MT.

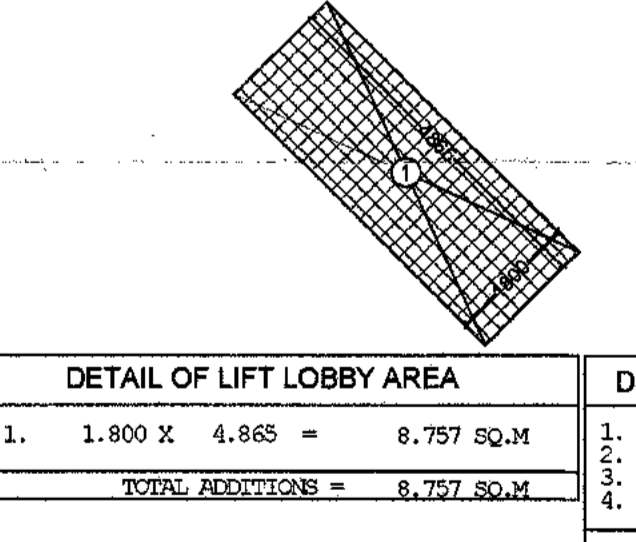
**SCHEDULE OF DOOR & WINDOW**

TYPE	SIZE	CLL. LVL.	LINTEL LVL.
D1	1050 X 2500	-----	2500
D2	900 X 2100	-----	2100
D3	750 X 2100	-----	2100
W1	1800 X 1800	600	2500
W2	1385 X 800	600	2500
W3			
DW1	2250 X 2500	450	2500
DW2	1350 X 2500	1150	2500
DW3	1800 X 2500	450	2500
DW4	1800 X 2500	450	2500
DW5	1950 X 2500	450	2500
V1	600 X 1000	1500	2500

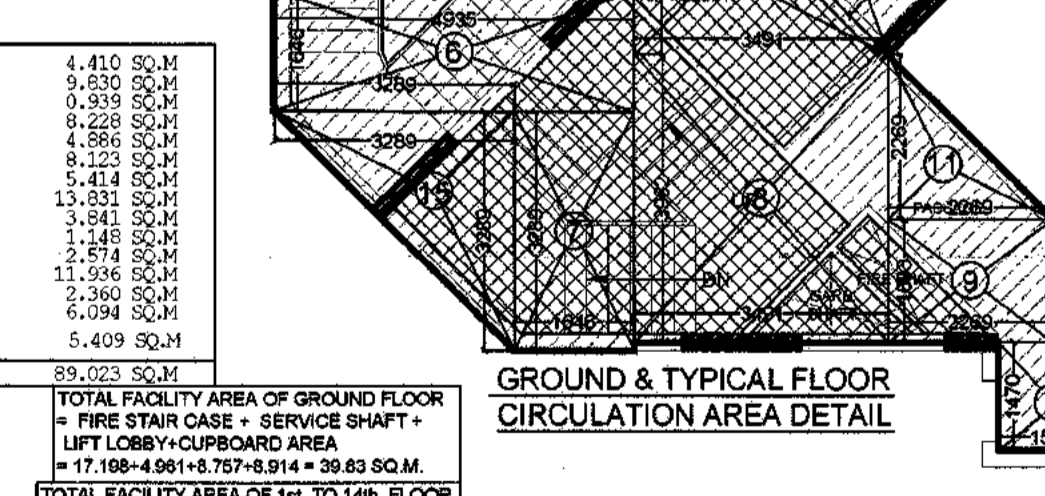
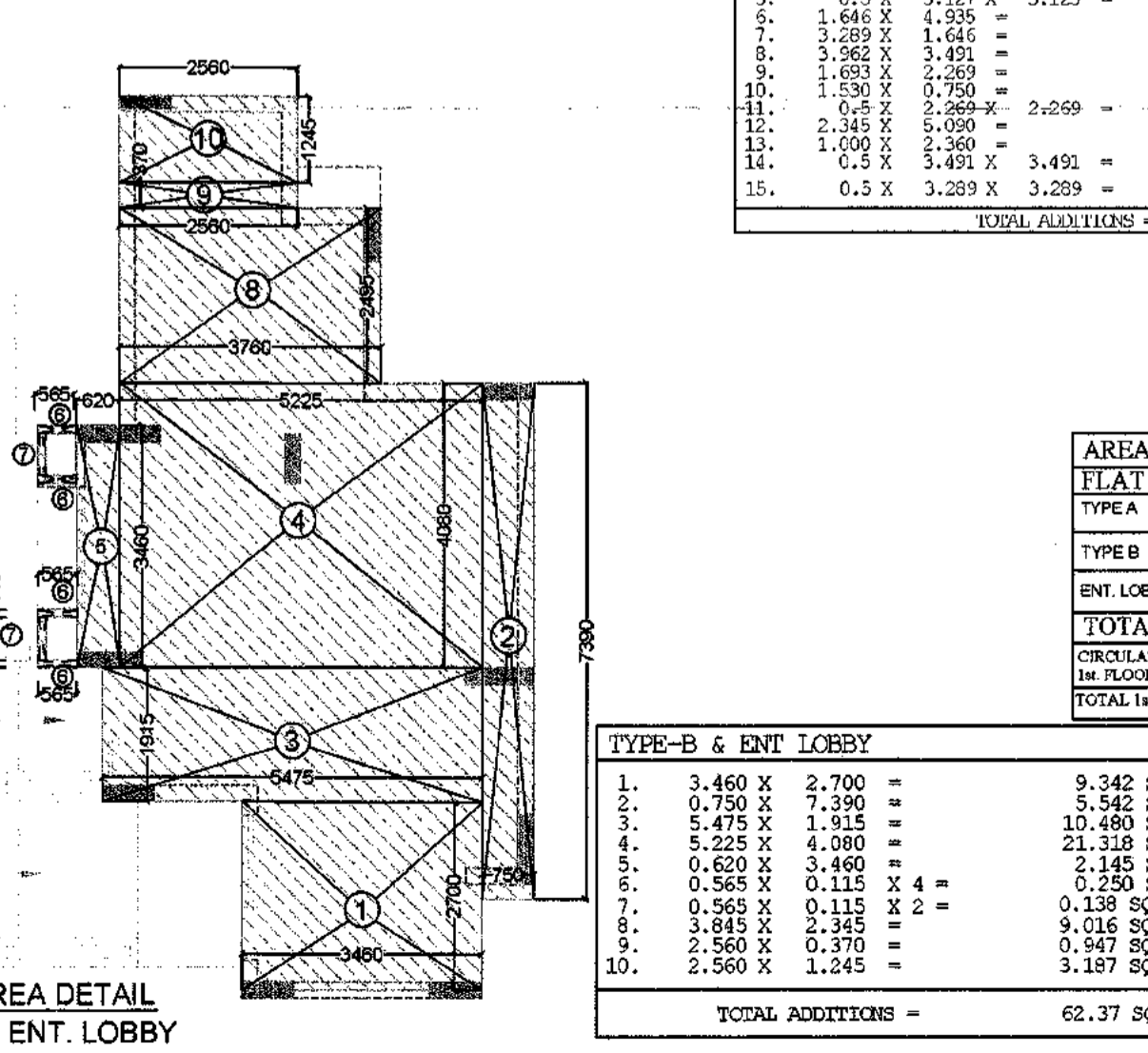
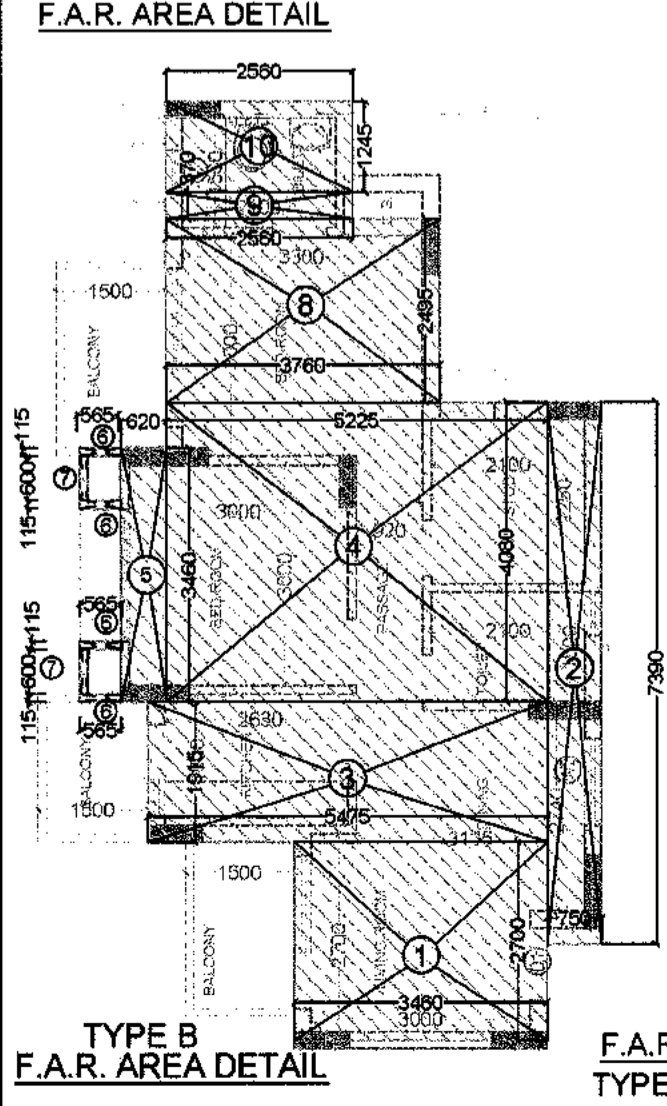
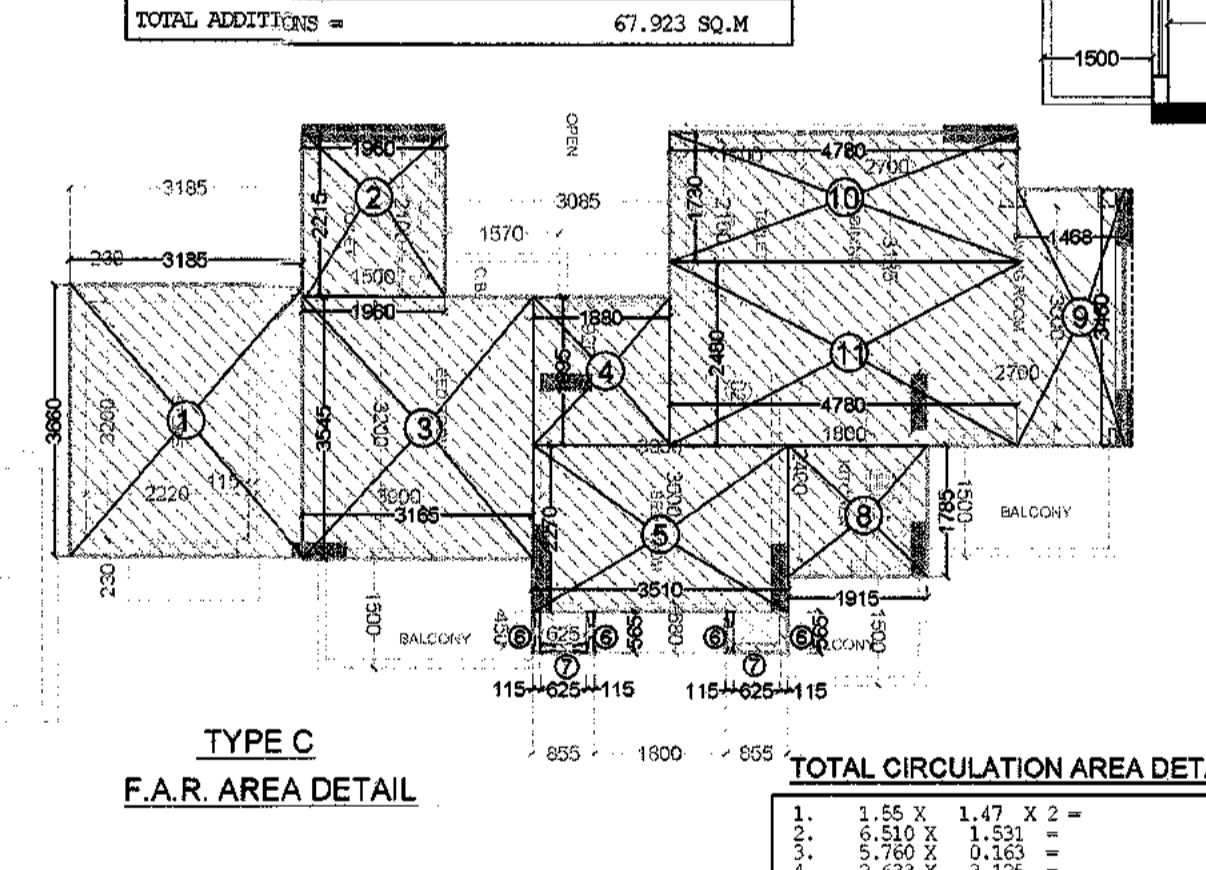
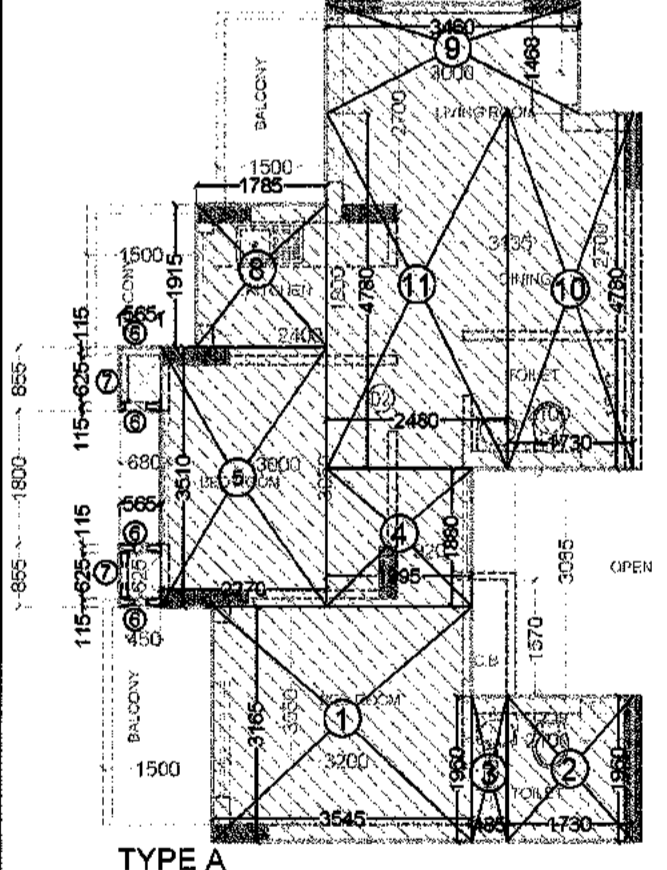
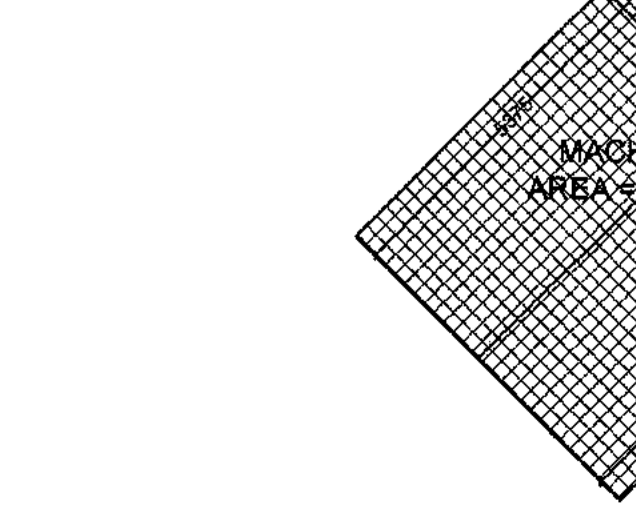
**FACILITY AREA DETAIL**



**DETAIL OF LIFT LOBBY AREA**



**DETAIL OF LIFT CUTOUT AREA - NON FACILITY AREA**



**AREA DETAILS (F.A.R.) 1st TO 3rd. FLOOR**

FLAT AREA	SQM	4th	SQM	CUPBOARD (SQ.M)	SQM
A TYPE	58.266	4th	168.796	1.973 X 4 = 7.892	
B TYPE	62.37	4th	134.74	1.911 X 2 = 3.822	
C TYPE	67.923	4th	67.923	1.973 X 1 = 1.973	
<b>TOTAL AREA (Flat)</b>		<b>361.740</b>			
<b>CIRCULATION AREA OF TYP. FLOOR</b>		<b>46.213</b>		<b>136.462</b>	
<b>TOTAL TYPICAL FLOOR F.A.R. AREA</b>		<b>407.911</b>		<b>891.4 SQ.M</b>	

**CIRCULATION AREA OF 1st. FLOOR TO 14th. FLOOR = TOTAL CIRCULATION AREA - (FIRE STAIR + LIFT LOBBY + SERVICE SHAFT + LIFT CUTOUT + MAIN STAIR WELL AREA) = 89.023 - (8.757+17.198+10.771+4.961+1.949) = 89.023 - 42.81 = 46.213 SQ.MT.**

**AREA DETAILS (F.A.R.) 4th TO 14th. FLOOR**

FLAT AREA	SQM	4th	SQM	CUPBOARD (SQ.M)	SQM
A TYPE	58.266	4th	225.064	1.973 X 4 = 7.892	
B TYPE	62.37	4th	124.74	1.911 X 2 = 3.822	
<b>TOTAL AREA (Flat)</b>		<b>349.804</b>			
<b>CIRCULATION AREA OF TYP. FLOOR</b>		<b>46.213</b>		<b>136.462</b>	
<b>TOTAL TYPICAL FLOOR F.A.R. AREA</b>		<b>396.017</b>		<b>891.4 SQ.M</b>	

**ARCHITECT SIGN** **OWNER SIGN**

**CLIENT:-**  
**M/S RADHEY KRISHNA TECHNO BUILD (P) Ltd.**  
 B- 49, SECTOR 63, NOIDA, GAUTAM BUDDH NAGAR, U.P.

**ARCHITECTS:**  
**DAAT**  
**DAAT INDIA PRIVATE LIMITED**  
 S- 33, Greater Kailash-II, New Delhi-110048  
 Tel: 41638814/15, E-mail: daatindia@rediffmail.com

**PROJECT:**  
**REVISED SANCTION PLAN FOR GROUP HOUSING OF CASA GREEN - 1**  
 PLOT NO. - 04A, SECTOR -16, GREATER NOIDA, GAUTAM BUDDH NAGAR, U.P.

**SUBMISSION DRAWING**

**SHEET TITLE:**  
**TOWER -T-6 (G+14)**  
**GROUND, 1st. TO 3rd. FLOOR & Terrace PLAN & AREA DETAIL**

**SCALE: 1:100**

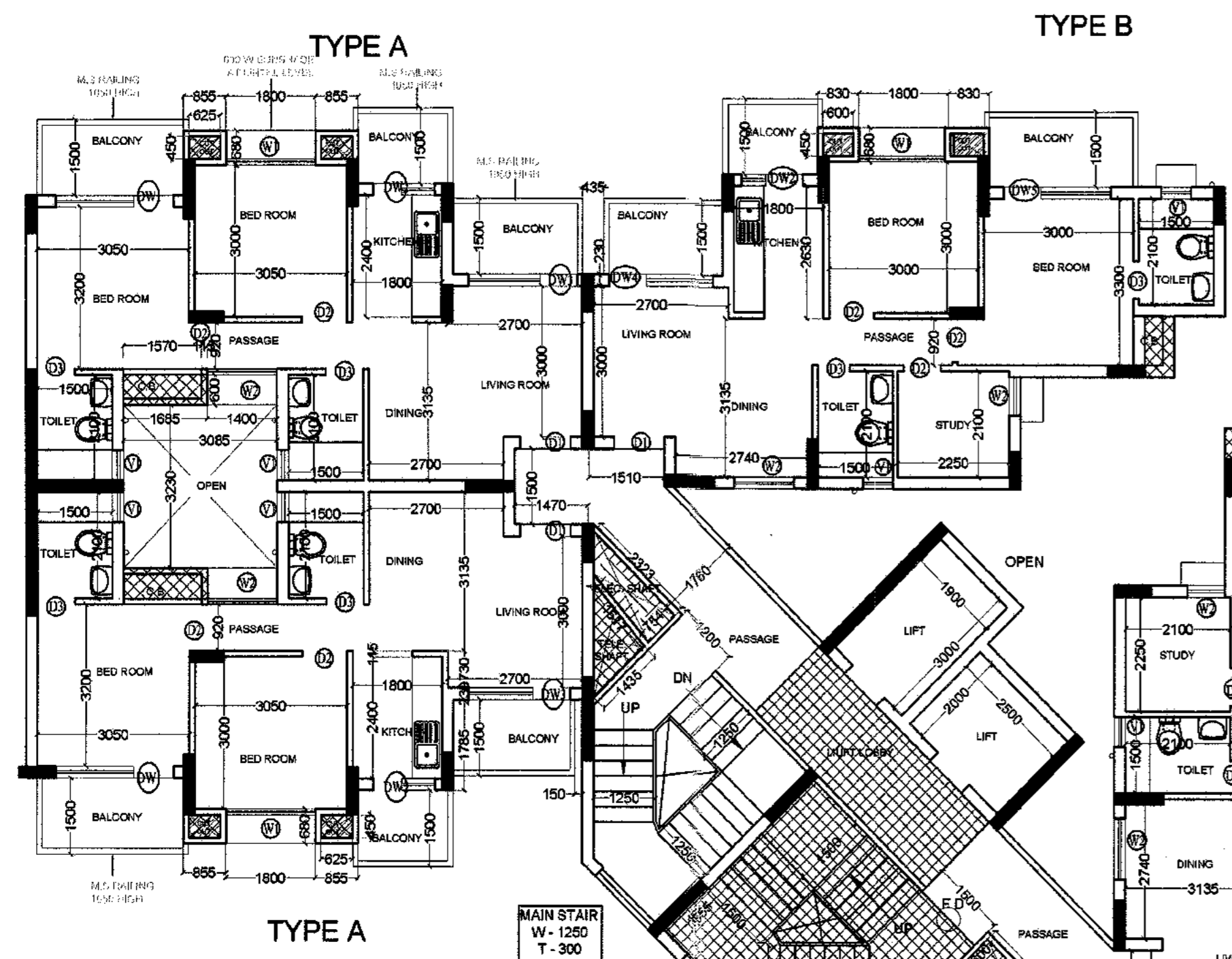
**CODE:**

**DEALT:**

**CHKD:**

**DATE:**

**DWG NO. 22**

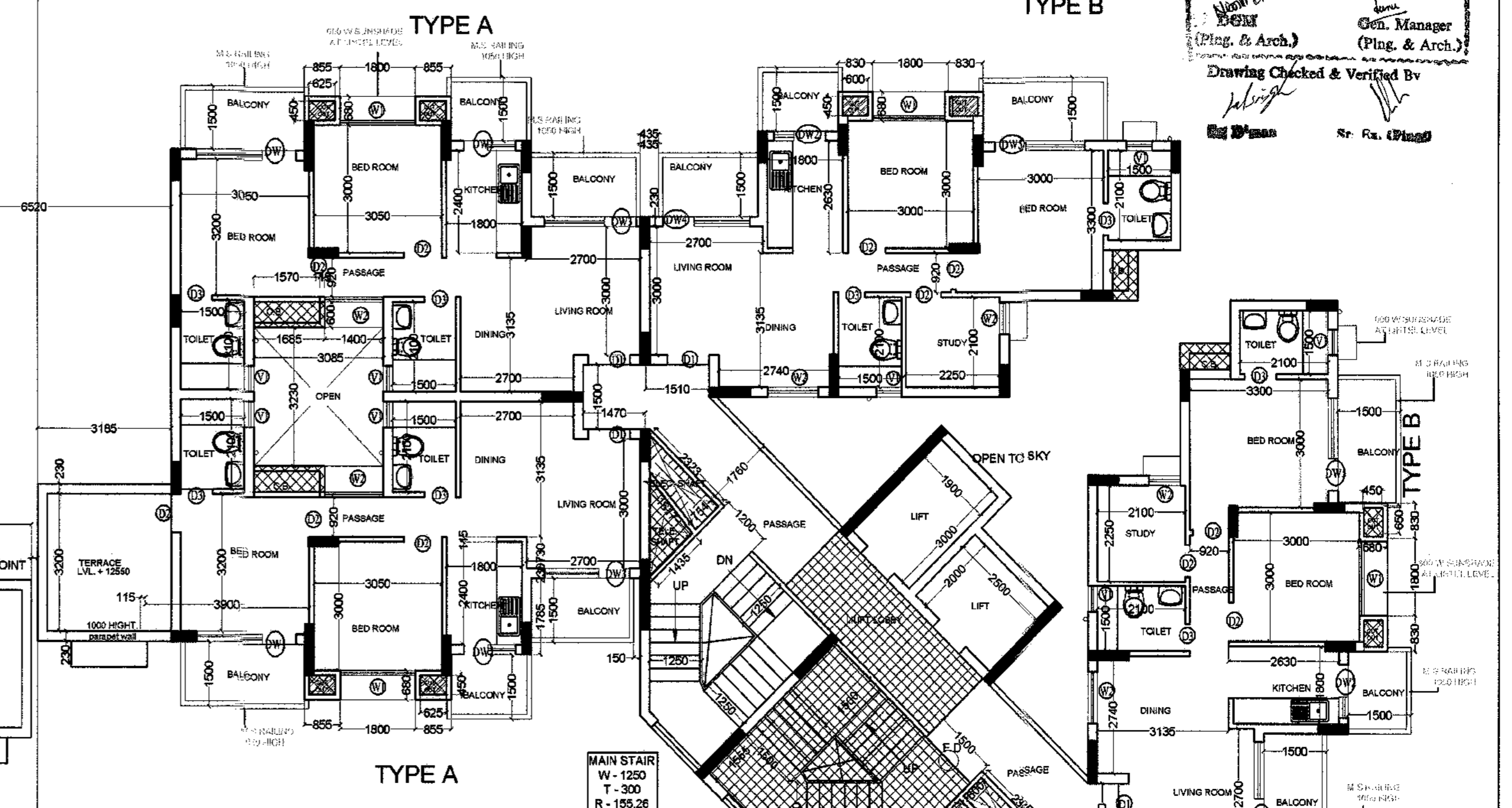


5th. TO 14th. FLOOR PLAN  
 TOWER -T-6 (G+14)

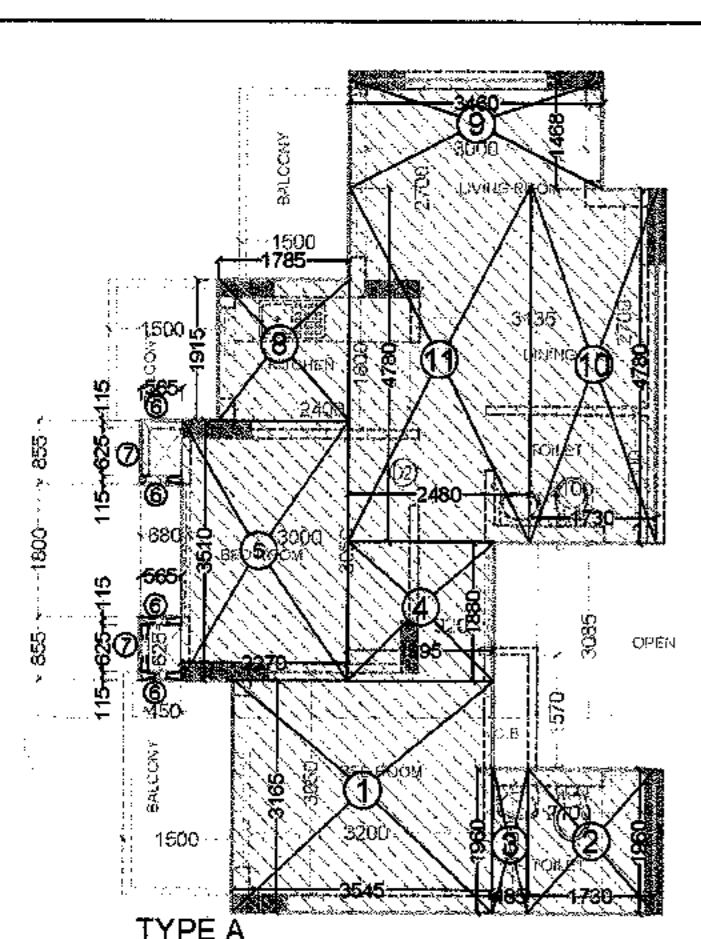
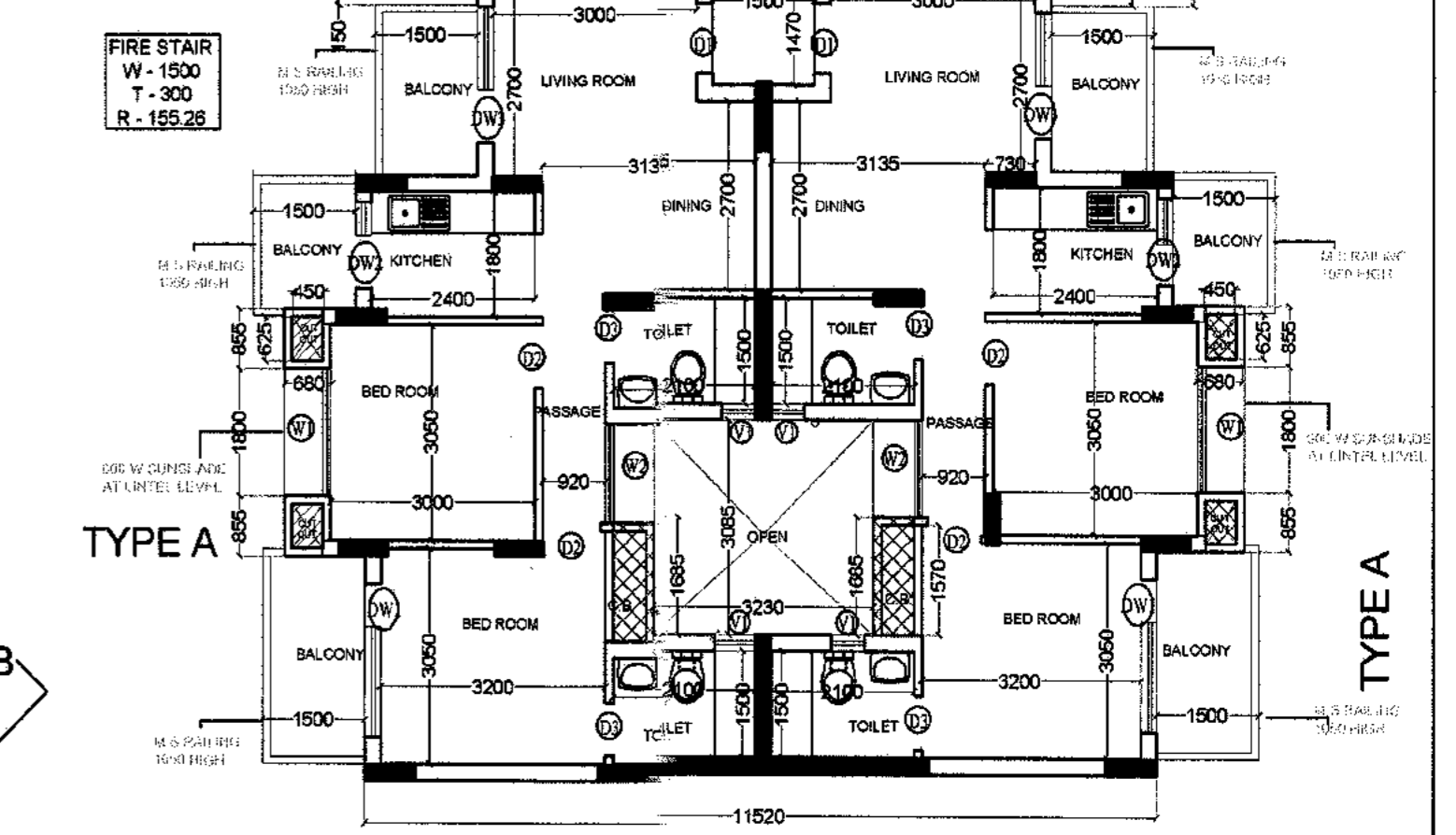
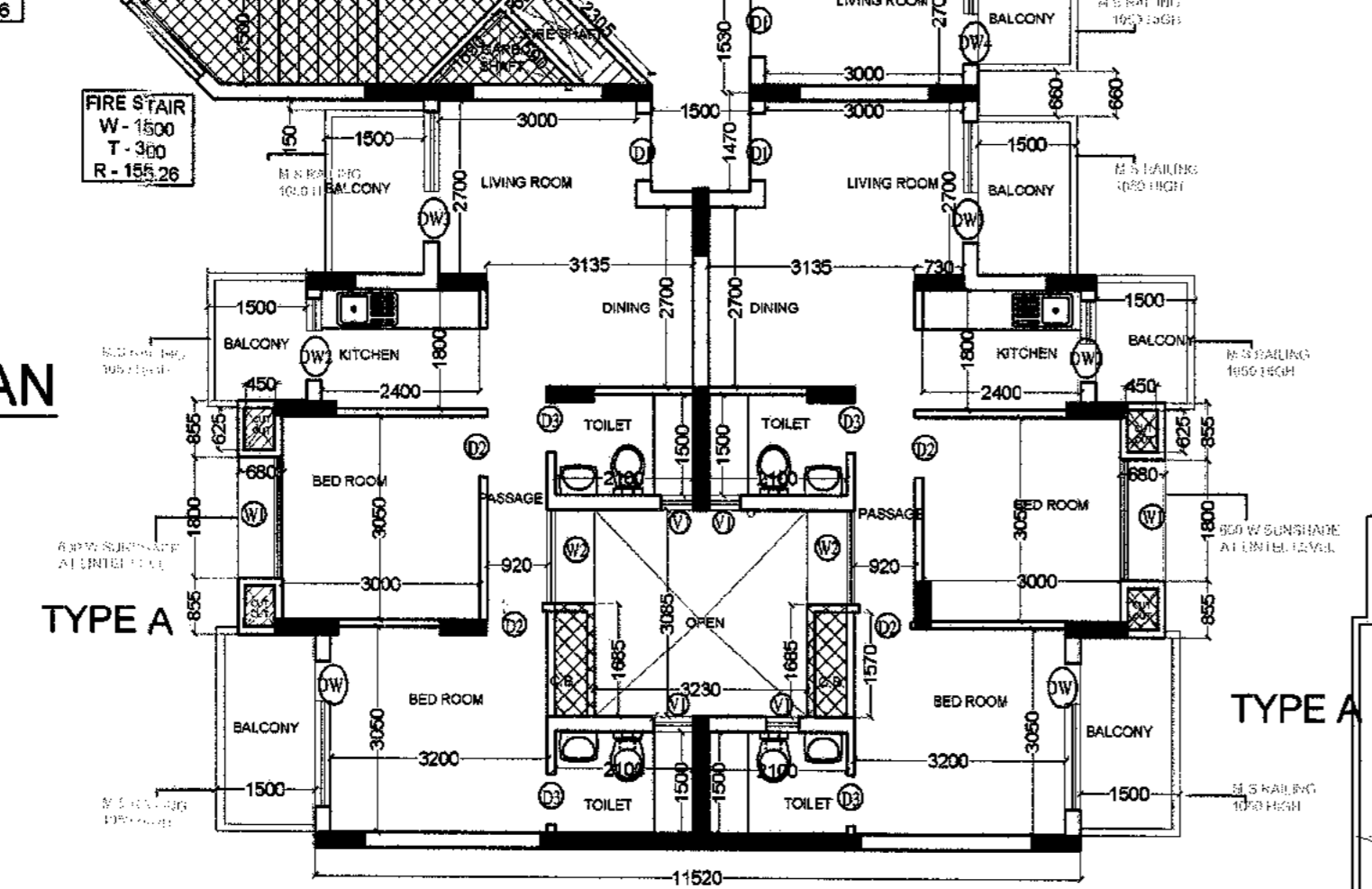
**SCHEDULE OF DOOR & WINDOW**

TYPE	SIZE	CILL. LVL.	LINTEL LVL.
D1	1050 X 2500	-----	2500
D2	900 X 2100	-----	2100
D3	750 X 2100	-----	2100
W1	1800 X 1800	600	2500
W2	1385 X 800	600	2500
W3	1800 X 2500	450	2500
DW1	2250 X 2500	450	2500
DW2	1350 X 2500	1150	2500
DW3	1800 X 2500	450	2500
DW4	1800 X 2500	450	2500
DW5	1950 X 2500	450	2500
V1	600 X 1000	1800	2500

TOWER -T-5 (G+25)

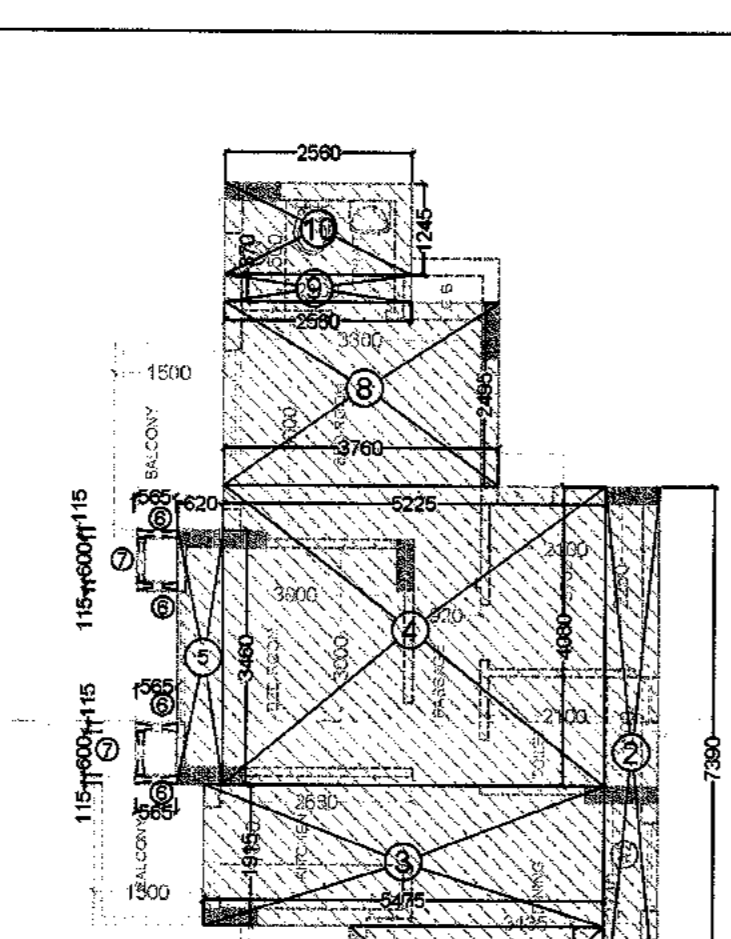


4th. FLOOR PLAN  
 TOWER -T-6 (G+14)



F.A.R. AREA DETAIL

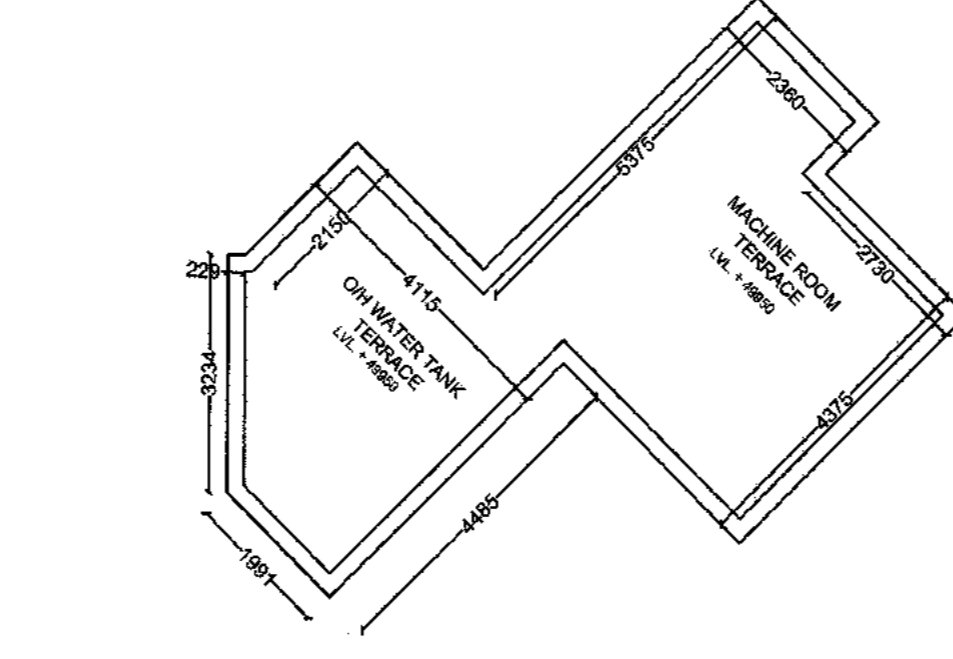
TYPE-A	NO.	SIZE	AREA
1.	3.545 X 3.165	11.219 SQ.M	
2.	3.730 X 1.960	7.311 SQ.M	
3.	0.485 X 1.960	0.950 SQ.M	
4.	3.395 X 1.890	6.417 SQ.M	
5.	2.270 X 3.510	7.967 SQ.M	
6.	0.565 X 0.115	0.065 SQ.M	
7.	0.115 X 0.625	0.072 SQ.M	
8.	1.765 X 1.515	2.673 SQ.M	
9.	3.460 X 1.470	5.086 SQ.M	
10.	1.730 X 4.780	8.289 SQ.M	
11.	2.480 X 4.780	11.854 SQ.M	
TOTAL ADDITIONS =		56.266 SQ.M	



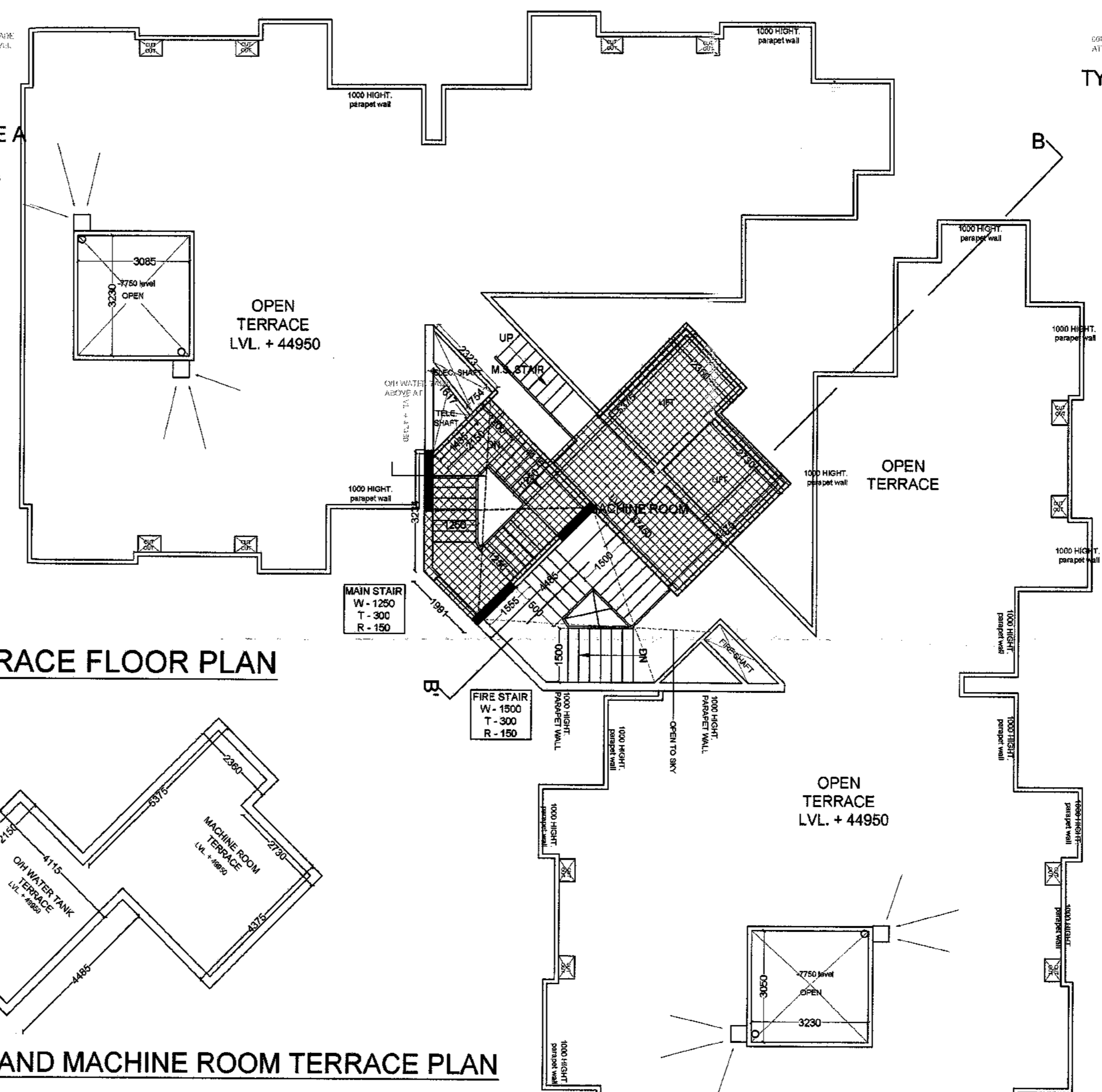
F.A.R. AREA DETAIL

TYPE-B & ENT LOBBY	NO.	SIZE	AREA
1.	3.460 X 2.700	9.342 SQ.M	
2.	0.750 X 7.390	5.542 SQ.M	
3.	5.475 X 1.915	10.480 SQ.M	
4.	9.225 X 4.800	44.280 SQ.M	
5.	0.225 X 0.115	0.026 SQ.M	
6.	0.620 X 3.460	2.145 SQ.M	
7.	0.565 X 1.115	0.629 SQ.M	
8.	0.620 X 0.115 X 2	0.138 SQ.M	
9.	3.845 X 2.345	9.016 SQ.M	
10.	2.450 X 0.370	0.907 SQ.M	
11.	2.550 X 1.245	3.187 SQ.M	
TOTAL ADDITIONS =		62.37 SQ.M	

TERRACE FLOOR PLAN



O/H TANK AND MACHINE ROOM TERRACE PLAN



ARCHITECT SIGN: [Signature]  
 OWNER SIGN: [Signature]  
 Authorised Signatory

CLIENT: **M/S RADHEY KRISHNA TECHNO BUILD (P) Ltd.**  
 B- 49, SECTOR 63, NOIDA, GAUTAM BUDDH NAGAR, U.P.

ARCHITECTS: **DAAT**  
**DAAT INDIA PRIVATE LIMITED**  
 S- 33, Greater Kailash-II, New Delhi-110048  
 Tel : 41638814/15, E-mail : daatindia@rediffmail.com

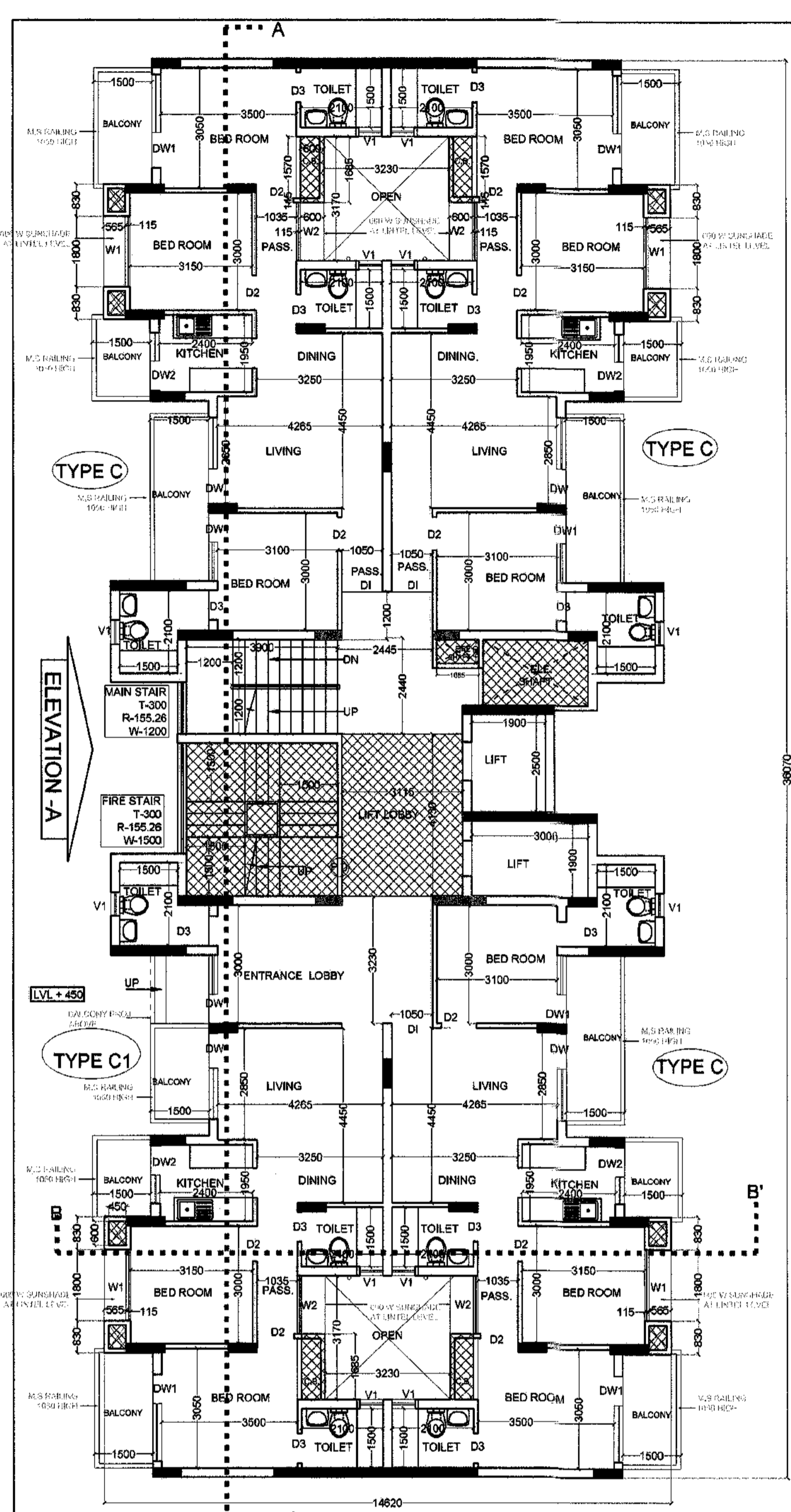
PROJECT: **REVISED SANCTION PLAN FOR GROUP HOUSING OF CASA GREEN - 1**  
 PLOT NO. - 04A, SECTOR -16, GREATER NOIDA, GAUTAM BUDDH NAGAR, U.P.

**SUBMISSION DRAWING**

SHEET TITLE: **TOWER -T-6 (G+14)**  
**4th. TO 14th. FLOOR & TERRACE PLAN.**

SCALE: 1:100  
 CODE: \_\_\_\_\_  
 DATE: \_\_\_\_\_  
 DEALT: \_\_\_\_\_  
 CHKD: \_\_\_\_\_

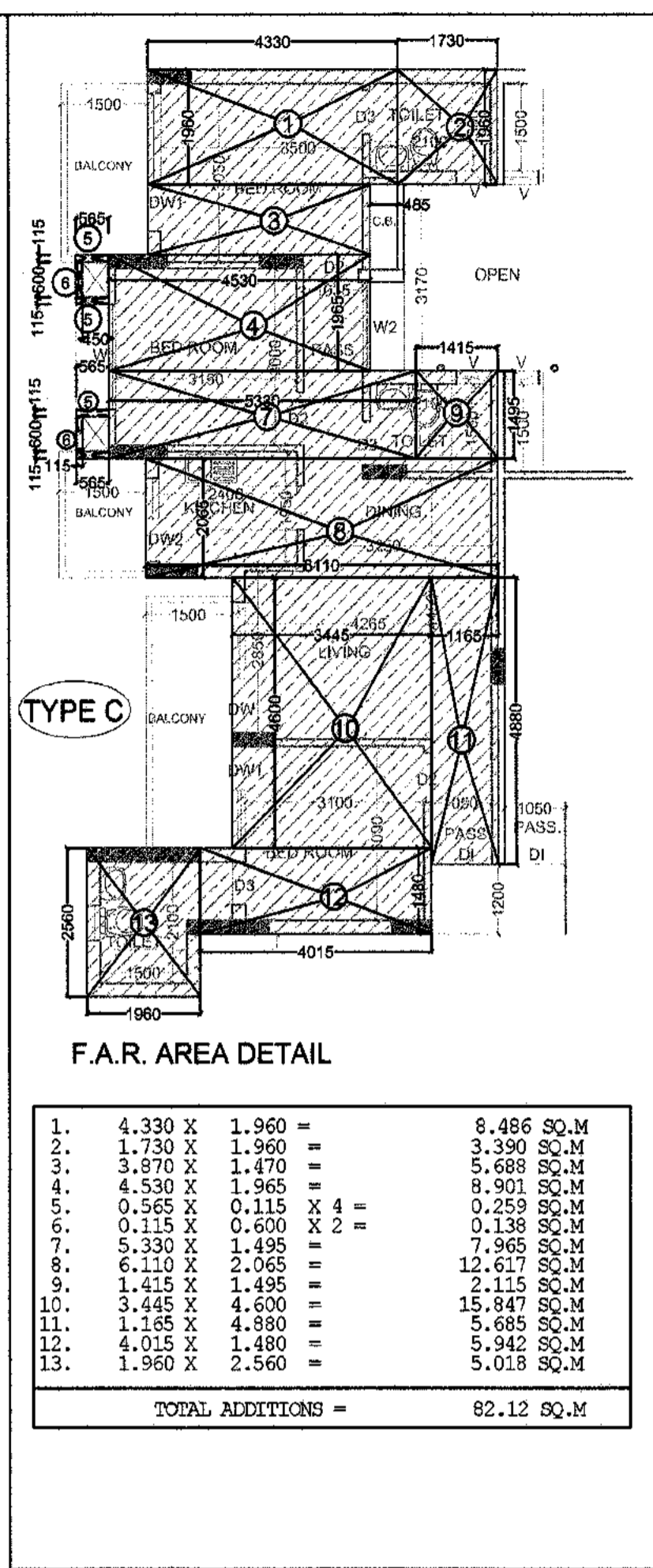
DWG NO. **23**



**TOWER -T-7  
 TOWER -T-7 AND T-8 (G+14) ARE SAME  
 GROUND FLOOR PLAN**

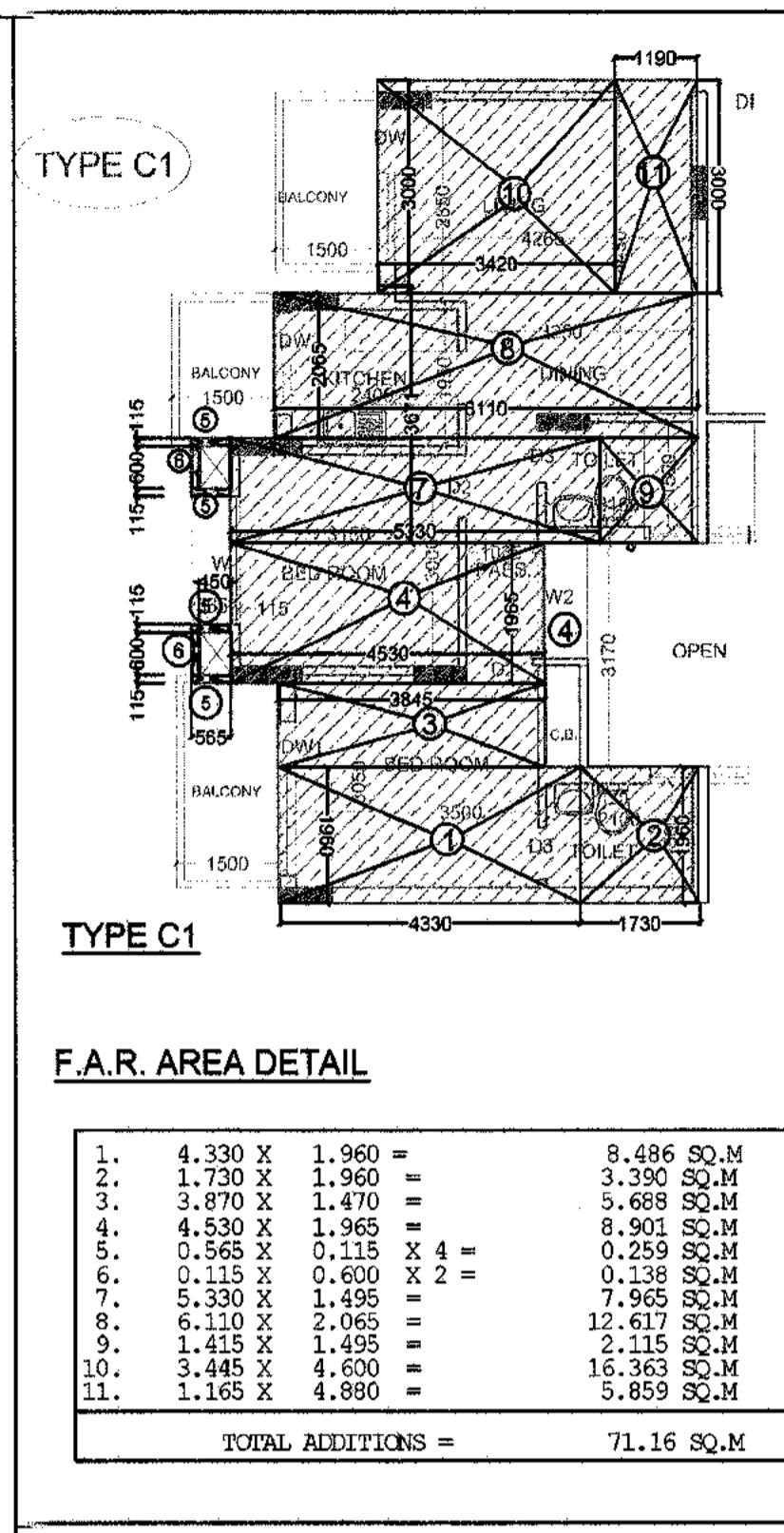
**TOWER -T-7 AND T-8 (G+14) ARE SAME**

<b>TOTAL ALL FLOOR F.A.R. AREA :-</b>	
GROUND FLOOR = 375.01 SQ.MT.	
1st. TO 14th. FLOOR AREA = 356.863 X 14 = 4996.082 SQ.MT.	
<b>TOTAL F.A.R. AREA = 5371.092 SQ.MT.</b>	
<b>TOTAL ALL FLOOR FACILITY AREA :-</b>	
GROUND FLOOR FACILITY AREA = 39.467 SQ.MT.	
1st. TO 14th. FLOOR AREA = 38.827 X 14 = 543.57 SQ.MT.	
<b>TOTAL FACILITY AREA = 583.037 SQ.MT.</b>	
<b>TERRACE (MUMTY &amp; MC) = 14.562+30.522 = 45.084 SQ.MT.</b>	
<b>TOTAL FACILITY AREA INCL. TERR. = 628.121 SQ.MT.</b>	
<b>TOTAL ALL FLOOR UNITS :-</b>	
GROUND FLOOR = 4 UNITS	
1st. TO 14th. FLOOR AREA = 4 X 14 = 56 UNITS	
<b>TOTAL UNITS = 60 UNITS</b>	
<b>TOTAL GROUND COVERAGE OF THE TOWER =</b>	
<b>F.A.R. AREA OF GROUND FLOOR + FACILITY AREA OF GROUND FLOOR = 375.01+ 39.477 = 414.477 SQ.MT.</b>	



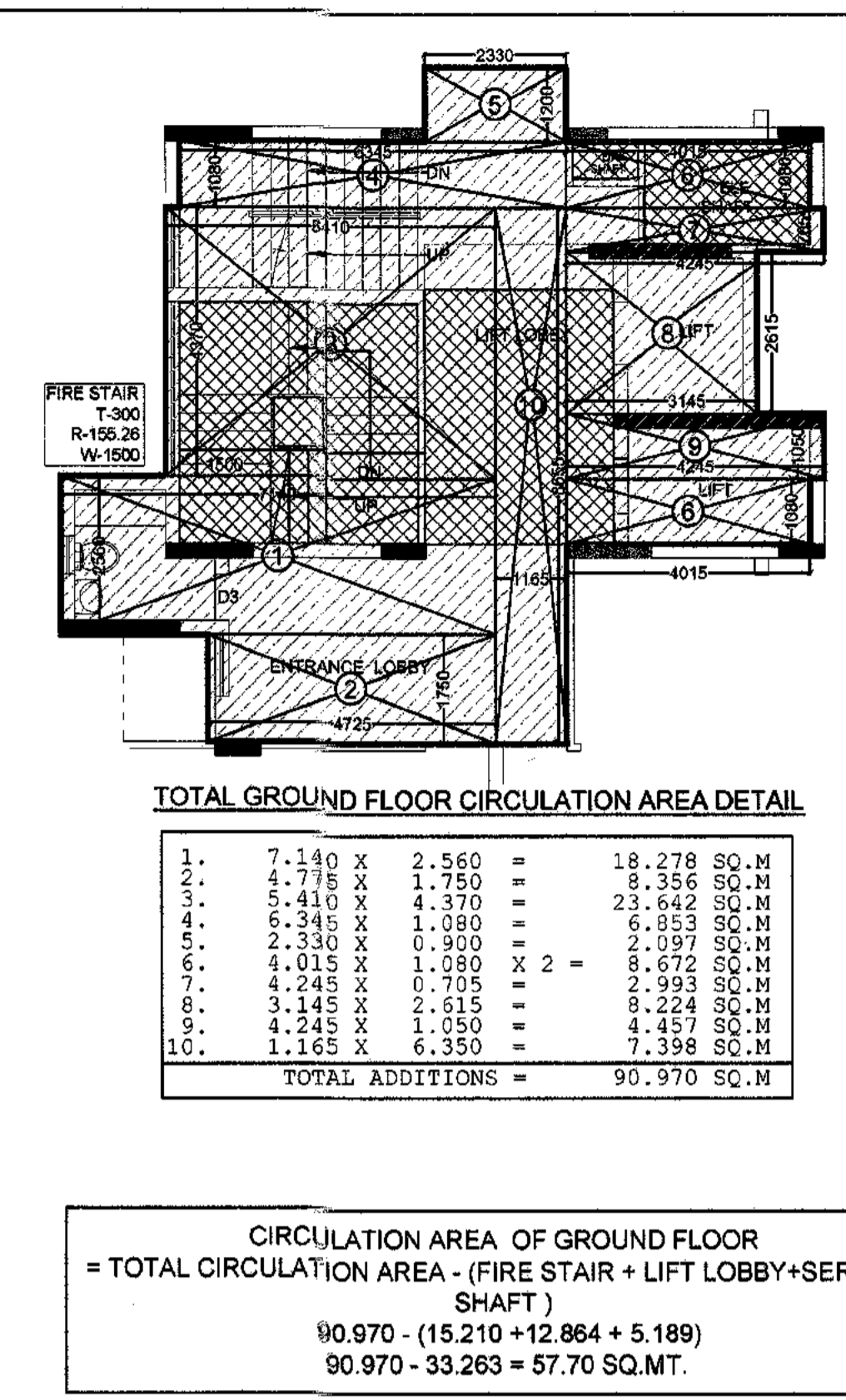
**F.A.R. AREA DETAIL**

1.	4.330 X 1.960	=	8.486 SQ.M
2.	1.730 X 1.960	=	3.390 SQ.M
3.	3.870 X 1.470	=	5.688 SQ.M
4.	4.530 X 1.965	=	8.901 SQ.M
5.	0.565 X 0.115	=	0.259 SQ.M
6.	0.115 X 0.600	=	0.138 SQ.M
7.	5.330 X 1.495	=	7.965 SQ.M
8.	6.110 X 2.065	=	12.617 SQ.M
9.	1.415 X 1.495	=	2.115 SQ.M
10.	3.445 X 4.600	=	15.847 SQ.M
11.	1.165 X 4.880	=	5.685 SQ.M
12.	4.015 X 1.480	=	5.942 SQ.M
13.	1.960 X 2.560	=	5.015 SQ.M
<b>TOTAL ADDITIONS = 82.12 SQ.M</b>			



**TYPE C1  
 F.A.R. AREA DETAIL**

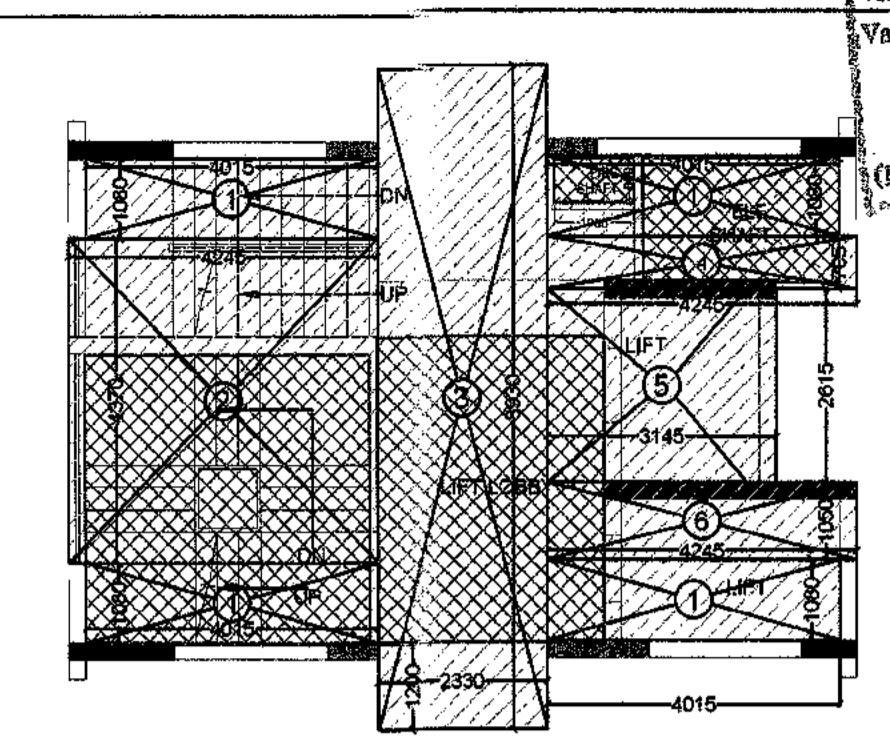
1.	4.330 X 1.960	=	8.486 SQ.M
2.	1.730 X 1.960	=	3.390 SQ.M
3.	3.870 X 1.470	=	5.688 SQ.M
4.	4.530 X 1.965	=	8.901 SQ.M
5.	0.565 X 0.115	=	0.259 SQ.M
6.	0.115 X 0.600	=	0.138 SQ.M
7.	5.330 X 1.495	=	7.965 SQ.M
8.	6.110 X 2.065	=	12.617 SQ.M
9.	1.415 X 1.495	=	2.115 SQ.M
10.	3.445 X 4.600	=	15.847 SQ.M
11.	1.165 X 4.880	=	5.685 SQ.M
<b>TOTAL ADDITIONS = 71.16 SQ.M</b>			



**TOTAL GROUND FLOOR CIRCULATION AREA DETAIL**

1.	7.140 X 2.560	=	18.278 SQ.M
2.	4.775 X 1.750	=	8.356 SQ.M
3.	5.410 X 4.370	=	23.642 SQ.M
4.	5.345 X 1.080	=	6.853 SQ.M
5.	2.330 X 0.900	=	2.097 SQ.M
6.	4.015 X 1.080 X 2	=	8.672 SQ.M
7.	4.245 X 0.705	=	2.993 SQ.M
8.	3.145 X 2.615	=	8.224 SQ.M
9.	4.245 X 1.050	=	4.457 SQ.M
10.	1.165 X 6.350	=	7.398 SQ.M
<b>TOTAL ADDITIONS = 90.970 SQ.M</b>			

**CIRCULATION AREA OF GROUND FLOOR  
 = TOTAL CIRCULATION AREA - (FIRE STAIR + LIFT LOBBY+SERVICE SHAFT)**  
 90.970 - (15.210+12.864 + 5.189)  
 90.970 - 33.263 = 57.70 SQ.MT.



**TOTAL 1st. FLOOR CIRCULATION AREA DETAIL**

1.	4.015 X 1.080 X 4	=	17.345 SQ.M
2.	4.245 X 4.370	=	18.551 SQ.M
3.	2.330 X 8.930	=	20.80 SQ.M
4.	4.245 X 0.705	=	2.993 SQ.M
5.	3.145 X 2.615	=	8.224 SQ.M
6.	4.245 X 1.050	=	4.457 SQ.M
<b>TOTAL ADDITIONS = 72.376 SQ.M</b>			

**CIRCULATION AREA OF 1st FLOOR  
 = TOTAL CIRCULATION AREA - (FIRE STAIR + LIFT LOBBY+SERVICE SHAFT + LIFT CUTOUT)**  
 72.376 - (15.210+12.864 + 5.189+10.450)  
 72.376 - 43.713 = 28.663 SQ.MT.

**AREA DETAILS (F.A.R.) GROUND FLOOR TOTAL CUPBOARD AREA**

FLAT AREA	3No.	246.15 Sq. M	1.551 X 4 = 6.204 SQ.MT.
TYPE C	3No.	246.15 Sq. M	1.551 X 4 = 6.204 SQ.MT.
TYPE C1	1No.	71.16 Sq. M	
<b>TOTAL AREA (Flat)</b> 4No. 317.31 Sq. M			
CIRCULATION AREA OF GROUND FLOOR	1No.	57.70 Sq. M	6.204 Sq. M
<b>TOTAL GROUND FLOOR F.A.R. AREA</b>		375.01 Sq. M	

**TOTAL FACILITY AREA OF GROUND FLOOR  
 = FIRE STAIR CASE + SERVICE SHAFT + LIFT LOBBY+CUPBOARD AREA**  
 = 15.210 + 5.189+12.864 +6.204 = 39.467 SQ.M.

**TOTAL FACILITY AREA OF 1st. TO 14th. FLOOR  
 = FIRE STAIR CASE + SERVICE SHAFT + LIFT LOBBY+CUPBOARD**  
 = 14.570 + 5.189+12.864 +6.204 = 38.827 SQ.M.

**AREA DETAILS (F.A.R.) 1st. TO 14th. FLOOR TOTAL CUPBOARD AREA**

FLAT AREA	4No.	328.20 Sq. M	1.551 X 4 = 6.204 SQ.MT.
TYPE C	4No. <td>328.20 Sq. M <td>1.551 X 4 = 6.204 SQ.MT. </td></td>	328.20 Sq. M <td>1.551 X 4 = 6.204 SQ.MT. </td>	1.551 X 4 = 6.204 SQ.MT.
<b>TOTAL AREA (Flat)</b> 4No. 328.20 Sq. M			
CIRCULATION AREA OF TYP. FLOOR	1No.	28.663 Sq. M	
<b>TOTAL TYP. FLOOR F.A.R. AREA</b>		356.863 Sq. M	6.204 Sq. M

**FACILITY AREA DETAIL**

**TYPE A UNIT  
 DETAIL OF CUPBOARD AREA AND CUT OUT**

1.	0.600 X 1.685	=	1.011 SQ.M
2.	0.450 X 0.600	=	0.27 SQ.M
3.	0.450 X 0.600	=	0.27 SQ.M
<b>TOTAL ADDITIONS = 1.551 SQ.M</b>			

**DETAIL OF SERVICE SHAFT AREA**

1.	2.730 X 1.670	=	4.559 SQ.M
2.	1.050 X 0.600	=	0.63 SQ.M
<b>TOTAL = 5.189 SQ.M</b>			

**DETAIL OF MAIN STAIR MUMTY AREA & WATER TANK AREA**

1.	5.305 X 2.745	=	14.562 SQ.M
----	---------------	---	-------------

**DETAIL OF LIFT CUT OUT**

1.	1.900 X 2.500	=	4.750 SQ.M
2.	3.000 X 1.900	=	5.700 SQ.M
<b>TOTAL = 10.450 SQ.M</b>			

**DETAIL OF MACHINE ROOM AREA**

1.	4.530 X 2.730	=	12.366 SQ.M
2.	5.630 X 3.225	=	18.156 SQ.M
<b>TOTAL = 30.522 SQ.M</b>			

**DETAIL OF FIRE STAIR AREA**

1.	3.900 X 3.900	=	15.210 SQ.M
----	---------------	---	-------------

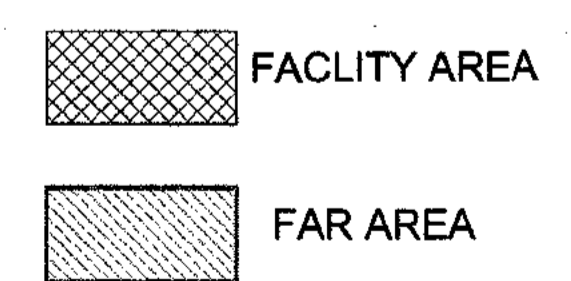
**FIRE STAIR WELL AREA DETAIL**

1.	0.800 X 0.800	=	0.640 SQ.M
----	---------------	---	------------

**FIRE STAIR CASE AREA OF 1st. FLOOR  
 = GROUND FLOOR STAIR AREA - WELL AREA  
 = 15.210 - 0.640 = 14.570 SQ.MT.**

**DETAIL OF LIFT LOBBY AREA**

1.	3.115 X 4.860	=	12.864 SQ.M
----	---------------	---	-------------



ARCHITECT SIGN: [Signature]  
 OWNER SIGN: [Signature]

CLIENT:  
**M/S RADHEY KRISHNA TECHNO BUILD (P) Ltd.**  
 B- 49, SECTOR 63, NOIDA, GAUTAM BU DH NAGAR, U.P.

ARCHITECTS:  
**DAAT**  
**DAAT INDIA PRIVATE LIMITED**  
 S- 33, Greater Kailash-II, New Delhi-110048  
 Tel : 41638814/15, E-mail : daatindia@rediffmail.com

PROJECT:  
**REVISED SANCTION PLAN FOR GROUP HOUSING OF CASA GREEN - 1**  
 PLOT NO. - 04A, SECTOR -16, GREATER NOIDA, GAUTAM BU DH NAGAR, U.P.


**SUBMISSION DRAWING**

SHEET TITLE:  
**TOWER -T-7 (G+14)  
 GROUND FLOOR PLAN & AREA DETAIL  
 TOWER -T-7 AND T-8 (G+14) AREA SAME**

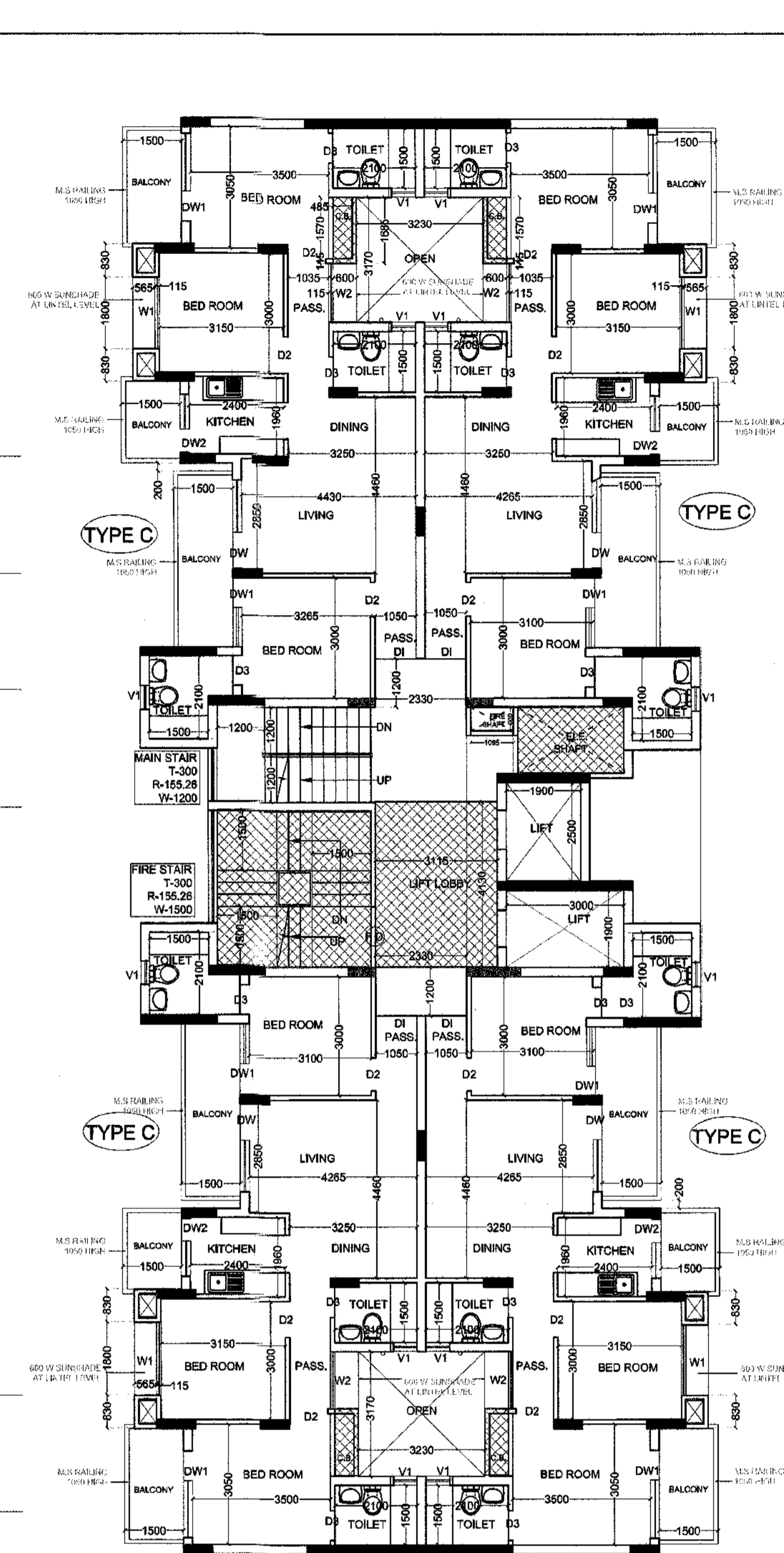
SCALE: 1:100  
 CODE:  
 DEALT:  
 CHKD:  
 DATE:

DWG NO. 26

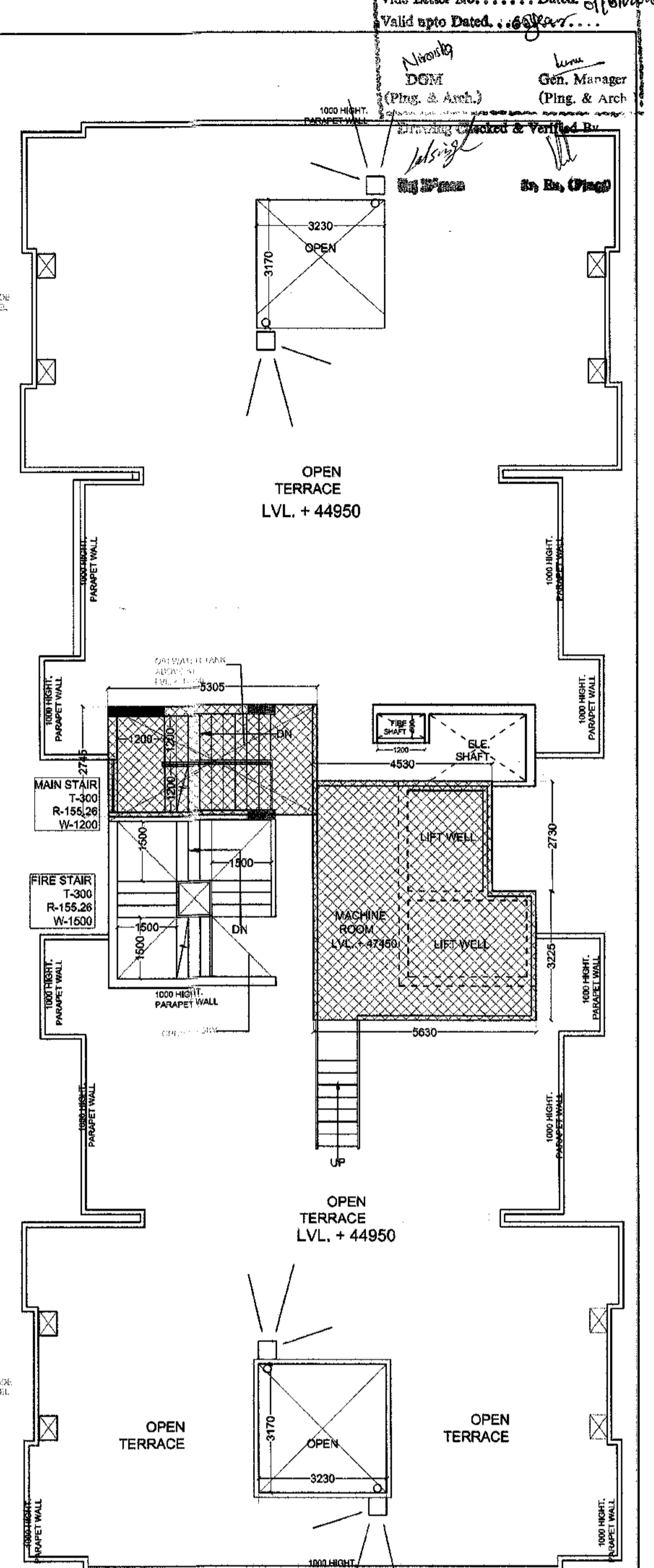
[Compass Rose]



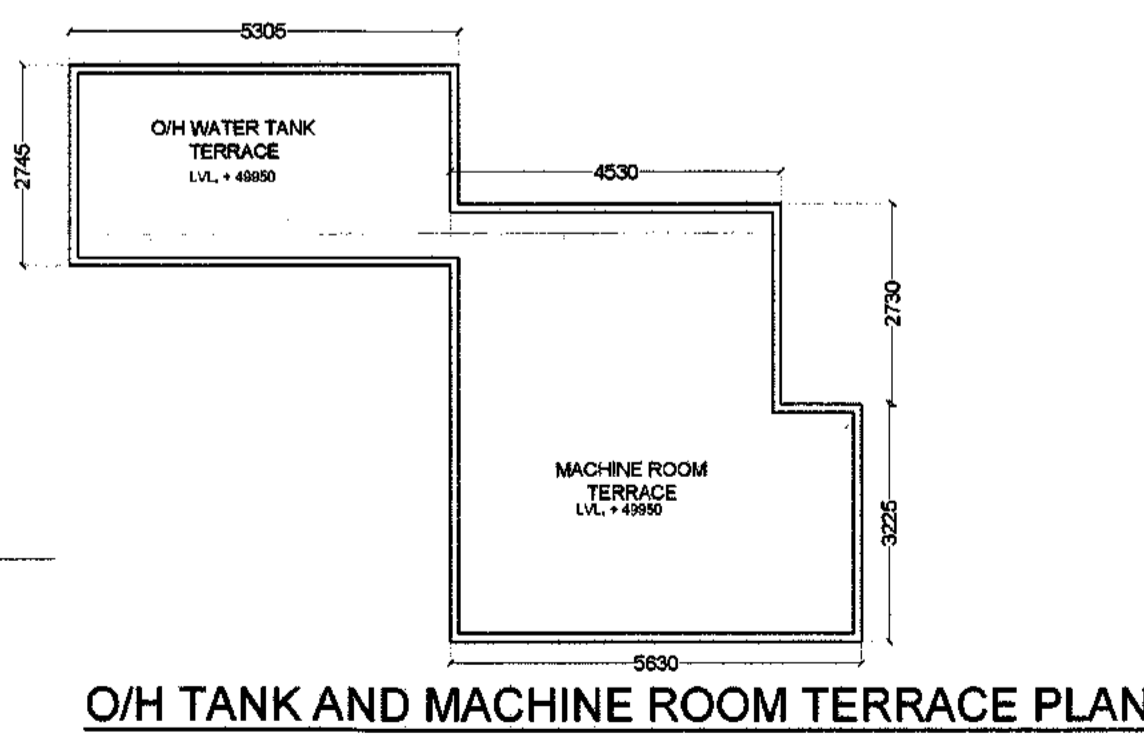
**ELEVATION - A-A**



**TOWER - T-7  
 TOWER - T-7 AND T-8 (G+14) ARE SAME  
 1st. TO 14th. FLOOR PLAN**



**TERRACE FLOOR PLAN**



**O/H TANK AND MACHINE ROOM TERRACE PLAN**

SCHEDULE OF DOOR & WINDOW			
TYPE	SIZE	CILL LVL.	LINTEL LVL.
D1	1050 X 2500	---	2500
D2	900 X 2100	---	2100
D3	750 X 2100	---	2100
W1	1800 X 1800	600	2500
W2	1385 X 600	600	2500
DW1	2250 X 2500	450	2500
DW2	1350 X 2500	1150	2500
DW3	1800 X 2500	450	2500
DW4	1800 X 2500	450	2500
DW5	1950 X 2500	450	2500
V1	600 X 1000	1500	2500

CLIENT:-  
**M/S RADHEY KRISHNA TECHNO BUILD (P) Ltd.**  
 B- 49, SECTOR 63, NOIDA, GAUTAM BUDH NAGAR, U.P.

ARCHITECTS:-  
**DAAT DAAT INDIA PRIVATE LIMITED**  
 S- 33, Greater Kailash-II, New Delhi-110048  
 Tel : 41638814/15, E-mail : daatindia@rediffmail.com

PROJECT:-  
**REVISED SANCTION PLAN FOR GROUP HOUSING OF CASA GREEN - 1**  
 PLOT NO. - 04A, SECTOR -16, GREATER NOIDA, GAUTAM BUDH NAGAR, U.P.

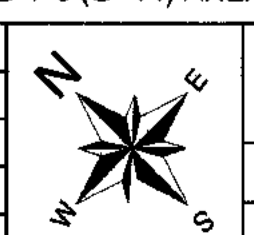

**SUBMISSION DRAWING**

SHEET TITLE:  
**TOWER - T-7  
 1st. TO 14th. FLOOR PLAN, TERRACE PLAN & AREA DETAIL  
 TOWER - T-7 AND T-8 (G+14) AREA SAME**

SCALE: 1:100

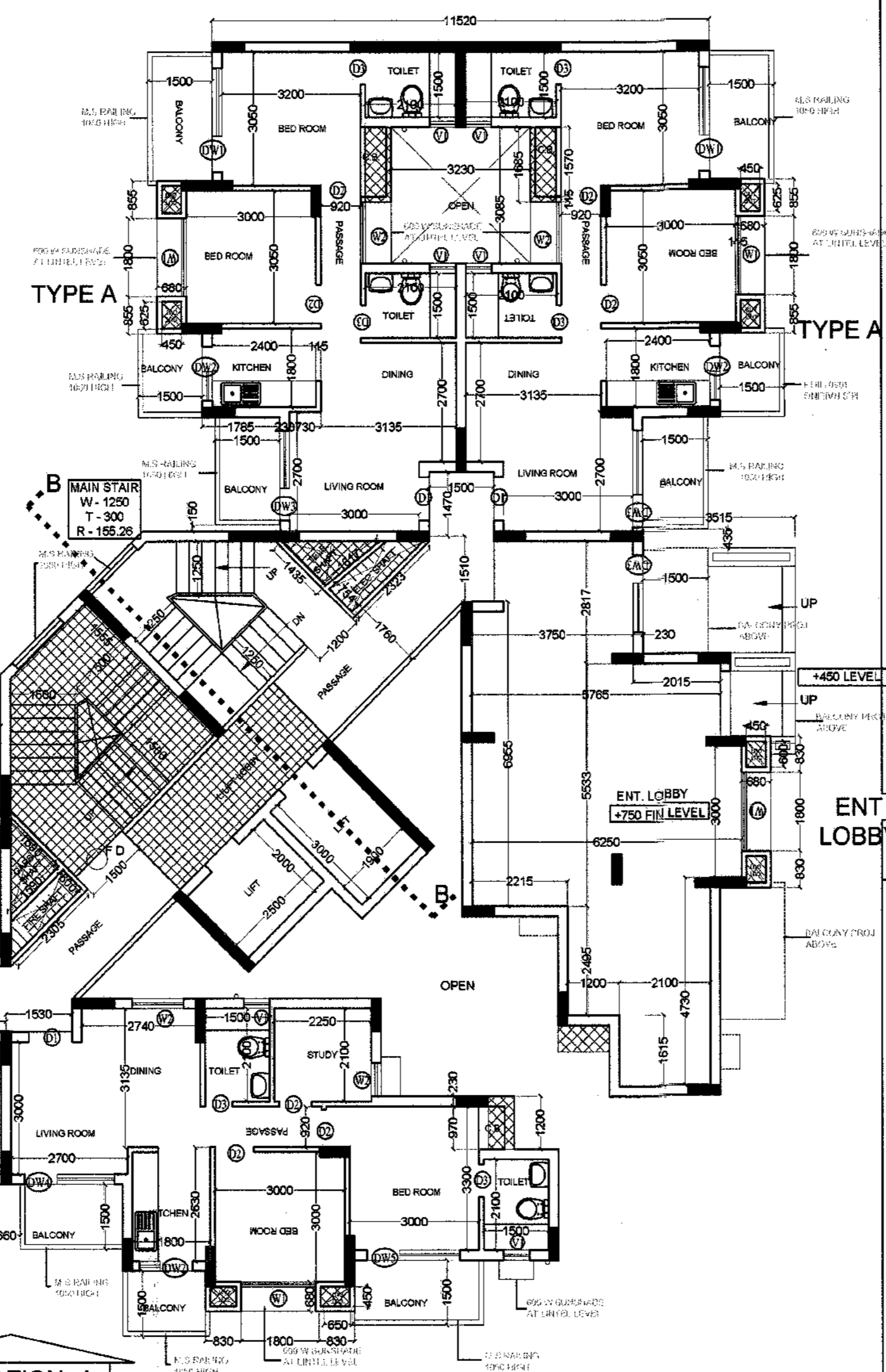
CODE:  
 DEALT:  
 CHKD:  
 DATE:

DWG NO.  
**27**

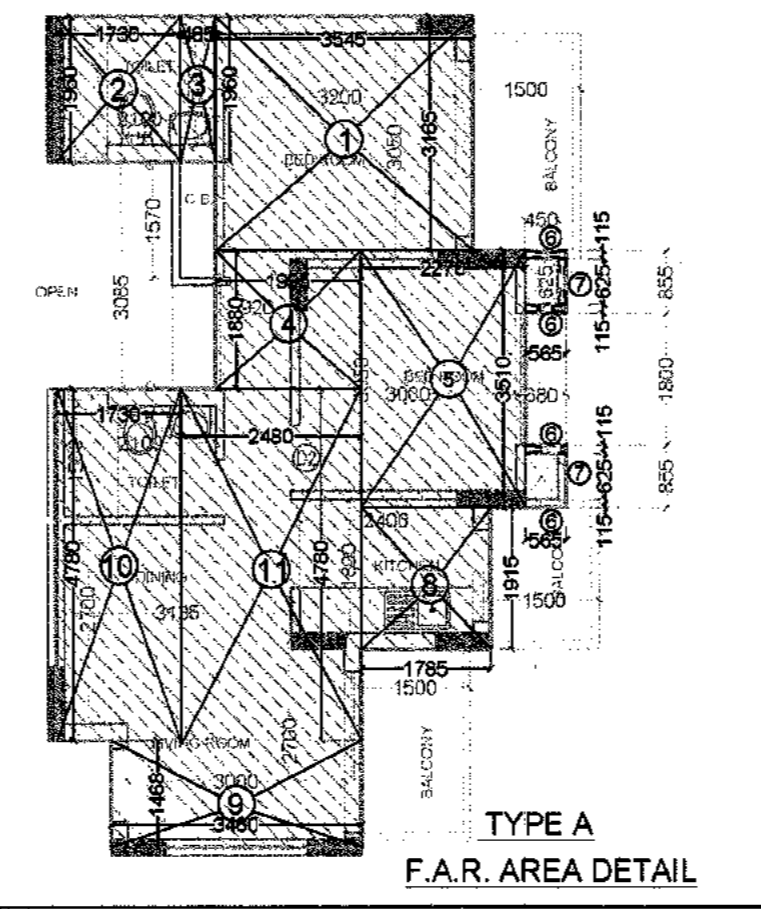


**SCHEDULE OF DOOR & WINDOW**

TYPE	SIZE	CILL. LVL.	LINTEL LVL.
D1	1050 X 2500	-----	2500
D2	900 X 2100	-----	2100
D3	750 X 2100	-----	2100
W1	1800 X 1800	600	2500
W2	1385 X 800	600	2500
W3			
DW1	2250 X 2500	450	2500
DW2	1390 X 2500	1150	2500
DW3	1800 X 2500	450	2500
DW4	1800 X 2500	450	2500
DW5	1950 X 2500	450	2500
V1	800 X 1000	1500	2500

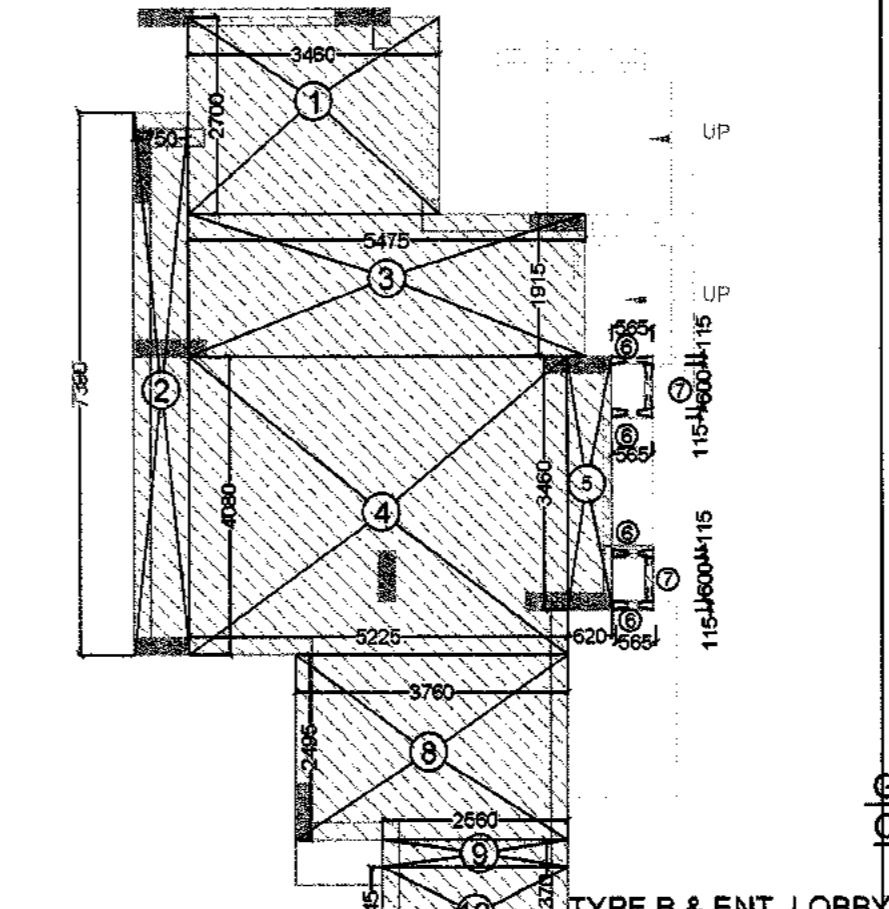


**ELEVATION - A**  
**GROUND FLOOR PLAN**  
**TOWER - T-9 (G+14)**



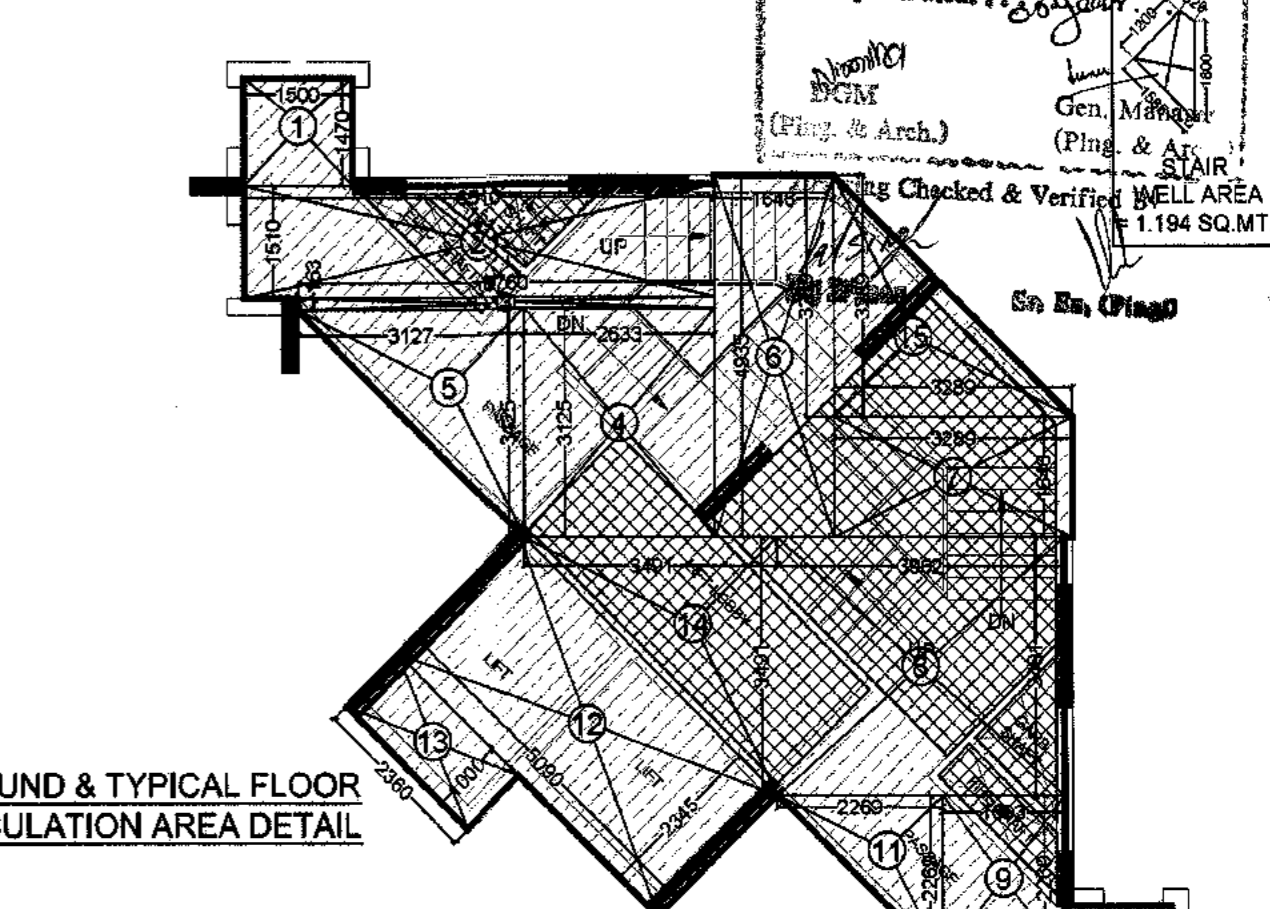
**TYPE A F.A.R. AREA DETAIL**

1.	3.545 X	3.165 =	11.219 SQ.M
2.	1.730 X	1.960 =	3.391 SQ.M
3.	0.485 X	1.960 =	0.950 SQ.M
4.	1.995 X	1.830 =	3.750 SQ.M
5.	2.270 X	3.510 =	7.967 SQ.M
6.	0.565 X	0.115 X 4 =	0.259 SQ.M
7.	0.115 X	0.625 X 2 =	0.103 SQ.M
8.	1.785 X	1.915 =	3.418 SQ.M
9.	3.460 X	1.470 =	5.086 SQ.M
10.	1.730 X	4.780 =	8.269 SQ.M
11.	2.740 X	4.780 =	13.088 SQ.M
12.	2.480 X	4.780 =	11.854 SQ.M
<b>TOTAL ADDITIONS = 56.266 SQ.M</b>			



**TYPE B & ENT. LOBBY F.A.R. AREA DETAIL**

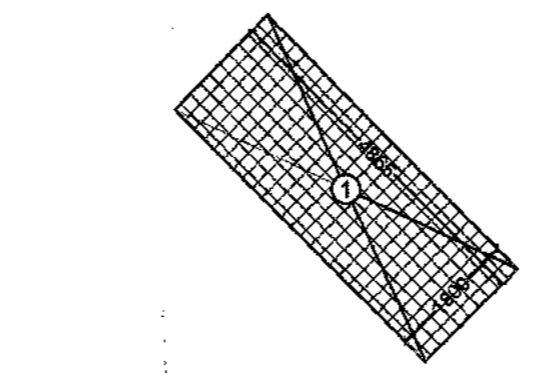
1.	3.460 X	2.700 =	9.342 SQ.M
2.	0.750 X	7.390 =	5.542 SQ.M
3.	5.475 X	1.915 =	10.480 SQ.M
4.	5.225 X	4.090 =	21.318 SQ.M
5.	0.620 X	3.460 =	2.145 SQ.M
6.	0.565 X	0.115 X 4 =	0.250 SQ.M
7.	0.565 X	0.115 X 2 =	0.138 SQ.M
8.	3.845 X	2.345 =	9.016 SQ.M
9.	2.560 X	0.370 =	0.947 SQ.M
10.	2.560 X	1.245 =	3.187 SQ.M
<b>TOTAL ADDITIONS = 62.37 SQ.M</b>			



**TOTAL CIRCULATION AREA DETAIL**

1.	1.55 X	1.47 X 2 =	4.410 SQ.M
2.	6.510 X	1.531 =	9.930 SQ.M
3.	5.760 X	0.163 =	0.939 SQ.M
4.	2.633 X	3.125 =	8.228 SQ.M
5.	0.5 X	3.127 X 3.125 =	4.896 SQ.M
6.	1.646 X	4.935 =	8.123 SQ.M
7.	3.289 X	1.646 =	5.414 SQ.M
8.	3.962 X	3.491 =	13.831 SQ.M
9.	1.693 X	2.269 =	3.941 SQ.M
10.	1.530 X	0.750 =	1.148 SQ.M
11.	0.5 X	2.269 X 2.269 =	2.574 SQ.M
12.	2.345 X	5.090 =	11.936 SQ.M
13.	1.000 X	2.360 =	2.360 SQ.M
14.	0.5 X	3.491 X 3.491 =	6.094 SQ.M
15.	0.5 X	3.289 X 3.289 =	5.409 SQ.M
<b>TOTAL ADDITIONS = 89.023 SQ.M</b>			

**FACILITY AREA DETAIL**



**DETAIL OF LIFT LOBBY AREA**

1.	1.800 X	4.865 =	8.757 SQ.M
<b>TOTAL ADDITIONS = 8.757 SQ.M</b>			

**DETAIL OF SERVICE SHAFT AREA**

0.5 X	1.819 X	0.562 =	0.511 SQ.M
0.5 X	1.819 X	0.715 =	0.650 SQ.M
0.5 X	0.605 X	0.595 =	0.180 SQ.M
0.5 X	2.274 X	1.015 =	1.154 SQ.M
0.5 X	0.600 X	1.705 =	1.023 SQ.M
0.5 X	0.600 X	0.600 =	0.180 SQ.M
0.5 X	2.248 X	1.124 =	1.263 SQ.M
<b>TOTAL ADDITIONS = 4.961 SQ.M</b>			

**CIRCULATION AREA OF GROUND FLOOR**  
 = TOTAL CIRCULATION AREA - (FIRE STAIR + LIFT LOBBY + SERVICE SHAFT AREA)  
 89.023 - (8.757 + 17.198 + 4.961)  
 89.023 - 30.916 = 58.107 SQ.MT.

**CIRCULATION AREA OF 1st. FLOOR TO 14th FLOOR**  
 = TOTAL CIRCULATION AREA - (FIRE STAIR + LIFT LOBBY + SERVICE SHAFT + LIFT CUTOUT + MAIN STAIR WELL AREA)  
 89.023 - (8.757 + 17.198 + 10.77 + 4.961 + 1.194)  
 89.023 - 42.81 = 46.213 SQ.MT.

**AREA DETAILS (F.A.R.) GROUND FLOOR**

FLAT AREA	4No.	225.064 Sq. M	1.573 X 4 = 6.292
TYPE A	56.266		
TYPE B	62.37		
ENT. LOBBY	62.37		
<b>TOTAL AREA (Flat)</b>	<b>5No.</b>	<b>349.804 Sq. M</b>	<b>1.311 X 1 = 1.311</b>
<b>CIRCULATION AREA OF 1st. FLOOR</b>	<b>1No.</b>	<b>58.107 Sq.M</b>	
<b>TOTAL 1st. FLOOR F.A.R. AREA</b>		<b>407.911 Sq.M</b>	<b>8.914 Sq.M</b>

**TOTAL FACILITY AREA OF GROUND FLOOR**  
 = FIRE STAIR CASE + SERVICE SHAFT + LIFT LOBBY + CUPBOARD AREA  
 = 17.198 + 4.961 + 8.757 + 8.914 + 39.83 SQ.M

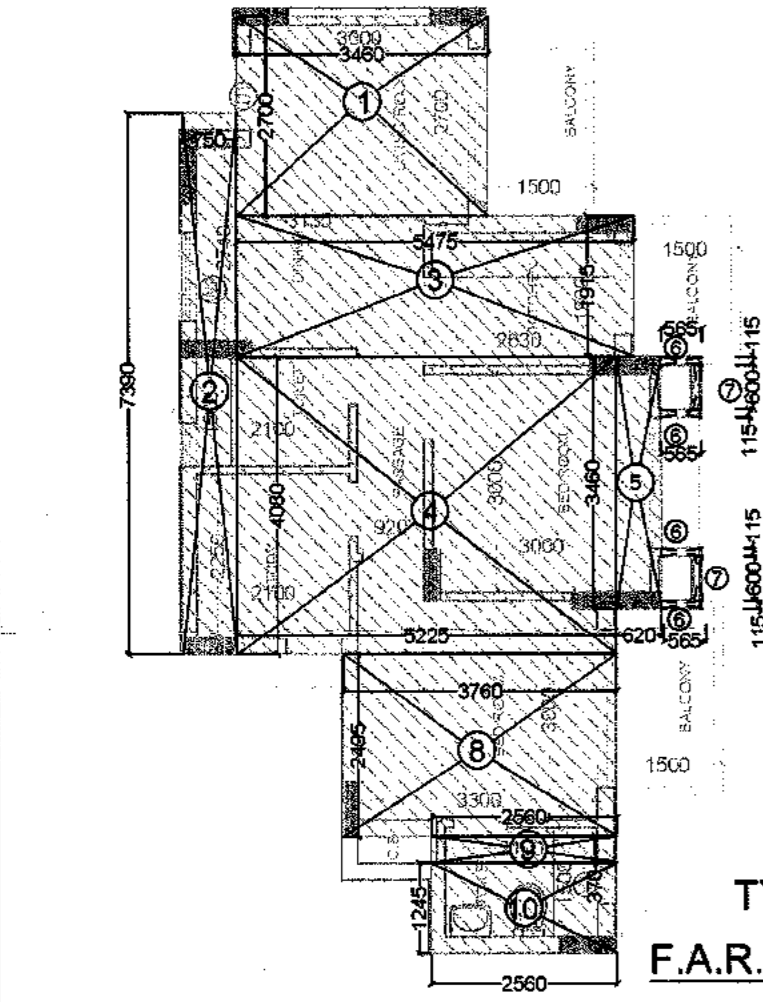
**AREA DETAILS (F.A.R.) 1st. TO 14th. FLOOR**

FLAT AREA	2No.	124.74 Sq. M	1.311 X 2 = 2.622
A TYPE	56.266		
B TYPE	62.37		
<b>TOTAL AREA (Flat)</b>	<b>6No.</b>	<b>349.804 Sq. M</b>	
<b>CIRCULATION AREA OF 1st. TO 14th. FLOOR</b>	<b>1No.</b>	<b>46.213 Sq.M</b>	
<b>TOTAL TYPICAL FLOOR F.A.R. AREA</b>		<b>396.017 Sq.M</b>	<b>8.914 Sq.M</b>

ARCHITECT SIGN: [Signature]  
 OWNER SIGN: [Signature]  
 CLIENT: **M/S RADHEY KRISHNA TECHNO BUILD (P) Ltd.**  
 B- 49, SECTOR 63, NOIDA, GAUTAM BUDDH NAGAR, U.P.  
 ARCHITECTS: **DAAT**  
**DAAT INDIA PRIVATE LIMITED**  
 S- 33, Greater Kailash-II, New Delhi-110048  
 Tel: +91 838814/15, E-mail: daatindia@rediffmail.com

PROJECT: **REVISED SANCTION PLAN FOR GROUP HOUSING OF CASA GREEN - 1**  
**PLOT NO. - 04A, SECTOR - 16, GREATER NOIDA, GAUTAM BUDDH NAGAR, U.P.**

**SUBMISSION DRAWING**  
 SHEET TITLE: **TOWER - T-9 (G+14) GROUND & TERRACE FLOOR PLAN & AREA DETAIL**  
 SCALE: 1:100  
 CODE: [Blank]  
 DEALT: [Blank]  
 CHKD: [Blank]  
 DATE: [Blank]  
 DWG NO. **29**



**TYPE B F.A.R. AREA DETAIL**

1.	3.460 X	2.700 =	9.342 SQ.M
2.	0.750 X	7.390 =	5.542 SQ.M
3.	5.475 X	1.915 =	10.480 SQ.M
4.	5.225 X	4.090 =	21.318 SQ.M
5.	0.620 X	3.460 =	2.145 SQ.M
6.	0.565 X	0.115 X 4 =	0.250 SQ.M
7.	0.565 X	0.115 X 2 =	0.138 SQ.M
8.	3.845 X	2.345 =	9.016 SQ.M
9.	2.560 X	0.370 =	0.947 SQ.M
10.	2.560 X	1.245 =	3.187 SQ.M
<b>TOTAL ADDITIONS = 62.37 SQ.M</b>			

**TOWER - T-9 (G+14)**

**TOTAL ALL FLOOR F.A.R. AREA :-**  
 GROUND FLOOR = 407.911 SQ.MT.  
 1st. TO 14th. FLOOR AREA = 396.017 X 14 = 554.4238 SQ.MT.  
**TOTAL F.A.R. AREA = 962.3349 SQ.MT.**

**TOTAL ALL FLOOR FACILITY AREA :-**  
 GROUND FLOOR FACILITY AREA = 39.83 SQ.MT.  
 1st. TO 14th. FLOOR AREA = 38.686 X 14 = 541.604 SQ.MT.  
**TOTAL FACILITY AREA = 581.434 SQ.MT.**  
 TERRACE (MUMTY & MIC) = 16.698 + 24.82 = 41.318 SQ.MT.  
**TOTAL FACILITY AREA INCL. TERR. = 622.752 SQ.MT.**

**TOTAL ALL FLOOR UNITS :-**  
 GROUND FLOOR = 5 UNITS  
 1st. TO 14th. FLOOR AREA = 6 X 14 = 84 UNITS  
**TOTAL UNITS = 84 + 5 = 89 UNITS**

**TOTAL GROUND COVERAGE OF THE TOWER = F.A.R. AREA OF GROUND FLOOR + FACILITY AREA OF GROUND FLOOR**  
 407.911 + 39.83 = 447.741 SQ.MT.

**TYPE A UNIT**  
**DETAIL OF CUPBOARD AREA AND CUT OUT**

1.	0.600 X	1.685 =	1.011 SQ.M
2.	0.450 X	0.625 =	0.281 SQ.M
3.	0.450 X	0.625 =	0.281 SQ.M
<b>TOTAL ADDITIONS = 1.573 SQ.M</b>			

**TYPE B UNIT**  
**DETAIL OF CUPBOARD AREA AND CUT OUT**

1.	1.285 X	0.600 =	0.771 SQ.M
2.	0.450 X	0.600 =	0.270 SQ.M
3.	0.450 X	0.600 =	0.270 SQ.M
<b>TOTAL ADDITIONS = 1.311 SQ.M</b>			

**DETAIL OF MAIN STAIR MUMTY & WATER TANK AREA**

1.	2.150 X	4.115 =	8.847 SQ.M
2.	1.991 X	2.450 =	4.878 SQ.M
3.	0.5 X	3.242 X 1.605 =	2.602 SQ.M
4.	0.5 X	3.242 X 0.229 =	0.371 SQ.M
<b>TOTAL ADDITIONS = 16.698 SQ.M</b>			

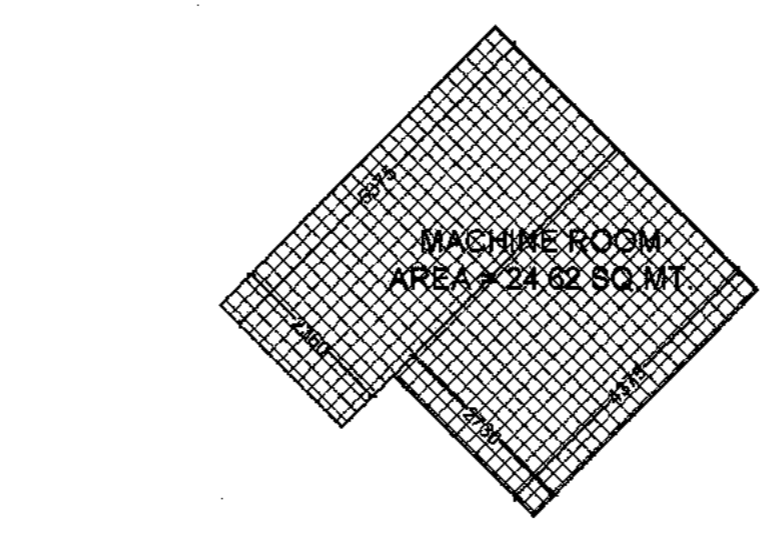
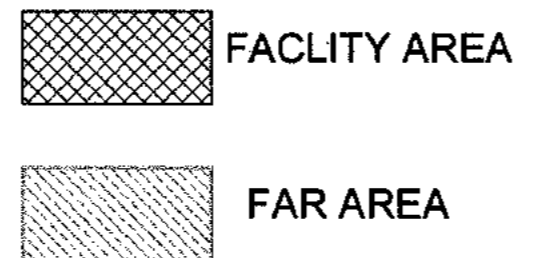
**DETAIL OF FIRE STAIR CASE AREA OF GROUND FLOOR**

1.	2.450 X	4.255 =	10.425 SQ.M
2.	2.135 X	2.120 =	4.526 SQ.M
3.	0.5 X	2.120 X 2.120 =	2.247 SQ.M
<b>TOTAL ADDITIONS = 17.198 SQ.M</b>			

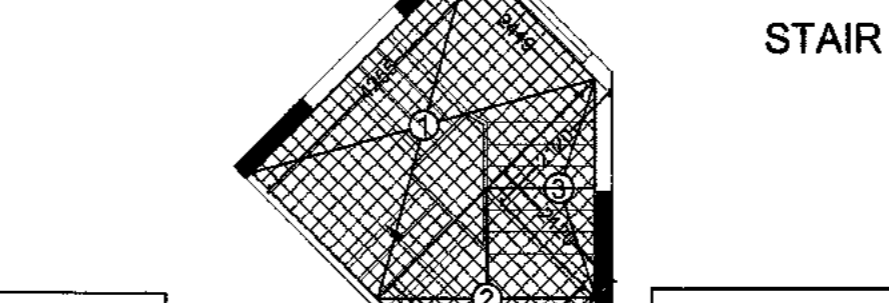
**FIRE STAIR CASE AREA OF 1st. FLOOR TO 14th Floor**  
 = GROUND FLOOR STAIR AREA - WELL AREA  
 = 17.198 - 0.962 = 16.236 SQ.MT.

**DETAIL OF LIFT CUTOUT AREA - NON FACILITY AREA**

1.	3.000 X	1.900 =	5.700 SQ.M
2.	2.000 X	2.500 =	5.000 SQ.M
<b>TOTAL ADDITIONS = 10.700 SQ.M</b>			



**MACHINE ROOM AREA = 24.82 SQ.MT.**

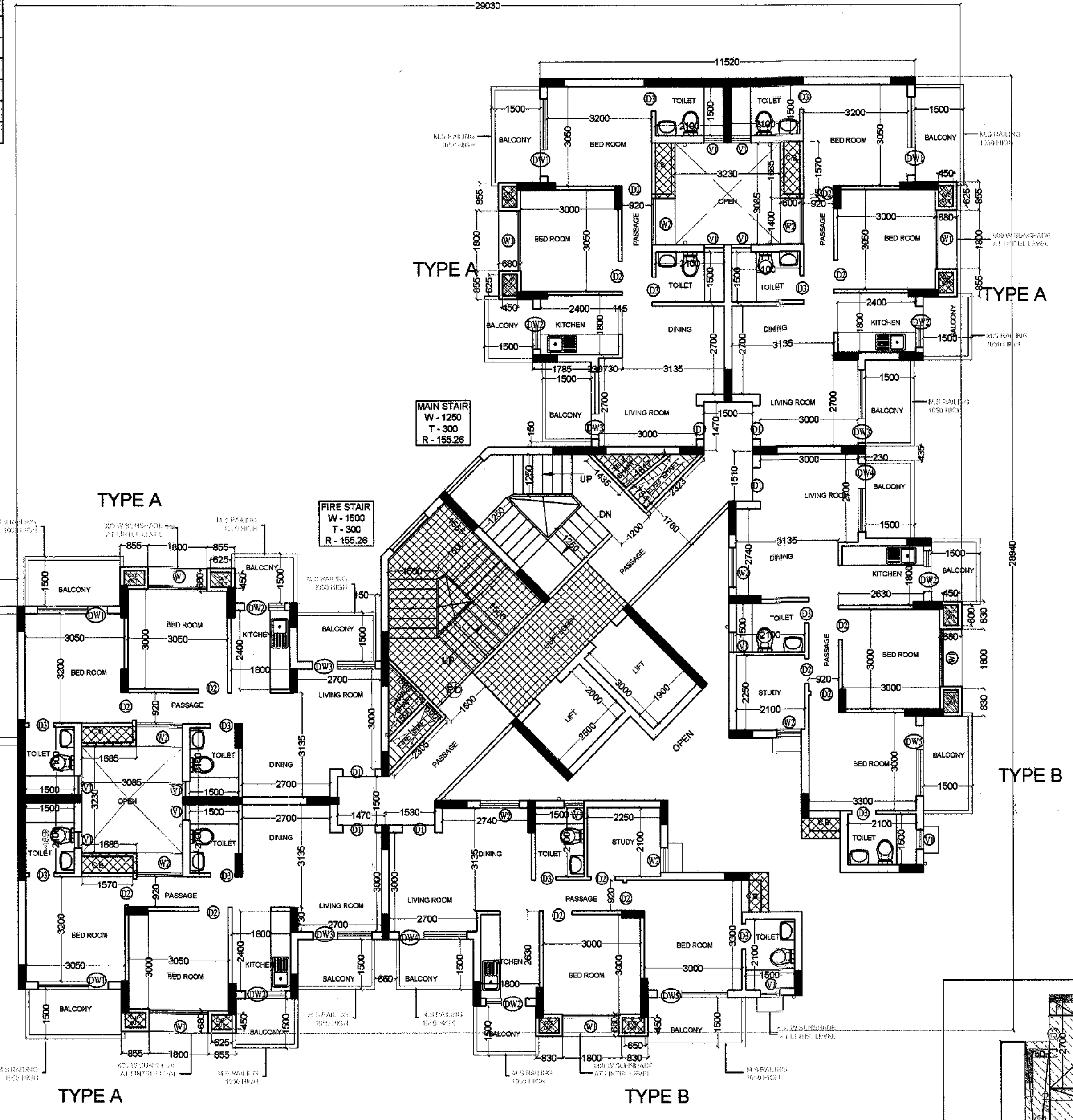


**DETAIL OF LIFT CUTOUT AREA - NON FACILITY AREA**

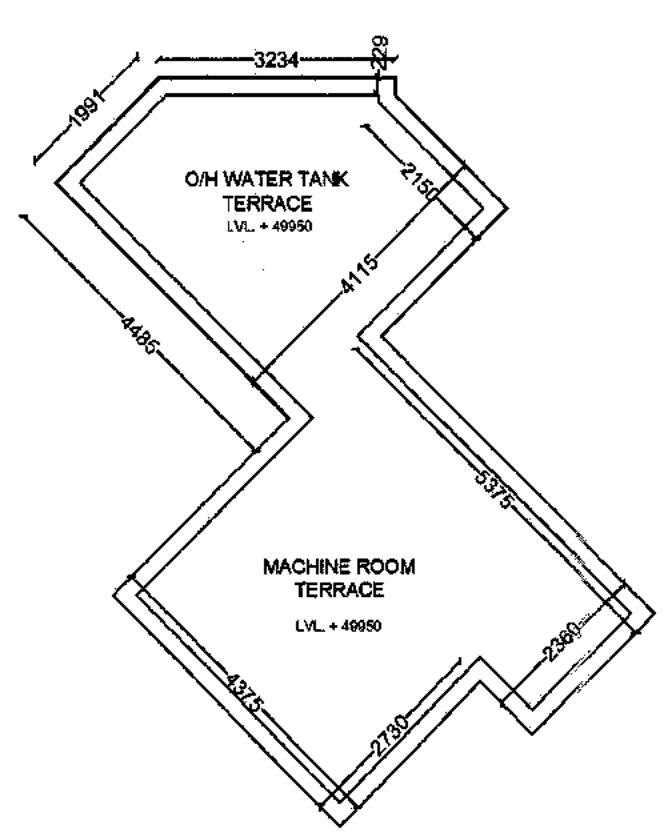
1.	0.246 X	1.110 =	0.273 SQ.M
2.	0.3 X	0.252 X 0.056 =	0.007 SQ.M
3.	0.5 X	1.168 X 1.168 =	0.662 SQ.M
<b>TOTAL ADDITIONS = 0.962 SQ.M</b>			

Greater Noida Industrial Dev. Authority  
**APPROVED**  
 Date of Approval: 12/01/2014  
 Valid upto Date: 12/01/2015  
 Gen. Manager (Png. & Arch.)  
 Drawing Checked & Verified By  
 Sr. En. (Png.)

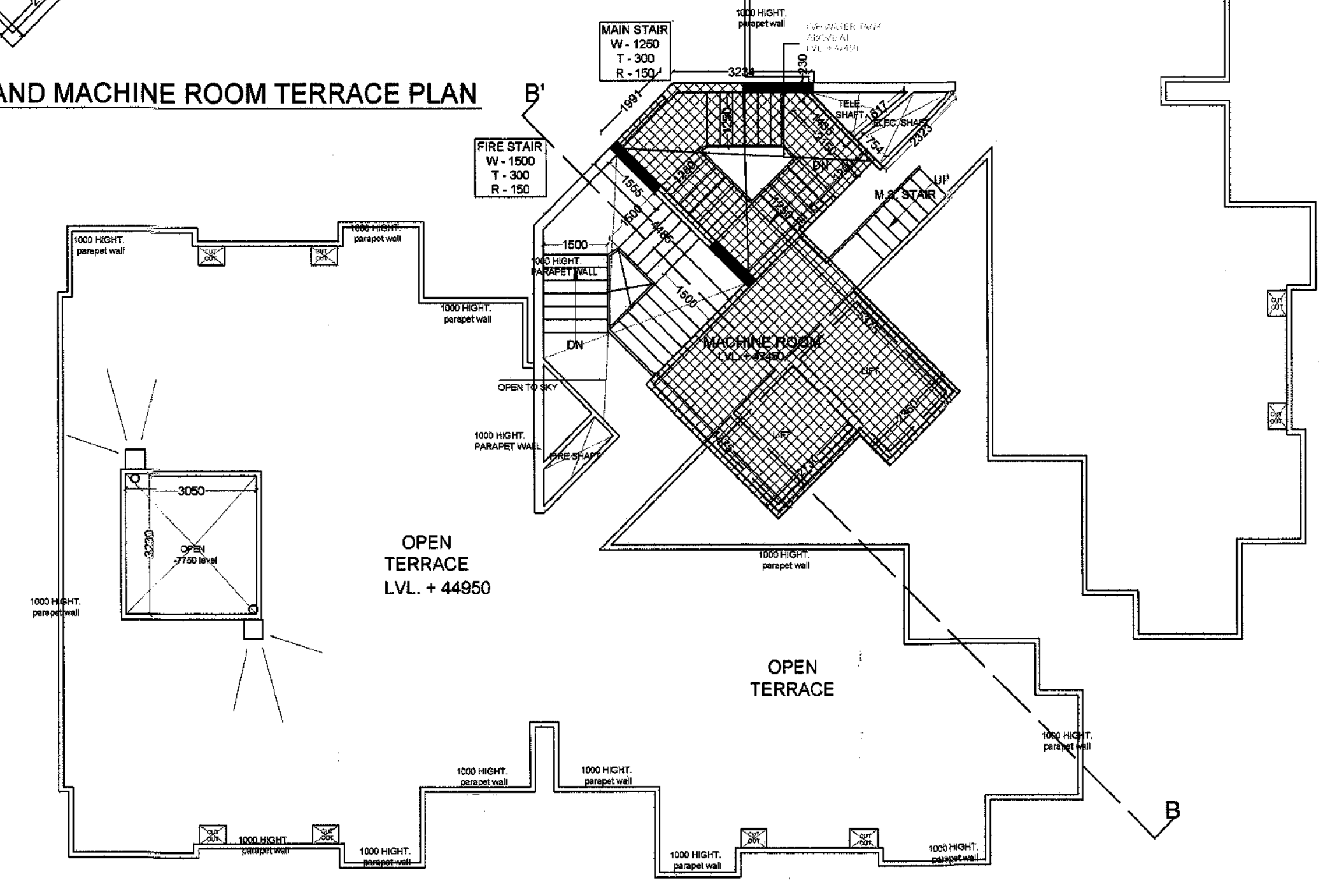
SCHEDULE OF DOOR & WINDOW			
TYPE	SIZE	CILL LVL.	LINTEL LVL.
D1	1050 X 2500	-----	2500
D2	900 X 2100	-----	2100
D3	750 X 2100	-----	2100
W1	1800 X 1800	600	2500
W2	1385 X 800	600	2500
W3			
DW1	2250 X 2500	450	2500
DW2	1350 X 2500	1150	2500
DW3	1800 X 2500	450	2500
DW4	1800 X 2500	450	2500
DW5	1950 X 2500	450	2500
V1	600 X 1000	1500	2500



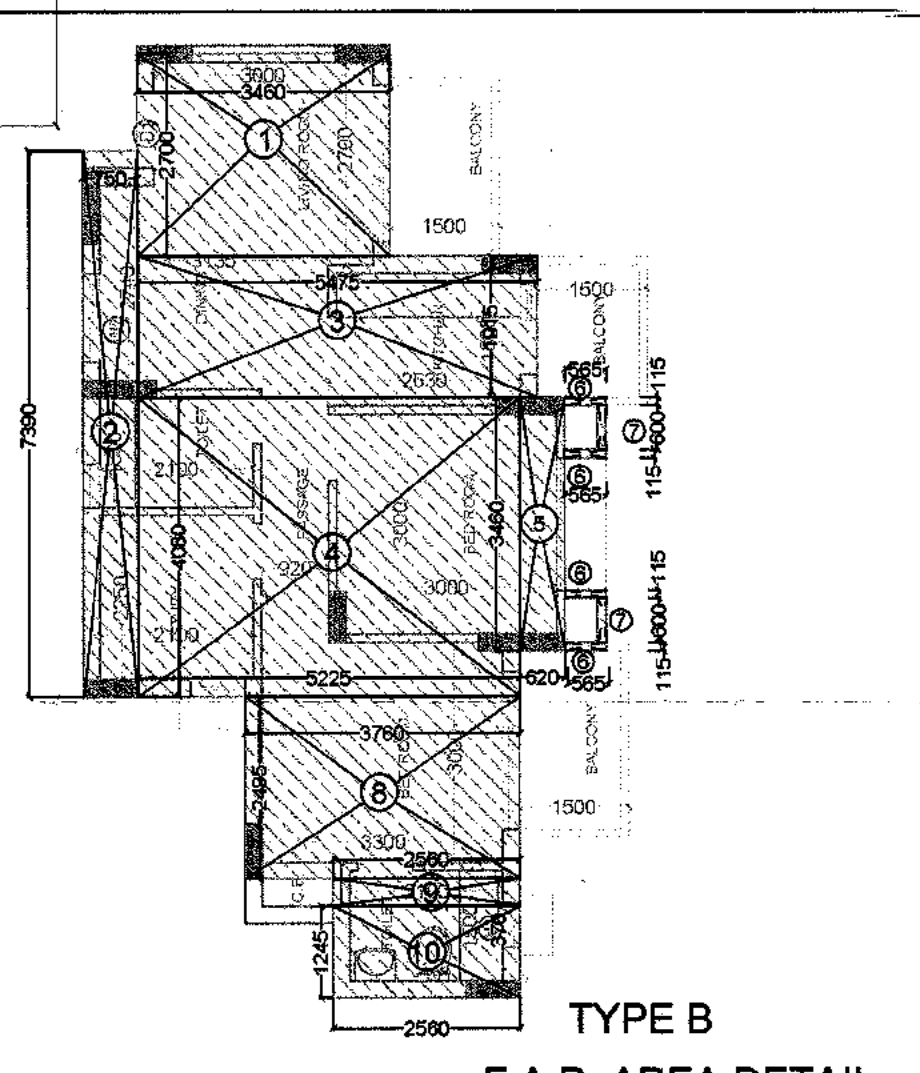
**1st. TO 14th. FLOOR PLAN**  
**TOWER -T-9 (G+14)**



**O/H TANK AND MACHINE ROOM TERRACE PLAN**

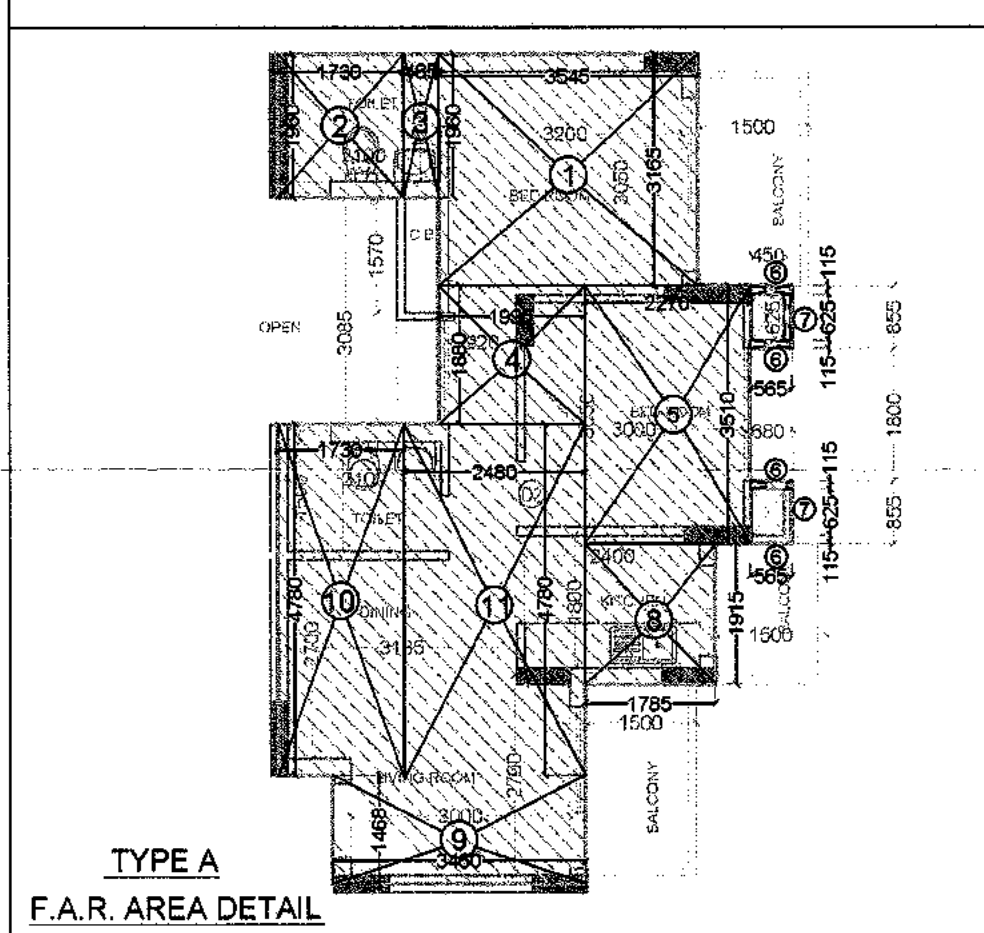


**TERRACE FLOOR PLAN**





**TYPE B**  
**F.A.R. AREA DETAIL**

1.	3.460 X 2.700	=	9.342 SQ.M
2.	0.750 X 7.390	=	5.542 SQ.M
3.	5.475 X 1.915	=	10.480 SQ.M
4.	5.225 X 4.080	=	21.318 SQ.M
5.	0.620 X 4.460	=	2.745 SQ.M
6.	0.565 X 0.115 X 4	=	0.250 SQ.M
7.	0.565 X 0.115 X 2	=	0.128 SQ.M
8.	3.645 X 2.345	=	9.036 SQ.M
9.	2.560 X 0.370	=	0.947 SQ.M
10.	2.560 X 1.245	=	3.187 SQ.M
<b>TOTAL ADDITIONS =</b>			<b>62.37 SQ.M</b>



**TYPE A**  
**F.A.R. AREA DETAIL**

1.	3.545 X 3.165	=	11.219 SQ.M
2.	1.730 X 1.960	=	3.391 SQ.M
3.	0.495 X 1.960	=	0.960 SQ.M
4.	1.395 X 1.890	=	2.750 SQ.M
5.	2.270 X 3.510	=	7.967 SQ.M
6.	0.565 X 0.115 X 4	=	0.259 SQ.M
7.	0.115 X 0.625 X 2	=	0.103 SQ.M
8.	1.795 X 1.915	=	3.418 SQ.M
9.	3.460 X 1.470	=	5.086 SQ.M
10.	1.730 X 4.780	=	8.269 SQ.M
11.	2.480 X 4.780	=	11.854 SQ.M
<b>TOTAL ADDITIONS =</b>			<b>56.266 SQ.M</b>

ARCHITECT SIGN:   
 OWNER SIGN:   
 or Radhey Krishna Techno  
 Authorised Signatory

CLIENT:-  
**M/S RADHEY KRISHNA TECHNO BUILD (P) Ltd.**  
 B- 49, SECTOR 63, NOIDA, GAUTAM BUDH NAGAR, U.P.

ARCHITECTS: **DAAT**  
**DAAT INDIA PRIVATE LIMITED**  
 S- 33, Greater Kallash-II, New Delhi-110048  
 Tel: 41638814/15, E-mail: daatindia@rediffmail.com

PROJECT:  
**REVISED SANCTION PLAN FOR GROUP HOUSING OF CASA GREEN - 1**  
 PLOT NO. - 04A, SECTOR -16, GREATER NOIDA, GAUTAM BUDH NAGAR, U.P.

**SUBMISSION DRAWING**  
 SHEET TITLE:  
**TOWER -T-9 (G+14)**  
**1st. TO 14th. FLOOR PLAN & AREA DETAIL**

SCALE: 1:100  
 CODE:  
 DEALT:  
 CHKD:  
 DATE:  
 DWG NO. **30**

