F.A.R. AREA STATEMENT

	TOWER-1				TOWER-2				COMMUNITY CENTER			STILT			METER ROOM	GUARD ROOM	TOTAL F.A.R AREA	TOTAL 15% SERVICES AREA	TOTAL NON F.A.R AREA	TOTAL
	F.A.R AREA	15 % SERVICES AREA	NON F.A.R AREA	NO OF UNIT	F.A.R AREA	15 % SERVICES AREA	NON F.A.R AREA	NO OF UNIT	F.A.R AREA	15 % SERVICES AREA	NON F.A.R AREA	F.A.R AREA	15 % SERVICES AREA	NON F.A.R AREA	F.A.R AREA	15 % SERVICES AREA				
GR COVERAGE				4148.954											19.061	10.540				4178.555
BASEMENT -2 AREA																	12.452	360.904	8625.294	8998.650
BASEMENT -1 AREA																	12.452	244.453	8513.602	8770.507
STILT / PODIUM AREA												624.822	167.650	6214.742	19.061	10.540	643.883	178.190	6214.742	6876.815
GR. FLOOR AREA (PODIUM LVL									3819.919	51.000	84.317						3819.919	51.000	84.317	3955.236
1ST FLOOR AREA									196.155	1788.524							196.155	1788.524	0.000	1984.679
2ND FLOOR AREA									195.133	589.554							195.133	589.554	0.000	784.687
3RD FLOOR SERVICE AREA																			2299.949	2299.949
4TH FLOOR AREA	859.918	77.169	253.725	2	859.918	77.169	253.725	2									1719.836	154.338	507.450	2381.624
5TH FLOOR AREA	859.918	77.169	253.725	2	859.918	77.169	253.725	2									1719.836	154.338	507.450	2381.624
6TH FLOOR AREA	859.918	77.169	253.725	2	859.918	77.169	253.725	2									1719.836	154.338	507.450	2381.624
7TH FLOOR AREA	859.918	77.169	253.725	2	859.918	77.169	253.725	2									1719.836	154.338	507.450	2381.624
8TH FLOOR AREA	859.918	77.169	253.725	2	859.918	77.169	253.725	2									1719.836	154.338	507.450	2381.624
9TH FLOOR AREA	859.918	77.169	253.725	2	859.918	77.169	253.725	2									1719.836	154.338	507.450	2381.624
10TH FLOOR AREA	859.918	77.169	253.725	2	859.918	77.169	253.725	2									1719.836	154.338	507.450	2381.624
11TH FLOOR AREA	859.918	77.169	253.725	2	859.918	77.169	253.725	2									1719.836	154.338	507.450	2381.624
12TH FLOOR AREA	859.918	77.169	253.725	2	859.918	77.169	253.725	2									1719.836	154.338	507.450	2381.624
13TH FLOOR AREA	859.918	77.169	253.725	2	859.918	77.169	253.725	2									1719.836	154.338	507.450	2381.624
14TH (DUPLEX LOWER LVL / REFUGE LVL)	935.588	112.446	277.551	2	937.625	113.069	300.402	2									1873.213	225.454	577.953	2676.620
15TH (DUPLEX UPPER LVL / REFUGE LVL)	687.364	107.932	117.072		687.364	107.932	117.072										1374.728	215.864	234.144	1824.736
16TH FLOOR AREA	868.862	77.169	250.695	2	867.185	77.169	263.047	2									1735.967	154.338	513.742	2403.947
17TH FLOOR AREA	859.918	77.169	253.725	2	859.918	77.169	253.725	2									1719.836	154.338	507.450	2381.624
18TH FLOOR AREA	859.918	77.169	253.725	2	859.918	77.169	253.725	2									1719.836	154.338	507.450	2381.624
19TH FLOOR AREA	859.918	77.169	253.725	2	859.918	77.169	253.725	2									1719.836	154.338	507.450	2381.624
20TH FLOOR AREA)	859.918	77.169	253.725	2	859.918	77.169	253.725	2									1719.836	154.338	507.450	2381.624
21ST FLOOR AREA	859.918	77.169	253.725	2	859.918	77.169	253.725	2									1719.836	154.338	507.450	2381.624
22ND FLOOR AREA	859.918	77.169	253.725	2	859.918	77.169	253.725	2									1719.836	154.338	507.450	2381.624
23RD FLOOR AREA (REFUGE FLOOR)	859.918	107.255	253.725	2	859.918	107.255	253.725	2									1719.836	214.510	507.450	2441.796
24TH FLOOR AREA (REFUGE FLOOR)	859.918	107.255	253.725	2	859.918	107.255	253.725	2									1719.836	214.510	507.450	2441.796
25TH FLOOR AREA	859.918	77.169	253.725	2	859.918	77.169	253.725	2									1719.836	154.338	507.450	2381.624
26TH FLOOR AREA	859.918	77.169	253.725	2	859.918	77.169	253.725	2									1719.836	154.338	507.450	2381.624
27TH FLOOR AREA	859.918	77.169	253.725	2	859.918	77.169	253.725	2									1719.836	154.338	507.450	2381.624
28TH FLOOR AREA	859.918	77.169	253.725	2	859.918	77.169	253.725	2									1719.836	154.338	507.450	2381.624
29TH FLOOR AREA	859.918	77.169	253.725	2	859.918	77.169	253.725	2									1719.836	154.338	507.450	2381.624
30TH FLOOR AREA	859.918	77.169	253.725	2	859.918	77.169	253.725	2									1719.836	154.338	507.450	2381.624
31ST FLOOR AREA	859.918	77.169	253.725	2	859.918	77.169	253.725	2									1719.836	154.338	507.450	2381.624
32ND FLOOR AREA (REFUGE FLOOR)	859.918	107.255	253.725	2	859.918	107.255	253.725	2									1719.836	214.510	507.450	2441.796
33RD FLOOR AREA (REFUGE FLOOR)	859.918	107.255	253.725	2	859.918	107.255	253.725	2									1719.836	214.510	507.450	2441.796
34TH FLOOR AREA	859.918	77.169	253.725	2	859.918	77.169	253.725	2									1719.836	154.338	507.450	2381.624
35TH FLOOR AREA	859.918	77.169	253.725	2	859.918	77.169	253.725	2									1719.836	154.338	507.450	2381.624
TERRACE FLOOR		168.664				168.664											0.000	337.368	0.000	337.368
O.H TANK & MACHINE ROOM AREA		79.051				79.051											0.000	158.102	0.000	158.102
																	0.000	0.000	0.000	0.000
NO. OF FLOORS	G+35				G+35										G	G				
TOWER HEIGHT (MM) (TERRACE LVL.)	139.575				139.575										3.900	3.90				
F.A.R TOWER AREA	27429.256	2903.527	8003.343		27429.796	2904.089	8038.546		4211.207	2429.078	84.317	624.822	107.650	6214.742	19.061	10.540	59739.046	8960.241	41779.793	110479.080
TOTAL DWELLING UNITS				62				62												124

BOOMERANG RESIDENCES AT POCKET : B - 8 , SECTOR - 128 NOIDA (UP)
AREA STATEMENT

S.NO.	PARTICULARS					
1	TOTAL POCKET AREA			16942.26		SQMT
2	TOTAL PROPOSED DEVELOPMENT AREA			11880.44		SQMT
3	TOTAL PROPOSED F.A.R AREA			59739.046		SQMT
4	PROPOSED GROUND COVERAGE (WITHIN APPROVED LAYOUT)			4178.555		SQMT
5	PERMISSIBLE 15 % SERVICES F.A.R AREA	15%		8960.857		SQMT
6	PROPOSED 15% SERVICES FAR AREA			8960.24		SQMT
7	OPEN AREA =	PLOT AREA - PROPOSED GROUND COVERAGE				
	=	11880.44	-	4178.555		SQMT
	=			7703.88		SQMT
8	PROPOSED DENSITY =					
	TOTAL NO OF UNITS =			124		
	POPULATION =	124	X	4.5		
	TOTAL PROPOSED POPULATION =			558		
9	NO. OF PARKING REQUIRED =	1ECS/PARKING SPACE PER 80 SQ.M OF PROPOSED FAR AREA				
	=	59739.045	/80	746.738		ECS
10	REQUIRED 10% VISITOR PARKING = 746 ECS. 10% = 74.63 ECS = SAY AS 75 ECS	746.738	/10	74.674		ECS
11	TOTAL REQUIRED PARKING =			821.412		ECS
12	NO. OF PARKING PROPOSED =			823		ECS
13	LANDSCAPE AREA REQUIRED =	25% OF OPEN AREA				
	=	0.25	X	7703.88		SQMT
14	=			1925.97		SQMT
15	PROPOSED LANDSCAPE AREA			5328.977		SQMT
16	NOS. OF TREES REQUIRED =	1 TREE PER 100 SQM OF OPEN AREA				
	=	7703.88	/	100.00		SQMT
17	=			77.04		SQMT
18	NOS. OF TREES PROVIDED			126		SQMT
19	PROPOSED BASEMENT - 1 AREA			8770.507		SQMT
20	PROPOSED BASEMENT - 2 AREA			8998.650		SQMT

TOTAL F.A.R AREA , 15 % SERVICES F.A.R AREA,GROUND COVERAGE & NON F.A.R AREA DETAILS

TOWERS	F.A.R AREA	15% SERVICES F.A.R AREA	NON F.A.R AREA	GROUND COVERAGE	NO.OF FLOOR	NO.OF UNITS
STILT	624.822	107.65	6214.742	4148.954		
TOWER - 1	27429.256	2903.527	8003.343		G+35	62
TOWER - 2	27429.796	2904.089	8038.546		G+35	62
COMMUNITY CENTER	4211.207	2429.078	84.317			
3RD SERVICE FLOOR AREA			2299.949			
METER ROOM	19.061			19.061		
GUARD ROOM		10.540		10.540		
BASEMEN T- 1	12.452	244.453	8513.602			
BASEMEN T- 2	12.452	360.904	8625.294			
GRAND TOTAL	59739.046	8960.241	41779.793	4178.555		124
TOTAL BUILTUP AREA		110479.080				

BUILTUP AREA STATEMENT (FOR FEE CALCULATION)

F.A.R AREA	59739.046	SQMT
15% SERVICES F.A.R AREA	8960.241	SQMT
NON F.A.R AREA BALCONY	16041.889	SQMT
NON F.A.R CANOPY AREA	84.317	SQMT
3RD FLOOR SERVICE AREA	2299.949	SQMT
NON F.A.R AREA STILT	6214.742	SQMT
NON F.A.R BASEMENT -1 AREA	8513.602	SQMT
NON F.A.R BASEMENT -2 AREA	8625.294	SQMT
TOTAL AREA =	110479.080	SQMT

LANDSCAPE AREA CALCULATION

TOTAL POCKET AREA			16942.260	SQMT
TOTAL PROPOSED DEVELOPMENT AREA			11880.44	SQMT
GROUND COVERAGE=			4178.555	SQMT
OPEN AREA =	PLOT AREA - PROPOSED GROUND COVERAGE			SQMT
=	11880.440	-	4178.555	
=			7703.885	SQMT
MINIMUM LANDSCAPE AREA REQUIRED =	25	% OF OPEN AREA		
	0.25	X	7703.885	SQMT
=			1925.971	SQMT
PROPOSED LANDSCAPE AREA =			5328.977	SQMT

PARKING REQUIREMENT DETAIL :-

RESIDENTIAL REQUIRED PARKING = 1ECS PER 80 SQMT OF PROPOSED F.A.R AREA
= 59739.045 / 80 = 746.738 (SAY) = 747 ECS PARKING

REQUIRED 10% VISITOR PARKING = 747 ECS 10% = 74.7 ECS (SAY) 75 ECS

TOTAL REQUIRED PARKING = 747 + 75 = 822 ECS

PROPOSED PARKING DETAIL :-

(1) PROPOSED CAR PARKING (SURFACE OPEN PARKING) = 3300.0 / 30 SQMT = 110.00 (SAY) 110 ECS

(2) PROPOSED NON-TOWER AREA FOR STILT PARKING = 5927.765 / 30 SQMT = 197.592 (SAY) 198 ECS

(3) PROPOSED PARKING IN BASEMENT -1 = 7744.983 / 30 SQMT = 258.139 = (SAY) 259 ECS

(4) PROPOSED PARKING IN BASEMENT -2 = 8022.679 / 30 SQMT = 267.422 = (SAY) 267 ECS

TOTAL PARKING PROPOSED = (1) + (2) + (3) + (4) 110 + 198 + 259 + 267 = 823 ECS

KEY PLAN

NOTE :-

1. The Dimensions/ Area statements shown in the drawings has been checked & verified by architect and owner.
2. Owner shall be responsible / liable for any change in the dimensions / area statement.
3. All area in Sqmtr & dimensions are in mm.

Owners' Signature

For Jaypee Infratech Limited
Authorised Signatory

Town Planner Signature

Architect's Signature

Raina Dora
RAINA DORA
Architect
CA No 81/6645

ARCHITECTS
Confluence

Owner
JAYPEE INFRATECH LTD.

Drawing Title
AREA STATEMENT

Job Title PROPOSED GROUP HOUSING FOR BOOMERANG RESIDENCES (POCKET B-8) JAYPEE GREENS, SECTOR 128, NOIDA , (U.P.)

Scale	Job No.	
NTS		
Date 22-11-2022	Drawing No. S-01	
Drawn by ABDHESH JHA	Checked by BALRAJ SINGH	Revision No.

NOIDA AUTHORITY

Associate Architect | Architect | Chief Architect

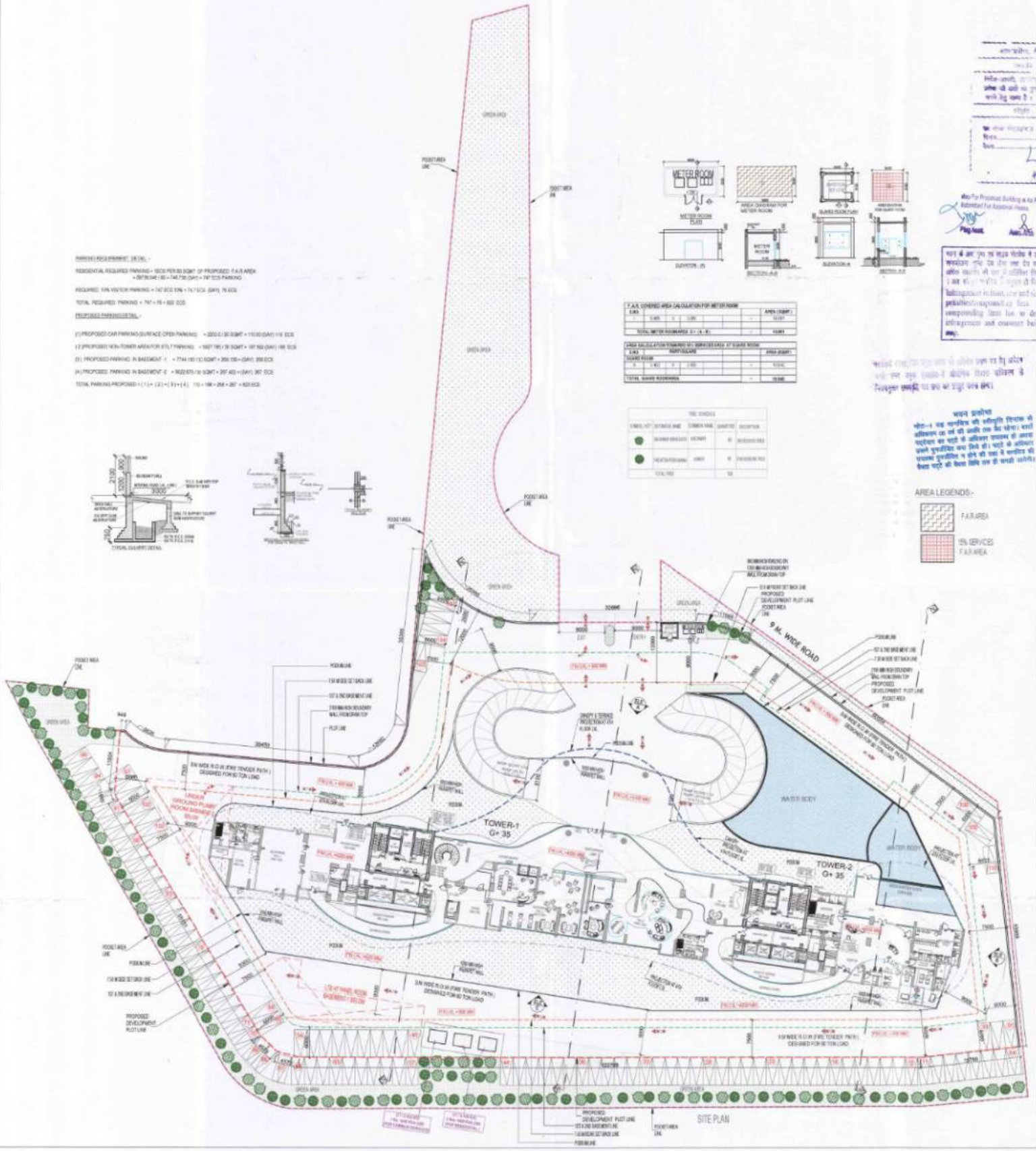

KEY PLAN

AREA LEGENDS:-

F.A.R.AREA

15% SERVICES F.A.R.AREA

Owner Signature

For Jaypee Infratech Limited

Town Planner Signature

Architect's Signature

RAINA DORA
Architect
CA No 81/6645

ARCHITECTS

Confluence

Owner:

JAYPEE INFRATECH LTD.

Drawing Title:

SITE PLAN

Job Title: PROPOSED GROUP HOUSING FOR BOOMERANG RESIDENCES (POCKET B-8) JAYPEE GREENS, SECTOR 128, NOIDA , (U.P.)

Scale: NTS	Job No.
Date: 22-11-2022	Drawing No. S-02

Drawn by	Checked by	Revision No.
ABHISHEK JHA	BALRAJ SINGH	

NOIDA AUTHORITY

Associate Architect	Architect	Chief Architect

BASEMENT PLAN		NO. OF CARS
5500 / 2500	PRIMARY CAR STANDARD - 2.5 X 5.5 M (SINGLE PARKING SLOT)	165
5500 / 2000	SECONDRY CAR STANDARD - 2.5 X 5.5 M (SINGLE PARKING SLOT)	89
TOTAL NO. OF PARKING IN BASEMENT PLAN		254

NOTE - E.V. CHARGING POINTS SHALL BE PROVIDED TO 20% OF TOTAL PARKING

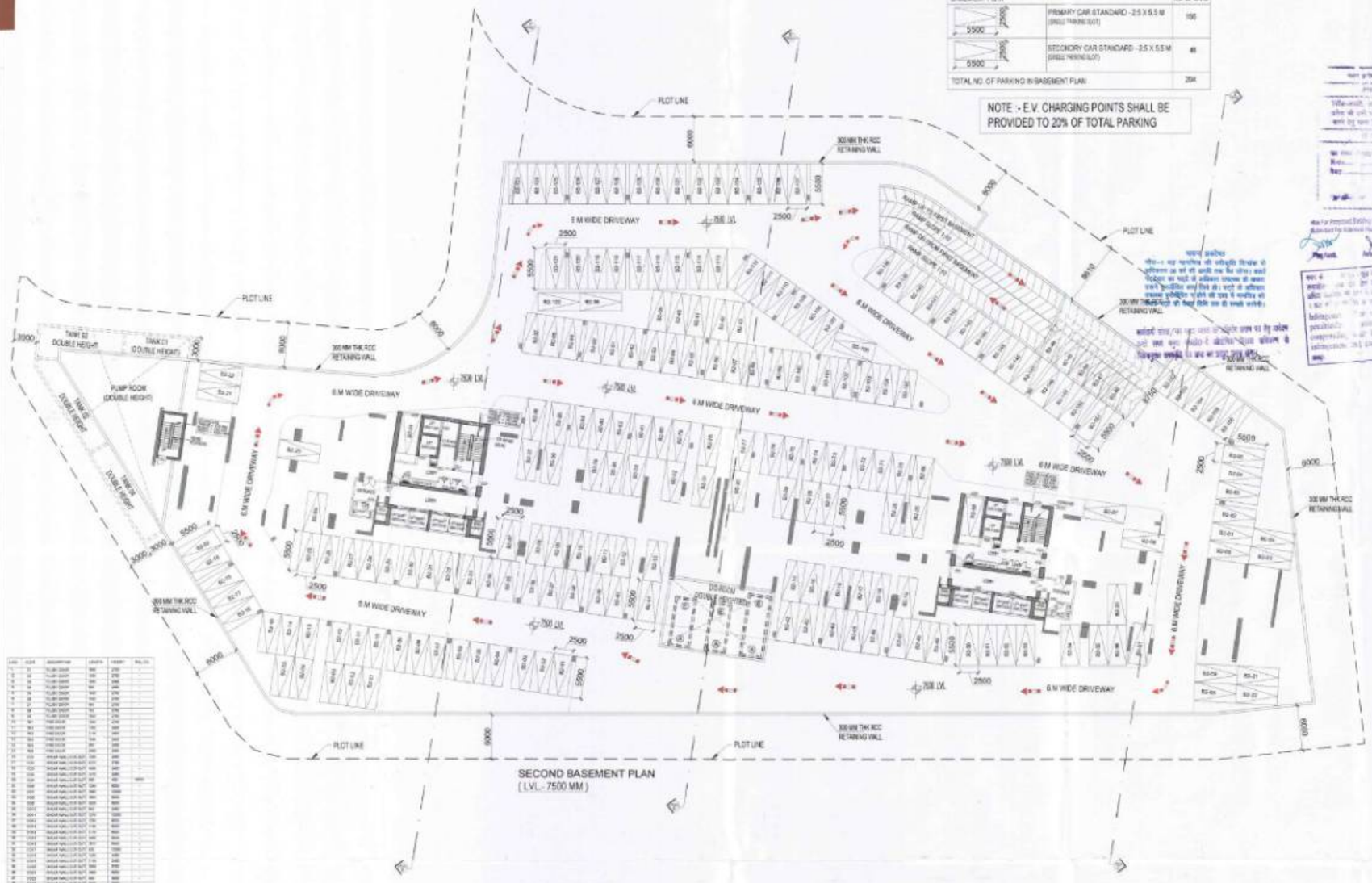

SECOND BASEMENT PLAN
(LVL.- 7500 MM)

KEY PLAN

NOTES:
1. The Dimensions/ Area statements shown in the drawings has been checked & verified by architect and owner.
2. Owner shall be responsible / liable for any change in the dimensions / area statement.
3. All area in Square & dimension are in mm.

Owner' Signature

For Jaypee Infratech Limited
Authorised Signatory

Town Planner Signature

Architect's Signature

RAINA DORA
Architect
CA No 81/6845

ARCHITECTS
Confluence

Owner
JAYPEE INFRATECH LTD.

Drawing Title
SECOND BASEMENT PLAN

Job Title
PROPOSED GROUP HOUSING FOR BOOMERANG RESIDENCES (POCKET B-8) JAYPEE GREENS, SECTOR 128, NOIDA , (U.P.)

Scale	Job No.	
NTS		
Date	Drawing No.	
22-11-2022	S-03	
Drawn by	Checked by	Revision No.
ABDHESH JHA	BALRAJ SINGH	

NOIDA AUTHORITY

Associate Architect	Architect	Chief Architect

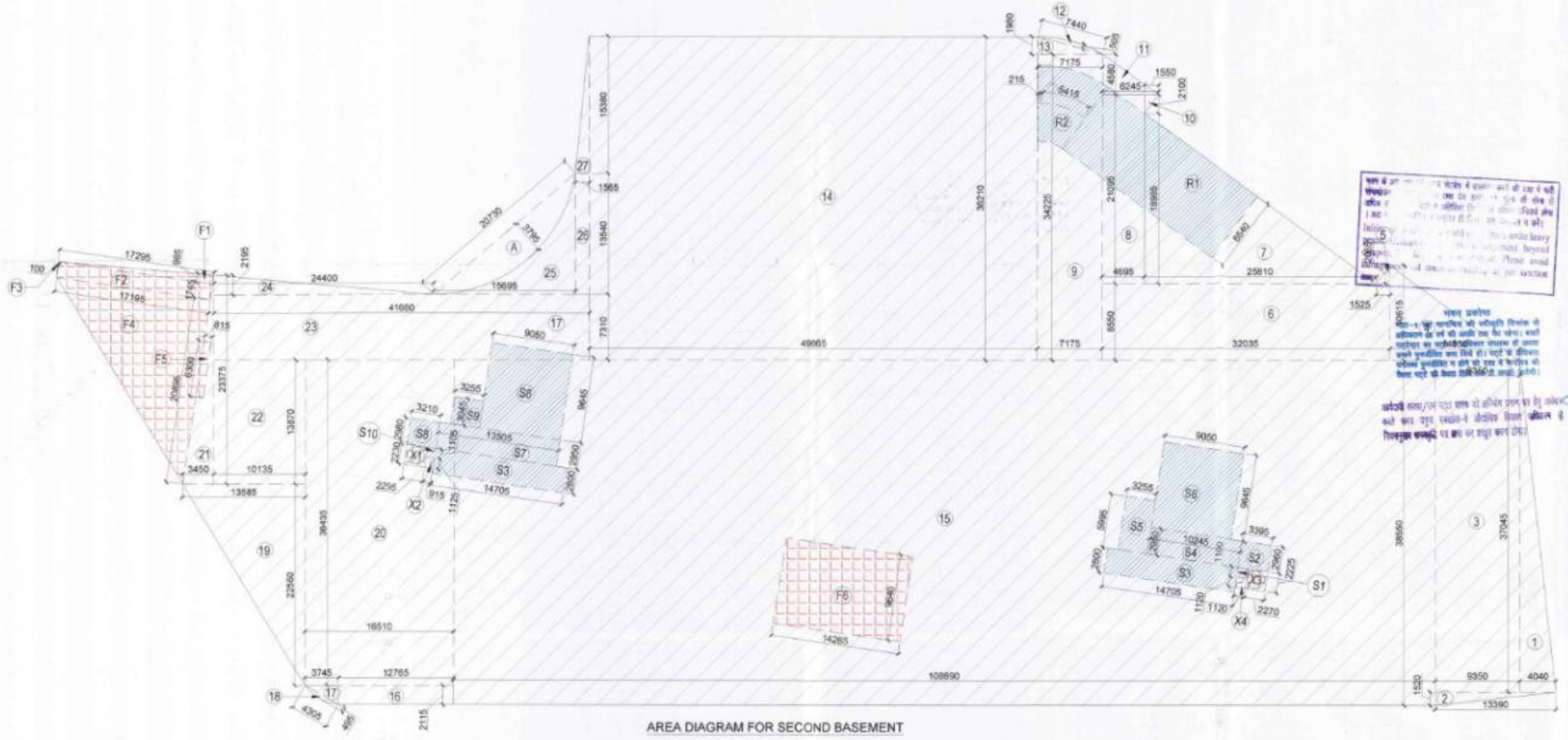

AREA DIAGRAM FOR SECOND BASEMENT

COVERED AREA CALCULATION FOR BASEMENT PLAN							
S.NO.	PARTICULARS						AREA (SQMT)
1	4.640	X	37.045	X	0.5	=	78.831
2	13.380	X	1.529	X	0.5	=	10.176
3	9.350	X	37.045			=	346.171
4	14.760	X	10.615	X	0.5	=	78.163
5	1.528	X	2.043	X	0.5	=	1.559
6	32.035	X	8.550			=	273.898
7	25.810	X	18.665	X	0.5	=	240.901
8	4.695	X	21.055			=	98.841
9	7.175	X	34.225			=	245.594
10	1.550	X	2.100	X	0.5	=	1.626
11	6.245	X	4.580	X	0.5	=	14.301
12	7.440	X	0.505	X	0.67	=	2.517
13	7.175	X	1.980	X	0.5	=	7.103
14	49.665	X	36.210			=	1799.370
15	108.890	X	38.550			=	4197.710
16	12.765	X	2.115			=	26.998
17	3.745	X	2.115	X	0.5	=	3.963
18	4.335	X	0.493	X	0.67	=	1.424
19	13.585	X	22.560	X	0.5	=	153.239
20	16.510	X	36.435			=	601.542
21	3.450	X	23.375	X	0.5	=	40.322
22	10.135	X	13.870			=	140.572
23	41.660	X	7.310			=	304.535
24	24.400	X	2.195	X	0.5	=	26.776
25	15.695	X	13.540	X	0.5	=	106.255
26	1.565	X	13.540			=	21.190
27	1.565	X	15.380	X	0.5	=	12.035
F1	17.295	X	0.985	X	0.5	=	8.518
F2	17.195	X	1.745			=	30.005
F3	0.100	X	1.745	X	0.5	=	0.087
F4	17.195	X	20.895	X	0.5	=	179.645
TOTAL AREA (A)						=	8851.359
Subtraction							
A	2.795	X	20.730	X	0.67	=	52.709
TOTAL AREA (B)						=	52.709
TOTAL BASEMENT AREA = C (A-B)						=	8998.650

AREA CALCULATION IN NON F.A.R LOBBY BASEMENT PLAN							
S.NO	PARTICULARS						AREA (SQMT)
S1	1.120	X	1.100			=	1.232
S2	3.395	X	2.960			=	10.049
S3	14.705	X	2.800	X	2	=	82.348
S4	10.245	X	2.950			=	30.221
S5	3.255	X	5.995			=	19.514
S6	9.050	X	9.645	X	2	=	174.575
S7	13.505	X	2.950			=	39.840
S8	3.210	X	2.960			=	9.502
S9	3.255	X	3.045			=	9.911
S10	0.915	X	1.105			=	1.011
TOTAL AREA (D)						=	378.268

AREA CALCULATION IN 15% SERVICES F.A.R AREA FOR BASEMENT PLAN							
S.NO	PARTICULARS						AREA (SQMT)
UNDER GROUND TANK & PUMP ROOM							
X1	2.295	X	0.985	X	0.5	=	0.518
X2	17.195	X	1.745			=	30.005
X3	0.100	X	1.745	X	0.5	=	0.087
X4	17.195	X	20.895	X	0.5	=	179.645
X5	0.915	X	6.300			=	5.335
D.G ROOM							
F6	14.265	X	9.640			=	137.516
TOTAL AREA (E)						=	360.904

AREA OF RAMP IN BASEMENT PLAN							
R1	20.640	X	8.540			=	176.266
R2	5.630	X	8.540			=	48.082
TOTAL RAMP AREA = (F)						=	224.348

F.A.R AREA CALCULATION FOR BASEMENT PLAN							
AREA OF UNDER GROUND WATER TANK & PUMP ROOM							
X1	2.295	X	2.230			=	5.118
X2	0.915	X	1.025			=	1.029
X3	2.270	X	2.225			=	5.051
X4	1.120	X	1.120			=	1.254
TOTAL AREA (G)						=	12.452

SECOND BASEMENT AREA CALCULATION					
SECOND BASEMENT AREA					8998.650
TOTAL AREA (C)				=	8998.650
Subtraction					
NON-F.A.R AREA LOBBY IN SECOND BASEMENT (D)				=	378.268
15 % SERVICES F.A.R IN SECOND BASEMENT (E)				=	360.904
AREA OF RAMP IN SECOND BASEMENT (F)				=	224.348
F.A.R AREA IN SECOND BASEMENT (G)				=	12.452
TOTAL AREA (H)				=	975.971
TOTAL AREA (C - H)				=	8022.679

TOTAL SECOND BASEMENT AREA	=	8998.650	SQMT
Subtraction			
15 % SERVICES F.A.R AREA	=	360.904	SQMT
F.A.R AREA	=	12.452	SQMT
TOTAL AREA		373.357	SQMT
TOTAL SECOND BASEMENT NON F.A.R AREA	=	8625.294	SQMT

(1) TOTAL PROPOSED SECOND BASEMENT AREA (C) = 8998.650 SQMT

(2) TOTAL PROPOSED 15% SERVICES F.A.R AREA FOR SERVICES IN SECOND BASEMENT (E) = 360.904 SQMT

(3) PARKING AREA CALCULATION IN SECOND BASEMENT

PARKING AREA IN SECOND BASEMENT = TOTAL BASEMENT AREA (C) - (NON-F.A.R AREA LOBBY (D) + 15 % SERVICES F.A.R (E)+ AREA OF RAMP (F) + F.A.R AREA (G))
= 8998.650 - (378.268 + 360.904 +224.348 + 12.452)
= 8998.650 - 975.971 = 8022.679 SQMT

PROPOSED CAR PARKING = 8022.679 / 30 SQMT = 267.422 = (SAY) 267 ECS

AREA LEGENDS :-

- BASEMENT PARKING AREA
- NON. F.A.R AREA LOBBY & RAMP AREA
- 15% SERVICES F.A.R AREA
- F.A.R AREA

KEY PLAN

AREA LAYOUT

NOTE

1. The Dimensions / Area statements shown in the drawings has been checked & verified by architect and owner.
2. Owner shall be responsible / liable for any change in the dimensions / area statement.
3. All area in Sqmtr & dimension are in mm.

Owners' Signature

For Jaypee Infratech Limited

Authorised Signatory

Town Planner Signature

Architect's Signature

ARCHITECTS

Confluence

Owner

JAYPEE INFRATECH LTD.

Drawing Title

SECOND BASEMENT AREA CALCULATION

Job Title

PROPOSED GROUP HOUSING FOR BOOMERANG RESIDENCES (POCKET B-8) JAYPEE GREENS, SECTOR 128, NOIDA , (U.P.)

Scale	Job No.	
NTS		
Date	Drawing No.	
22-11-2022	S-04	
Draft by	Checked by	Revision No.
ABDHESH JHA	BALRAJ SINGH	

NOIDA AUTHORITY

Associate Architect	Architect	Chief Architect

BASEMENT PLAN		NO. OF CARS
2500 / 5500	PRIMARY CAR STANDARD - 2.5 X 5.5 M (SINGLE PARKING SLOT)	159
2500 / 5500	SECONDRY CAR STANDARD - 2.5 X 5.5 M (SINGLE PARKING SLOT)	41
TOTAL NO. OF PARKING IN BASEMENT PLAN		200

NOTE :- E.V. CHARGING POINTS SHALL BE PROVIDED TO 20% OF TOTAL PARKING

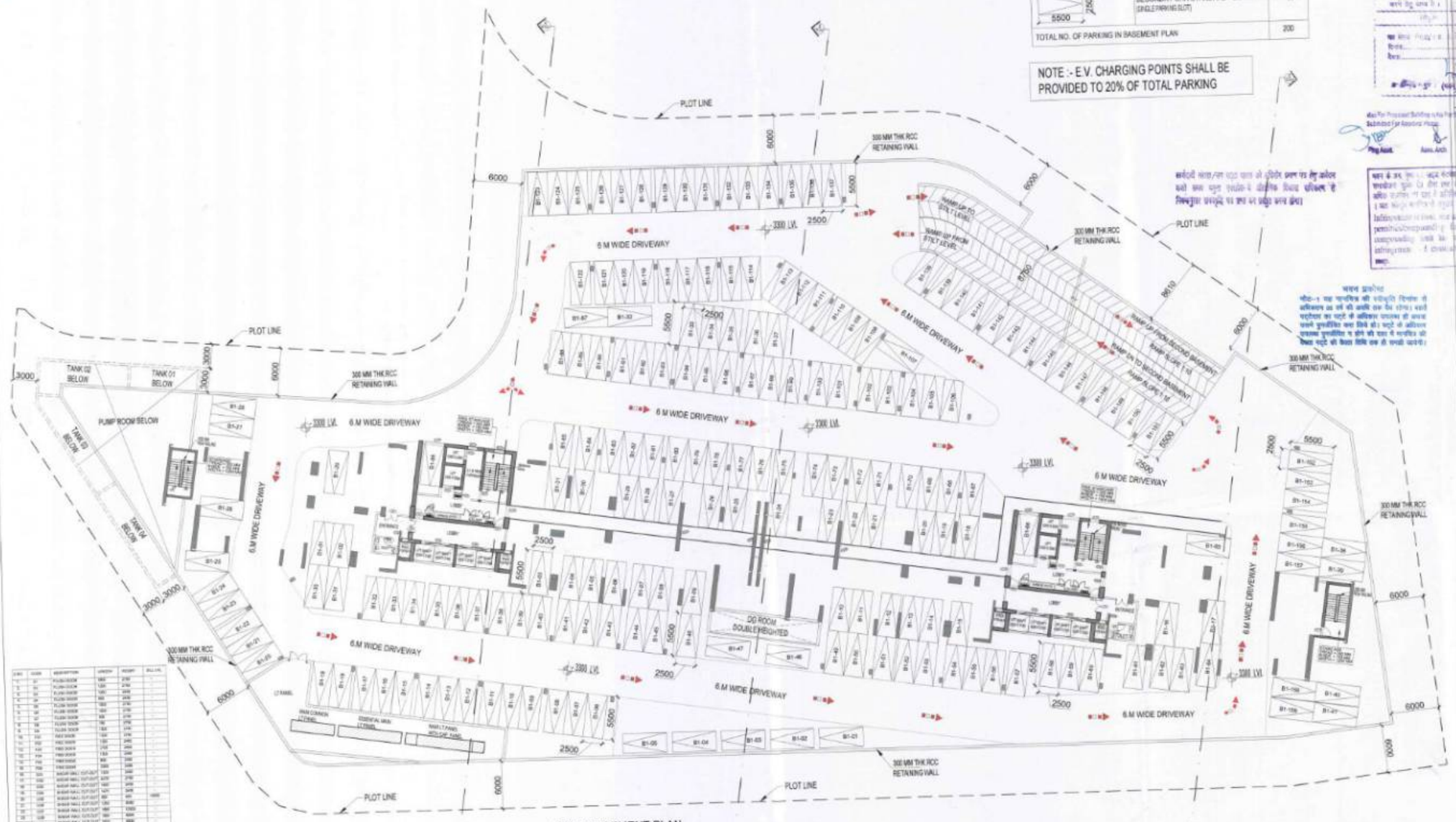

FIRST BASEMENT PLAN
(LVL.- 3300 MM)

KEY PLAN

AREA LAYOUT

NOTE :-

1. The Dimensions/ Area statements shown in the drawings has been checked & verified by architect and owner.
2. Owner shall be responsible / liable for any change in the dimensions / area statement.
3. All area in Sqmtr & dimension are in mm.

Owners' Signature

For Jaypee Infratech Limited

Authorised Signatory

Town Planner Signature

MEGHA CHAUHAN
AD TP (011 - 19)

Architect's Signature

RAINA DORA
Architect
CA No 81/6640

ARCHITECTS

Confluence

Owner

JAYPEE INFRATECH LTD.

Drawing Title

FIRST BASEMENT PLAN

Job Title

PROPOSED GROUP HOUSING FOR BOOMERANG RESIDENCES (POCKET B-8) JAYPEE GREENS, SECTOR 128, NOIDA , (U.P.)

Scale	Job No.	
NTS		
Date	Drawing No.	
22-11-2022	S-05	
Drawn by	Checked by	Revision No.
ABDHESH JHA	BALRAJ SINGH	

NOIDA AUTHORITY

Associate Architect	Architect	Chief Architect

AREA DIAGRAM FOR FIRST BASEMENT

COVERED AREA CALCULATION FOR BASEMENT PLAN							
S.NO.	PARTICULARS						AREA (SQMT)
1	4.96	x	27.96	x	0.5	=	69.21
2	13.96	x	1.50	x	0.5	=	10.47
3	9.25	x	27.96			=	258.63
4	14.70	x	10.25	x	0.5	=	75.52
5	1.53	x	2.05	x	0.5	=	1.57
6	27.96	x	8.95			=	250.20
7	25.05	x	9.95	x	0.5	=	249.10
8	4.95	x	29.95			=	148.20
9	7.15	x	34.25			=	244.94
10	1.50	x	2.10	x	0.5	=	1.58
11	6.25	x	4.55	x	0.5	=	14.20
12	1.45	x	3.90	x	0.5	=	2.83
13	7.15	x	1.95	x	0.5	=	7.00
14	49.65	x	36.25			=	1799.06
15	97.70	x	38.50			=	3763.04
16	23.09	x	3.70	x	0.5	=	42.68
17	4.25	x	4.20	x	0.5	=	1.24
18	24.50	x	30.25			=	741.06
19	3.65	x	3.45	x	0.5	=	6.30
20	3.70	x	0.50	x	0.5	=	1.85
21	3.70	x	1.50	x	0.5	=	2.78
22	12.05	x	1.80	x	0.5	=	10.84
23	2.25	x	1.50	x	0.5	=	1.69
24	4.25	x	0.45	x	0.5	=	1.43
25	4.20	x	3.80	x	0.5	=	7.98
26	3.70	x	38.45			=	97.43
27	4.05	x	5.70			=	23.09
28	5.25	x	17.70	x	0.5	=	46.59
29	3.15	x	3.70			=	11.66
30	3.40	x	23.05	x	0.5	=	39.18
31	8.90	x	13.05			=	116.09
32	3.05	x	7.85			=	23.94
33	40.65	x	7.10			=	288.62
34	23.59	x	2.55	x	0.5	=	30.07
35	15.65	x	13.56	x	0.5	=	106.25
36	1.50	x	13.56			=	20.34
37	1.56	x	15.36	x	0.5	=	12.00
38	3.85	x	5.46	x	0.5	=	2.78
F1	3.75	x	0.55	x	0.5	=	1.03
F2	4.95	x	2.55	x	0.5	=	7.41
F4	2.95	x	2.45			=	7.23
F5	5.35	x	8.60	x	0.5	=	23.01
F6	2.55	x	6.85			=	19.30
F7	23.05	x	4.70	x	0.5	=	45.34
F8	16.45	x	2.75			=	45.24
F9	16.45	x	2.05	x	0.5	=	16.81
F10	10.50	x	4.20			=	44.10
F11	3.65	x	4.20	x	0.5	=	7.67
PUMP ROOM WALL							
F12	6.30	x	3.05			=	19.22
F13	26.90	x	0.30			=	8.07
F14	3.40	x	0.30			=	1.02
F15	0.30	x	7.85			=	2.36
F16	17.20	x	0.30			=	5.16
F17	0.30	x	1.20			=	0.36
F18	1.90	x	0.30			=	0.57
F19	5.10	x	0.30	0.5	2	=	0.51
C1	16.60	x	0.65	x	0.5	=	7.21
C2	16.60	x	1.20			=	20.12
C3	14.15	x	0.75	x	0.5	=	5.30
C4	2.45	x	4.00			=	12.00
C5	2.45	x	4.00			=	14.72
C6	2.45	x	3.00	x	0.5	=	3.72
TOTAL AREA (A)						=	8997.672
Subtraction							
A	2.75	x	20.75	x	0.67	=	52.78
TOTAL AREA (B)						=	52.78
TOTAL BASEMENT AREA=(C)-(A-B)						=	8944.672

AREA CALCULATION IN NON F.A.R. LOBBY BASEMENT PLAN							
S1	1.20	x	1.20			=	1.44
S2	3.35	x	2.90			=	9.34
S3	14.70	x	2.90	x	2	=	85.38
S4	10.38	x	2.90			=	30.23
S5	3.25	x	2.90			=	9.43
S6	9.25	x	18.45	x	2	=	170.75
S7	13.95	x	2.90			=	40.46
S8	3.20	x	2.90			=	9.28
S9	3.25	x	3.45			=	11.21
S10	2.91	x	1.10			=	3.21
S11	1.45	x	7.20			=	10.44
TOTAL AREA (B)						=	402.583

AREA CALCULATION IN 15% SERVICES F.A.R AREA FOR BASEMENT PLAN							
AREA OF LIFT MAC. ROOM							
F1	0.80	x	3.40	x	0.5	=	2.70
F2	3.70	x	0.50	x	0.5	=	1.03
F3	4.95	x	2.55	x	0.5	=	7.41
F4	2.95	x	2.45			=	7.23
F5	5.35	x	8.60	x	0.5	=	23.01
F6	2.55	x	6.85			=	19.30
F7	23.05	x	4.70	x	0.5	=	45.34
F8	16.45	x	2.75			=	45.24
F9	16.45	x	2.05	x	0.5	=	16.81
F10	10.50	x	4.20			=	44.10
F11	3.65	x	4.20	x	0.5	=	7.67
PUMP ROOM WALL							
F12	6.30	x	3.05			=	19.22
F13	26.90	x	0.30			=	8.07
F14	3.40	x	0.30			=	1.02
F15	0.30	x	7.85			=	2.36
F16	17.20	x	0.30			=	5.16
F17	0.30	x	1.20			=	0.36
F18	1.90	x	0.30	0.5	2	=	0.57
TOTAL AREA (E)						=	244.453

AREA OF RAMP IN BASEMENT PLAN							
R1	37.25	x	9.90			=	368.78
R2	5.60	x	8.90			=	49.84
TOTAL RAMP AREA = (F)						=	418.62

CUTOUT AREA CALCULATION FOR BASEMENT PLAN							
S.NO.	PARTICULARS						AREA (SQMT)
C1	19.80	x	5.95	x	0.5	=	1.61
C2	19.80	x	1.30			=	12.87
C3	34.15	x	17.55	x	0.5	=	121.04
C4	2.45	x	4.00			=	12.00
C5	2.45	x	6.00			=	14.70
C6	2.45	x	3.00	x	0.5	=	3.72
C7	14.25	x	1.25			=	17.81
TOTAL AREA = (G)						=	226.165

F.A.R AREA CALCULATION FOR BASEMENT PLAN							
S.NO.	PARTICULARS						AREA (SQMT)
F1	2.85	x	2.05			=	5.75
F2	0.95	x	1.20			=	1.20
F3	2.70	x	2.05			=	5.54
F4	1.05	x	1.20			=	1.26
TOTAL AREA = (H)						=	12.452

FIRST BASEMENT AREA CALCULATION							
FIRST BASEMENT AREA							8997.672
TOTAL AREA (C)						=	8997.672
Subtraction							
NON F.A.R AREA LOBBY IN FIRST BASEMENT (D)						=	402.583
15 % SERVICES F.A.R IN FIRST BASEMENT (E)						=	244.453
AREA OF RAMP IN FIRST BASEMENT (F)						=	368.836
AREA OF CUT OUT IN FIRST BASEMENT (G)						=	226.165
F.A.R AREA IN FIRST BASEMENT (H)						=	12.452
TOTAL AREA (K)						=	7254.499
TOTAL AREA (C - K)						=	7744.183

TOTAL FIRST BASEMENT AREA	=	8997.672	SQMT
Subtraction			
15 % SERVICES F.A.R AREA	=	244.453	SQMT
CUT OUT AREA	=	226.165	SQMT
F.A.R AREA	=	12.452	SQMT
TOTAL AREA	=	483.070	SQMT
TOTAL FIRST BASEMENT NON F.A.R AREA	=	8514.602	SQMT

(1) TOTAL PROPOSED FIRST BASEMENT AREA (C) = 8998.672 SQMT

(2) TOTAL PROPOSED 15% SERVICES F.A.R AREA FOR SERVICES IN FIRST BASEMENT (E) = 244.453 SQMT

(3) PARKING AREA CALCULATION IN FIRST BASEMENT

PARKING AREA IN FIRST BASEMENT = TOTAL BASEMENT AREA (C) - (NON-F.A.R AREA LOBBY (D) + 15 % SERVICES. F.A.R (E) +AREA OF RAMP (F)+MAINTENANCE STORE (G) + CUTOUT AREA (H) + F.A.R AREA (J)

= 8998.672 - (402.583 + 244.453 + 366.836 + 226.165 + 12.452)

= 8998.672 - 1254.489 = 7744.183 SQMT

PROPOSED CAR PARKING = 7744.183 / 30 SQMT.= 258.139 = (SAY) 258 ECS

AREA LEGENDS:-

- BASEMENT PARKING AREA
- NON. F.A.R AREA LOBBY & RAMP AREA
- 15% SERVICES F.A.R AREA
- F.A.R AREA
- CUTOUT AREA

KEY PLAN

AREA LEGEND

NOTE -

1. The Dimensions/ Area statements shown in the drawings has been checked & verified by architect and owner.
2. Owner shall be responsible / liable for any change in the dimensions / area statement.
3. All area in Sqmtr & dimension are in mm.

Owner/ Signature

For Jaypee Infratech Limited

Authorised Signatory

Town Planner Signature

Architect's Signature

RAINA DOFA
Architect
CA No 81/664

ARCHITECTS
Confluence

Owner
JAYPEE INFRATECH LTD.

Drawing Title
FIRST BASEMENT AREA CALCULATION

Job Title
PROPOSED GROUP HOUSING FOR BOOMERANG RESIDENCES (POCKET B-8)
JAYPEE GREENS, SECTOR 128, NOIDA , (U.P.)

Scale	Job No.	
NTS		
Date	Drawing No.	
22-11-2022	S-06	
Draft by	Checked by	Revision No
ABDHESH JHA	BALRAJ SINGH	

NOIDA AUTHORITY :

Associate Architect	Architect	Chief Architect

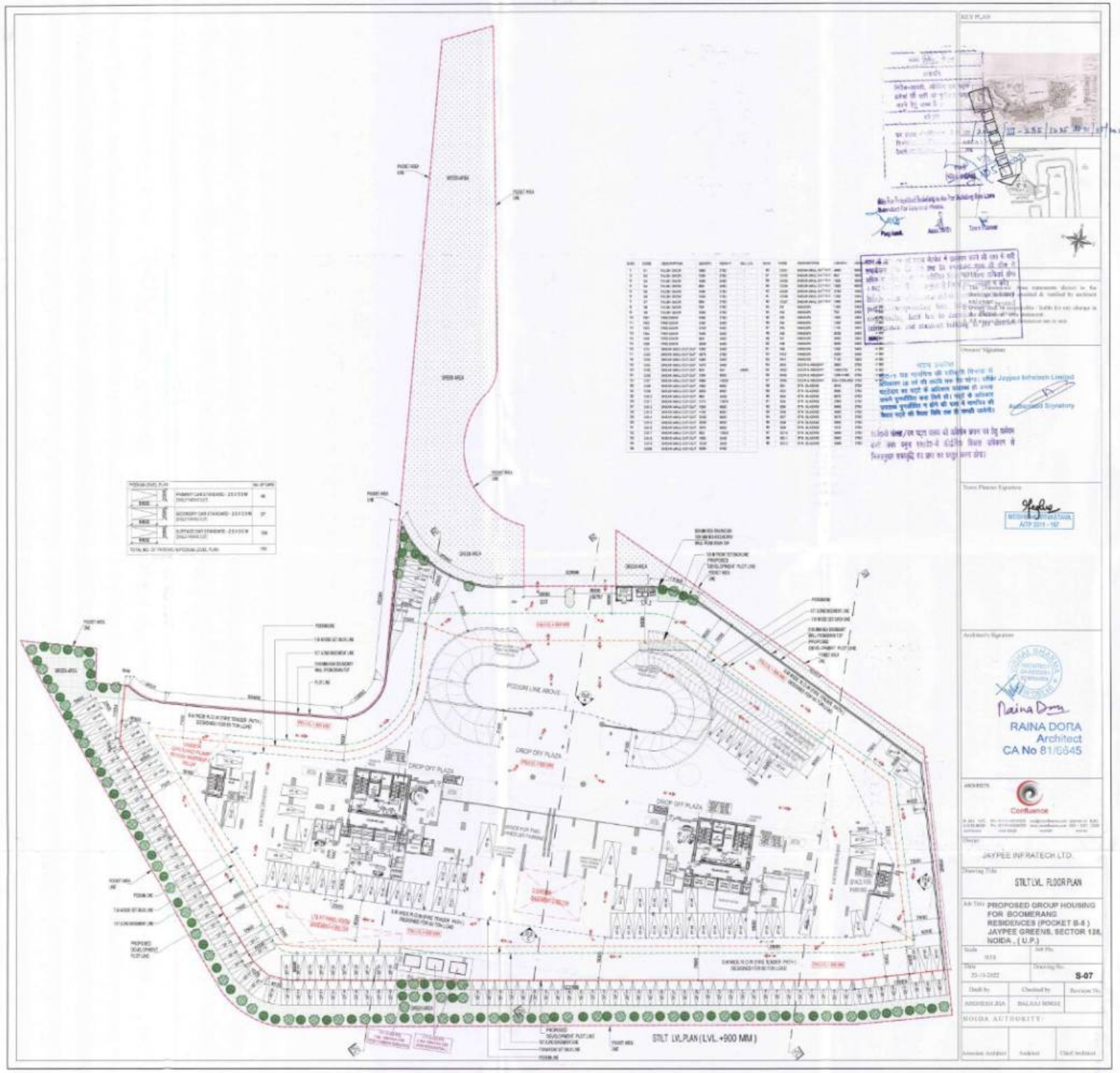
STILT LVL.PLAN (LVL.+900 MM)
DROP OFF PLAZA
PODIUM LINE ABOVE
RAINA DORA
Architect
CA No 81/6645
Confluence
JAYPEE INFRATECH LTD.
STILT LVL. FLOOR PLAN
PROPOSED GROUP HOUSING FOR BOOMERANG RESIDENCES (POCKET B-8) JAYPEE GREENS, SECTOR 128, NOIDA, (U.P.)
S-07
NOIDA AUTHORITY

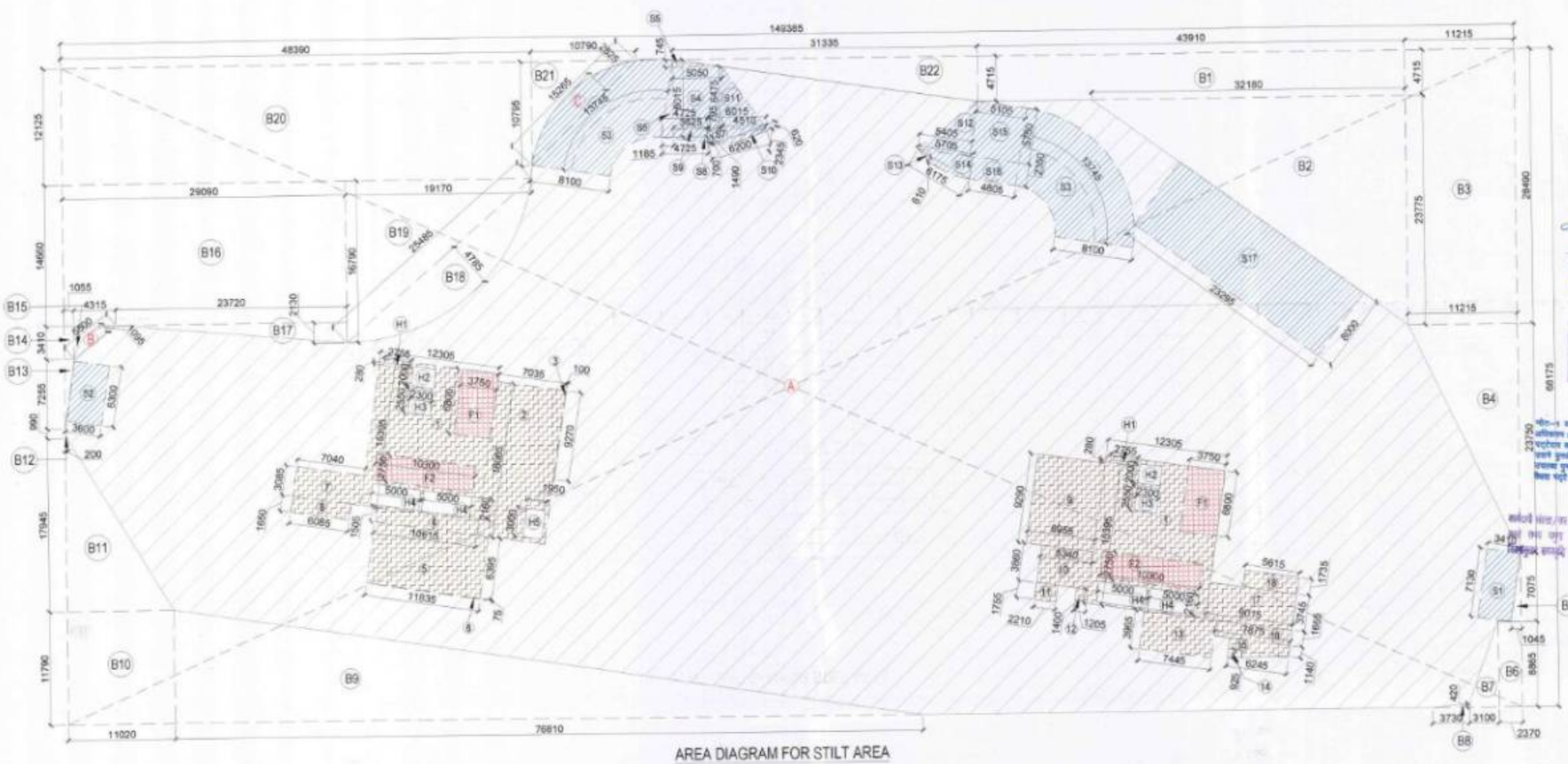

AREA DIAGRAM FOR STILT AREA

AREA LEGENDS:-

- STILT AREA
- F.A.R AREA
- 15% SERVICES F.A.R AREA
- NON. FAR. AREA STAIRCASE & RAMP AREA
- CUTOUT AREA

STILT LIFT WELL SHAFT & STAIRCASE CUTOUT AREA CALCULATION							
S.NO.	PARTICULARS						AREA (S QMT)
H1	2.755	X	0.260	X	2	=	1.543
H2	2.300	X	2.000	X	2	=	9.200
H3	2.300	X	2.550	X	2	=	11.730
H4	5.000	X	2.160	X	4	=	43.200
H5	1.950	X	3.000			=	5.850
TOTAL STILT CUTOUT AREA (J)						=	71.523

STILT FLOOR NON F.A.R AREA		
STILT NON F.A.R PARKING AREA	=	5627.785
STILT STAIRCASE & RAMP NON F.A.R AREA	=	586.956
TOTAL STILT NON-F.A.R AREA	=	6214.742

15% SERVICES F.A.R AREA STILT FLOOR							
S.NO.	PARTICULARS						AREA (S QMT)
FIRE TOWER AREA							
F1	3.750	X	6.800	X	2	=	51.000
F2	10.300	X	2.750	X	2	=	56.650
TOTAL 15% SERVICES AREA = (G)						=	107.650

TOTAL NON F.A.R AREA FOR STILT FLOOR							
S.NO.	PARTICULARS						AREA (S QMT)
STAIR CASE & RAMP AREA							
S1	3.410	X	7.100			=	24.319
S2	3.600	X	6.300			=	22.680
S3	13.745	X	8.100	X	2	=	222.690
S4	5.050	X	6.475			=	32.699
S5	5.050	X	0.746	X	0.5	=	1.881
S6	1.185	X	8.015	X	0.5	=	4.749
S7	5.015	X	1.490	X	0.5	=	4.481
S8	4.725	X	0.700	X	0.5	=	1.654
S9	3.625	X	0.795			=	2.882
S10	8.200	X	0.600	X	0.67	=	3.576
S11	4.510	X	6.475	X	0.5	=	14.601
S12	5.405	X	5.750	X	0.5	=	15.539
S13	8.175	X	0.610	X	0.67	=	2.524
S14	5.795	X	2.350	X	0.5	=	6.793
S15	5.105	X	5.750			=	29.354
S16	4.805	X	2.350			=	11.292
S17	23.295	X	8.000			=	186.360
TOTAL NON F.A.R AREA (H)						=	586.956

AREA CALCULATION FOR F.A.R AREA STILT FLOOR							
S.NO.	PARTICULARS						AREA (S QMT)
1	12.305	X	16.305	X	2	=	401.571
2	7.036	X	16.005			=	112.577
3	6.150	X	9.270			=	1.351
4	10.015	X	1.605			=	16.076
5	11.605	X	6.366			=	73.885
6	11.605	X	0.076	X	0.5	=	0.444
7	7.040	X	3.096			=	21.791
8	5.085	X	1.000			=	10.040
9	8.955	X	9.250			=	84.512
10	5.340	X	3.960			=	20.612
11	2.210	X	1.755			=	3.879
12	1.205	X	1.400			=	1.687
13	7.445	X	3.965			=	29.519
14	6.245	X	0.925	X	0.5	=	2.888
15	6.245	X	1.140			=	7.119
16	7.675	X	1.655			=	12.703
17	9.015	X	3.746			=	33.761
18	5.615	X	1.736			=	9.743
TOTAL STILT FLOOR F.A.R AREA (D)						=	803.995
AREA SUBTRACTION LIFT WELL SHAFT							
H1	2.755	X	0.260	X	2	=	1.543
H2	2.300	X	2.000	X	2	=	9.200
H3	2.300	X	2.550	X	2	=	11.730
H4	5.000	X	2.160	X	4	=	43.200
H5	1.950	X	3.000			=	5.850
F1	3.750	X	6.800	X	2	=	51.000
F2	10.300	X	2.750	X	2	=	56.650
TOTAL (E)						=	179.173
TOTAL STILT F.A.R AREA F = (D - E)						=	624.822

AREA CALCULATION FOR STILT AREA							
S.NO.	PARTICULARS						AREA (S QMT)
A	140.395	X	66.175			=	10184.302
B	1.036	X	6.500	X	0.67	=	4.696
C	2.925	X	15.265	X	0.67	=	29.825
TOTAL AREA (A)						=	10214.182
DEDUCTIONS							
B1	43.910	X	4.715			=	207.036
B2	32.180	X	23.775	X	0.5	=	382.540
B3	11.215	X	28.460			=	319.515
B4	11.215	X	23.775	X	0.5	=	133.178
B5	1.045	X	7.075	X	0.5	=	3.697
B6	2.370	X	8.865			=	21.010
B7	3.100	X	8.865	X	0.5	=	13.741
B8	3.730	X	0.420	X	0.5	=	0.783
B9	78.910	X	11.730	X	0.5	=	462.726
B10	11.020	X	11.730			=	129.325
B11	11.020	X	18.720	X	0.5	=	103.147
B12	0.200	X	0.900	X	0.5	=	0.090
B13	1.036	X	7.256	X	0.5	=	3.627
B14	1.036	X	3.410			=	3.098
B15	4.915	X	3.410	X	0.5	=	7.963
B16	20.050	X	14.950			=	299.498
B17	23.730	X	2.150	X	0.5	=	25.503
B18	25.485	X	4.785	X	0.67	=	81.704
B19	19.179	X	18.750	X	0.5	=	180.932
B20	48.390	X	12.125			=	586.729
B21	10.790	X	10.795	X	0.5	=	58.235
B22	31.335	X	4.715	X	0.5	=	73.872
TOTAL AREA (B)						=	3196.445
TOTAL AREA C = (A - B)						=	7018.737
AREA SUBTRACTION							
TOTAL STILT F.A.R AREA (F)						=	624.822
TOTAL STILT 15% SERVICES F.A.R AREA (G)						=	107.650
TOTAL STILT STAIRCASE & RAMP NON F.A.R AREA (H)						=	586.956
TOTAL LIFT WELL SHAFT & STAIRCASE CUTOUT (J)						=	71.523
TOTAL AREA = (K)							1390.951
TOTAL STILT NON F.A.R PARKING AREA = (C - K)						=	5627.785

(1) TOTAL PROPOSED STILT AREA (C) = 7018.737 SQMT

(2) PARKING AREA CALCULATION IN STILT FLOOR

PARKING AREA IN STILT FLOOR = TOTAL STILT AREA (C) - (F.A.R AREA LOBBY (F) +15% SERVICE FAR AREA (G) + STAIRCASES & RAMP NON-FAR AREA (H) + LIFT WELL SHAFT AREA STAIRCASE CUTOUT (J)

= 7018.737 - (624.822 + 107.650 + 586.956 +71.523)
= 7018.737 - 1390.951 = 5627.785 SQMT

PROPOSED CAR PARKING = 5627.785 / 30 SQMT = 187.592 = (SAY) 188 ECS

KEY PLAN

AREA LOCATOR

NOTE -

1. The Dimensions/ Area statements shown in the drawings has been checked & verified by architect and owner.
2. Owner shall be responsible / liable for any change in the dimensions / area statement.
3. All area in Sqmtr.& dimension are in mm.

Owners' Signature

For Jaypee Infratech Limited

Authorised Signatory

Town Planner Signature

MEGHA SRIVASTAVA
AITP 2011 - NIT

Architect's Signature

RAINA DORA
Architect
CA No 81/6645

ARCHITECTS

Confluence

Owner

JAYPEE INFRATECH LTD.

Drawing Title

STILT LVL AREA CALCULATION

Job Title **PROPOSED GROUP HOUSING FOR BOOMERANG RESIDENCES (POCKET B-8) JAYPEE GREENS, SECTOR 128, NOIDA , (U.P.)**

Scale	Job No.	
NTS		
Date 22-11-2022	Drawing No. S-08	
Dealt by ABDHESH JHA	Checked by BALRAJ SINGH	Revision No.

NOIDA AUTHORITY:

Associate Architect	Architect	Chief Architect

AREA LEGENDS:-

- F.A.R AREA
- 15% SERVICES F.A.R AREA
- NON. FAR. AREA

GROUND FLOOR (COMMUNITY CENTER PODIUM LVL PLAN LVL. +4200 MM)

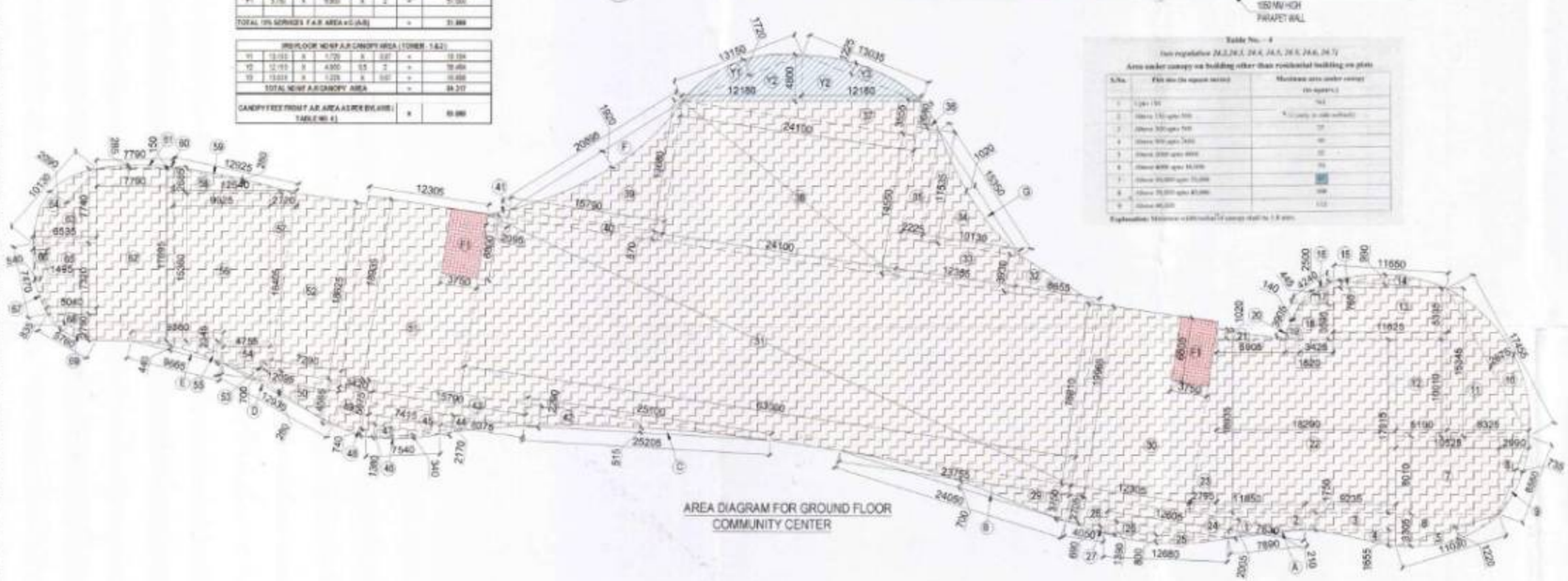

AREA DIAGRAM FOR GROUND FLOOR
COMMUNITY CENTER

KEY PLAN

NOTE :-

1. The Dimensions/ Area statements shown in the drawings has been checked & verified by architect and owner.
2. Owner shall be responsible / liable for any change in the dimensions / area statement.
3. All area in Sqmtr & dimension are in mm.

Owners' Signature

For Jaypee Infratech Limited
Authorised Signatory

Town Planner Signature

Architect's Signature

RAINA DORA
Architect
CA No 81/6645

ARCHITECTS

Confluence

Owner

JAYPEE INFRATECH LTD.

Drawing Title

GROUND / PODIUM LVL. FLOOR PLAN & AREA CALCULATION
TOWER-1 & 2

Job Title **PROPOSED GROUP HOUSING FOR BOOMERANG RESIDENCES (POCKET B-8) JAYPEE GREENS, SECTOR 128, NOIDA , (U.P.)**

Scale	Job No.	
NTS		
Date 22-11-2022	Drawing No. S-09	
Dealt by	Checked by	Revision No.
ABDHESH JHA	BALRAJ SINGH	

NOIDA AUTHORITY :

Associate Architect	Architect	Chief Architect

S.NO	CODE	DESCRIPTION	LENGTH	HEIGHT	SILL LVL
1	D1	FLUSH DOOR	1000	2700	-
2	D2	FLUSH DOOR	1200	2700	-
3	D3	FLUSH DOOR	1050	2400	-
4	D4	FLUSH DOOR	900	2400	-
5	D5	FLUSH DOOR	1550	2700	-
6	D6	FLUSH DOOR	1400	2700	-
7	D7	FLUSH DOOR	900	2700	-
8	D8	FLUSH DOOR	750	2700	-
9	D9	FLUSH DOOR	1000	2700	-
10	FD1	FIRE DOOR	1200	2700	-
11	FD2	FIRE DOOR	1200	2400	-
12	FD3	FIRE DOOR	2100	2400	-
13	FD4	FIRE DOOR	1500	2400	-
14	FD5	FIRE DOOR	900	2400	-
15	FD6	FIRE DOOR	2000	2400	-
16	CD1	SHEAR WALL CUT-OUT	1200	2400	-
17	CD2	SHEAR WALL CUT-OUT	4275	2700	-
18	CD3	SHEAR WALL CUT-OUT	1400	2400	-
19	CD4	SHEAR WALL CUT-OUT	1475	2400	-
20	CD5	SHEAR WALL CUT-OUT	800	450	+1000
21	CD6	SHEAR WALL CUT-OUT	1250	6000	-
22	CD7	SHEAR WALL CUT-OUT	1000	12000	-
23	CD8	SHEAR WALL CUT-OUT	1000	6000	-
24	CD9	SHEAR WALL CUT-OUT	1000	6000	-
25	CD10	SHEAR WALL CUT-OUT	950	3400	-
26	CD11	SHEAR WALL CUT-OUT	1275	12000	-
27	CD12	SHEAR WALL CUT-OUT	1200	6000	-
28	CD13	SHEAR WALL CUT-OUT	1100	6000	-
29	CD14	SHEAR WALL CUT-OUT	2100	6000	-
30	CD15	SHEAR WALL CUT-OUT	2000	6000	-
31	CD16		1875	6000	-
32	CD17	SHEAR WALL CUT-OUT	950	12000	-
33	CD18	SHEAR WALL CUT-OUT	1200	3400	-
34	CD19	SHEAR WALL CUT-OUT	2100	2400	-
35	CD20	SHEAR WALL CUT-OUT	3000	3700	-

S.NO	CODE	DESCRIPTION	LENGTH	HEIGHT	SILL LVL
36	CD21	SHEAR WALL CUT-OUT	4000	3000	-
37	CD22	SHEAR WALL CUT-OUT	850	3400	-
38	CD23	SHEAR WALL CUT-OUT	1425	3000	-
39	CD24	SHEAR WALL CUT-OUT	1425	3000	-
40	CD25	SHEAR WALL CUT-OUT	2700	4000	-
41	CD26	SHEAR WALL CUT-OUT	1350	3400	-
42	CD27	SHEAR WALL CUT-OUT	1000	3400	-
43	W1	WINDOW	1350	3400	+1000
44	W2	WINDOW	750	3400	+1000
45	W3	WINDOW	1000	3400	+1000
46	W4	WINDOW	1200	3400	+1000
47	W5	WINDOW	1150	3400	+1000
48	W6	WINDOW	3225	3400	+1000
49	W7	WINDOW	3800	3400	+1000
50	W8	WINDOW	3600	3400	+1000
51	W9	WINDOW	1500	3400	+1000
52	W10	WINDOW	4000	3400	+1000
53	W11	WINDOW	7100	3400	+1000
54	DW1	DOOR & WINDOW	2850	2700	+1000
55	DW2	DOOR & WINDOW	1050+750	2700	+1000
56	DW3	DOOR & WINDOW	1350+1050	2700	+1000
57	DW4	DOOR & WINDOW	3450+1050+915	2700	+1000
58	SD1	STR GLAZING	3040	2700	-
59	SD2	STR GLAZING	3450	2700	-
60	SD3	STR GLAZING	3975	2700	-
61	SD4	STR GLAZING	2900	2700	-
62	SD5	STR GLAZING	3065	2700	-
63	SD6	STR GLAZING	3600	2700	-
64	SD7	STR GLAZING	3575	2700	-
65	SD8	STR GLAZING	3060	2700	-
66	SD9	STR GLAZING	1610	2700	-
67	SD10	STR GLAZING	3485	2700	-
68	SD11	STR GLAZING	3350	2700	-
69	SD12	STR GLAZING	3365	2700	-

AREA CALCULATION F.A.R AREA COMMUNITY BLOCK (FIRST FLOOR)

S.NO.	PARTICULARS							AREA (SQMT)
F1	8.550	X	6.800	X	2	=		116.248
F2	12.300	X	3.045	X	2	=		74.907
F3	14.205	X	5.550	X	2	=		157.676
TOTAL AREA (A)						=		348.831
Subtraction								
A	2.300	X	2.000	X	2	=		9.200
B	3.300	X	2.550	X	2	=		11.730
C	4.100	X	0.700	X	2	=		5.740
D	3.000	X	0.700	X	2	=		4.200
E	1.000	X	0.700	X	2	=		1.400
F	5.000	X	2.750	X	4	=		55.000
G	5.000	X	2.400	X	4	=		48.000
H	1.475	X	3.095	X	2	=		9.130
J	2.100	X	2.000	X	2	=		8.400
H1	2.750	X	0.250	X	2	=		1.543
TOTAL AREA (B)						=		154.343
TOTAL F.A.R AREA =C (A-B)						=		194.487

B1	4.265	X	0.420	X	0.5	=		0.894
B2	4.805	X	7.155			=		32.126
A	2.300	X	2.000	X	2	=		9.200
B	2.350	X	2.350	X	2	=		11.730
C	4.100	X	0.700	X	2	=		5.740
D	3.000	X	0.700	X	2	=		4.200
E	1.000	X	0.700	X	2	=		1.400
F	5.000	X	2.750	X	4	=		55.000
G	5.000	X	2.400	X	4	=		48.000
H	1.475	X	3.095	X	2	=		9.130
J	2.100	X	2.000	X	2	=		8.400
TOTAL AREA (A)						=		1022.943
Subtraction								
C1	2.195	X	1.480			=		3.389
C2	0.910	X	1.480	X	0.5	=		0.673
C3	1.790	X	2.135	X	2	=		7.641
C4	1.550	X	1.025	X	0.3	=		0.954
C5	2.315	X	3.095	X	0.3	=		4.024
C6	3.275	X	3.045	X	0.67	=		6.765
C7	1.930	X	2.400	X	0.5	=		2.313
C8	2.350	X	0.500	X	0.67	=		0.785
C9	1.530	X	2.185	X	0.3	=		1.005
C10	1.925	X	0.400	X	0.67	=		0.515
C11	0.665	X	4.100	X	0.67	=		2.783
C12	0.495	X	4.895	X	0.5	=		1.212
C13	2.050	X	0.905			=		1.855
C14	1.340	X	2.085	X	0.5	=		1.394
TOTAL AREA (B)						=		32.651
TOTAL 15% SERVICES F.A.R AREA =C (A-B)						=		1790.862

44	9.555	X	0.200			=		1.911
45	10.330	X	1.665			=		17.199
46	8.990	X	2.150			=		19.307
47	4.150	X	3.830	X	2	=		31.844
48	0.675	X	1.160			=		0.783
49	4.600	X	1.315	X	0.5	=		2.995
50	27.005	X	3.070			=		82.908
51	11.235	X	7.065			=		79.319
52	14.625	X	7.970			=		116.199
53	10.030	X	0.535			=		5.044
54	12.555	X	2.295	X	0.5	=		14.407
55	4.185	X	0.460	X	0.5	=		0.963
56	7.660	X	0.200			=		1.532
57	0.895	X	0.460			=		0.412
58	0.895	X	0.185	X	0.5	=		0.074
59	3.845	X	0.175	X	0.67	=		0.451
60	3.845	X	0.625			=		2.394
61	3.845	X	0.620	X	0.5	=		1.192
62	14.675	X	0.200			=		2.935
63	2.500	X	2.500	X	3.14	=		19.625
64	0.985	X	0.890			=		0.877
65	1.075	X	0.890	X	0.5	=		0.479
66	0.760	X	0.535	X	0.5	=		0.203
67	5.160	X	0.150	X	0.67	=		0.519
68	4.350	X	2.790	X	0.5	=		6.068
69	1.365	X	2.790	X	0.5	=		1.904
70	15.660	X	2.800			=		43.848
71	14.205	X	0.200	X	2	=		5.682
72	9.710	X	0.540	X	0.67	=		3.513
73	9.475	X	2.905	X	0.5	=		13.286
74	9.210	X	2.230	X	0.5	=		10.265
75	0.400	X	0.910	X	2	=		0.728
76	9.210	X	7.095			=		64.977
77	12.165	X	5.505			=		66.924
78	7.290	X	3.090			=		22.526
79	10.650	X	5.360			=		56.916
80	16.575	X	7.600			=		125.970

AREA CALCULATION 15% SERVICES F.A.R COMMUNITY BLOCK (FIRST FLOOR

S.NO	PARTICULARS							AREA (SQMT)
1	2.205	X	0.135			=		0.446
2	1.575	X	0.345	X	0.5	=		0.679
3	2.495	X	0.535			=		1.335
4	0.400	X	0.965			=		0.386
5	0.445	X	11.575			=		5.150
6	0.600	X	1.065			=		0.640
7	0.400	X	1.265			=		0.506
8	0.200	X	0.180			=		0.036
9	0.110	X	0.200	2	0.5	=		0.022
10	17.250	X	0.200			=		3.450
11	1.200	X	4.325			=		5.190
12	0.910	X	0.790			=		0.719
13	1.355	X	0.200			=		0.271
14	7.285	X	4.250			=		30.957
15	3.750	X	6.600	X	2	=		51.000
16	5.725	X	4.800			=		27.480
17	0.300	X	2.125			=		0.638
18	3.765	X	7.215			=		27.170
19	10.545	X	12.150			=		128.126
20	2.535	X	0.275	X	0.5	=		0.174
21	3.475	X	1.100	X	0.5	=		1.911
22	6.005	X	2.995	X	0.5	=		11.987
23	5.510	X	0.415	X	0.67	=		1.528
24	0.425	X	2.900	X	0.5	=		0.615
25	15.555	X	2.800			=		43.554
26	4.975	X	3.025	X	0.5	=		7.521
27	4.575	X	0.140	X	0.67	=		0.427
28	10.825	X	7.795			=		115.615
29	0.960	X	0.315			=		0.302
30	2.195	X	1.365			=		2.996
31	1.690	X	0.465			=		0.815
32	0.445	X	1.365	X	0.5	=		0.303
33	2.195	X	1.865	X	0.5	=		1.829
34	2.840	X	0.465	X	0.67	=		0.791
35	14.640	X	0.200			=		2.928
36	2.870	X	0.200	X	4	=		2.296
37	5.960	X	0.575	X	0.67	=		2.298
38	6.365	X	2.800	X	0.5	=		8.875
39	6.365	X	1.000			=		6.365
40	3.565	X	1.000	X	0.5	=		1.782
41	11.230	X	6.615			=		74.310
42	3.275	X	4.415			=		23.280
43	7.845	X	0.200			=		1.569

KEY PLAN

AREA LEGEND

NOTE -

1. The Dimensions/ Area statements shown in the drawings has been checked & verified by architect and owner.
2. Owner shall be responsible / liable for any change in the dimensions / area statement.
3. All area in Sqmtr & dimension are in mm.

Owner Signature

Jaypee Infratech Limited

Authorised Signatory

Town Planner Signature

MEENAKSHI SRIVASTAVA
AITP 2011 - 167

Architect's Signature

RAINA DORA
Architect
CA No 81/5645

ARCHITECTS

Confluence

Owner

JAYPEE INFRATECH LTD.

Drawing Title

FIRST FLOOR PLAN & AREA CALCULATION

TOWER-1 & 2

Job Title **PROPOSED GROUP HOUSING FOR BOOMERANG RESIDENCES (POCKET B-8) JAYPEE GREENS, SECTOR 128, NOIDA , (U.P.)**

Scale	Job No.	
NTS		
Date	Drawing No.	
22-11-2022	S-10	
Dealt by	Checked by	Revision No.
ABDHESH JHA	BALRAJ SINGH	

NOIDA AUTHORITY:

Associate Architect	Architect	Chief Architect

AREA CALCULATION 15% SERVICES F.A.R AREA SECOND FLOOR (COMMUNITY CENTER)							
S.NO.	PARTICULARS						AREA (SQ.MT)
1	3.750	X	5.600	X	2	=	51.000
2	2.100	X	2.000			=	8.400
2A	1.475	X	3.095	X	2	=	9.130
3	4.100	X	0.700	X	2	=	5.740
4	3.000	X	0.700	X	2	=	4.200
5	1.000	X	0.700	X	2	=	1.400
6	5.000	X	2.750	X	4	=	55.000
7	1.450	X	2.000	X	4	=	11.600
8	3.165	X	4.970			=	15.729
9	3.750	X	0.310			=	1.161
10	3.750	X	1.440	X	0.5	=	2.700
11	1.208	X	1.200	X	0.5	=	0.723
12	7.555	X	0.450	X	0.67	=	2.453
13	7.325	X	2.000	X	0.5	=	7.325
14	5.530	X	0.855			=	4.724
15	6.221	X	11.010			=	68.507
16	14.155	X	0.340	X	0.5	=	2.405
17	14.160	X	1.260	X	0.67	=	12.501
18	14.155	X	0.995			=	14.084
19	9.451	X	3.855			=	36.145
20	5.595	X	0.350	X	0.5	=	0.784
21	4.350	X	0.310			=	1.348
22	4.075	X	1.010	X	0.5	=	2.326
23	10.325	X	2.870			=	29.630
24	5.530	X	0.905			=	5.005
25	4.190	X	4.730			=	19.840
26	11.238	X	6.860			=	77.072
27	2.370	X	1.610			=	3.814
28	9.275	X	3.230			=	29.958
29	4.590	X	1.180			=	5.416
30	3.986	X	1.180	X	0.5	=	2.357
31	4.170	X	0.315	X	0.67	=	0.881
32	2.370	X	1.610	X	0.5	=	1.914
33	3.635	X	1.610	X	0.5	=	2.935
34	9.095	X	7.270			=	66.148
35	5.465	X	3.000			=	16.347
36	1.800	X	0.400			=	0.720
37	4.350	X	0.605	X	0.67	=	1.764
38	2.690	X	3.270	X	0.5	=	4.396
37	4.205	X	0.605	X	0.67	=	1.704
38	2.690	X	3.270	X	0.5	=	4.396
TOTAL AREA (A)						=	607.602
Subtraction							
C5	2.050	X	0.905			=	1.855
C6	1.950	X	3.000			=	5.850
C7	4.020	X	0.545	X	0.67	=	1.458
C8	1.050	X	1.050	X	2	=	2.205
C9	4.205	X	0.135	X	0.67	=	0.424
C10	3.570	X	0.425	X	0.67	=	1.017
TOTAL AREA (B)						=	16.391
TOTAL F.A.R AREA =C (A-B)						=	591.702

AREA CALCULATION F.A.R AREA SECOND FLOOR (COMMUNITY CENTER)							
S.NO.	PARTICULARS						AREA (SQ.MT)
F1	8.551	X	6.800	X	2	=	116.348
F2	12.320	X	2.645			=	32.602
F3	14.709	X	5.750	X	2	=	169.108
F4	13.505	X	2.845			=	38.422
TOTAL AREA (A)						=	356.520
Subtraction							
C1	2.300	X	2.000	X	2	=	9.200
C2	2.300	X	2.550	X	2	=	11.730
C3	2.755	X	0.280	X	2	=	1.543
C4	5.000	X	2.400	X	4	=	48.000
2	2.100	X	2.000	X	2	=	8.400
2A	1.475	X	3.095	X	2	=	9.130
3	4.100	X	0.700	X	2	=	5.740
4	3.000	X	0.700	X	2	=	4.200
5	1.000	X	0.700	X	2	=	1.400
6	5.000	X	2.750	X	4	=	55.000
7	1.450	X	2.000	X	4	=	11.600
TOTAL AREA (B)						=	165.943
TOTAL F.A.R AREA = C (A-B)						=	192.577

AREA LEGENDS:-

F.A.R AREA

15% SERVICES F.A.R AREA

AREA DIAGRAM FOR SECOND FLOOR COMMUNITY CENTER

KEY PLAN

NOTE :-

1. The Dimensions/ Area statements shown in the drawings has been checked & verified by architect and owner.
2. Owner shall be responsible / liable for any change in the dimensions / area statement.
3. All area in Sqmtr.& dimension are in mm.

Owners' Signature

For Jaypee Infratech Limited

Authorised Signatory

Town Planner Signature

Architect's Signature

RAINA DOSA
Architect
CA No 81/5645

ARCHITECTS

Confluence

Owner

JAYPEE INFRATECH LTD.

Drawing Title

2ND FLOOR PLAN & AREA CALCULATION
TOWER-1 & 2

Job Title **PROPOSED GROUP HOUSING FOR BOOMERANG RESIDENCES (POCKET B-8) JAYPEE GREENS, SECTOR 128, NOIDA , (U.P.)**

Scale	Job No.	
NTS		
Date	Drawing No.	
22-11-2022	S-11	
Draft by	Checked by	Revision No.
ABDHESH JHA	BALRAJ SINGH	

NOIDA AUTHORITY

Associate Architect	Architect	Chief Architect

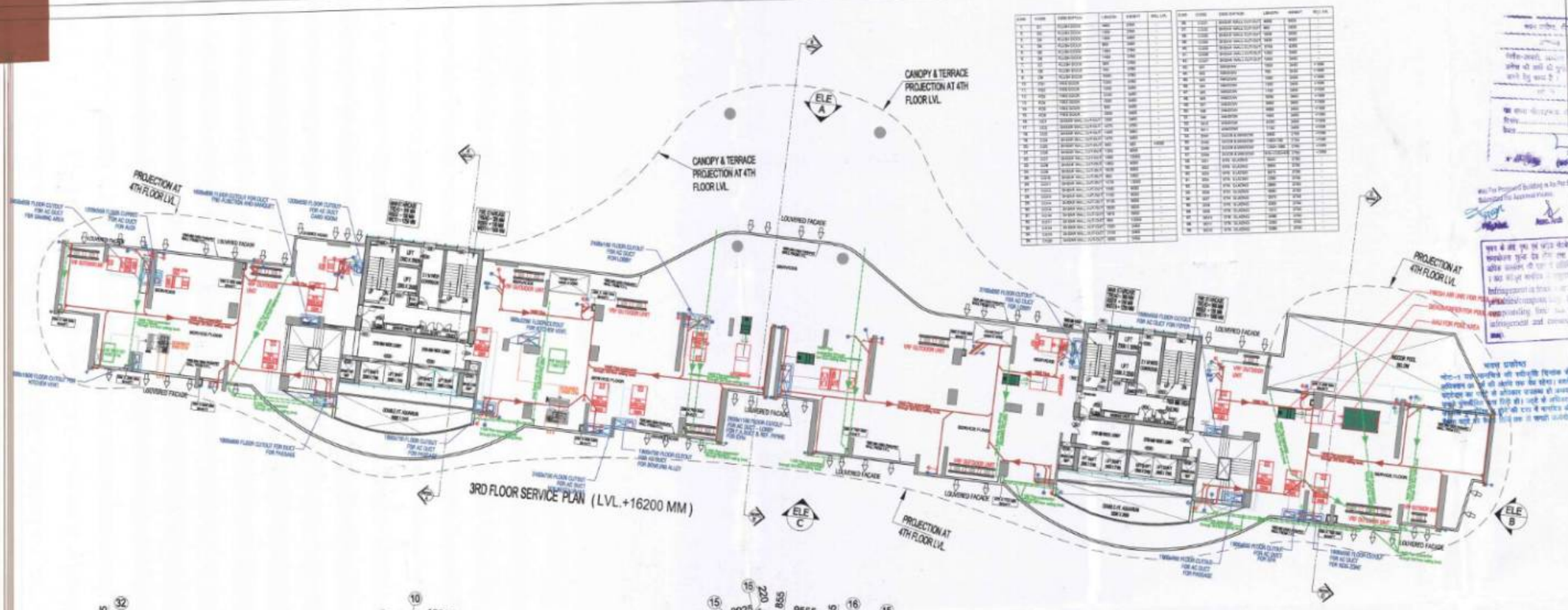

3RD FLOOR SERVICE PLAN (LVL.+16200 MM)

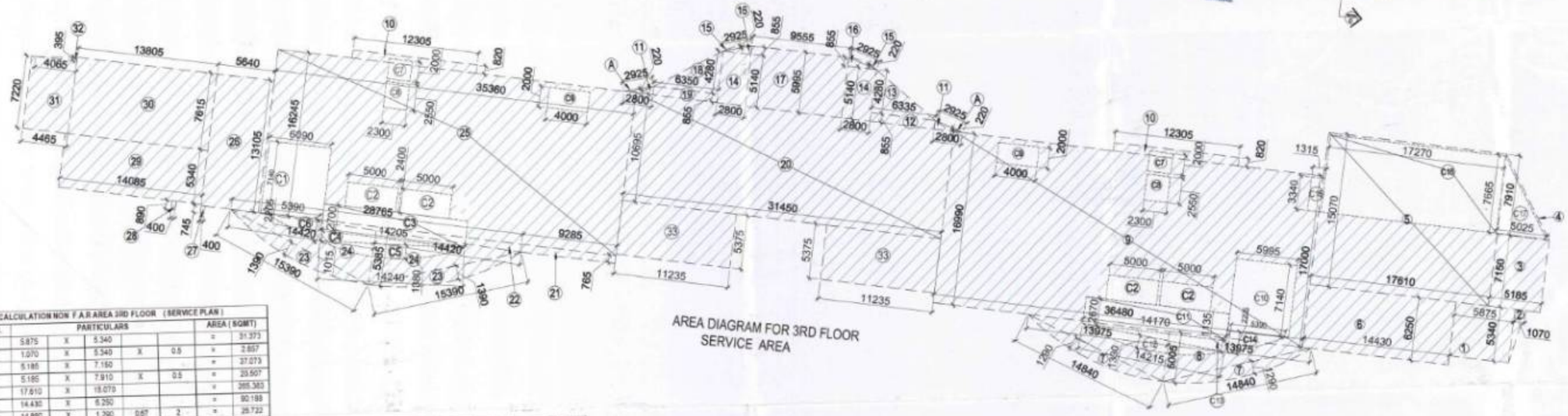

AREA DIAGRAM FOR 3RD FLOOR SERVICE AREA

AREA CALCULATION NON F.A.R AREA 3RD FLOOR (SERVICE PLAN)

S.NO.	PARTICULARS							AREA (SQMT)
1	5.875	X	5.340				=	31.373
2	1.070	X	5.340	X	0.5		=	2.857
3	5.185	X	7.150				=	37.073
4	5.185	X	7.910	X	0.5		=	20.507
5	17.610	X	15.070				=	265.383
6	14.430	X	6.250				=	90.188
7	14.880	X	1.290	0.67	2		=	25.722
8	13.975	X	6.005	0.5	2		=	59.945
9	36.480	X	16.990				=	619.455
10	12.305	X	0.820	X	2		=	20.180
11	2.800	X	0.855	0.5	2		=	2.394
12	6.335	X	0.855				=	5.415
13	6.335	X	4.280	X	0.5		=	13.557
14	2.800	X	5.140	X	2		=	28.784
15	2.925	X	0.220	0.67	2		=	0.962
16	2.800	X	0.855	0.5	2		=	2.394
17	9.555	X	5.995				=	57.292
18	6.350	X	4.280	X	0.5		=	13.589
19	6.350	X	0.855				=	5.429
20	31.450	X	10.695				=	336.358
21	9.285	X	0.765				=	7.103
22	28.830	X	0.765	X	0.5		=	11.027
23	15.390	X	1.360	0.67	2		=	28.555
24	14.420	X	5.385	0.5	2		=	77.652
25	35.360	X	16.245				=	574.423
26	5.640	X	13.105				=	73.912
27	0.400	X	0.765				=	0.306
28	0.400	X	0.890				=	0.356
29	14.085	X	5.340				=	75.214
30	13.805	X	7.615				=	105.126
31	4.465	X	7.220				=	32.237
32	4.065	X	0.395	X	0.5		=	0.803
33	11.235	X	5.375	X	2.0		=	120.776
TOTAL AREA (A)							=	2756.347
Subtraction								
C1	6.590	X	7.140				=	43.483
C2	5.000	X	2.400	X	4		=	48.000
C3	14.205	X	2.700				=	38.354
C4	14.205	X	1.015	X	0.5		=	7.209
C5	14.240	X	1.380	X	0.67		=	13.166
C6	5.390	X	2.205	X	0.5		=	5.942
C7	2.300	X	2.000	X	2		=	9.200
C8	2.300	X	2.550	X	2		=	11.730
C9	4.000	X	2.000	X	2		=	16.000
C10	5.995	X	7.140				=	42.804
C11	14.170	X	2.670				=	37.834
C12	14.215	X	1.330	X	0.67		=	12.867
C13	14.170	X	1.135	X	0.5		=	8.041
C14	5.390	X	2.205	X	0.5		=	5.942
C15	1.315	X	3.340				=	4.392
C16	17.270	X	7.665				=	132.375
C17	5.025	X	7.665	X	0.5		=	19.258
TOTAL AREA (B)							=	456.398
TOTAL SERVICE FLOOR NON F.A.R AREA =C (A-B)							=	2299.948

AREA LEGENDS:-

NON F.A.R AREA

KEY PLAN

AREA LAYOUT

NOTE -:

1. The Dimensions/ Area statements shown in the drawings has been checked & verified by architect and owner.
2. Owner shall be responsible / liable for any change in the dimensions / area statement.
3. All area in Sqmtr & dimension are in mm.

Owners' Signature

For Jaypee Infratech Limited

Authorised Signatory

Town Planner Signature

MEGHA SRIVASTAVA
ATP 2011 - NOI

Architect's Signature

RAINA DORA
Architect
CA No 81/6645

ARCHITECTS

Confluence

B-421, KFC, KLOAS,INDIA architecture
Ph- +91-11-28216006 Ph- +91-11-40504700 urban design
cos@inconfluence.com www.inconfluence.com hospitality
Member of IGBC ISO - 9001 : 2000 interiors

Owner

JAYPEE INFRATECH LTD.

Drawing Title 3RD FLOOR SERVICE PLAN & AREA CALCULATION

TOWER-1 & 2

Job Title PROPOSED GROUP HOUSING FOR BOOMERANG RESIDENCES (POCKET B-8) JAYPEE GREENS, SECTOR 128, NOIDA , (U.P.)

Scale	Job No.	
NTS		
Date 22-11-2022	Drawing No. S-12	
Dealt by	Checked by	Revision No.
ABDHESH JHA	BALRAJ SINGH	

NOIDA AUTHORITY:

Associate Architect	Architect	Chief Architect

S.NO	CODE	DESCRIPTION	LENGTH	HEIGHT	SILL LVL.
1.	D1	FLUSH DOOR	1800	2750	-
2.	D2	FLUSH DOOR	1200	2750	-
3.	D3	FLUSH DOOR	1050	2450	-
4.	D4	FLUSH DOOR	800	2450	-
5.	D5	FLUSH DOOR	1550	2750	-
6.	D6	FLUSH DOOR	1450	2750	-
7.	D7	FLUSH DOOR	900	2750	-
8.	D8	FLUSH DOOR	750	2750	-
9.	D9	FLUSH DOOR	1000	2750	-
10.	FD1	FIRE DOOR	1200	2750	-
11.	FD2	FIRE DOOR	1200	2450	-
12.	FD3	FIRE DOOR	2100	2450	-
13.	FD4	FIRE DOOR	1500	2450	-
14.	FD5	FIRE DOOR	900	2450	-
15.	FD6	FIRE DOOR	2000	2450	-
16.	CO1	SHEAR WALL CUT-OUT	1200	2450	-
17.	CO2	SHEAR WALL CUT-OUT	4275	2750	-
18.	CO3	SHEAR WALL CUT-OUT	1400	2450	-
19.	CO4	SHEAR WALL CUT-OUT	1475	2450	-
20.	CO5	SHEAR WALL CUT-OUT	800	450	+3000
21.	CO6	SHEAR WALL CUT-OUT	1250	6000	-
22.	CO7	SHEAR WALL CUT-OUT	1665	12000	-
23.	CO8	SHEAR WALL CUT-OUT	1650	6000	-
24.	CO9	SHEAR WALL CUT-OUT	3520	6000	-
25.	CO10	SHEAR WALL CUT-OUT	800	2450	-
26.	CO11	SHEAR WALL CUT-OUT	1275	12000	-
27.	CO12	SHEAR WALL CUT-OUT	1200	6000	-
28.	CO13	SHEAR WALL CUT-OUT	1100	6000	-
29.	CO14	SHEAR WALL CUT-OUT	2135	6000	-
30.	CO15	SHEAR WALL CUT-OUT	2000	6000	-
31.	CO16	SHEAR WALL CUT-OUT	1875	6000	-
32.	CO17	SHEAR WALL CUT-OUT	950	12000	-
33.	CO18	SHEAR WALL CUT-OUT	1200	2450	-
34.	CO19	SHEAR WALL CUT-OUT	2100	2450	-
35.	CO20	SHEAR WALL CUT-OUT	3000	3750	-

S.NO	CODE	DESCRIPTION	LENGTH	HEIGHT	SILL LVL.
36.	CO21	SHEAR WALL CUT-OUT	4800	6000	-
37.	CO22	SHEAR WALL CUT-OUT	950	3000	-
38.	CO23	SHEAR WALL CUT-OUT	1625	3000	-
39.	CO24	SHEAR WALL CUT-OUT	1625	6000	-
40.	CO25	SHEAR WALL CUT-OUT	2755	4200	-
41.	CO26	SHEAR WALL CUT-OUT	1250	2450	-
42.	CO27	SHEAR WALL CUT-OUT	1000	2450	-
43.	W1	WINDOW	1250	2450	+1200
44.	W2	WINDOW	750	2450	+1000
45.	W3	WINDOW	1000	2450	+1000
46.	W4	WINDOW	1200	2450	+1000
47.	W5	WINDOW	1150	2450	+1000
48.	W6	WINDOW	3035	2450	+1000
49.	W7	WINDOW	3850	2450	+1000
50.	W8	WINDOW	3650	2450	+1000
51.	W9	WINDOW	1500	2450	+1000
52.	W10	WINDOW	4200	2450	+1000
53.	W11	WINDOW	7100	2450	+1000
54.	DW1	DOOR & WINDOW	2650	2750	+1000
55.	DW2	DOOR & WINDOW	1050+750	2750	+1000
56.	DW3	DOOR & WINDOW	1250+1050	2750	+1000
57.	DW4	DOOR & WINDOW	915+1200+915	2750	+1000
58.	SD1	STR. GLAZING	3540	2750	-
59.	SD2	STR. GLAZING	3950	2750	-
60.	SD3	STR. GLAZING	3575	2750	-
61.	SD4	STR. GLAZING	2385	2750	-
62.	SD5	STR. GLAZING	3965	2750	-
63.	SD6	STR. GLAZING	3690	2750	-
64.	SD7	STR. GLAZING	3575	2750	-
65.	SD8	STR. GLAZING	3060	2750	-
66.	SD9	STR. GLAZING	1510	2750	-
67.	SD10	STR. GLAZING	5465	2750	-
68.	SD11	STR. GLAZING	3350	2750	-
69.	SD12	STR. GLAZING	3385	2750	-

Table No. – 4

(see regulation 24.2,24.3, 24.4, 24.5, 24.5, 24.6, 24.7)

Area under canopy on building other than residential building on plots

S.No.	Plot size (in square metre)	Maximum area under canopy (in sqmtrs.)
1	Upto 150	Nil
2	Above 150 upto 500	12 (only in side setback)
3	Above 300 upto 500	25
4	Above 500 upto 2000	40
5	Above 2000 upto 4000	55
6	Above 4000 upto 10,000	70
7	Above 10,000 upto 20,000	85
8	Above 20,000 upto 40,000	100
9	Above 40,000	115

Explanation: Minimum width/radius of canopy shall be 1.8 mtrs.

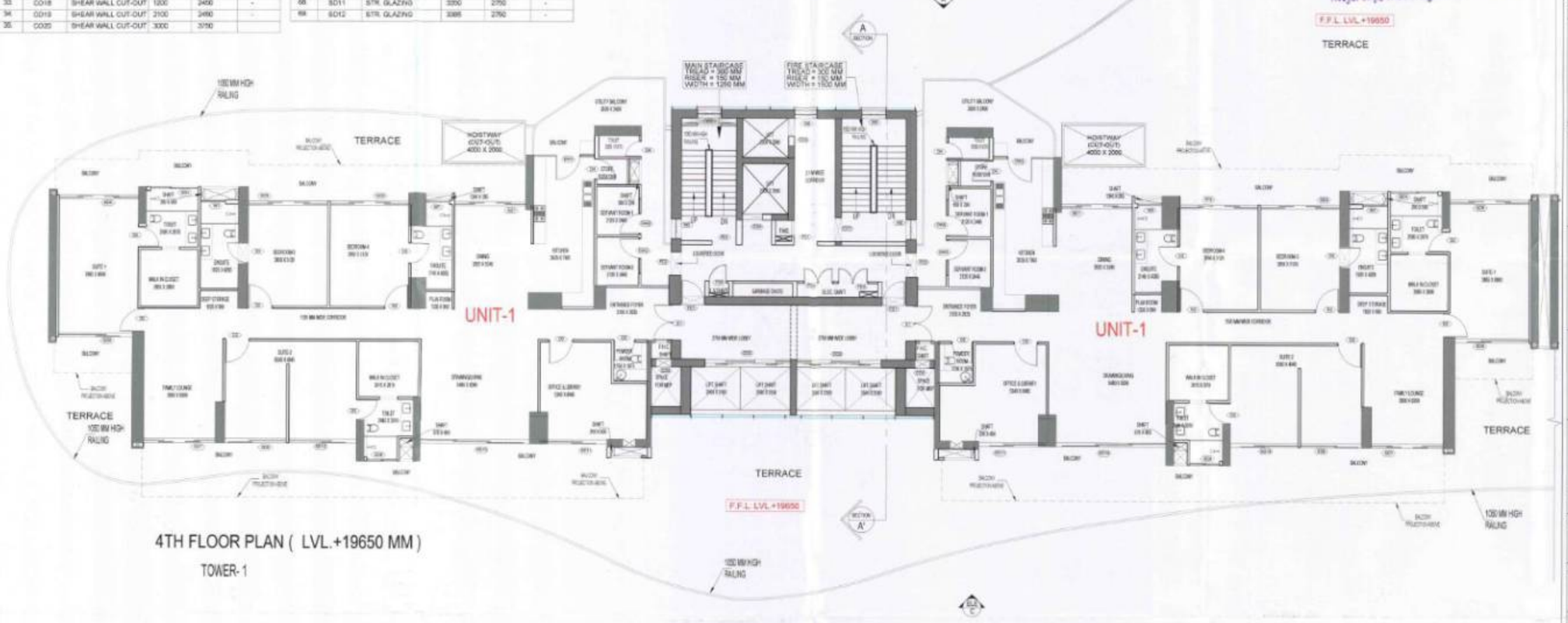

4TH FLOOR PLAN (LVL.+19650 MM)

TOWER- 1

AREA LEGENDS:-

- F.A.R AREA
- 15 % SERVICES F.A.R AREA
- NON F.A.R AREA
- COUNTED IN 1/4 F.A.R AREA

KEY PLAN

AREA LAYOUT

NOTE -

1. The Dimensions/ Area statements shown in the drawings has been checked & verified by architect and owner.
2. Owner shall be responsible / liable for any change in the dimensions / area statement.
3. All area in Sqmtr & dimension are in mm.

Owners' Signature

For Jaypee Infratech Limited

Authorised Signatory

Town Planner Signature

MEGHA SRIVASTAVA
ATP 2015 - 167

Architect's Signature

RAINA DORA
Architect
CA No 81/6845

ARCHITECTS

Confluence

Owner

JAYPEE INFRATECH LTD.

Drawing Title

4TH FLOOR PLAN

TOWER-1

Job Title **PROPOSED GROUP HOUSING FOR BOOMERANG RESIDENCES (POCKET B-8) JAYPEE GREENS, SECTOR 128, NOIDA , (U.P.)**

Scale	Job No.	
NTS		
Date	Drawing No.	
22-11-2022	S-13	
Dealt by	Checked by	Revision No.
ABDHESH JHA	BALRAJ SINGH	

NOIDA AUTHORITY:

Associate Architect	Architect	Chief Architect

AREA LEGENDS:-

- F.A.R AREA
- 15 % SERVICES F.A.R AREA
- NON F.A.R AREA
- COUNTED IN 1/4 F.A.R AREA

S.NO	CODE	DESCRIPTION	LENGTH	HEIGHT	SILL LVL
1.	D1	FLUSH DOOR	1800	2750	-
2.	D2	FLUSH DOOR	1250	2750	-
3.	D3	FLUSH DOOR	1050	2450	-
4.	D4	FLUSH DOOR	900	2450	-
5.	D5	FLUSH DOOR	1550	2750	-
6.	D6	FLUSH DOOR	1450	2750	-
7.	D7	FLUSH DOOR	900	2750	-
8.	D8	FLUSH DOOR	750	2750	-
9.	D9	FLUSH DOOR	1000	2750	-
10.	FD1	FIRE DOOR	1200	2750	-
11.	FD2	FIRE DOOR	1300	2450	-
12.	FD3	FIRE DOOR	2100	2450	-
13.	FD4	FIRE DOOR	1800	2450	-
14.	FD5	FIRE DOOR	900	2450	-
15.	FD6	FIRE DOOR	2000	2450	-
16.	CO1	SHEAR WALL CUT-OUT	1200	2450	-
17.	CO2	SHEAR WALL CUT-OUT	4270	2750	-
18.	CO3	SHEAR WALL CUT-OUT	1450	2450	-
19.	CO4	SHEAR WALL CUT-OUT	1475	2450	-
20.	CO5	SHEAR WALL CUT-OUT	600	450	+1000
21.	CO6	SHEAR WALL CUT-OUT	1250	6000	-
22.	CO7	SHEAR WALL CUT-OUT	1450	12000	-
23.	CO8	SHEAR WALL CUT-OUT	1550	6000	-
24.	CO9	SHEAR WALL CUT-OUT	3620	6000	-
25.	CO10	SHEAR WALL CUT-OUT	850	2450	-
26.	CO11	SHEAR WALL CUT-OUT	1275	12000	-
27.	CO12	SHEAR WALL CUT-OUT	1300	6000	-
28.	CO13	SHEAR WALL CUT-OUT	1100	6000	-
29.	CO14	SHEAR WALL CUT-OUT	3150	6000	-
30.	CO15	SHEAR WALL CUT-OUT	2000	6000	-
31.	CO16	SHEAR WALL CUT-OUT	1475	6000	-
32.	CO17	SHEAR WALL CUT-OUT	850	12000	-
33.	CO18	SHEAR WALL CUT-OUT	1200	2450	-
34.	CO19	SHEAR WALL CUT-OUT	2100	2450	-
35.	CO20	SHEAR WALL CUT-OUT	3000	2750	-

S.NO	CODE	DESCRIPTION	LENGTH	HEIGHT	SILL LVL
36	CO21	SHEAR WALL CUT-OUT	4800	6000	-
37	CO22	SHEAR WALL CUT-OUT	850	5000	-
38	CO23	SHEAR WALL CUT-OUT	1625	5000	-
39	CO24	SHEAR WALL CUT-OUT	1625	6000	-
40	CO25	SHEAR WALL CUT-OUT	2150	4000	-
41	CO26	SHEAR WALL CUT-OUT	1050	2450	-
42	CO27	SHEAR WALL CUT-OUT	1000	2450	-
43	W1	WINDOW	1200	2450	+1000
44	W2	WINDOW	750	2450	+1000
45	W3	WINDOW	1200	2450	+1000
46	W4	WINDOW	1200	2450	+1000
47	W5	WINDOW	1150	2450	+1000
48	W6	WINDOW	3025	2450	+1000
49	W7	WINDOW	3950	2450	+1000
50	W8	WINDOW	2600	2450	+1000
51	W9	WINDOW	1500	2450	+1000
52	W10	WINDOW	4200	2450	+1000
53	W11	WINDOW	1100	2450	+1000
54	DW1	DOOR & WINDOW	2600	2750	+1000
55	DW2	DOOR & WINDOW	1050+750	2750	+1000
56	DW3	DOOR & WINDOW	1250+1000	2750	+1000
57	DW4	DOOR & WINDOW	910+1200+910	2750	+1000
58	SG1	STR. GLAZING	2540	2750	-
59	SG2	STR. GLAZING	2050	2750	-
60	SG3	STR. GLAZING	3975	2750	-
61	SG4	STR. GLAZING	2350	2750	-
62	SG5	STR. GLAZING	3900	2750	-
63	SG6	STR. GLAZING	3990	2750	-
64	SG7	STR. GLAZING	2075	2750	-
65	SG8	STR. GLAZING	5990	2750	-
66	SG9	STR. GLAZING	1510	2750	-
67	SG10	STR. GLAZING	5490	2750	-
68	SG11	STR. GLAZING	3350	2750	-
69	SG12	STR. GLAZING	5390	2750	-

Table No. – 4

(see regulation 24.2,24.3, 24.4, 24.5, 24.5, 24.6, 24.7)

Area under canopy on building other than residential building on plots

S.No.	Plot size (in square metre)	Maximum area under canopy (in sqmtrs.)
1	Upto 150	Nil
2	Above 150 upto 500	12 (only in side setback)
3	Above 300 upto 500	25
4	Above 500 upto 2000	40
5	Above 2000 upto 4000	55
6	Above 4000 upto 10,000	70
7	Above 10,000 upto 20,000	85
8	Above 20,000 upto 40,000	100
9	Above 40,000	115

Explanation: Minimum width/radius of canopy shall be 1.8 mtrs.

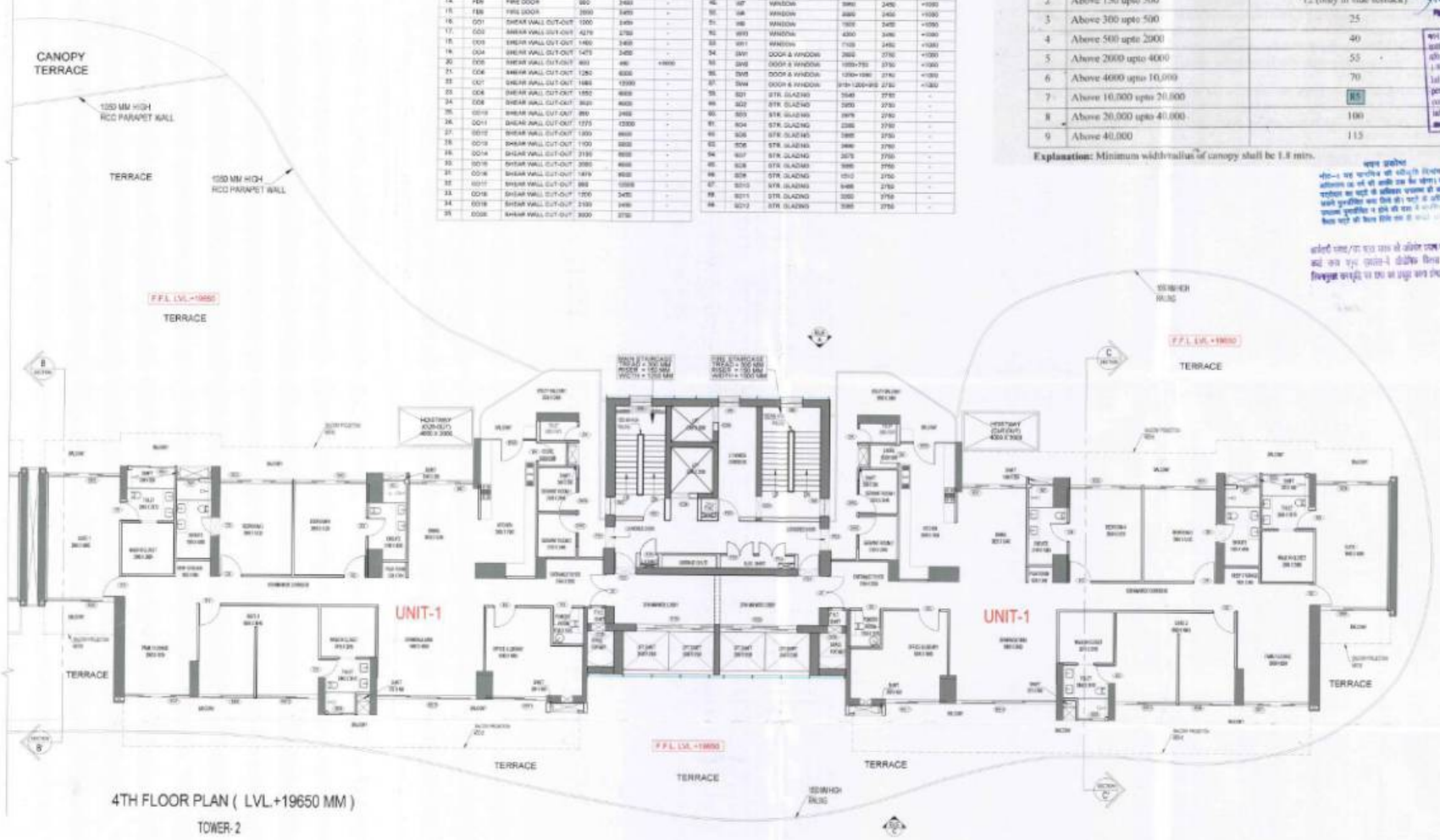

4TH FLOOR PLAN (LVL.+19650 MM)

TOWER- 2

KEY PLAN

AREA LAYOUT

NOTE -

1. The Dimensions/ Area statements shown in the drawings has been checked & verified by architect and owner.
2. Owner shall be responsible / liable for any change in the dimensions / area statement.
3. All area in Sqmtr & dimension are in mm.

Owner/ Signature

For Jaypee Infratech Limited

Authorised Signatory

Town Planner Signature

Architect's Signature

RAINA DORA
Architect
CA No 81/6645

ARCHITECTS

Confluence

Owner

JAYPEE INFRATECH LTD.

Drawing Title

4TH FLOOR PLAN

TOWER-2

Job Title **PROPOSED GROUP HOUSING FOR BOOMERANG RESIDENCES (POCKET B-8) JAYPEE GREENS, SECTOR 128, NOIDA , (U.P.)**

Scale	Job No.	
NTS		
Date	Drawing No.	
22-11-2022	S-14	
Draft by	Checked by	Revision No.
ABHISHEK JHA	BALRAJ SINGH	

NOIDA AUTHORITY:

Associate Architect	Architect	Chief Architect

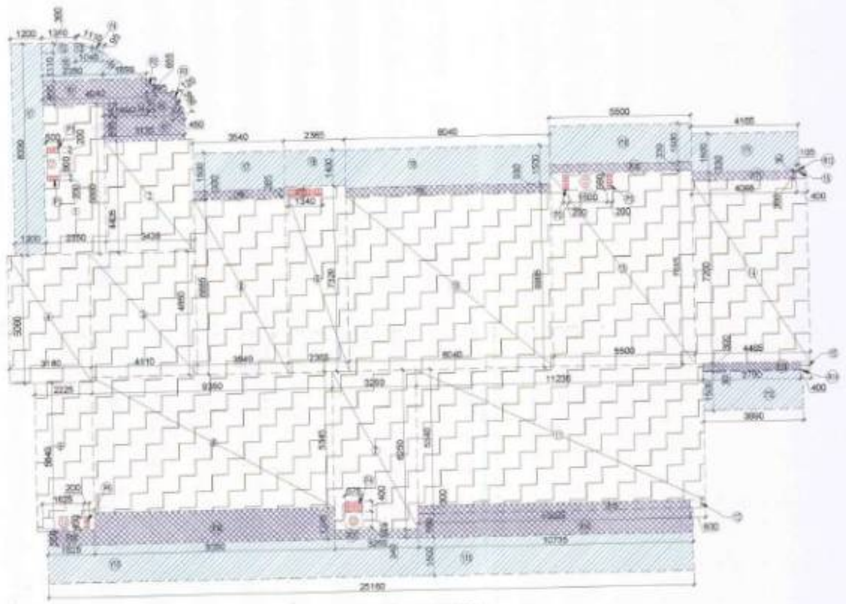

AREA DIAGRAM FOR TYPE UNIT - 1

AREA LEGENDS:-

- F.A.R AREA
- 15 % SERVICES F.A.R AREA
- NON F.A.R AREA
- COUNTED IN 1/4 F.A.R AREA

TOTAL F.A.R. AREA AT 4TH FLOOR (TOWER - 1 & 2)					
S.NO.	PARTICULARS				AREA (SQMT)
F.A.R AREA OF UNIT - 1	2	X	387.247	=	774.494
F.A.R AREA OF CIRCULATION	1	X	85.423	=	85.423
TOTAL F.A.R AREA				=	859.918

4TH FLOOR NON F.A.R BALCONY AREA (TOWER - 1 & 2)							
UNIT - 1	126.437	X	2			=	252.874
TOTAL BALCONY AREA						=	252.874
NON F.A.R. AREA F.H.C SHAFT							
H2	0.810	X	1.050			=	0.851
TOTAL AREA OF F.H.C SHAFT						=	0.851
TOTAL NON F.A.R. AREA						=	253.725

F.A.R. COVERED AREA CALCULATION FOR CIRCULATION AREA							
S.NO.	PARTICULARS						AREA (SQMT)
1	12.305	X	12.995			=	159.903
2	0.950	X	0.400	X	2	=	0.760
3	0.500	X	2.400	X	2	=	2.400
4	1.450	X	0.400	X	2	=	1.160
5	0.300	X	2.400			=	0.720
TOTAL AREA (A)						=	164.943
AREA SUBTRACTION							
F.B1	3.750	X	6.800			=	25.500
LL1	5.000	X	2.750	X	2	=	27.500
LL2	1.475	X	3.095			=	4.565
LL3	2.100	X	2.000			=	4.200
EL1	4.100	X	0.700			=	2.870
LVI1	1.000	X	0.700			=	0.700
S1	3.000	X	0.700			=	2.100
L1	2.300	X	2.000			=	4.600
L2	2.300	X	2.500			=	5.865
H1	2.750	X	0.280			=	0.770
H2	0.810	X	1.050			=	0.851
TOTAL (B)						=	79.921
TOTAL F.A.R AREA CORRIDOR C = (A - B)						=	85.423

CORRIDOR AREA CALCULATION TOWARDS 15% SERVICES AREA							
S.NO.	PARTICULARS						AREA (SQMT)
FIRE TOWER AREA							
F.B1	3.750	X	6.800			=	25.500
LIFT LOBBY							
LL1	5.000	X	2.750	X	2	=	27.500
LL2	1.475	X	3.095			=	4.565
LL3	2.100	X	2.000			=	4.200
ELECTRICAL SHAFT							
EL1	4.100	X	0.700			=	2.870
LVI SHAFT							
LVI	1.000	X	0.700			=	0.700
F.H.C SHAFT							
FH1	0.550	X	0.635	X	2	=	1.587
GARBAGE CHUTE							
S1	3.000	X	0.700			=	2.100
SPACE FOR MEP							
S2	1.450	X	2.000	X	2	=	5.800
TOTAL CORRIDOR AREA 15% SERVICES AREA (A)						=	74.822
UNIT AREA CALCULATION TOWARDS 15% SERVICES AREA							
PLUMBING SHAFT							
P1	0.500	X	0.200	X	4	=	0.400
P2	1.340	X	0.285	X	2	=	0.764
P3	0.200	X	0.580	X	4	=	0.464
P4	0.675	X	0.400	X	2	=	0.540
P5	0.200	X	0.450	X	2	=	0.180
TOTAL UNIT AREA 15% SERVICES AREA (B)						=	2.348
TOTAL 15% SERVIC F.A.R AREA = C (A+ B)						=	77.169

F.A.R. COVERED AREA CALCULATION FOR UNIT - 1							
S.NO.	PARTICULARS						AREA (SQMT)
COVERED AREA							
1	2.350	X	5.880			=	13.818
2	3.405	X	4.485			=	15.131
3	4.110	X	4.860			=	19.975
4	3.130	X	5.060			=	15.691
5	3.225	X	5.540			=	17.864
6	9.350	X	5.340			=	49.929
7	5.250	X	4.250			=	22.313
8	3.540	X	6.885			=	24.373
9	2.365	X	7.320			=	17.312
10	5.540	X	6.885			=	38.133
11	11.235	X	5.340			=	59.995
12	0.400	X	0.350			=	0.140
13	5.500	X	7.815			=	43.003
14	4.485	X	7.350			=	32.968
15	0.400	X	0.300	X	2	=	0.240
TOTAL AREA - (A)						=	379.782
1/4 F.A.R AREA OF BALCONY							
R1	4.040	X	0.860			=	0.868
R2	0.905	X	0.855	X	0.5	=	0.386
R3	0.120	X	0.950	X	0.67	=	0.076
R4	0.450	X	0.835	X	0.5	=	0.188
R5	0.855	X	0.835			=	0.891
R6	1.660	X	0.540			=	0.897
R7	0.135	X	0.835			=	0.056
R8	2.540	X	0.330			=	1.088
R9	0.940	X	0.330			=	0.310
R10	5.500	X	0.330			=	1.815
R11	4.065	X	0.330			=	1.341
R12	0.105	X	0.030			=	0.003
R13	2.730	X	0.390			=	1.137
R14	0.899	X	0.130			=	0.117
R15	10.620	X	0.300			=	3.191
R16	10.735	X	0.950			=	10.198
R17	0.230	X	0.340			=	1.100
R18	9.350	X	1.240			=	11.641
R19	1.025	X	0.550			=	1.304
TOTAL AREA						=	44.476
1/4 BALCONY F.A.R AREA (B)						=	11.119
UNIT F.A.R AREA C = (A+ B)						=	390.901
AREA SUBTRACTION PLUMBING CUTOUT							
P1	0.500	X	0.200	X	2	=	0.200
P2	1.340	X	0.285			=	0.382
P3	0.200	X	0.580	X	2	=	0.232
P4	0.675	X	0.400			=	0.270
P5	0.200	X	0.450			=	0.090
C1	0.930	X	0.900			=	0.837
C2	1.310	X	0.580			=	0.760
C3	0.675	X	0.635			=	0.429
C4	1.625	X	0.450			=	0.731
TOTAL (D)						=	5.054
TOTAL UNIT F.A.R AREA E = (C- D)						=	387.247

NON F.A.R AREA OF BALCONY							
Y1	1.200	X	8.330			=	9.996
Y2	1.310	X	0.390			=	0.511
Y3	1.040	X	0.390	X	0.5	=	0.203
Y4	1.110	X	0.095	X	0.67	=	0.071
Y5	2.350	X	1.110			=	2.609
Y6	1.650	X	1.110	X	0.5	=	0.938
Y7	3.540	X	1.500			=	5.310
Y8	2.365	X	1.400			=	3.311
Y9	8.040	X	1.500			=	12.060
Y10	5.500	X	1.500			=	8.250
Y11	4.165	X	1.500			=	6.248
Y12	3.890	X	1.500			=	5.835
Y13	25.160	X	1.500			=	37.740
3/4 AREA OF BALCONY (44.476 - 11.119)						=	33.357
TOTAL BALCONY AREA (F)						=	126.437
15 % SERVICES AREA OF UNIT (PLUMBING SHAFT)							
P1	0.500	X	0.200	X	2	=	0.200
P2	1.340	X	0.285			=	0.382
P3	0.200	X	0.580	X	2	=	0.232
P4	0.675	X	0.400			=	0.270
P5	0.200	X	0.450			=	0.090
TOTAL 15% SERVICES AREA OF UNIT (G)						=	1.174
COVERAGE AREA FOR UNIT = E + F + G							
1	TOTAL UNIT F.A.R AREA (E)					=	387.247
2	NON FAR AREA OF UNIT (F)					=	126.437
3	15 % SERVICES AREA OF UNIT (G)					=	1.174
TOTAL UNIT COVERAGE AREA							514.858

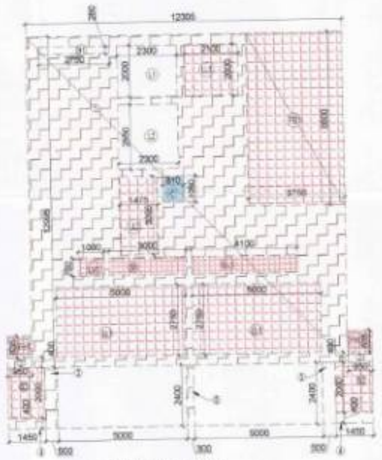

AREA DIAGRAM FOR 4TH FLOOR CIRCULATION AREA

KEY PLAN

AREA LAYOUT

NOTE -

1. The Dimensions/ Area statements shown in the drawings has been checked & verified by architect and owner.
2. Owner shall be responsible / liable for any change in the dimensions / area statement.
3. All area in Sqmtr & dimension are in mm.

Owners' Signature

For Jaypee Infratech Limited

Authorised Signatory

Town Planner Signature

MEGHA SRIVASTAVA
AITP 2011 - 157

Architect's Signature

Raina Dora
RAINA DORA
Architect
CA No 81/6645

ARCHITECTS

Confluence

Owner

JAYPEE INFRATECH LTD.

Drawing Title 4TH FLOOR AREA CALCULATION TOWER -1 & 2

Job Title **PROPOSED GROUP HOUSING FOR BOOMERANG RESIDENCES (POCKET B-8) JAYPEE GREENS, SECTOR 128, NOIDA , (U.P.)**

Scale	Job No.	
NTS		
Date 22-11-2022	Drawing No. S-15	
Dealt by	Checked by	Revision No.
ABDHESH JHA	BALRAJ SINGH	

NOIDA AUTHORITY:

Associate Architect	Architect	Chief Architect

5TH TO 12TH ,17TH TO 22ND , 25TH TO 31ST & 34TH TO 35TH (TYPICAL FLOOR PLAN)

TOWER-1 & 2

AREA LEGENDS:-

- F.A.R AREA
- 15 % SERVICES F.A.R AREA
- NON F.A.R AREA
- COUNTED IN 1/4 F.A.R AREA

S.NO.	CODE	DESCRIPTION	LENGTH	HEIGHT	SILL LVL
1	D1	FLUSH DOOR	1000	2750	-
2	D2	FLUSH DOOR	1000	2750	-
3	D3	FLUSH DOOR	1000	2750	-
4	D4	FLUSH DOOR	900	2750	-
5	D5	FLUSH DOOR	1000	2750	-
6	D6	FLUSH DOOR	1000	2750	-
7	D7	FLUSH DOOR	900	2750	-
8	D8	FLUSH DOOR	700	2750	-
9	D9	FLUSH DOOR	1000	2750	-
10	F01	FIRE DOOR	1200	2400	-
11	F02	FIRE DOOR	1200	2400	-
12	F03	FIRE DOOR	2700	2400	-
13	F04	FIRE DOOR	2700	2400	-
14	F05	FIRE DOOR	1000	2400	-
15	F06	FIRE DOOR	1000	2400	-
16	F07	FIRE DOOR	900	2400	-
17	S01	SHEAR WALL OUTLET	1000	2400	-
18	S02	SHEAR WALL OUTLET	1000	2400	-
19	S03	SHEAR WALL OUTLET	1000	2400	-
20	S04	SHEAR WALL OUTLET	1000	2400	-
21	S05	SHEAR WALL OUTLET	1000	2400	-
22	S06	SHEAR WALL OUTLET	1000	2400	-
23	S07	SHEAR WALL OUTLET	1000	2400	-
24	S08	SHEAR WALL OUTLET	1000	2400	-
25	S09	SHEAR WALL OUTLET	1000	2400	-
26	S10	SHEAR WALL OUTLET	1000	2400	-
27	S11	SHEAR WALL OUTLET	1000	2400	-
28	S12	SHEAR WALL OUTLET	1000	2400	-
29	S13	SHEAR WALL OUTLET	1000	2400	-
30	S14	SHEAR WALL OUTLET	1000	2400	-
31	S15	SHEAR WALL OUTLET	1000	2400	-
32	S16	SHEAR WALL OUTLET	1000	2400	-
33	S17	SHEAR WALL OUTLET	1000	2400	-
34	S18	SHEAR WALL OUTLET	1000	2400	-
35	S19	SHEAR WALL OUTLET	1000	2400	-
36	S20	SHEAR WALL OUTLET	1000	2400	-

S.NO.	CODE	DESCRIPTION	LENGTH	HEIGHT	SILL LVL
38	S21	SHEAR WALL OUTLET	1000	2400	-
39	S22	SHEAR WALL OUTLET	600	2400	-
40	S23	SHEAR WALL OUTLET	1000	2400	-
41	S24	SHEAR WALL OUTLET	1000	2400	-
42	S25	SHEAR WALL OUTLET	1000	2400	-
43	S26	SHEAR WALL OUTLET	1000	2400	-
44	S27	SHEAR WALL OUTLET	1000	2400	-
45	W1	WINDOW	1200	2400	1000
46	W2	WINDOW	1500	2400	1000
47	W3	WINDOW	1200	2400	1000
48	W4	WINDOW	1200	2400	1000
49	W5	WINDOW	1200	2400	1000
50	W6	WINDOW	1200	2400	1000
51	W7	WINDOW	1200	2400	1000
52	W8	WINDOW	1200	2400	1000
53	W9	WINDOW	1200	2400	1000
54	D10	DOOR + WINDOW	2500	2750	-
55	D11	DOOR + WINDOW	1300+300	2750	-
56	D12	DOOR + WINDOW	1300+300	2750	-
57	D13	DOOR + WINDOW	900+300+900	2750	-
58	S28	STA SLACKS	2400	2750	-
59	S29	STA SLACKS	2400	2750	-
60	S30	STA SLACKS	1000	2750	-
61	S31	STA SLACKS	2400	2750	-
62	S32	STA SLACKS	2400	2750	-
63	S33	STA SLACKS	2400	2750	-
64	S34	STA SLACKS	2400	2750	-
65	S35	STA SLACKS	1000	2750	-
66	S36	STA SLACKS	1000	2750	-
67	S37	STA SLACKS	2400	2750	-
68	S38	STA SLACKS	2400	2750	-
69	S39	STA SLACKS	2400	2750	-
70	S40	STA SLACKS	2400	2750	-
71	S41	STA SLACKS	2400	2750	-
72	S42	STA SLACKS	2400	2750	-
73	S43	STA SLACKS	2400	2750	-
74	S44	STA SLACKS	2400	2750	-
75	S45	STA SLACKS	2400	2750	-
76	S46	STA SLACKS	1000	2750	-
77	S47	STA SLACKS	1000	2750	-
78	S48	STA SLACKS	2400	2750	-
79	S49	STA SLACKS	2400	2750	-
80	S50	STA SLACKS	2400	2750	-
81	S51	STA SLACKS	2400	2750	-
82	S52	STA SLACKS	2400	2750	-
83	S53	STA SLACKS	2400	2750	-
84	S54	STA SLACKS	2400	2750	-
85	S55	STA SLACKS	2400	2750	-
86	S56	STA SLACKS	1000	2750	-
87	S57	STA SLACKS	1000	2750	-
88	S58	STA SLACKS	2400	2750	-
89	S59	STA SLACKS	2400	2750	-
90	S60	STA SLACKS	2400	2750	-
91	S61	STA SLACKS	2400	2750	-
92	S62	STA SLACKS	2400	2750	-
93	S63	STA SLACKS	2400	2750	-
94	S64	STA SLACKS	2400	2750	-
95	S65	STA SLACKS	2400	2750	-
96	S66	STA SLACKS	2400	2750	-
97	S67	STA SLACKS	2400	2750	-
98	S68	STA SLACKS	2400	2750	-
99	S69	STA SLACKS	2400	2750	-
100	S70	STA SLACKS	2400	2750	-
101	S71	STA SLACKS	2400	2750	-
102	S72	STA SLACKS	2400	2750	-
103	S73	STA SLACKS	2400	2750	-
104	S74	STA SLACKS	2400	2750	-
105	S75	STA SLACKS	2400	2750	-
106	S76	STA SLACKS	2400	2750	-

F.A.R. COVERED AREA CALCULATION FOR UNIT - 1								
S.NO.	PARTICULARS							AREA (SQMT)
COVERED AREA								
1	2.200	X	5.990				=	13.618
2	3.405	X	4.465				=	15.131
3	4.119	X	4.050				=	16.675
4	3.150	X	5.090				=	16.031
5	2.225	X	5.640				=	12.994
6	5.350	X	5.345				=	28.571
7	2.250	X	6.230				=	20.213
8	3.540	X	6.885				=	24.373
9	2.365	X	7.330				=	17.312
10	8.065	X	6.885				=	55.555
11	11.235	X	5.340				=	59.965
12	0.600	X	0.265				=	0.159
13	5.500	X	7.615				=	41.903
14	4.467	X	7.230				=	32.149
15	0.400	X	0.230	X	2		=	0.243
TOTAL AREA- (A)							=	378.792
1/4 F.A.R AREA OF BALCONY								
B1	4.340	X	0.550				=	3.538
B2	0.995	X	0.630	X	0.5		=	0.326
B3	3.120	X	0.950	X	0.67		=	2.075
B4	0.450	X	0.635	X	0.5		=	0.180
B5	0.995	X	0.635				=	0.631
B6	1.550	X	0.540				=	0.913
B7	3.125	X	0.635				=	2.031
B8	3.590	X	0.330				=	2.192
B9	6.960	X	0.330				=	2.651
B10	5.500	X	0.330				=	1.815
B11	4.365	X	0.330				=	1.341
B12	5.125	X	0.330				=	0.993
B13	3.750	X	0.330				=	1.137
B14	3.860	X	0.230				=	0.117
B15	13.035	X	0.330				=	3.191
B16	13.735	X	0.250				=	1.159
B17	3.270	X	0.240				=	1.135
B18	3.250	X	1.245				=	11.641
B19	1.625	X	0.550				=	1.004
TOTAL AREA							=	44.476
1/4 BALCONY F.A.R AREA (B)							=	11.119
UNIT FAR AREA C= (A+B)							=	390.911
AREA SUBTRACTION PLUMBING CUTOUT								
P1	0.500	X	0.200	X	2		=	0.200
P2	1.340	X	0.285				=	0.382
P3	0.200	X	0.580	X	2		=	0.232
P4	0.675	X	0.400				=	0.270
P5	0.200	X	0.450				=	0.090
C1	0.550	X	0.940				=	0.517
C2	1.150	X	0.580				=	0.667
C3	0.675	X	0.635				=	0.429
C4	1.625	X	0.450				=	0.731
TOTAL (D)							=	3.934
TOTAL UNIT F.A.R AREA E= (C-D)							=	387.247

NON F.A.R AREA OF BALCONY							
Y1	1.200	X	8.330			=	9.996
Y2	1.310	X	0.390			=	0.511
Y3	1.040	X	0.390	X	0.5	=	0.203
Y4	1.110	X	0.065	X	0.67	=	0.071
Y5	2.350	X	1.110			=	2.609
Y6	1.880	X	1.110	X	0.5	=	0.938
Y7	3.540	X	1.500			=	5.310
Y8	2.365	X	1.400			=	3.311
Y9	8.040	X	1.500			=	12.060
Y10	5.500	X	1.500			=	8.250
Y11	4.150	X	1.500			=	6.248
Y12	0.890	X	1.500			=	0.835
Y13	25.160	X	1.500			=	37.740
3/4 AREA OF BALCONY (44.476 - 11.119)						=	33.357
TOTAL BALCONY AREA (F)						=	126.437
15 % SERVICES AREA OF UNIT (PLUMBING SHAFT)							
P1	0.500	X	0.200	X	2	=	0.200
P2	1.340	X	0.285			=	0.382
P3	0.200	X	0.580	X	2	=	0.232
P4	0.675	X	0.400			=	0.270
P5	0.200	X	0.450			=	0.090
TOTAL 15% SERVICES AREA OF UNIT (G)						=	1.174
COVERAGE AREA FOR UNIT =E+F+G							
1	TOTAL UNIT F.A.R AREA (E)					=	387.247
2	NON FAR AREA OF UNIT (F)					=	126.437
3	15 % SERVICES AREA OF UNIT (G)					=	1.174
TOTAL UNIT COVERAGE AREA							514.858

TOTAL F.A.R. AREA AT TYPICAL FLOOR					
S.NO.	PARTICULARS				AREA (SQMT)
F.A.R AREA OF UNIT - 1	2	X	387.247	=	774.495
F.A.R AREA OF CIRCULATION	1	X	85.423	=	85.423
TOTAL F.A.R AREA				=	859.918

TYPICAL FLOOR NON F.A.R BALCONY AREA						
UNIT -1	126.437	X	2		=	252.874
TOTAL BALCONY AREA					=	252.874
NON.FAR. AREA F.H.C.SHAFT						
H2	0.810	X	1.050		=	0.851
TOTAL AREA OF F.H.C SHAFT					=	0.851
TOTAL NON.FAR. AREA					=	253.725

F.A.R. COVERED AREA CALCULATION FOR CIRCULATION AREA								
S.NO.	PARTICULARS							AREA (SQMT)
1	12.305	X	12.945				=	159.203
2	0.950	X	0.400	X	2		=	0.760
3	0.900	X	2.400	X	2		=	3.456
4	1.450	X	0.400	X	2		=	1.160
5	0.300	X	2.400				=	0.720
TOTAL AREA (A)							=	164.343
AREA SUBTRACTION								
F01	3.750	X	6.900				=	25.875
U.1	5.600	X	2.750	X	2		=	27.500
U.2	1.475	X	3.095				=	4.565
U.3	2.100	X	2.000				=	4.200
EL1	4.100	X	0.700				=	2.870
LV1	1.000	X	0.700				=	0.700
S1	3.000	X	0.700				=	2.100
S2	2.750	X	2.000				=	5.500
H1	2.750	X	0.280				=	0.770
H2	0.810	X	1.050				=	0.851
TOTAL (B)							=	75.931
TOTAL F.A.R AREA CORRIDOR C = (A - B)							=	88.423

CORRIDOR AREA CALCULATION TOWARDS 15% SERVICES AREA								
S.NO.	PARTICULARS							AREA (SQMT)
FIRE TOWER AREA								
F01	3.750	X	6.900				=	25.875
LIFT LOBBY								
LL1	5.600	X	2.750	X	2		=	27.500
LL2	1.475	X	3.095				=	4.565
LL3	2.100	X	2.000				=	4.200
ELECTRICAL SHAFT								
EL1	4.100	X	0.700				=	2.870
LV.SHAFT								
LV1	1.000	X	0.700				=	0.700
F.H.C SHAFT								
FH1	0.950	X	0.835	X	2		=	1.587
GARBAGE CHUTE								
S1	3.000	X	0.700				=	2.100
SPACE FOR MEP								
S2	1.450	X	2.000	X	2		=	5.800
TOTAL CORRIDOR AREA 15% SERVICES AREA (A)							=	74.622
UNIT AREA CALCULATION TOWARDS 15% SERVICES AREA								
PLUMBING SHAFT								
P1	0.500	X	0.200	X	4		=	0.400
P2	1.340	X	0.285	X	2		=	0.764
P3	0.200	X	0.580	X	4		=	0.464
P4	0.675	X	0.400	X	2		=	0.540
P5	0.200	X	0.450	X	2		=	0.180
TOTAL UNIT AREA 15% SERVICES AREA (B)							=	2.348
TOTAL 15% SERVIC F.A.R AREA = C (A+B)							=	77.169

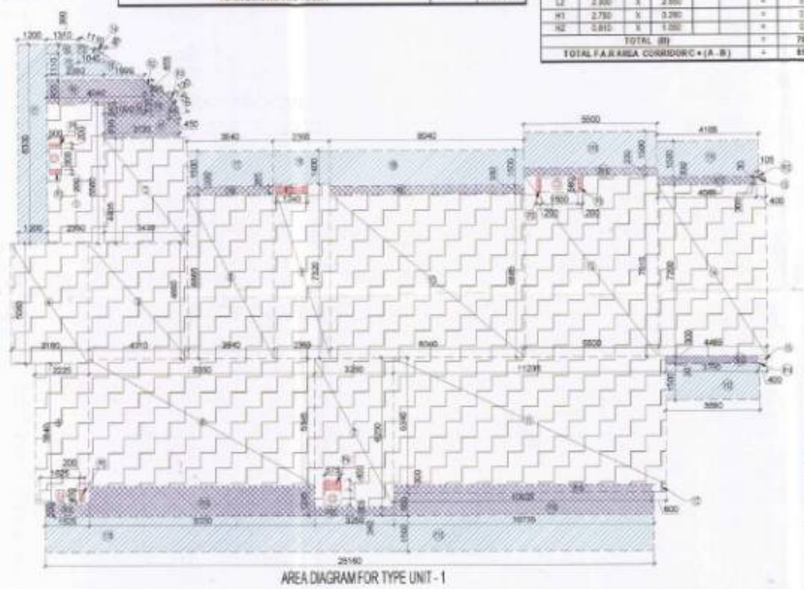

AREA DIAGRAM FOR TYPE UNIT - 1

AREA DIAGRAM FOR TYPICAL FLOOR CIRCULATION AREA

KEY PLAN

NOTE -

1. The Dimensions/ Area statements shown in the drawings has been checked & verified by architect and owner.
2. Owner shall be responsible / liable for any change in the dimensions / area statement.
3. All area in Sqmtr & dimension are in mm.

Owners' Signature

For Jaypee Infratech Limited

Authorised Signatory

Town Planner Signature

Architect's Signature

RAINA DORA
Architect
CA No 81/6645

ARCHITECTS

Confluence

Owner

JAYPEE INFRATECH LTD.

Drawing Title

5TH TO 12TH ,17TH TO 22ND , 25TH TO 31ST & 34TH TO 35TH (TYPICAL FLOOR PLAN) TOWER-1 & 2

Job Title **PROPOSED GROUP HOUSING FOR BOOMERANG RESIDENCES (POCKET B-8) JAYPEE GREENS, SECTOR 128, NOIDA , (U.P.)**

Scale	Job No.	
NTS		
Date 22-11-2022	Drawing No. S-16	
Dealt by	Checked by	Revision No.
ABDHESH JHA	BALRAJ SINGH	

NOIDA AUTHORITY:

Associate Architect	Architect	Chief Architect

13TH FLOOR PLAN
(LVL.+53400 MM)
TOWER - 1

F.A.R. COVERED AREA CALCULATION FOR UNIT - 1								
S.NO.	PARTICULARS							AREA (SQMT)
COVERED AREA								
1	3.350	X	3.650				=	12.228
2	3.625	X	4.425				=	16.031
3	4.110	X	4.650				=	19.879
4	3.150	X	5.095				=	16.047
5	3.225	X	5.650				=	18.221
6	5.350	X	8.745				=	46.779
7	3.250	X	6.240				=	20.280
8	3.243	X	5.695				=	18.471
9	2.365	X	7.320				=	17.312
10	5.240	X	6.695				=	35.083
11	11.235	X	3.240				=	36.398
12	0.900	X	0.800				=	0.720
13	5.800	X	7.015				=	40.687
14	4.465	X	7.250				=	32.146
15	0.400	X	0.800	X	2		=	0.640
TOTAL AREA - (A)							=	378.752
1/4 F.A.R AREA OF BALCONY								
P1	6.340	X	0.850				=	3.638
P2	0.985	X	0.850	X	0.5		=	0.336
P3	0.170	X	0.850	X	0.67		=	0.076
P4	0.450	X	0.850	X	0.5		=	0.188
P5	0.985	X	0.850				=	0.837
P6	1.950	X	0.940				=	1.833
P7	2.135	X	0.935				=	2.000
P8	3.540	X	0.930				=	3.292
P9	6.040	X	0.930				=	5.617
P10	5.565	X	0.930				=	5.176
P11	4.065	X	0.930				=	3.781
P12	0.165	X	0.930				=	0.153
P13	3.790	X	0.930				=	3.597
P14	3.865	X	0.930				=	3.597
P15	10.630	X	0.930				=	9.891
P16	10.730	X	0.940				=	10.086
P17	5.280	X	0.940				=	4.963
P18	6.965	X	0.940				=	6.547
P19	1.825	X	0.930				=	1.697
TOTAL AREA							=	68.476
1/4 BALCONY F.A.R AREA (B)							=	15.119
UNIT F.A.R AREA C = (A + B)							=	393.871
AREA SUBTRACTION PLUMBING CUTOUT								
P1	0.500	X	0.200	X	2		=	0.200
P2	1.340	X	0.200				=	0.268
P3	0.200	X	0.280	X	2		=	0.112
P4	0.675	X	0.400				=	0.270
P5	0.200	X	0.450				=	0.090
C1	0.900	X	0.800				=	0.720
C2	1.800	X	0.900				=	0.675
C3	0.675	X	0.900				=	0.608
C4	1.800	X	0.900				=	0.720
TOTAL (D)							=	3.634
TOTAL UNIT F.A.R AREA E = (C-D)							=	387.247

NON F.A.R AREA OF BALCONY								
V1	1.200	X	0.330				=	0.396
V2	1.310	X	0.290				=	0.511
V3	1.040	X	0.350	X	0.5		=	0.203
V4	1.110	X	0.095	X	0.67		=	0.071
V5	2.390	X	1.110				=	2.609
V6	1.690	X	1.110	X	0.5		=	0.938
V7	3.540	X	1.500				=	5.310
V8	2.365	X	1.400				=	3.311
V9	8.040	X	1.500				=	12.060
V10	5.500	X	1.500				=	8.250
V11	4.168	X	1.500				=	6.248
V12	3.990	X	1.500				=	5.985
V13	25.180	X	1.500				=	37.770
2/4 AREA OF BALCONY (44.476 - 11.119)							=	33.357
TOTAL BALCONY AREA (F)							=	126.437
10 % SERVICES AREA OF UNIT (PLUMBING SHAFT)								
P1	0.500	X	0.200	X	2		=	0.200
P2	1.340	X	0.280				=	0.382
P3	0.200	X	0.580	X	2		=	0.232
P4	0.675	X	0.400				=	0.270
P5	0.200	X	0.450				=	0.090
TOTAL 10 % SERVICES AREA OF UNIT (G)							=	1.174
COVERAGE AREA FOR UNIT = E + F + G								
1	TOTAL UNIT F.A.R AREA (E)						=	387.247
2	NON FAR AREA OF UNIT (F)						=	126.437
3	10 % SERVICES AREA OF UNIT (G)						=	1.174
TOTAL UNIT COVERAGE AREA							=	514.858

TOTAL F.A.R. AREA AT 13TH FLOOR					
S.NO.	PARTICULARS				AREA (SQMT)
F.A.R AREA OF UNIT - 1	2	X	387.247	=	774.495
F.A.R AREA OF CIRCULATION	1	X	85.423	=	85.423
TOTAL F.A.R AREA				=	859.918

13TH FLOOR NON F.A.R BALCONY AREA					
UNIT -1	126.437	X	2	=	252.874
TOTAL BALCONY AREA				=	252.874
NON FAR AREA F.R.C. SHAFT					
H2	0.918	X	1.350	=	0.857
TOTAL AREA OF F.R.C. SHAFT				=	0.857
TOTAL NON FAR AREA				=	253.729

F.A.R COVERED AREA CALCULATION FOR CIRCULATION AREA								
S.NO.	PARTICULARS							AREA (SQMT)
1	12.365	X	12.165				=	150.383
2	0.950	X	0.400	X	2	=		0.760
3	0.850	X	2.800	X	2	=		2.380
4	1.450	X	0.800	X	2	=		1.160
5	0.300	X	2.400			=		0.720
TOTAL AREA (A)						=		155.403
AREA SUBTRACTION								
P01	3.750	X	6.800			=		25.500
LL1	5.000	X	2.750	X	2	=		27.500
LL2	1.475	X	3.050			=		4.500
LL3	2.100	X	2.000			=		4.200
EL1	0.700	X	0.700			=		0.490
LV1	1.100	X	0.700			=		0.770
SV	0.850	X	0.700			=		0.595
H1	0.750	X	0.200			=		0.150
H2	0.918	X	1.350			=		0.857
TOTAL (B)						=		75.521
TOTAL F.A.R AREA CORRIDOR C = (A - B)						=		85.423

CORRIDOR AREA CALCULATION TOWARDS 15% SERVICES AREA								
S.NO.	PARTICULARS							AREA (SQMT)
FIRE TOWER AREA								
FT1	2.750	X	6.800				=	25.500
LIFT LOBBY								
EL1	5.000	X	2.750	X	2	=		27.500
EL2	1.475	X	3.050			=		4.500
EL3	2.100	X	2.000			=		4.200
ELECTRICAL SHAFT								
EL1	4.100	X	0.700			=		2.870
LV SHAFT								
LV1	1.100	X	0.700			=		0.700
F.R.C SHAFT								
FH1	0.850	X	0.835	X	2	=		1.557
GARBAGE CHUTE								
SV	3.000	X	0.700			=		2.100
SPACE FOR MUP								
S2	1.400	X	2.000	X	2	=		5.600
TOTAL CORRIDOR AREA 15% SERVICES AREA (A)						=		74.022
UNIT AREA CALCULATION TOWARDS 15% SERVICES AREA								
PLUMBING SHAFT								
P1	0.500	X	0.200	X	4	=		0.400
P2	1.340	X	0.285	X	2	=		0.764
P3	0.200	X	0.580	X	4	=		0.464
P4	0.675	X	0.400	X	2	=		0.540
P5	0.200	X	0.450	X	2	=		0.180
TOTAL UNIT AREA 15% SERVICES AREA (B)						=		2.348
TOTAL 15% SERVICE F.A.R AREA = C+A+B)						=		77.169

AREA LEGENDS:-
- F.A.R AREA
- 15 % SERVICES F.A.R AREA
- NON F.A.R AREA
- COUNTED IN 1/4 F.A.R AREA

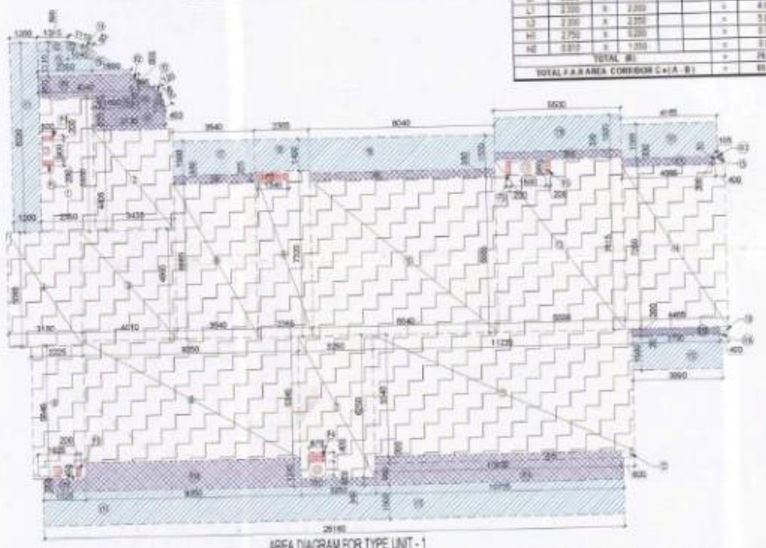

AREA DIAGRAM FOR TYPE UNIT - 1

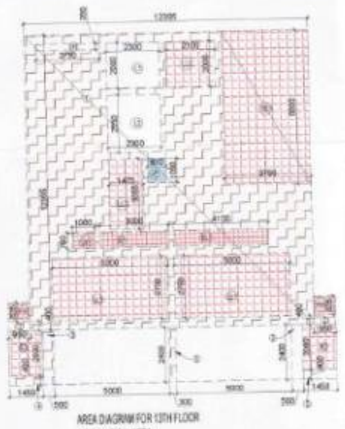

AREA DIAGRAM FOR 13TH FLOOR CIRCULATION AREA

KEY PLAN

NOTE :-

1. The Dimensions/ Area statements shown in the drawings has been checked & verified by architect and owner.
2. Owner shall be responsible / liable for any change in the dimensions / area statement.
3. All area in Sqmtr & dimension are in mm.

Owners' Signature

For Jaypee Infratech Limited

Authorised Signatory

Town Planner Signature

Architect's Signature

Raina Dora
RAINA DORA
Architect
CA No 81/6645

ARCHITECTS

Confluence

Owner: JAYPEE INFRATECH LTD.

Drawing Title: 13TH FLOOR PLAN
TOWER- 1

Job Title: PROPOSED GROUP HOUSING FOR BOOMERANG RESIDENCES (POCKET B-8) JAYPEE GREENS, SECTOR 128, NOIDA , (U.P.)

Scale	Job No.	
NTS		
Date: 22-11-2022	Drawing No. S-17	
Draft by	Checked by	Revision No.
ABDHESH JHA	BALRAJ SINGH	

NOIDA AUTHORITY

Associate Architect	Architect	Chief Architect

13TH FLOOR PLAN
(LVL.+53400 MM)
TOWER - 2

CORRIDOR AREA CALCULATION TOWARDS 15% SERVICES AREA								
S.NO.	PARTICULARS							AREA (SQMT)
FIRE TOWER AREA								
FW	3.750	X	6.900				=	25.900
LIFT LOBBY								
LL1	5.000	X	2.750	X	2		=	27.500
LL2	1.475	X	3.095				=	4.565
LL3	2.100	X	2.000				=	4.200
ELECTRICAL SHAFT								
EL1	4.100	X	0.700				=	2.870
LIFSHAFT								
LIF	1.000	X	0.700				=	0.700
F.H.C SHAFT								
FH1	0.950	X	0.835	X	2		=	1.587
GARBAGE CHUTE								
GI	3.000	X	0.700				=	2.100
SPACE FOR MEP								
SS	1.400	X	2.000	X	2		=	5.600
TOTAL CORRIDOR AREA 15% SERVICES AREA (A)							=	74.823
UNIT AREA CALCULATION TOWARDS 15% SERVICES AREA								
PLUMBING SHAFT								
P1	0.500	X	0.200	X	4		=	0.400
P2	1.340	X	0.285	X	2		=	0.764
P3	0.200	X	0.580	X	4		=	0.464
P4	0.675	X	0.400	X	2		=	0.540
P5	0.200	X	0.450	X	2		=	0.180
TOTAL UNIT AREA 15% SERVICES AREA (B)							=	2.348
TOTAL 15% SERVIC F.A.R AREA = C (A+ B)							=	77.169

TOTAL F.A.R. AREA AT 13TH FLOOR					
S.NO.	PARTICULARS				AREA (SQMT)
F.A.R. AREA OF UNIT - 1	2	X	387.247	=	774.495
F.A.R. AREA OF CIRCULATION	1	X	85.423	=	85.423
TOTAL F.A.R. AREA				=	859.918

13TH FLOOR NON F.A.R. BALCONY AREA					
UNIT - 1	126.437	X	2	=	252.874
TOTAL BALCONY AREA				=	252.874
NON F.A.R. AREA F.H.C. SHAFT					
H2	0.810	X	1.250	=	0.851
TOTAL AREA OF F.H.C. SHAFT				=	0.851
TOTAL NON F.A.R. AREA				=	253.725

F.A.R. COVERED AREA CALCULATION FOR CIRCULATION AREA							
S.NO.	PARTICULARS						AREA (SQMT)
1	12.395	X	12.395			=	153.603
2	0.950	X	0.835	X	2	=	1.587
3	0.500	X	2.400	X	2	=	2.400
4	1.450	X	0.400	X	2	=	1.160
5	0.350	X	2.400			=	0.840
TOTAL AREA (A)						=	160.543
AREA SUBTRACTION							
P3/	2.750	X	5.900			=	25.100
LL1	5.000	X	2.750	X	2	=	27.500
LL2	1.475	X	3.095			=	4.565
LL3	2.100	X	2.000			=	4.200
EL1	4.100	X	0.700			=	2.870
LIF	1.000	X	0.700			=	0.700
W	3.000	X	0.700			=	2.100
L1	2.300	X	2.000			=	4.600
L2	2.300	X	2.950			=	6.785
H1	2.750	X	0.250			=	0.688
H2	0.810	X	1.250			=	0.851
TOTAL (B)						=	79.521
TOTAL F.A.R. AREA CORRIDOR C = (A - B)						=	85.423

AREA LEGENDS :-

- F.A.R. AREA
- 15% SERVICES F.A.R. AREA
- NON F.A.R. AREA
- COUNTED IN 1/4 F.A.R. AREA

F.A.R. COVERED AREA CALCULATION FOR UNIT - 1								
S.NO.	PARTICULARS							AREA (SQMT)
COVERED AREA								
1	2.350	X	6.600				=	15.510
2	3.425	X	4.475				=	15.321
3	4.110	X	4.600				=	18.906
4	3.180	X	5.080				=	16.154
5	2.225	X	5.540				=	12.324
6	5.350	X	9.340				=	49.979
7	5.250	X	4.250				=	22.313
8	5.340	X	4.800				=	25.632
9	2.365	X	7.320				=	17.312
10	8.540	X	6.600				=	56.336
11	11.230	X	5.340				=	59.958
12	0.800	X	3.220				=	2.576
13	5.900	X	7.015				=	41.389
14	4.485	X	7.200				=	32.292
15	0.400	X	0.600	X	2		=	0.240
TOTAL AREA - (R)							=	370.752
1/4 F.A.R. AREA OF BALCONY								
P1	4.040	X	0.830				=	3.636
P2	0.965	X	0.630	X	0.5		=	0.304
P3	0.120	X	0.830	X	0.67		=	0.075
P4	0.465	X	0.830	X	0.5		=	0.193
P5	0.965	X	0.830				=	0.801
P6	1.660	X	0.340				=	0.565
P7	3.130	X	0.830				=	2.598
P8	3.940	X	0.330				=	1.300
P9	6.340	X	0.330				=	2.092
P10	3.800	X	0.330				=	1.254
P11	4.065	X	0.330				=	1.341
P12	0.165	X	0.830				=	0.068
P13	0.790	X	0.330				=	0.261
P14	3.865	X	0.330				=	1.275
P15	10.630	X	0.330				=	3.508
P16	10.730	X	0.830				=	8.908
P17	3.250	X	0.340				=	1.105
P18	3.350	X	1.240				=	4.154
P19	1.825	X	0.550				=	1.004
TOTAL AREA							=	44.475
1/4 BAL CONY F.A.R. AREA (D)							=	11.119
UNIT F.A.R. AREA C = (A + B)							=	386.991
AREA SUBTRACTION PLUMBING CUTOUT								
P1	0.500	X	0.200	X	2		=	0.200
P2	1.340	X	0.285				=	0.382
P3	0.200	X	0.580	X	2		=	0.232
P4	0.675	X	0.400				=	0.270
P5	0.200	X	0.450				=	0.090
TOTAL (D)							=	1.174
TOTAL UNIT F.A.R. AREA E = (C - D)							=	387.247

NON F.A.R. AREA OF BALCONY								
Y1	1.200	X	0.830				=	0.996
Y2	1.310	X	0.350				=	0.511
Y3	1.540	X	0.300	X	0.5		=	0.263
Y4	1.110	X	0.095	X	0.67		=	0.071
Y5	2.360	X	1.110				=	2.620
Y6	1.680	X	1.110	X	0.5		=	0.932
Y7	3.540	X	1.500				=	5.310
Y8	2.360	X	1.400				=	3.304
Y9	8.040	X	1.500				=	12.060
Y10	5.500	X	1.500				=	8.250
Y11	4.165	X	1.500				=	6.248
Y12	3.890	X	1.500				=	5.835
Y13	26.100	X	1.500				=	37.740
3/4 AREA OF BALCONY (44.475 - 11.119)							=	33.357
TOTAL BALCONY AREA (F)							=	126.437
15 % SERVICES AREA OF UNIT (PLUMBING SHAFT)								
P1	0.500	X	0.200	X	2		=	0.200
P2	1.340	X	0.285				=	0.382
P3	0.200	X	0.580	X	2		=	0.232
P4	0.675	X	0.400				=	0.270
P5	0.200	X	0.450				=	0.090
TOTAL 15% SERVICES AREA OF UNIT (G)							=	1.174
COVERAGE AREA FOR UNIT = E + F + G								
1	TOTAL UNIT F.A.R. AREA (E)						=	387.247
2	NON FAR AREA OF UNIT (F)						=	126.437
3	15 % SERVICES AREA OF UNIT (G)						=	1.174
TOTAL UNIT COVERAGE AREA								514.858

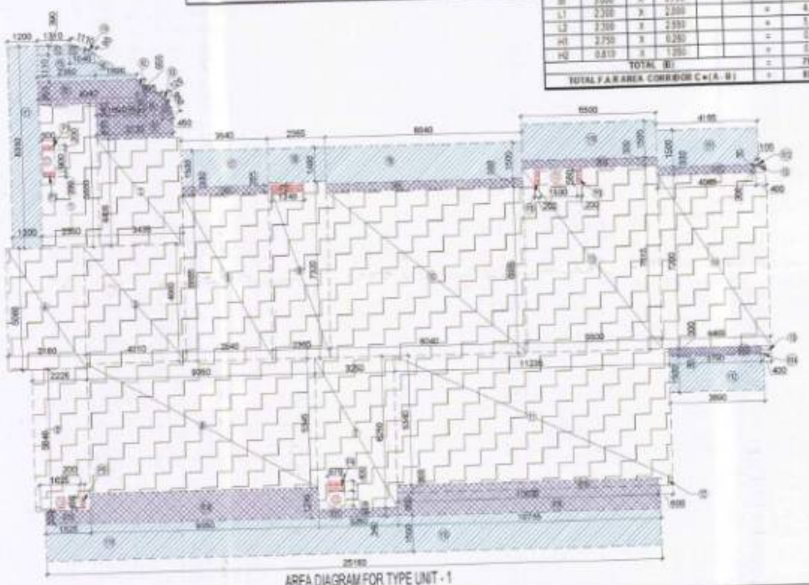

AREA DIAGRAM FOR TYPE UNIT - 1

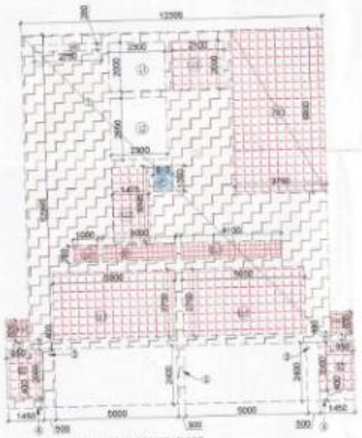

AREA DIAGRAM FOR 13TH FLOOR CIRCULATION AREA

KEY PLAN

AREA LAYOUT

NOTE -

1. The Dimensions/ Area statements shown in the drawings has been checked & verified by architect and owner.
2. Owner shall be responsible / liable for any change in the dimensions / area statement.
3. All area in Sqmtr & dimension are in mm.

Owners' Signature

For Jaypee Infratech Limited

Authorised Signatory

Town Planner Signature

Architect's Signature

RAINA DORA
Architect
CA No 81/6645

ARCHITECTS

Confluence

Owner

JAYPEE INFRATECH LTD.

Drawing Title 13TH FLOOR PLAN

TOWER- 2

Job Title PROPOSED GROUP HOUSING FOR BOOMERANG RESIDENCES (POCKET B-8) JAYPEE GREENS, SECTOR 128, NOIDA , (U.P.)

Scale	Job No.	
NTS		
Date 22-11-2022	Drawing No. S-18	
Draft by	Checked by	Revision No
ABDHESH JHA	BALRAJ SINGH	

NOIDA AUTHORITY

Associate Architect	Architect	Chief Architect

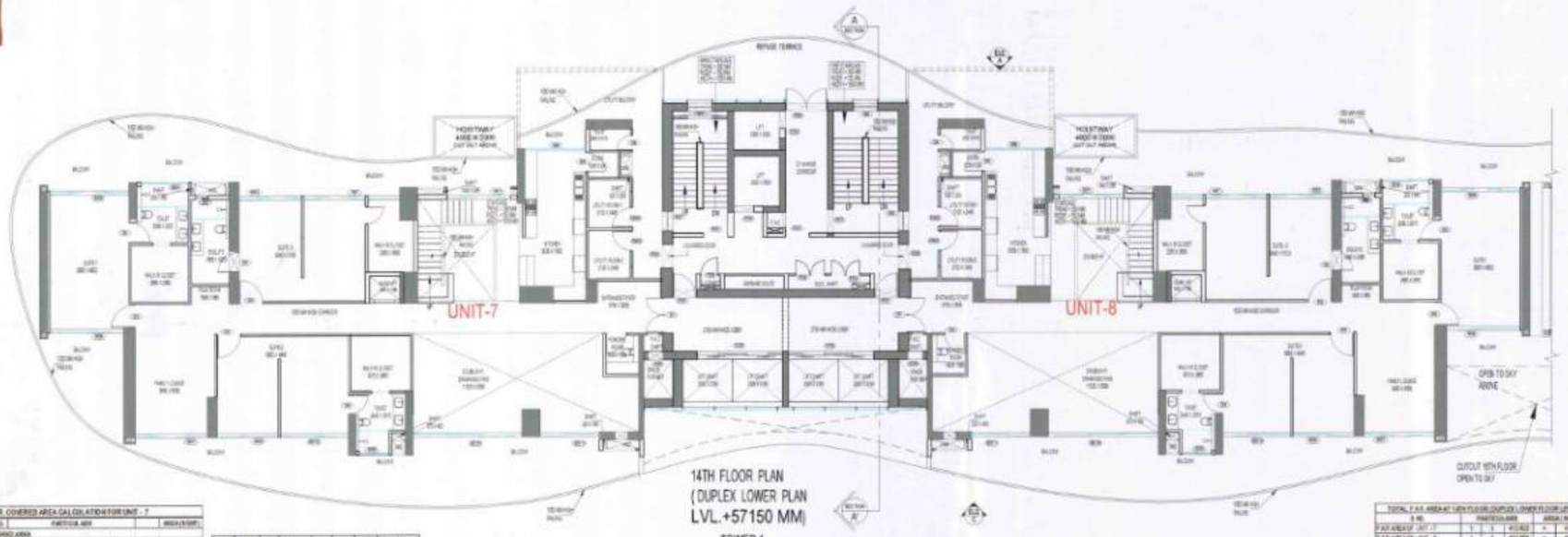

14TH FLOOR PLAN
(DUPLEX LOWER PLAN
LVL.+57150 MM)
TOWER-1

F.A.R. COVERED AREA CALCULATION FOR UNIT - 7							
S.NO.	PARTICULARS						AREA (SQMT)
COVERED AREA							
1	3.880	X	5.860			=	22.947
2	3.435	X	4.400			=	15.121
3	4.110	X	4.860			=	19.975
4	3.180	X	5.060			=	16.091
5	2.225	X	5.860			=	13.044
6	6.350	X	5.345			=	45.576
7	3.250	X	6.250			=	20.313
8	3.540	X	5.985			=	21.173
9	2.365	X	7.335			=	17.312
10	5.040	X	6.985			=	35.202
11	11.255	X	5.340			=	59.995
12	2.600	X	6.300			=	16.380
13	5.500	X	7.610			=	41.855
14	4.485	X	7.200			=	32.149
15	0.400	X	6.300	X	2	=	5.040
UNIT FAR AREA = (A)						=	368.861
AREA SUBTRACTION PLUMBING CUTOUT							
P1	0.500	X	0.200	X	2	=	0.200
P2	1.340	X	0.380			=	0.509
P3	0.200	X	0.580	X	2	=	0.232
P4	0.675	X	0.400			=	0.270
P5	0.200	X	0.400			=	0.080
O	0.800	X	0.900			=	0.720
Q	1.500	X	0.580			=	0.870
Q1	0.675	X	0.635			=	0.429
Q4	1.625	X	0.450			=	0.731
TOTAL (B)						=	3.834
TOTAL UNIT F.A.R AREA C= (A - B)						=	365.027
0.5 F.A.R AREA OF BALCONY							
R1	1.440	X	1.810	X	0.5	=	1.303
R2	1.035	X	0.340	X	0.5	=	0.176
R3	1.040	X	0.120			=	0.125
R3a	0.100	X	0.420			=	0.042
R4	1.040	X	1.840			=	0.574
R5	2.365	X	1.320			=	3.122
R6	2.365	X	0.580	X	0.5	=	0.686
R7	0.105	X	0.120	X	0.5	=	0.006
R8	0.105	X	0.750			=	0.079
R9	2.040	X	0.355	X	0.67	=	0.485
R10	2.055	X	0.110	X	0.5	=	0.181
R11	2.055	X	1.760			=	3.168
R12	5.500	X	0.550	X	0.5	=	1.513
R13	5.500	X	0.480			=	2.640
R14	2.155	X	0.190	X	0.5	=	0.205
R15	4.700	X	0.440			=	2.067
R16	4.005	X	0.305			=	1.220
R17	1.625	X	0.360	X	0.5	=	0.292
R18	2.750	X	0.300			=	1.107
R19	4.490	X	0.735			=	16.172
R20	4.490	X	0.480	X	0.5	=	1.100
R21	7.360	X	1.815	X	0.50	=	6.121
R22	3.250	X	0.705			=	2.291
R23	3.250	X	0.190	X	0.50	=	0.309
R24	9.350	X	0.955			=	8.763
R25	5.350	X	1.240	X	0.50	=	3.707
R26	5.430	X	0.340	X	0.67	=	1.236
TOTAL AREA (D)						=	78.480
AREA SUBTRACTION CUTOUT							
C	2.340	X	0.435	X	0.67	=	0.682
TOTAL AREA (E)						=	0.682
TOTAL AREA (F) = (D - E)						=	73.798
1/4 BALCONY F.A.R AREA (G)						=	18.452
TOTAL UNIT F.A.R AREA H = (C+G)						=	403.459
NON F.A.R AREA OF BALCONY							
Y1	3.120	X	1.725	X	0.5	=	2.691
Y2	1.440	X	0.910	X	0.5	=	0.655
Y3	1.085	X	0.910			=	1.395
Y4	2.085	X	0.910	X	0.5	=	0.944
Y5	1.045	X	1.100			=	1.620
Y6	1.035	X	0.340	X	0.5	=	0.176
Y7	0.510	X	0.340			=	0.173
Y8	2.190	X	0.450	X	0.5	=	0.526
Y9	2.280	X	0.990			=	2.257
Y10	1.770	X	1.100			=	2.000
Y11	0.710	X	1.000			=	1.065
Y12	2.870	X	1.000			=	4.305

F.A.R. COVERED AREA CALCULATION FOR UNIT - 8							
S.NO.	PARTICULARS						AREA (SQMT)
COVERED AREA							
1	3.880	X	5.860			=	22.947
2	3.435	X	4.400			=	15.121
3	4.110	X	4.860			=	19.975
4	3.180	X	5.060			=	16.091
5	2.225	X	5.860			=	13.044
6	6.350	X	5.345			=	45.576
7	3.250	X	6.250			=	20.313
8	3.540	X	5.985			=	21.173
9	2.365	X	7.335			=	17.312
10	5.040	X	6.985			=	35.202
11	11.255	X	5.340			=	59.995
12	2.600	X	6.300			=	16.380
13	5.500	X	7.610			=	41.855
14	4.485	X	7.200			=	32.149
15	0.400	X	6.300	X	2	=	5.040
UNIT FAR AREA = (A)						=	368.861
AREA SUBTRACTION PLUMBING CUTOUT							
P1	0.500	X	0.200	X	2	=	0.200
P2	1.340	X	0.380			=	0.509
P3	0.200	X	0.580	X	2	=	0.232
P4	0.675	X	0.400			=	0.270
P5	0.200	X	0.400			=	0.080
O	0.800	X	0.900			=	0.720
Q	1.500	X	0.580			=	0.870
Q1	0.675	X	0.635			=	0.429
Q4	1.625	X	0.450			=	0.731
TOTAL (B)						=	3.834
TOTAL UNIT F.A.R AREA C= (A - B)						=	365.027
0.5 F.A.R AREA OF BALCONY							
R1	1.440	X	1.810	X	0.5	=	1.303
R2	1.035	X	0.340	X	0.5	=	0.176
R3	1.040	X	0.120			=	0.125
R3a	0.100	X	0.420			=	0.042
R4	1.040	X	1.840			=	0.574
R5	2.365	X	1.320			=	3.122
R6	2.365	X	0.580	X	0.5	=	0.686
R7	0.105	X	0.120	X	0.5	=	0.006
R8	0.105	X	0.750			=	0.079
R9	2.040	X	0.355	X	0.67	=	0.485
R10	2.055	X	0.110	X	0.5	=	0.181
R11	2.055	X	1.760			=	3.168
R12	5.500	X	0.550	X	0.5	=	1.513
R13	5.500	X	0.480			=	2.640
R14	2.155	X	0.190	X	0.5	=	0.205
R15	4.700	X	0.440			=	2.067
R16	4.005	X	0.305			=	1.220
R17	1.625	X	0.360	X	0.5	=	0.292
R18	2.750	X	0.300			=	1.107
R19	4.490	X	0.735			=	16.172
R20	4.490	X	0.480	X	0.5	=	1.100
R21	7.360	X	1.815	X	0.50	=	6.121
R22	3.250	X	0.705			=	2.291
R23	3.250	X	0.190	X	0.50	=	0.309
R24	9.350	X	0.955			=	8.763
R25	5.350	X	1.240	X	0.50	=	3.707
R26	5.430	X	0.340	X	0.67	=	1.236
TOTAL AREA (D)						=	78.480
AREA SUBTRACTION CUTOUT							
C	2.340	X	0.435	X	0.67	=	0.682
TOTAL AREA (E)						=	0.682
TOTAL AREA (F) = (D - E)						=	73.798
1/4 BALCONY F.A.R AREA (G)						=	18.452
TOTAL UNIT F.A.R AREA H = (C+G)						=	403.459
NON F.A.R AREA OF BALCONY							
Y1	3.120	X	1.725	X	0.5	=	2.691
Y2	1.440	X	0.910	X	0.5	=	0.655
Y3	1.085	X	0.910			=	1.395
Y4	2.085	X	0.910	X	0.5	=	0.944
Y5	1.045	X	1.100			=	1.620
Y6	1.035	X	0.340	X	0.5	=	0.176
Y7	0.510	X	0.340			=	0.173
Y8	2.190	X	0.450	X	0.5	=	0.526
Y9	2.280	X	0.990			=	2.257
Y10	1.770	X	1.100			=	2.000
Y11	0.710	X	1.000			=	1.065
Y12	2.870	X	1.000			=	4.305

CORRIDOR AREA CALCULATION TOWARDS 15% SERVICES AREA							
S.NO.	PARTICULARS						AREA (SQMT)
FIRE TOWER AREA							
FT1	3.750	X	6.800			=	25.500
LIFT LOBBY							
LL1	5.000	X	2.750	X	2	=	27.500
LL2	1.475	X	3.000			=	4.425
LL3	2.100	X	2.000			=	4.200
ELECTRICAL SHAFT							
EL1	4.100	X	0.700			=	2.870
LV SHAFT							
LVT	1.000	X	0.700			=	0.700
F.W.C SHAFT							
FWC	0.950	X	0.855	X	2	=	1.597
GARBAGE CHUTE							
GT	3.000	X	0.700			=	2.100
SPACE FOR MEP							
S2	1.400	X	2.000	X	2	=	5.600
REFUGE AREA							
N1	3.640	X	1.716			=	6.471
N2	3.640	X	1.670	X	0.5	=	4.709
N3	3.085	X	0.365	X	0.67	=	1.878
N4	3.085	X	1.940			=	12.207
N5	3.085	X	1.340	X	0.5	=	5.172
N6	3.640	X	0.425	X	0.67	=	1.035
TOTAL CORRIDOR AREA 15% SERVICES AREA (A)						=	110.898
UNIT AREA CALCULATION TOWARDS 15% SERVICES AREA							
PLUMBING SHAFT							
P1	0.500	X	0.200	X	4	=	0.400
P2	1.340	X	0.380	X	2	=	0.764
P3	0.200	X	0.580	X	4	=	0.464
P4	0.675	X	0.400	X	2	=	0.540
P5	0.200	X	0.400	X	2	=	0.160
TOTAL UNIT AREA 15% SERVICES AREA (B)						=	2.348
TOTAL 15% SERVICE F.A.R AREA = C (A+B)						=	112.446

F.A.R. COVERED AREA CALCULATION FOR CIRCULATION AREA							
S.NO.	PARTICULARS						AREA (SQMT)
1	12.205	X	12.800			=	156.163
2	2.350	X	3.400	X	2	=	0.760
3	0.500	X	2.400	X	2	=	2.400
4	1.450	X	3.400	X	2	=	1.160
5	0.300	X	2.400			=	0.720
6	14.205	X	1.875			=	26.634
7	7.595	X	1.875	X	0.5	=	5.691
8	5.675	X	1.230	X	0.5	=	4.698
TOTAL AREA (A)						=	208.344
AREA SUBTRACTION							
FWT	3.750	X	6.800			=	25.500
LL1	5.000	X	2.750	X	2	=	27.500
LL2	1.475	X	3.000			=	4.425
LL3	2.100	X	2.000			=	4.200
EL1	4.100	X	0.700			=	2.870
LVT	1.000	X	0.700			=	0.700
ST	3.000	X	0.700			=	2.100
L1	2.300	X	3.000			=	6.900
L2	2.200	X	2.000			=	5.865
H1	2.750	X	0.280			=	0.770
H2	0.810	X	1.350			=	0.851
TOTAL (B)						=	79.121
TOTAL F.A.R AREA CORRIDOR C=(A - B)						=	129.224

TOTAL F.A.R. AREA AT 14TH FLOOR (DUPLEX (LOWER FLOOR LEVEL)							
S.NO.	PARTICULARS						AREA (SQMT)
F.A.R AREA OF UNIT 7	1	1	410.403	=	410.403		
F.A.R AREA OF UNIT 8	1	1	403.459	=	403.459		
F.A.R AREA OF CIRCULATION	1	1	129.224	=	129.224		
TOTAL F.A.R AREA				=	943.086		

14TH FLOOR NON F.A.R BALCONY AREA (DUPLEX (LOWER LEVEL)							
UNIT - 7	1.000	X	1			=	1.000
UNIT - 8	1.000	X	1			=	1.000
TOTAL BALCONY AREA						=	2.000
NON THE AREA F.W.C SHAFT							
N1	0.950	X	1.000			=	0.951
TOTAL AREA OF F.W.C SHAFT						=	0.951
TOTAL NON F.AR AREA						=	2.951

TOTAL COVERAGE AREA							
S.NO.	PARTICULARS						AREA (SQMT)
1	TOTAL UNIT F.AR. AREA (A)					=	403.459
2	NON FAR AREA OF UNIT (B)					=	2.951
3	15 % SERVICES AREA OF UNIT (C)					=	1.174
TOTAL UNIT COVERAGE AREA						=	546.586

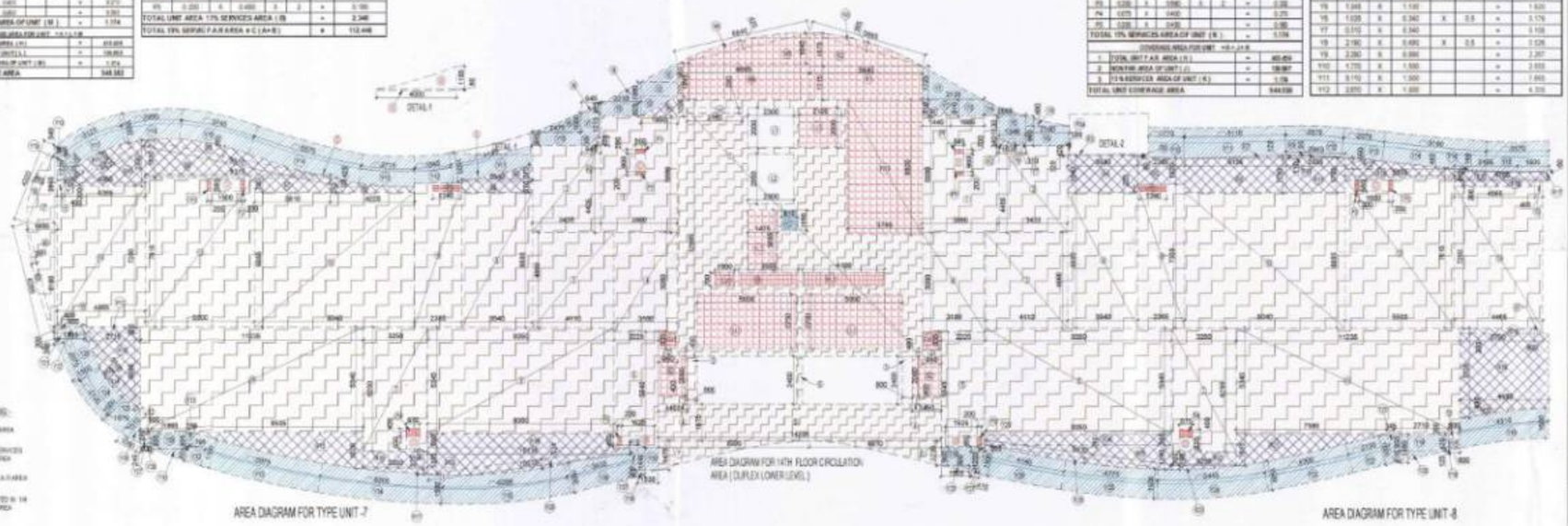

KEY PLAN

NOTE -

1. The Dimensions and Areas shown in the drawing are to be verified by architect and approved by the Authority.
2. Owner is responsible for obtaining approval for any change in the construction / area statement.
3. All area in Sqmtr & dimension are in mm.

Owner Signature

For Jaypee Infratech Limited

Authorised Signatory

Town Planner Signature

MEGHNA SRIVASTAVA
ATP 2811 - 183

Architect's Signature

RAINA DOR
Archite
CA No 81/66

ARCHITECTS

Confluence

D-421, NFC, N.D-62,NOIDA architecture Ph +91-11-2521 0888 Ph +91-11-4534 7788 urban design mail@confluence.com www.confluence.com Member of IGBC hospitality IGC - 5001 - 3300 Member

Owner

JAYPEE INFRATECH LTD.

Drawing Title

14TH FLOOR PLAN (DUPLEX LOWER LEVEL)

TOWER-1

Job Title **PROPOSED GROUP HOUSING FOR BOOMERANG RESIDENCES (POCKET B-8) JAYPEE GREENS, SECTOR 128, NOIDA , (U.P.)**

Scale	Job No.	
NTS		
Date	Drawing No.	
22-11-2022	S-19	
Dealt by	Checked by	Revision No.
ABDHESH JHA	BALRAJ SINGH	

NOIDA AUTHORITY:

Associate Architect	Architect	Chief Architect

14TH FLOOR PLAN
(DUPLEX LOWER PLAN
LVL.+57150 MM)
TOWER-2

F.A.R. COVERED AREA CALCULATION FOR UNIT - 3

S.NO.	PARTICULARS						AREA (SQMT)
COVERED AREA							
1	3.800	X	5.900			=	22.420
2	3.400	X	4.400			=	15.000
3	4.110	X	4.800			=	19.728
4	3.150	X	5.200			=	16.380
5	2.200	X	5.900			=	12.980
6	3.200	X	7.400			=	23.680
7	3.250	X	6.200			=	20.150
8	3.750	X	6.900			=	25.875
9	2.850	X	7.200			=	17.010
10	3.250	X	6.900			=	22.425
11	11.220	X	5.350			=	59.997
12	3.900	X	5.600			=	21.840
13	5.350	X	8.100			=	43.350
14	4.400	X	7.200			=	31.680
15	2.400	X	5.200	X	2	=	24.960
UNIT FAR AREA = (A)						=	338.001
AREA SUBTRACTION PLUMBING OUTLET							
P1	0.300	X	0.200	X	2	=	0.120
P2	1.340	X	0.200			=	0.268
P3	0.200	X	0.200	X	2	=	0.120
P4	0.275	X	0.400			=	0.110
P5	0.200	X	0.400			=	0.080
C1	0.800	X	0.400			=	0.320
C2	1.800	X	0.700			=	0.970
C3	0.875	X	0.500			=	0.438
C4	1.000	X	0.400			=	0.720
TOTAL (B)						=	3.654
TOTAL UNIT F.A.R AREA C = (A - B)						=	334.347
1/4 F.A.R AREA OF BALCONY							
B1	1.800	X	1.100	X	0.5	=	1.100
B2	3.850	X	0.250	X	0.5	=	0.481
B3	2.850	X	0.910	X	0.5	=	0.647
B4	3.340	X	1.040			=	3.474
B5	2.350	X	0.610			=	1.434
B6	2.350	X	0.220	X	0.5	=	0.517
B7	6.900	X	1.260			=	10.010
B8	3.100	X	0.100	X	0.67	=	0.207
B9	6.340	X	0.900			=	5.706
B10	3.100	X	0.250	X	0.5	=	1.913
B11	3.700	X	0.940			=	3.478
B12	4.700	X	0.200	X	0.5	=	1.167
B13	4.300	X	0.700			=	2.940
B14	3.700	X	0.600			=	2.244
B15	4.400	X	0.800			=	3.960
B16	6.400	X	0.700			=	10.752
B17	4.400	X	0.700	X	0.5	=	1.777
B18	10.170	X	0.310	X	0.67	=	2.108
B19	2.900	X	0.200	X	0.5	=	11.580
B20	3.200	X	1.300			=	4.160
B21	3.300	X	1.310	X	0.5	=	2.124
B22	3.400	X	0.900	X	0.67	=	1.836
B23	0.300	X	0.300			=	0.720
TOTAL (B)						=	69.775
AREA SUBTRACTION CUTOUT							
C	4.500	X	0.900	X	0.67	=	2.903
TOTAL AREA (D)						=	2.903
TOTAL AREA (F (H+I) - E)						=	66.872
1/4 BALCONY F.A.R AREA (G)						=	33.436
TOTAL UNIT F.A.R AREA H = (C + G)						=	407.646

NON F.A.R AREA OF BALCONY

N1	1.800	X	1.100	X	0.5	=	1.100
N2	3.850	X	0.500			=	1.925
N3	2.850	X	1.100	X	0.5	=	1.568
N4	3.340	X	1.200	X	0.5	=	1.140
N5	2.350	X	2.500			=	5.875
N6	3.900	X	0.900			=	3.510
N7	2.900	X	0.900	X	0.5	=	1.305
N8	3.400	X	0.900	X	0.5	=	1.530
N9	3.400	X	0.900			=	3.060
N10	2.100	X	0.900	X	0.5	=	0.945
N11	2.200	X	0.900	X	0.5	=	0.990
N12	3.400	X	0.900	X	0.5	=	1.530
N13	3.400	X	0.900			=	3.060
N14	2.100	X	0.900	X	0.5	=	0.945
N15	2.200	X	0.900	X	0.5	=	0.990
N16	3.400	X	0.900	X	0.5	=	1.530
N17	3.400	X	0.900			=	3.060
N18	2.100	X	0.900	X	0.5	=	0.945
N19	2.200	X	0.900	X	0.5	=	0.990
N20	3.400	X	0.900	X	0.5	=	1.530
N21	3.400	X	0.900			=	3.060
N22	2.100	X	0.900	X	0.5	=	0.945
N23	2.200	X	0.900	X	0.5	=	0.990
N24	3.400	X	0.900	X	0.5	=	1.530
N25	3.400	X	0.900			=	3.060
N26	2.100	X	0.900	X	0.5	=	0.945
N27	2.200	X	0.900	X	0.5	=	0.990
N28	3.400	X	0.900	X	0.5	=	1.530
N29	3.400	X	0.900			=	3.060
N30	2.100	X	0.900	X	0.5	=	0.945
N31	2.200	X	0.900	X	0.5	=	0.990
N32	3.400	X	0.900	X	0.5	=	1.530
N33	3.400	X	0.900			=	3.060
N34	2.100	X	0.900	X	0.5	=	0.945
N35	2.200	X	0.900	X	0.5	=	0.990
N36	3.400	X	0.900	X	0.5	=	1.530
N37	3.400	X	0.900			=	3.060
N38	2.100	X	0.900	X	0.5	=	0.945
N39	2.200	X	0.900	X	0.5	=	0.990
N40	3.400	X	0.900	X	0.5	=	1.530
N41	3.400	X	0.900			=	3.060
N42	2.100	X	0.900	X	0.5	=	0.945
N43	2.200	X	0.900	X	0.5	=	0.990
N44	3.400	X	0.900	X	0.5	=	1.530
N45	3.400	X	0.900			=	3.060
N46	2.100	X	0.900	X	0.5	=	0.945
N47	2.200	X	0.900	X	0.5	=	0.990
N48	3.400	X	0.900	X	0.5	=	1.530
N49	3.400	X	0.900			=	3.060
N50	2.100	X	0.900	X	0.5	=	0.945
N51	2.200	X	0.900	X	0.5	=	0.990
N52	3.400	X	0.900	X	0.5	=	1.530
N53	3.400	X	0.900			=	3.060
N54	2.100	X	0.900	X	0.5	=	0.945
N55	2.200	X	0.900	X	0.5	=	0.990
N56	3.400	X	0.900	X	0.5	=	1.530
N57	3.400	X	0.900			=	3.060
N58	2.100	X	0.900	X	0.5	=	0.945
N59	2.200	X	0.900	X	0.5	=	0.990
N60	3.400	X	0.900	X	0.5	=	1.530
N61	3.400	X	0.900			=	3.060
N62	2.100	X	0.900	X	0.5	=	0.945
N63	2.200	X	0.900	X	0.5	=	0.990
N64	3.400	X	0.900	X	0.5	=	1.530
N65	3.400	X	0.900			=	3.060
N66	2.100	X	0.900	X	0.5	=	0.945
N67	2.200	X	0.900	X	0.5	=	0.990
N68	3.400	X	0.900	X	0.5	=	1.530
N69	3.400	X	0.900			=	3.060
N70	2.100	X	0.900	X	0.5	=	0.945
N71	2.200	X	0.900	X	0.5	=	0.990
N72	3.400	X	0.900	X	0.5	=	1.530
N73	3.400	X	0.900			=	3.060
N74	2.100	X	0.900	X	0.5	=	0.945
N75	2.200	X	0.900	X	0.5	=	0.990
N76	3.400	X	0.900	X	0.5	=	1.530
N77	3.400	X	0.900			=	3.060
N78	2.100	X	0.900	X	0.5	=	0.945
N79	2.200	X	0.900	X	0.5	=	0.990
N80	3.400	X	0.900	X	0.5	=	1.530
N81	3.400	X	0.900			=	3.060
N82	2.100	X	0.900	X	0.5	=	0.945
N83	2.200	X	0.900	X	0.5	=	0.990
N84	3.400	X	0.900	X	0.5	=	1.530
N85	3.400	X	0.900			=	3.060
N86	2.100	X	0.900	X	0.5	=	0.945
N87	2.200	X	0.900	X	0.5	=	0.990
N88	3.400	X	0.900	X	0.5	=	1.530
N89	3.400	X	0.900			=	3.060
N90	2.100	X	0.900	X	0.5	=	0.945
N91	2.200	X	0.900	X	0.5	=	0.990
N92	3.400	X	0.900	X	0.5	=	1.530
N93	3.400	X	0.900			=	3.060
N94	2.100	X	0.900	X	0.5	=	0.945
N95	2.200	X	0.900	X	0.5	=	0.990
N96	3.400	X	0.900	X	0.5	=	1.530
N97	3.400	X	0.900			=	3.060
N98	2.100	X	0.900	X	0.5	=	0.945
N99	2.200	X	0.900	X	0.5	=	0.990
N100	3.400	X	0.900	X	0.5	=	1.530
N101	3.400	X	0.900			=	3.060
N102	2.100	X	0.900	X	0.5	=	0.945
N103	2.200	X	0.900	X	0.5	=	0.990
N104	3.400	X	0.900	X	0.5	=	1.530
N105	3.400	X	0.900			=	3.060
N106	2.100	X	0.900	X	0.5	=	0.945
N107	2.200	X	0.900	X	0.5	=	0.990
N108	3.400	X	0.900	X	0.5	=	1.530
N109	3.400	X	0.900			=	3.060
N110	2.100	X	0.900	X	0.5	=	0.945
N111	2.200	X	0.900	X	0.5	=	0.990
N112	3.400	X	0.900	X	0.5	=	1.530
N113	3.400	X	0.900			=	3.060
N114	2.100	X	0.900	X	0.5	=	0.945
N115	2.200	X	0.900	X	0.5	=	0.990
N116	3.400	X	0.900	X	0.5	=	1.530
N117	3.400	X	0.900			=	3.060
N118	2.100	X	0.900	X	0.5	=	0.945
N119	2.200	X	0.900	X	0.5	=	0.990
N120	3.400	X	0.900	X	0.5	=	1.530
N121	3.400	X	0.900			=	3.060
N122	2.100	X	0.900	X	0.5	=	0.945
N123	2.200	X	0.900	X	0.5	=	0.990
N124	3.400	X	0.900	X	0.5	=	1.530
N125	3.400	X	0.900			=	3.060
N126	2.100	X	0.900	X	0.5	=	0.945
N127	2.200	X	0.900	X	0.5	=	0.990
N128	3.400	X	0.900	X	0.5	=	1.530
TOTAL (B)						=	1.656
TOTAL UNIT F.A.R AREA C = (A - B)						=	338.001
1/4 F.A.R AREA OF BALCONY							
B1	3.800	X	0.900	X	0.5	=	1.710
B2	3.400	X	0.900	X	0.5	=	1.530
B3	4.110	X	0.900	X	0.5	=	1.850
B4	3.150	X	0.900	X	0.5	=	1.418
B5	2.200	X	0.900	X	0.5	=	0.990
B6	3.200	X	0.900	X	0.5	=	1.440
B7	3.250	X	0.900	X	0.5	=	1.463
B8	3.750	X	0.900	X	0.5	=	1.688
B9	2.850	X	0.900	X	0.5	=	1.283
B10	3.250	X	0.900	X	0.5	=	1.463
B11	3.700	X	0.900	X	0.5	=	1.665
B12	4.700	X	0.900	X	0.5	=	2.115
B13	4.300	X	0.900	X	0.5	=	1.935
B14	3.700	X	0.900	X	0.5	=	1.665
B15	4.400	X	0.900	X	0.5	=	1.980
B16	6.400	X	0.900	X	0.5	=	2.880
B17	4.400	X	0.900	X	0.5	=	1.980
B18	10.170	X	0.900	X	0.5	=	4.577
B19	2.900	X	0.900	X	0.5	=	1.305
B20	3.200	X	0.900	X	0.5	=	1.440
B21	3.300	X	0.900	X	0.5	=	1.485
B22	3.400	X	0.900	X	0.5	=	1.530
B23	0.300	X	0.900	X	0.5	=	0.135
TOTAL (B)						=	33.436
AREA SUBTRACTION CUTOUT							
C	4.500	X	0.900	X	0.67	=	2.903
TOTAL AREA (D)						=	2.903
TOTAL AREA (F (H+I) - E)						=	66.872
1/4 BALCONY F.A.R AREA (G)						=	33.436
TOTAL UNIT F.A.R AREA H = (C + G)						=	407.646

TOTAL F.A.R. AREA AT 14TH FLOOR (DUPLEX LOWER LEVEL)

S.NO.	PARTICULARS						AREA (SQMT)
F.A.R AREA OF UNIT - 2		1	X	407.646		=	407.646
F.A.R AREA OF UNIT - 3		1	X	407.646		=	407.646
F.A.R AREA OF CIRCULATION		1	X	122.718		=	122.718
TOTAL F.A.R AREA						=	937.010

COVERED AREA CALCULATION TO MAKE 15% SERVICES AREA

S.NO.	PARTICULARS						AREA (SQMT)
FIRE TOWER AREA							
FT1	3.750	X	6.900			=	25.875
LIFT LOBBY							
LL1	3.000	X	2.750	X	2	=	27.225
LL2	1.475	X	2.000			=	4.345
LL3	2.100	X	2.000			=	4.200
ELECTRICAL SHAFT							
EL1	4.100	X	0.700			=	2.870
LIFT SHAFT							
LIF1	1.000	X	0.700			=	0.700
F.A.C SHAFT							
FAH	1.400	X	0.600	X	2	=	1.680
GARBAGE CHUTE							
GC1	3.000	X	0.700			=	2.100
SPRINKLER SHAFT							
SL1	1.400	X	0.300	X	2	=	0.840
REFUGE AREA							
N1	5.125	X	1.625			=	11.781
N2	5.175	X	1.600			=	12.270
N3	5.125	X	1.400	X	0.5	=	4.487
N4	5.175	X	1.400	X	0.5	=	4.516
N5	3.440	X	0.875	X	0.67	=	1.980
N6	3.340	X	0.875	X	0.67	=	1.921
TOTAL CORRIDOR AREA 15% SERVICES AREA (A)						=	110.988
UNIT AREA CALCULATION TO MAKE 15% SERVICES AREA							
PLUMBING SHAFT							
P1	1.200	X	0.200	X	4	=	0.960
P2	1.340	X	0.200	X	2	=	0.536
P3	1.200	X	0.500	X	4	=	2.400
P4	0.875	X	0.400	X	2	=	0.700
P5	0.200	X	0.400	X	2	=	0.160
TOTAL UNIT AREA 15% SERVICES AREA (B)						=	2.348
TOTAL 15% SERVICES F.A.R AREA = (A+B)						=	113.336

F.A.R COVERED AREA CALCULATION FOR CIRCULATION AREA

S.NO.	PARTICULARS						AREA (SQMT)
1	12.305	X	1.116			=	13.731
2	3.550	X	3.400	X	2	=	24.140
3	0.500	X	3.400	X	2	=	3.400
4	1.870	X	3.400	X	2	=	12.716
5	0.300	X	3.400			=	1.020
6	14.375	X	1.950			=	27.981
7	6.730	X	3.410	X	0.5	=	11.475
8	7.475	X	1.250	X	0.5	=	4.679
TOTAL AREA (A)						=	282.234
AREA SUBTRACTION							
P01	1.750	X	5.900			=	25.900
LL1	1.550	X	2.750	X	2	=	27.500
LL2	1.475	X	3.000			=	4.425
LL3	2.100	X	2.000			=	4.200
EL1	4.100	X	0.700			=	2.870
LIF	1.000	X	0.700			=	0.700
SP	1.000	X	0.700			=	2.100
L1	2.200	X	2.000			=	4.400
L2	2.200	X	2.550			=	5.610
N1	2.750	X	0.280			=	0.770
N2	0.810	X	0.550			=	0.891
TOTAL (B)						=	79.521
TOTAL F.A.R AREA CORRIDOR C = (A - B)						=	202.713

F01	1.110	X	1.100	X	0.5	=	0.610
F02	0.270	X	0.270			=	0.731
F03	0.270	X	0.140	X	0.5	=	0.038
F04	0.140	X	0.270			=	0.038
F05	0.140	X	0.270			=	0.038
F06	0.140	X	0.270			=	0.038
F07	0.140	X	0.270			=	0.038
F08	0.140	X	0.270			=	0.038
F09	0.140	X	0.270			=	0.038
F10	0.140	X	0.270			=	0.038
F11	0.140	X	0.270			=	0.038
F12	0.140	X	0.270			=	0.038
F13	0.140	X	0.270			=	0.038
F14	0.140	X	0.270			=	0.038
F15	0.140	X	0.270			=	0.038
F16	0.140	X	0.270			=	0.038
F17	0.140	X	0.270			=	0.038
F18	0.140	X	0.270			=	0.038
F19	0.140	X	0.270			=	0.038
F20	0.140	X	0.270			=	0.038
F21	0.140	X	0.270			=	0.038
F22	0.140	X	0.270			=	0.038
F23	0.140	X	0.270			=	0.038
F24	0.140	X	0.270			=	0.038
F25	0.140	X	0.270			=	0.038
F26	0.140	X	0.270			=	0.038
F27	0.140	X	0.270			=	0.038
F28	0.140	X	0.270			=	0.038
F29	0.140	X	0.270			=	0.038
F30	0.140	X	0.270			=	0.038
F31	0.140	X	0.270			=	0.038
F32	0.140	X	0.270			=	0.038
F33	0.140	X	0.270			=	0.038
F34	0.140	X	0.270			=	0.038
F35	0.140	X	0.270			=	0.038
F36	0.140	X	0.270			=	0.038
F37	0.140	X	0.270			=	0.038
F38	0.140	X	0.270			=	0.038
F39	0.140	X	0.270			=	0.038
F40	0.140	X	0.270			=	0.038
F41	0.140	X	0.270			=	0.038
F42	0.138	X	0.270	X	0.5	=	0.038
F43	1.180	X	0.460	X	0.5	=	0.542
F44	1.180	X	0.210			=	0.248
						=	3.484
TOTAL AREA (E)						=	140.616
AREA SUBTRACTION CUTOUT							
C1	4.000	X	0.875			=	3.500
C2	3.275	X	0.900	X	0.5	=	1.364
TOTAL AREA (E)						=	5.864
TOTAL BALCONY AREA = (J - E)						=	140.752
15% SERVICES AREA OF UNIT (PLUMBING SHAFT)							
P1	0.900	X	0.200	X	2	=	0.360
P2	1.340	X	0.200			=	0.268
P3	0.700	X	0.200	X	2	=	0.280
P4	0.875	X	0.400			=	0.350
P5	0.200	X	0.400			=	0.080
TOTAL 15% SERVICES AREA OF UNIT (B)						=	1.338
COVERAGE AREA FOR UNIT = (H + I + B)							
1	TOTAL UNIT F.A.R AREA (H)					=	407.646
2	NON F.A.R AREA OF UNIT (I)					=	140.616
3	15 % SERVICES AREA OF UNIT (B)					=	1.338
TOTAL UNIT COVERAGE AREA						=	552.570

AREA LEGENDS:-
- F.A.R. AREA
- 15 % SERVICES F.A.R AREA
- NON F.A.R AREA
- COUNTED IN C/A F.A.R AREA

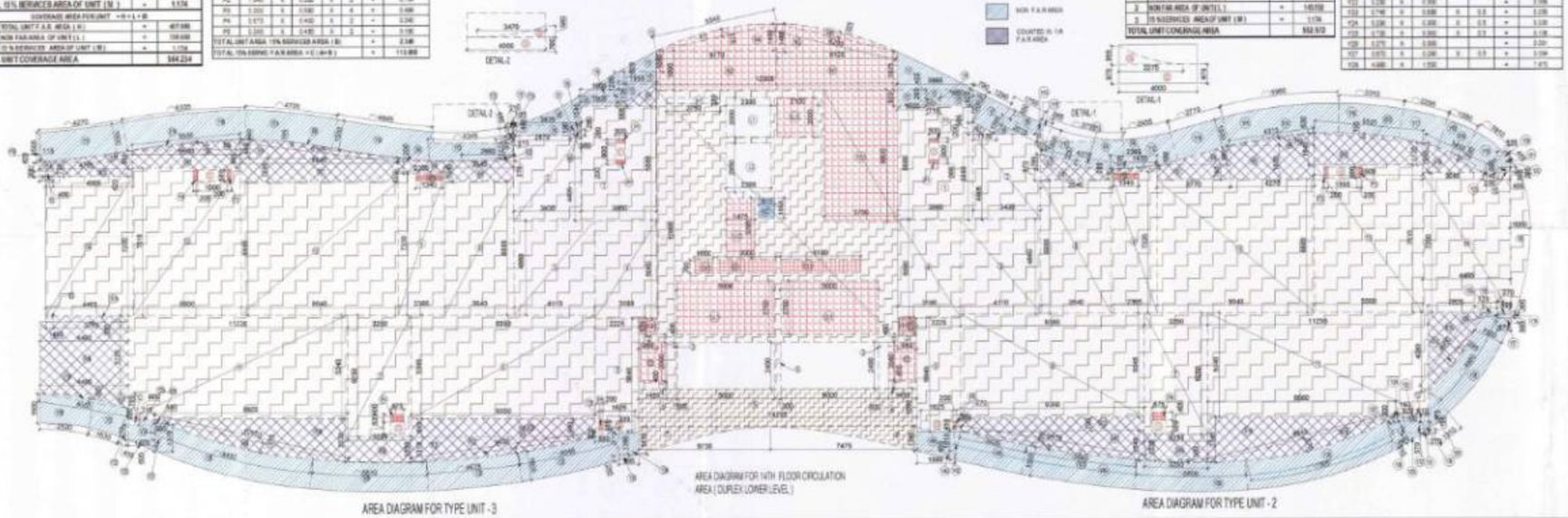

AREA DIAGRAM FOR TYPE UNIT - 3

AREA DIAGRAM FOR 14TH FLOOR CIRCULATION AREA (DUPLEX LOWER LEVEL)

AREA DIAGRAM FOR TYPE UNIT - 2

KEY PLAN

AREA LAYOUT

NOTE -

1. The Dimensions, Area Statements shown in the drawings are approximate & to be verified by architect
2. Contractor is responsible for any change in dimensions without comment.
3. All units in Meter & dimension are in mm.

Owner Signature

For Jaypee Infratech Limited

Authorised Signatory

Town Planner Signature

Architect's Signature

RAINA DORA
Architect
CA No 81/6645

ARCHITECTS

Confluence

Owner

JAYPEE INFRATECH LTD.

Drawing Title

14TH FLOOR PLAN (DUPLEX LOWER LEVEL)
TOWER-2

Job Title **PROPOSED GROUP HOUSING FOR BOOMERANG RESIDENCES (POCKET B-8) JAYPEE GREENS, SECTOR 128, NOIDA , (U.P.)**

Scale	Job No.	
NTS		
Date	Drawing No.	
22-11-2022	S-20	
Dealt by	Checked by	Revision No.
ABDHESH JHA	BALRAJ SINGH	

NOIDA AUTHORITY

Associate Architect	Architect	Chief Architect

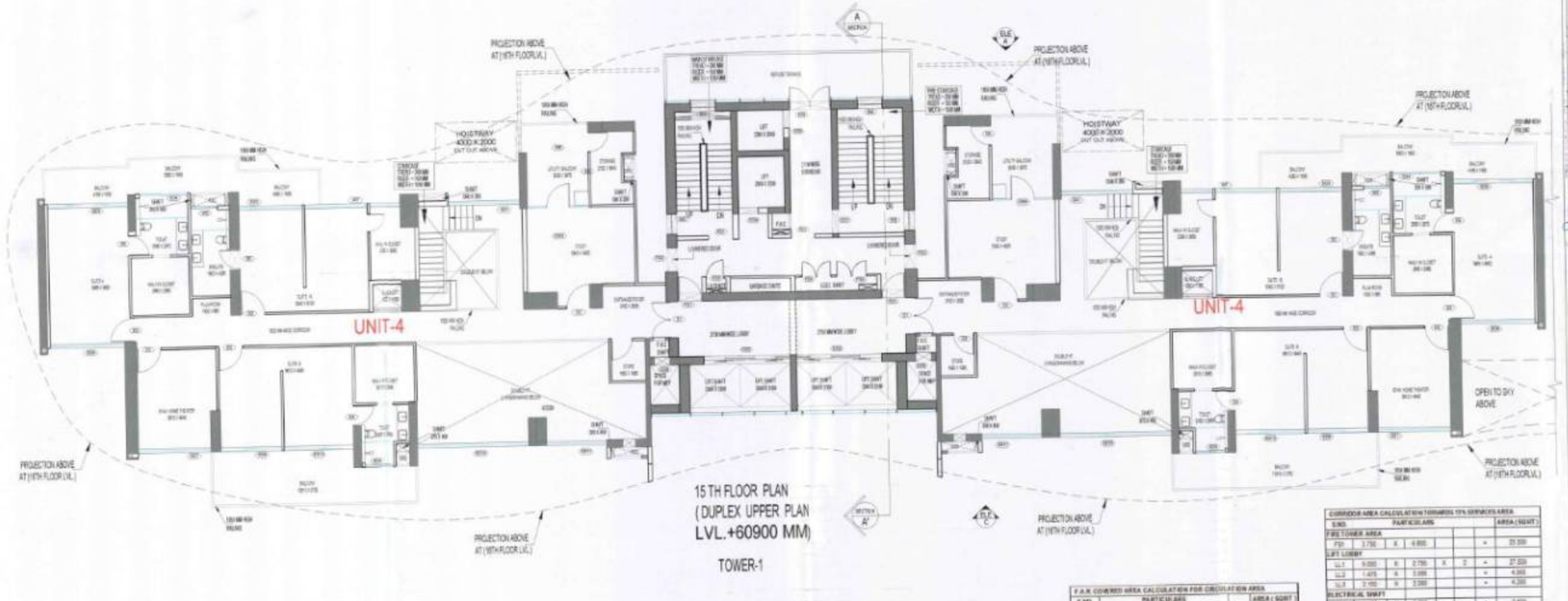

15 TH FLOOR PLAN
(DUPLEX UPPER PLAN
LVL.+60900 MM)

TOWER-1

TOTAL F.A.R AREA AT 15TH FLOOR (DUPLEX UPPER FLOOR LEVEL)					
S.NO.	PARTICULARS				AREA (SQMT)
F.A.R AREA OF UNIT - 4	2	X	300.970	=	601.941
F.A.R AREA OF CIRCULATION	1	X	85.423	=	85.423
TOTAL F.A.R AREA				=	687.364

15TH FLOOR NON F.A.R BALCONY AREA (DUPLEX UPPER LEVEL)							
UNIT -4	58.111	X	2			=	116.222
TOTAL BALCONY AREA						=	116.222
NON FAR AREA F.H.C SHAFT							
H2	0.810	X	1.000			=	0.801
TOTAL AREA OF F.H.C SHAFT						=	0.801
TOTAL NON FAR. AREA						=	117.023

AREA LEGENDS:-

- F.A.R AREA
- 15 % SERVICES F.A.R AREA
- NON F.A.R AREA
- COUNTED IN 1/4 F.A.R AREA

F.A.R. COVERED AREA CALCULATION FOR UNIT - 4							
S.NO.	PARTICULARS						AREA (SQMT)
COVERED AREA							
1	2.310	X	4.155			=	9.764
2	5.145	X	6.545			=	33.662
3	1.505	X	2.665			=	4.011
4	0.930	X	0.200			=	0.186
5	2.025	X	2.300			=	4.658
6	0.250	X	2.790			=	0.698
7	2.225	X	0.910			=	2.114
8	5.350	X	0.200			=	1.070
9	0.900	X	1.300			=	1.260
10	3.245	X	6.250			=	20.281
11	11.225	X	5.140			=	58.958
12	0.620	X	0.300			=	0.186
13	0.400	X	0.300	X	2	=	0.240
14	4.465	X	7.310			=	32.648
15	5.500	X	7.615			=	41.883
16	14.345	X	6.595			=	94.595
17	9.150	X	0.195			=	1.787
18	2.350	X	0.435			=	1.023
19	0.400	X	2.345			=	0.938
TOTAL AREA - (A)						=	317.988
1/4 F.A.R AREA OF BALCONY							
W1	3.015	X	2.015			=	6.058
W2	4.090	X	0.330			=	1.350
W3	3.500	X	0.330			=	1.815
W4	4.105	X	0.030			=	0.123
W5	4.005	X	0.300			=	1.220
W6	7.260	X	1.270			=	9.225
W7	3.200	X	0.340			=	1.100
TOTAL AREA						=	22.491
1/4 BALCONY F.A.R AREA (B)						=	5.624
UNIT F.A.R AREA C = (A+B)						=	323.718
AREA DEDUCTION PLUMBING CUT OUT							
P1	0.500	X	0.200	X	2	=	0.200
P2	1.340	X	0.205			=	0.262
P3	0.200	X	0.580	X	2	=	0.232
P4	0.675	X	0.400			=	0.270
P5	0.200	X	0.450			=	0.090
C1	0.500	X	0.900			=	0.450
C2	2.700	X	1.315			=	3.551
C3	3.615	X	3.620			=	14.535
C4	1.580	X	0.580			=	0.879
C5	0.675	X	0.635			=	0.429
C6	1.625	X	0.450			=	0.731
TOTAL (D)						=	21.730
TOTAL UNIT F.A.R AREA E= (C-D)						=	300.970

NON F.A.R AREA OF BALCONY							
W1	0.400	X	1.470			=	0.588
W2	3.015	X	1.500			=	4.523
W3	4.090	X	1.500			=	6.135
W4	3.500	X	1.500			=	5.250
W5	4.105	X	1.500			=	6.158
W6	10.310	X	1.500			=	15.465
3/4 AREA OF BALCONY (22.497 - 5.624)						=	16.873
TOTAL BALCONY AREA = (F)						=	58.111
15 % SERVICES AREA OF UNIT (PLUMBING SHAFT)							
P1	0.500	X	0.200	X	2	=	0.200
P2	1.340	X	0.205			=	0.262
P3	0.200	X	0.580	X	2	=	0.232
P4	0.675	X	0.400			=	0.270
P5	0.200	X	0.450			=	0.090
TOTAL 15% SERVICES AREA OF UNIT (G)						=	1.174
COVERAGE AREA FOR UNIT = E + F + G							
1	TOTAL UNIT F.A.R AREA (E)					=	300.970
2	NON FAR AREA OF UNIT (F)					=	58.111
3	15 % SERVICES AREA OF UNIT (G)					=	1.174
TOTAL UNIT COVERAGE AREA							360.255

F.A.R. COVERED AREA CALCULATION FOR CIRCULATION AREA							
S.NO.	PARTICULARS						AREA (SQMT)
1	12.300	X	12.800			=	156.800
2	0.800	X	0.400	X	2	=	0.640
3	0.800	X	0.400	X	2	=	0.640
4	1.400	X	0.400	X	2	=	1.120
5	0.300	X	0.400			=	0.120
TOTAL AREA (A)						=	164.943
AREA SUBTRACTION							
P.H	1.750	X	0.800			=	25.500
LL1	5.000	X	2.750	X	2	=	27.500
LL2	1.475	X	3.000			=	4.425
LL3	2.100	X	2.000			=	4.200
ELL	4.100	X	0.700			=	2.870
LW	1.000	X	0.700			=	0.700
B1	3.000	X	0.700			=	2.100
L1	3.000	X	2.000			=	6.000
L2	2.200	X	2.150			=	5.000
H1	2.750	X	0.280			=	0.770
H2	0.810	X	1.000			=	0.801
TOTAL (B)						=	79.521
TOTAL F.A.R AREA CORRIDORC = (A - B)						=	85.423

CORRIDOR AREA CALCULATION TOWARDS 15% SERVICES AREA							
S.NO.	PARTICULARS						AREA (SQMT)
FIRE TOWER AREA							
FT1	2.750	X	4.800			=	13.200
LIFT LOBBY							
LL1	5.000	X	2.750	X	2	=	27.500
LL2	1.475	X	3.000			=	4.425
LL3	2.100	X	2.000			=	4.200
ELECTRICAL SHAFT							
EL1	4.100	X	0.700			=	2.870
LV SHAFT							
LV1	1.000	X	0.700			=	0.700
REFUGE AREA							
R1	12.300	X	2.800			=	30.750
F.H.C SHAFT							
FH1	0.800	X	0.800	X	2	=	1.587
GARBAGE CHUTE							
G1	3.000	X	0.700			=	2.100
SPACE FOR DEP							
S1	1.400	X	2.000	X	2	=	5.600
TOTAL CORRIDOR AREA 15% SERVICES AREA (A)						=	105.084
UNIT AREA CALCULATION TOWARDS 15% SERVICES AREA							
PLUMBING SHAFT							
P1	0.500	X	0.200	X	4	=	0.400
P2	1.340	X	0.205	X	2	=	0.764
P3	0.200	X	0.580	X	4	=	0.464
P4	0.675	X	0.400	X	2	=	0.540
P5	0.200	X	0.450	X	2	=	0.180
TOTAL UNIT AREA 15% SERVICES AREA (B)						=	2.348
TOTAL 15% SERVICE F.A.R AREA = C (A+B)						=	107.432

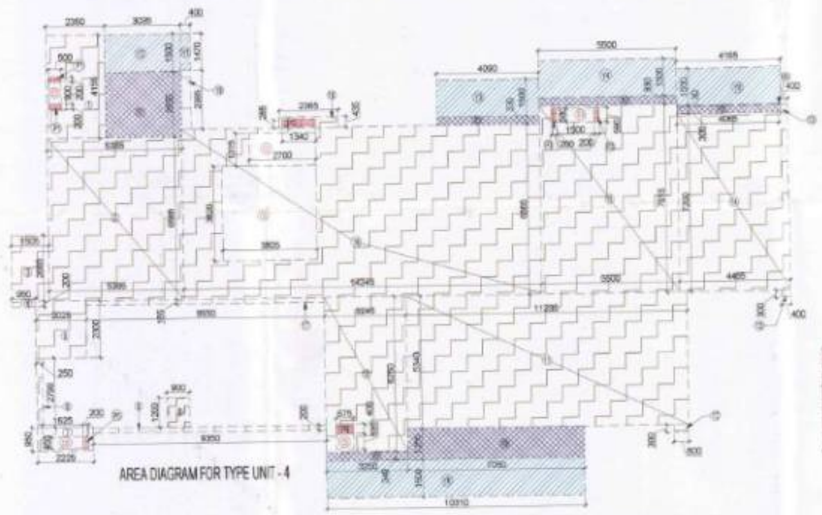

AREA DIAGRAM FOR TYPE UNIT - 4

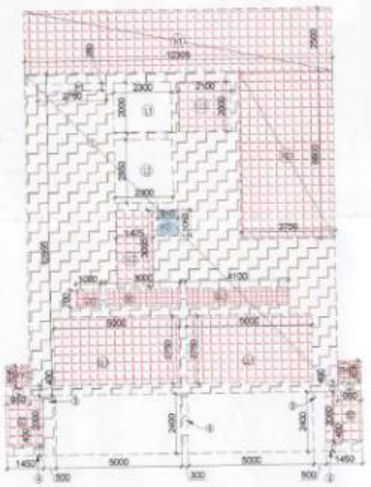

AREA DIAGRAM FOR 15TH FLOOR
CIRCULATION AREA (DUPLEX UPPER LEVEL)

KEY PLAN

NOTE :-

1. The Dimensions and area statements shown in the drawings are based on measurements provided by architect
2. [illegible] for any change in [illegible]
3. [illegible] and in mm.

Owner's Signature

For Jaypee Infratech Limited

Authorised Signatory

Town Planner Signature

REGISTERED PLANNER
A/TP 1011 - 197

Architect's Signature

RAINA DORA
Architect
CA No 81/6645

ARCHITECTS

Confluence

Owner

JAYPEE INFRATECH LTD.

Drawing Title 15TH FLOOR PLAN
(DUPLEX UPPER LEVEL)
TOWER- 1

Job Title **PROPOSED GROUP HOUSING FOR BOOMERANG RESIDENCES (POCKET B-8) JAYPEE GREENS, SECTOR 128, NOIDA , (U.P.)**

Scale	Job No.	
NTS		
Date 22-11-2022	Drawing No. S-21	
Deall by	Checked by	Revision No.
ABDHESH JHA	BALRAJ SINGH	

NOIDA AUTHORITY:

Associate Architect	Architect	Chief Architect

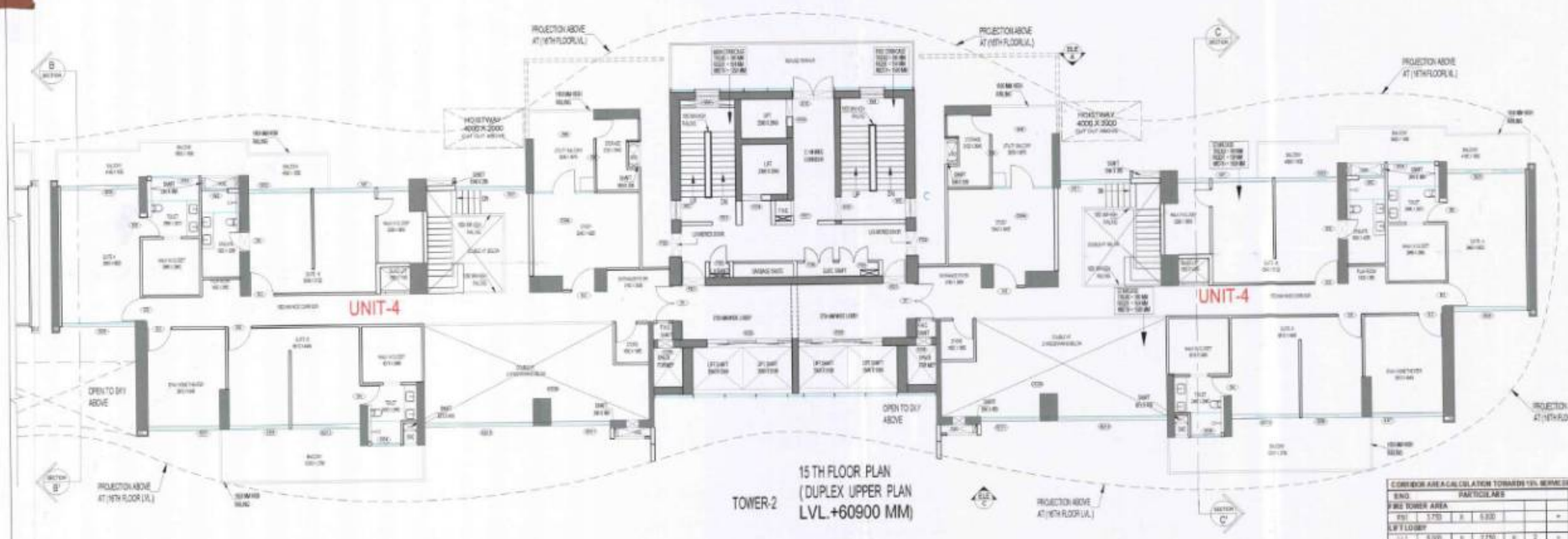

F.A.R. COVERED AREA CALCULATION FOR UNIT - 4								
S.NO	PARTICULARS							AREA (SQMT)
COVERED AREA								
1	2.350	X	4.150				=	9.764
2	5.300	X	6.500				=	35.450
3	1.525	X	2.565				=	4.211
4	0.350	X	0.200				=	0.700
5	2.025	X	2.300				=	4.658
6	0.250	X	2.750				=	0.688
7	2.025	X	0.950				=	2.114
8	0.350	X	0.350				=	0.123
9	0.900	X	1.200				=	1.080
10	3.245	X	6.250				=	20.281
11	11.225	X	5.340				=	59.995
12	0.650	X	0.350				=	0.228
13	0.400	X	0.350	X	2		=	0.280
14	4.410	X	7.200				=	31.752
15	3.150	X	7.875				=	24.806
16	14.365	X	6.800				=	97.682
17	3.550	X	0.150				=	1.767
18	2.100	X	0.475				=	1.029
19	0.420	X	2.245				=	0.914
TOTAL AREA - (A)							=	317.886
1/4 F.A.R AREA OF BALCONY								
B1	3.035	X	2.085				=	6.258
B2	4.000	X	0.338				=	1.350
B3	5.500	X	0.338				=	1.815
B4	6.165	X	0.338				=	2.125
B5	4.000	X	0.300				=	1.200
B6	7.000	X	1.200				=	8.625
B7	3.230	X	0.340				=	1.098
TOTAL AREA							=	22.457
1/4 BALCONY F.A.R AREA (B)							=	5.624
UNIT FAR AREA C= (A+B)							=	322.710
AREA SUBTRACTION PLUMBING CUTOUT								
P1	0.500	X	0.200	X	2		=	0.200
P2	1.340	X	0.225				=	0.302
P3	0.200	X	0.580	X	2		=	0.232
P4	0.675	X	0.400				=	0.270
P5	0.200	X	0.450				=	0.090
C1	0.500	X	0.900				=	0.450
C2	2.700	X	1.375				=	3.713
C3	1.800	X	0.425				=	0.765
C4	1.100	X	0.500				=	0.550
C5	0.675	X	0.525				=	0.429
C6	1.625	X	0.450				=	0.731
TOTAL (D)							=	21.732
TOTAL UNIT F.A.R AREA E= (C-D)							=	300.978

NON F.A.R AREA OF BALCONY								
Y1	0.400	X	1.470				=	0.588
Y2	3.035	X	1.500				=	4.553
Y3	4.090	X	1.500				=	6.135
Y4	5.500	X	1.500				=	8.250
Y5	4.165	X	1.500				=	6.248
Y6	10.310	X	1.500				=	15.465
3/4 AREA OF BALCONY (22.457 - 5.624)							=	16.873
TOTAL BALCONY AREA = (F)							=	58.111
15 % SERVICES AREA OF UNIT (PLUMBING SHAFT)								
P1	0.500	X	0.200	X	2		=	0.200
P2	1.340	X	0.225				=	0.302
P3	0.200	X	0.580	X	2		=	0.232
P4	0.675	X	0.400				=	0.270
P5	0.200	X	0.450				=	0.090
TOTAL 15% SERVICES AREA OF UNIT (G)							=	1.174
COVERAGE AREA FOR UNIT =E+F+G								
1	TOTAL UNIT F.A.R AREA (E)						=	300.978
2	NON FAR AREA OF UNIT (F)						=	58.111
3	15 % SERVICES AREA OF UNIT (G)						=	1.174
TOTAL UNIT COVERAGE AREA								360.263

TOTAL F.A.R AREA AT 15TH FLOOR (DUPLEX UPPER FLOOR LEVEL)							
S.NO	SHAPE CALCULARS						AREA (SQMT)
F.A.R AREA OF UNIT - 4	2	X	300.978			=	601.541
F.A.R AREA OF CIRCULATION	1	X	85.423			=	85.423
TOTAL F.A.R AREA						=	687.964

15TH FLOOR NON F.A.R BALCONY AREA (DUPLEX UPPER LEVEL)							
UNIT -4	58.111	X	2			=	116.222
TOTAL BALCONY AREA						=	116.222
NON FAR AREA F.H.C SHAFT							
H2	0.918	X	1.000			=	0.891
TOTAL AREA OF F.H.C SHAFT						=	0.891
TOTAL NON FAR AREA						=	117.113

F.A.R COVERED AREA CALCULATION FOR CIRCULATION AREA								
S.NO	PARTICULARS							AREA (SQMT)
1	13.305	X	12.985				=	169.603
2	0.800	X	0.400	X	2		=	0.640
3	0.800	X	0.400	X	2		=	0.640
4	1.400	X	0.400	X	2		=	1.120
5	0.500	X	0.400				=	0.200
TOTAL AREA (A)							=	164.243
AREA SUBTRACTION								
F.H.C	3.750	X	0.800				=	3.000
L11	5.500	X	2.750	X	2		=	27.500
L12	1.475	X	1.525				=	4.248
L13	2.100	X	2.000				=	4.200
ELC	4.100	X	0.700				=	2.870
L21	1.200	X	0.700				=	0.840
B1	3.000	X	0.700				=	2.100
L1	2.200	X	2.000				=	4.400
L2	2.100	X	2.750				=	5.775
H1	2.750	X	0.200				=	0.550
H2	0.918	X	1.000				=	0.891
TOTAL (B)							=	75.321
TOTAL F.A.R AREA CORRIDORE = (A - B)							=	85.423

CORRIDOR AREA CALCULATION TOWARDS 15% SERVICES AREA								
S.NO	PARTICULARS							AREA (SQMT)
F.H.C TOWER AREA								
F1	3.750	X	5.600				=	21.000
LIFT LOBBY								
L11	5.500	X	2.750	X	2		=	27.500
L12	1.475	X	1.525				=	4.248
L13	2.100	X	2.000				=	4.200
ELECTRICAL SHAFT								
ELT	4.100	X	0.700				=	2.870
L VSHAFT								
LSH	1.200	X	0.700				=	0.840
REFUGE AREA								
NF	12.305	X	2.500				=	30.763
F.H.C SHAFT								
FH1	0.918	X	0.835	X	2		=	1.587
GARBAGE CHUTE								
G	1.000	X	0.700				=	0.700
SPACE FOR WEP								
S2	1.450	X	2.000	X	2		=	5.800
TOTAL CORRIDOR AREA 15% SERVICES AREA (A)							=	105.508
UNIT AREA CALCULATION TOWARDS 15% SERVICES AREA								
PLUMBING SHAFT								
P1	0.500	X	0.200	X	4		=	0.400
P2	1.340	X	0.225	X	2		=	0.754
P3	0.200	X	0.580	X	4		=	0.464
P4	0.675	X	0.400	X	2		=	0.540
P5	0.200	X	0.450	X	2		=	0.180
TOTAL UNIT AREA 15% SERVICES AREA (B)							=	2.338
TOTAL 15% SERVICE F.A.R AREA = C (A+B)							=	107.832

AREA LEGENDS:-

- F.A.R AREA
- 15% SERVICES F.A.R AREA
- NON F.A.R AREA
- EQUATED IN 1/4 F.A.R AREA

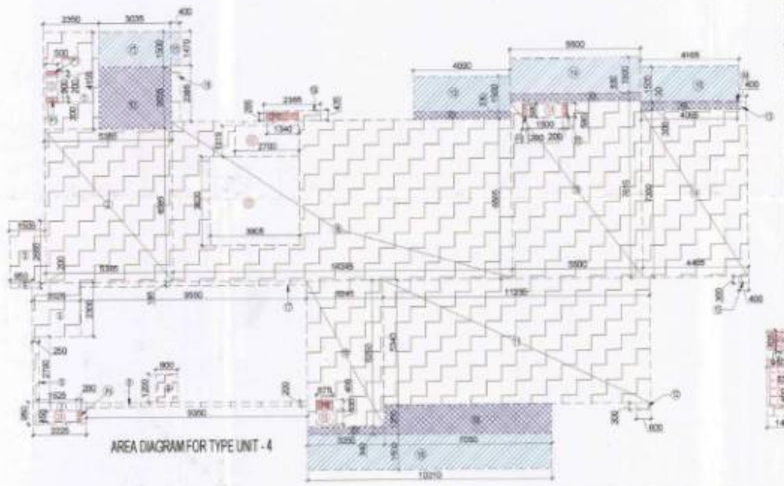

AREA DIAGRAM FOR TYPE UNIT - 4

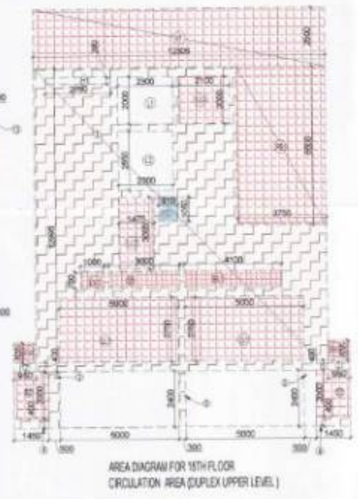

AREA DIAGRAM FOR 15TH FLOOR
CIRCULATION AREA (DUPLEX UPPER LEVEL)

KEY PLAN

NOTE :-

1. All dimensions shown in the drawings must be verified by architect before proceeding with the work.
2. Architect not responsible for any change in the dimensions / area statement.
3. All area in Sqmtr & dimension are in mm.

Owners Signature

For Jaypee Infratech Limited

Authorised Signatory

Town Planner Signature

Architect's Signature

RAINA DORA
Architect
CA No 81/6645

ARCHITECTS

Confluence

Owner

JAYPEE INFRATECH LTD.

Drawing Title 15TH FLOOR PLAN (DUPLEX UPPER LEVEL) TOWER- 2

Job Title PROPOSED GROUP HOUSING FOR BOOMERANG RESIDENCES (POCKET B-8) JAYPEE GREENS, SECTOR 128, NOIDA , (U.P.)

Scale	Job No.	
NTS		
Date 22-11-2022	Drawing No. S-22	
Drawn by	Checked by	Revision No.
ABDHESH JHA	BALRAJ SINGH	

NOIDA AUTHORITY

Associate Architect	Architect	Chief Architect

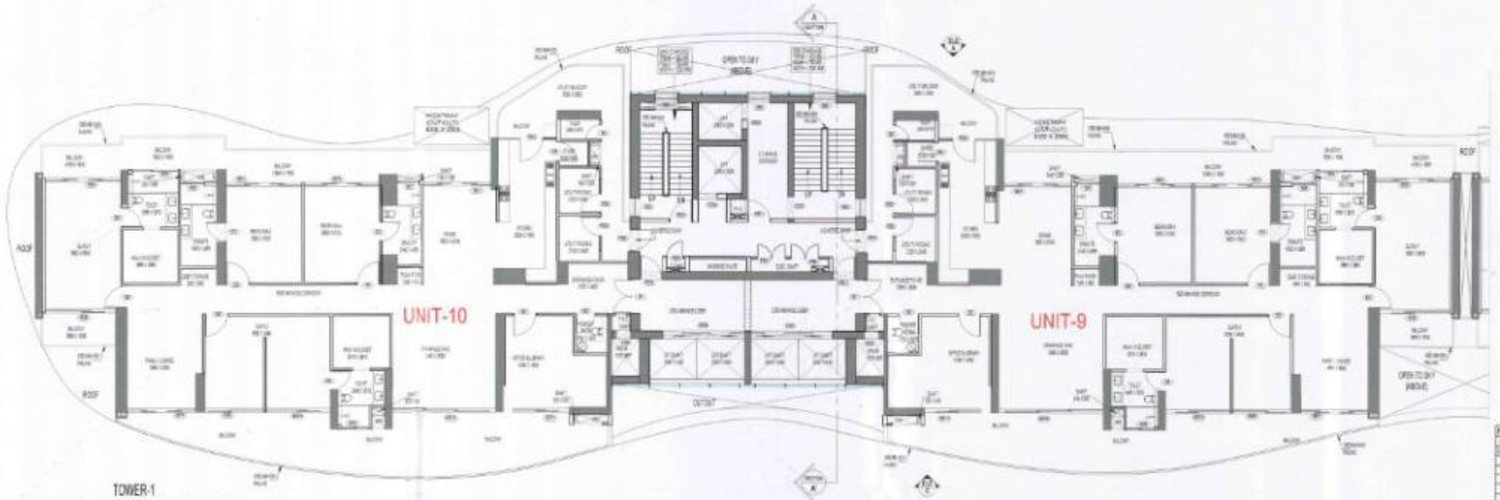

TOWER-1
16 TH FLOOR PLAN (LVL.+ 64650 MM)

AREA LEGENDS:-

- F.A.R AREA
- 15 % SERVICES F.A.R AREA
- NON F.A.R AREA
- COUNTED IN 1/4 F.A.R AREA

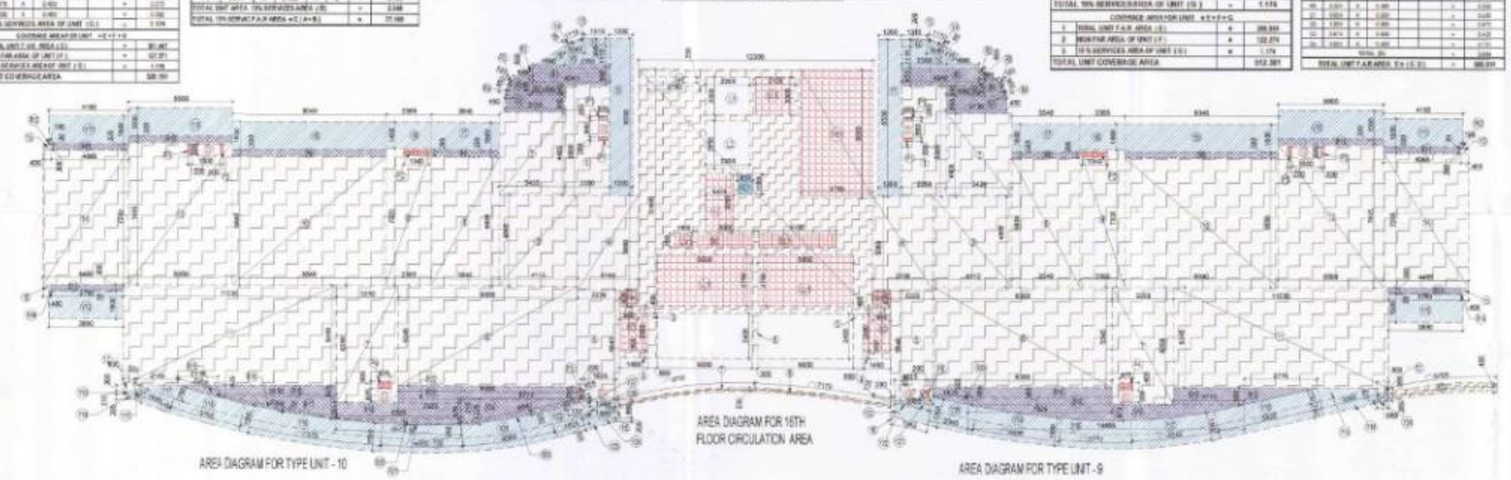

KEY PLAN

NOTES:-

1. The Dimensions, Area statements, etc. in the drawings has been checked & verified by architect and on site.
2. Owner shall be responsible / liable for any change in the dimensions [illegible] contractor.
3. [illegible]

Town Planner Signature

Architect's Signature

RAINA DORA
Architect
CA No 81/6645

ARCHITECTS
Confluence

Owner
JAYPEE INFRATECH LTD.

Drawing Title
16TH FLOOR PLAN & AREA CALCULATION
TOWER-1

Job Title **PROPOSED GROUP HOUSING FOR BOOMERANG RESIDENCES (POCKET B-8) JAYPEE GREENS, SECTOR 128, NOIDA , (U.P.)**

Scale	Job No.	
NTS		
Date	Drawing No.	
22-11-2022	S-23	
Draft by	Checked by	Revision No.
ABOHESH JHA	BALRAJ SINGH	

NOIDA AUTHORITY:

Associate Architect	Architect	Chief Architect

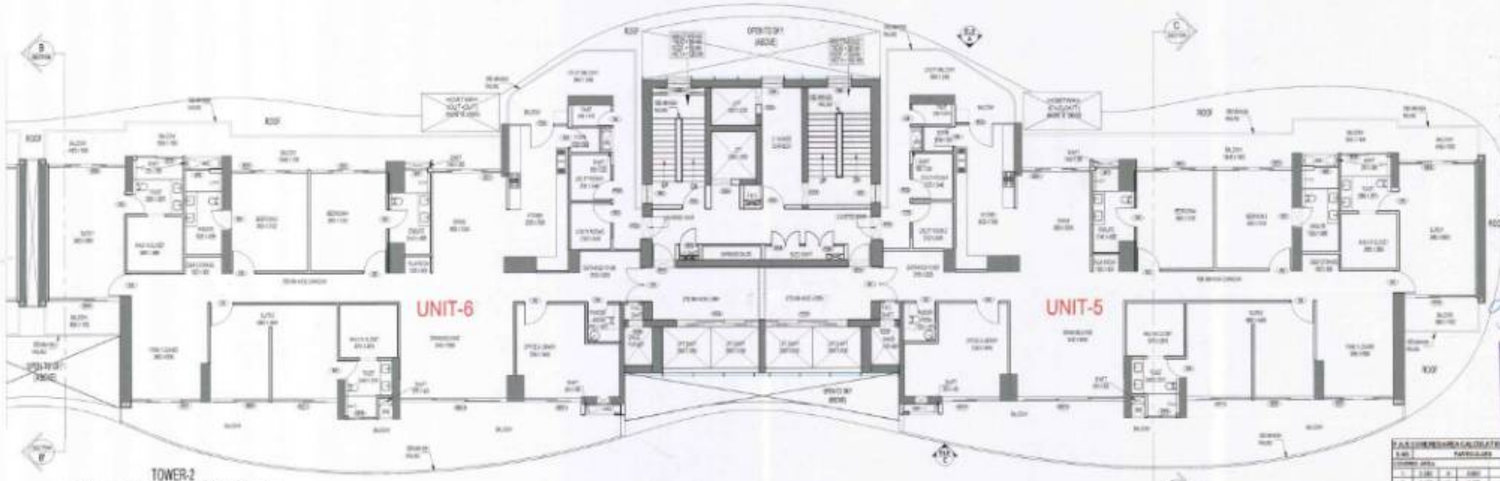

TOWER-2
16 TH FLOOR PLAN (LVL.+ 64650 MM)

AREA LEGENDS:-

- F.A.R AREA
- 15 % SERVICES F.A.R AREA
- NON F.A.R AREA
- COUNTED IN 1/4 F.A.R AREA

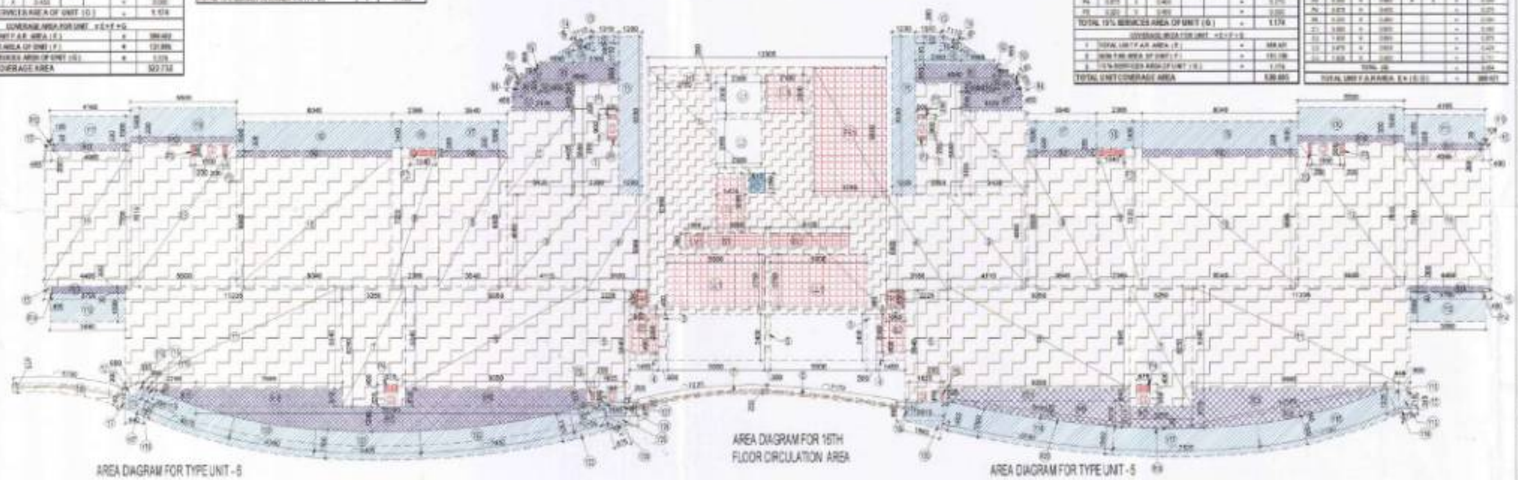

AREA DIAGRAM FOR TYPE UNIT - 6

AREA DIAGRAM FOR 16TH FLOOR CIRCULATION AREA

AREA DIAGRAM FOR TYPE UNIT - 5

KEY PLAN

AREA LAYOUT

NOTE -

1. The Distribution Area statements shown in the drawings has been checked & verified by architect and owner.
2. Architect shall be responsible / liable for any change in distribution of area statement
3. All dimension are in mm.

Owners Signature

Town Planner Signature

Architect's Signature

RAINA DORA
Architect
CA No 81/6645

ARCHITECTS

Confluence

Owner

JAYPEE INFRATECH LTD.

Drawing Title

16TH FLOOR PLAN & AREA CALCULATION
TOWER- 2

Job Title **PROPOSED GROUP HOUSING FOR BOOMERANG RESIDENCES (POCKET B-8) JAYPEE GREENS, SECTOR 128, NOIDA , (U.P.)**

Scale	Job No.	
NTS		
Date	Drawing No.	
22-11-2022	S-24	
Dealt by	Checked by	Revision No.
ABDHESH JHA	BALRAJ SINGH	

NOIDA AUTHORITY:

Associate Architect	Architect	Chief Architect

REFUGE FLOOR PLAN
(AT 23RD,24TH ,32ND & 33RD FLOOR LVL.)
TOWER-1 & 2

REFUGE AREA REQUIRED :-
- 1% OF (GRT BLDG. FLATS) X 0.5 = 0.005 X 0.5
- 7.5 X 0.005 = 0.0375 (as above)
- 0.375 X 2M = 0.75 SQMT

REFUGE AREA PROVIDED :-
- 12.305 X 1.2 X 5 = 0.00 SQMT

S.NO.	CODE	DESCRIPTION	LENGTH	HEIGHT	SILL LVL.
1	D1	FLUSH DOOR	1000	2700	-
2	D1	FLUSH DOOR	1000	2700	-
3	D1	FLUSH DOOR	1000	2700	-

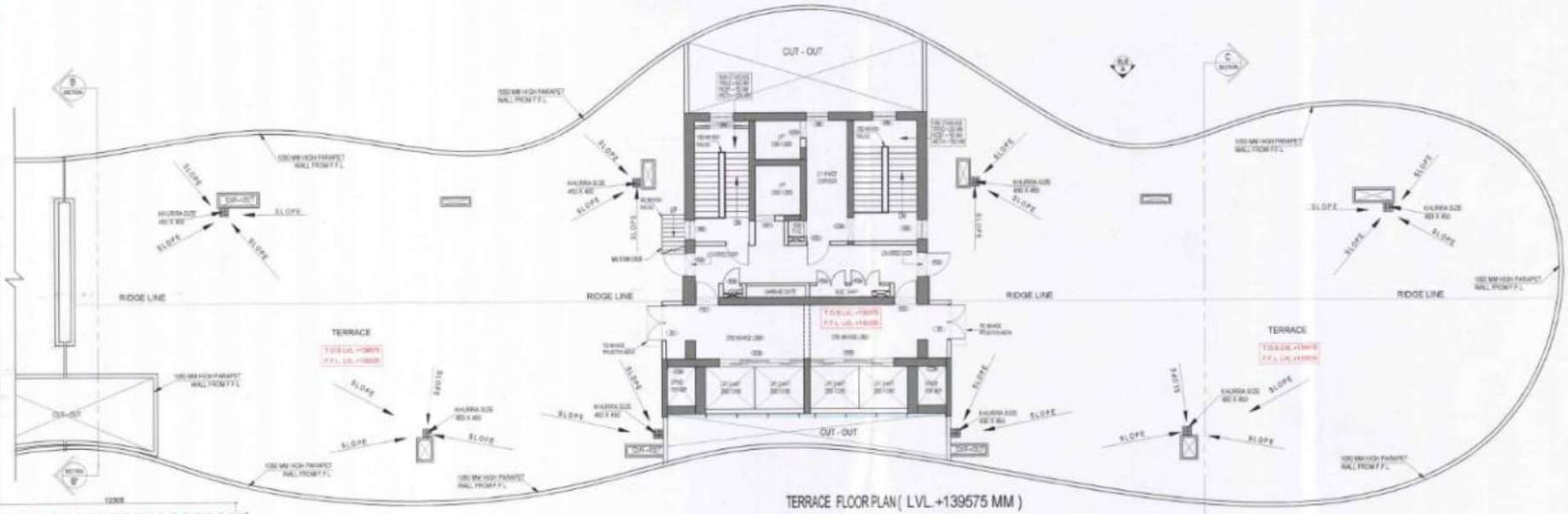

TERRACE FLOOR PLAN (LVL.+139575 MM)
TOWER-1 & 2



AREA DIAGRAM FOR TERRACE STAIRCASE & LIFT LOBBY CIRCULATION

S.NO.	CODE	DESCRIPTION	LENGTH	HEIGHT	SILL LVL
1	F01	FLUSH DOOR	1000	2100	-
2	F02	FIRE DOOR	1000	2400	-
3	F03	FIRE DOOR	1000	2400	-
4	F23	FIRE DOOR	2100	2400	-
5	F24	FIRE DOOR	1500	2400	-
6	F25	FIRE DOOR	900	2400	-
7	F26	FIRE DOOR	2000	2400	-
8	C01	SHEAR WALL D.P.D.O.F	1200	2400	-
9	C02	SHEAR WALL D.P.D.O.F	1470	2400	-
10	C03	SHEAR WALL D.P.D.O.F	1400	2400	-
11	C04	SHEAR WALL D.P.D.O.F	1470	2400	-
12	C05	SHEAR WALL D.P.D.O.F	600	600	-1200
13	W1	WINDOW	1200	2400	-1200
14	W2	WINDOW	1150	2400	-1200

AREA CALCULATION TOWARDS 15 % SERVICES AREA AT TERRACE FLOOR							
S.NO.	PARTICULARS						AREA (SQMT)
TERRACE LIFT LOBBY AREA & STAIRCASE							
1	12.305	X	9.645			=	118.682
2	14.699	X	5.750			=	84.468
TOTAL (A)						=	203.149
AREA SUBTRACTION							
OPEN AREA							
C1	2.300	X	2.000			=	4.600
C2	2.300	X	2.550			=	5.865
C3	5.900	X	2.400	X	2	=	24.000
TOTAL (B)						=	34.465
TOTAL TERRACE LIFT LOBBY AREA & STAIRCASE =(A-B)						=	168.684

AREA CALCULATION TOWARDS 15 % SERVICES AREA AT TERRACE LVL.							
S.NO.	PARTICULARS						AREA (SQMT)
OVER HEAD TANK & MACHINE ROOM							
1	10.505	X	5.600			=	58.828
2	6.030	X	3.250			=	19.663
TOTAL OVER HEAD TANK & MACHINE ROOM						=	78.491

AREA LEGENDS:-

15 % SERVICES F.A.R. AREA



AREA DIAGRAM OVERHEAD.WATER TANK

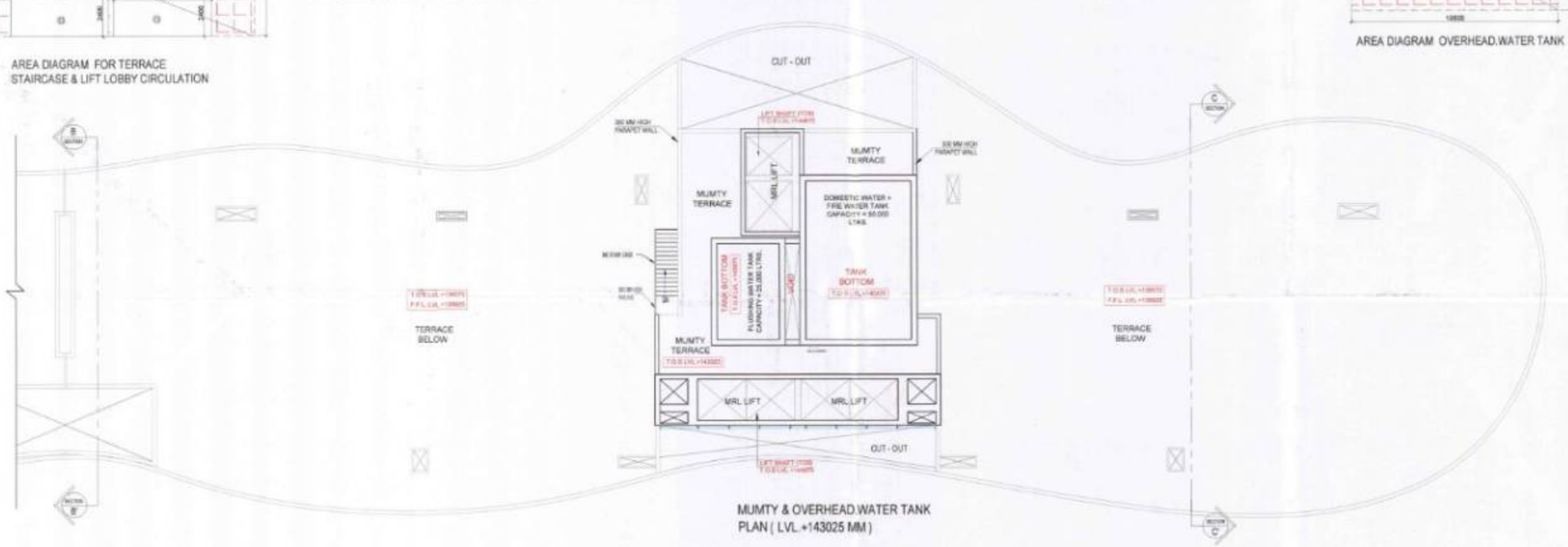

MUMTY & OVERHEAD WATER TANK PLAN (LVL.+143025 MM)

KEY PLAN

AREA LAYOUT

NOTE

1. The Dimensions/ Area statements shown in the drawings has been checked & verified by architect and owner.
2. Owner shall be responsible / liable for any change in the dimensions/ area statement.
3. All units in Square & dimension are in mm.

Owners' Signature

For Jaypee Infratech Limited

Authorised Signatory

Town Planner Signature

Architect's Signature

RAINA DORA
Architect
CA No 81/6845

ARCHITECTS

Confluence

Owner

JAYPEE INFRATECH LTD.

Drawing Title TERRACE & WATER TANK LVL PLAN
TOWER-1 & 2

Job Title **PROPOSED GROUP HOUSING FOR BOOMERANG RESIDENCES (POCKET B-8) JAYPEE GREENS, SECTOR 128, NOIDA , (U.P.)**

Scale	Job No.	
NTS	S-26	
Date 22-11-2022	Drawing No.	
Dealt by	Checked by	Revision No.
ABDHESH JHA	BALRAJ SINGH	

NOIDA AUTHORITY

Associate Architect	Architect	Chief Architect


WATER TANK IN ELEVATION
MUMTY IN ELEVATION
1050 MM HIGH RCC PARAPET WALL
RAILING
REFUGE
GLAZING
ELEVATION-A
RAINA DUTTA
Architect
CA No 81/6645
JAYPEE INFRATECH LTD.
ELEVATION-A
TOWER-1 & 2

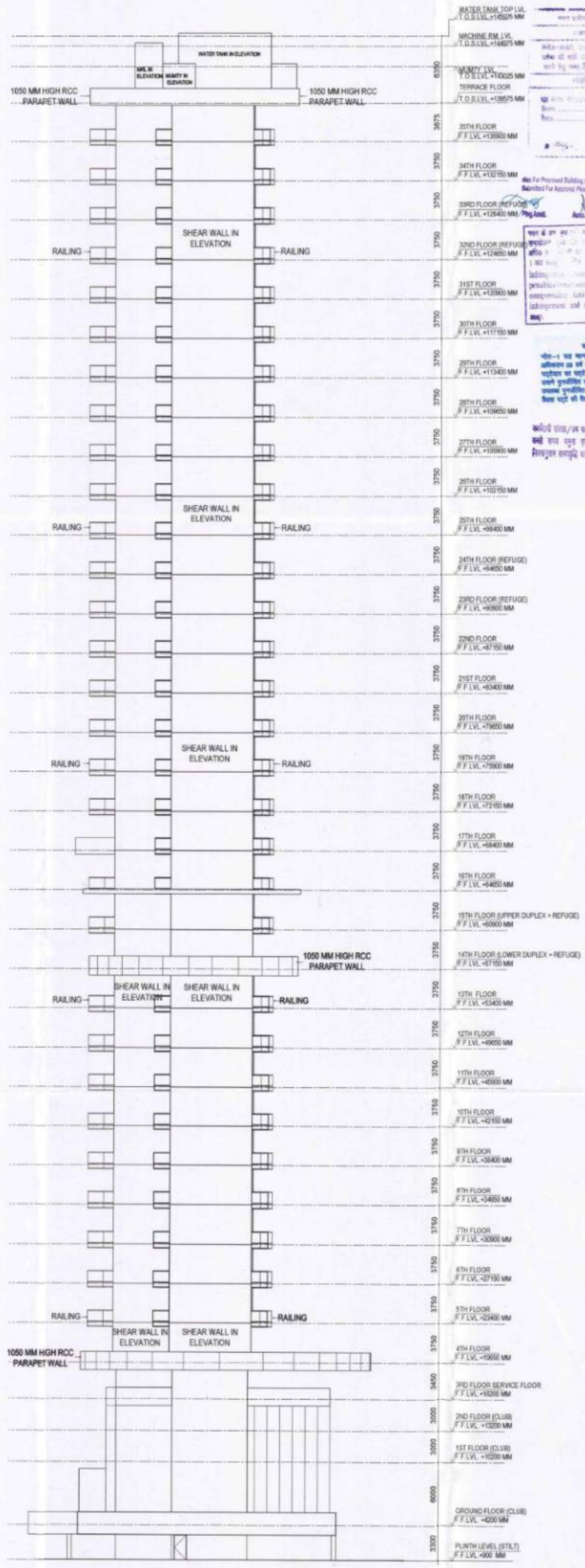

ELEVATION-B

KEY PLAN

AREA LAYOUT

NOTE :-

1. The Dimensions/ Area statements shown in the drawings has been checked & verified by architect and owner
2. Owner shall be responsible / liable for any change in the dimensions / area statement.
3. [illegible] area & dimension are in mm.

Owner Signature

For Jaypee Infratech Limited

Authorised Signatory

Town Planner Signature

Architect's Signature

RAINA DORA
Architect
CA No. B1/6645

ARCHITECTS

Confluence

Owner

JAYPEE INFRATECH LTD.

Drawing Title

ELEVATION-B
TOWER-1 & 2

Job Title

PROPOSED GROUP HOUSING FOR BOOMERANG RESIDENCES (POCKET B-8) JAYPEE GREENS, SECTOR 128, NOIDA , (U.P.)

Scale	Job No.
NTS	
Date	Drawing No.
22-11-2022	S-28

Drawn by	Checked by	Revision No.
ABDHESH JHA	BALRAJ SINGH	

NOIDA AUTHORITY:

Associate Architect	Architect	Chief Architect

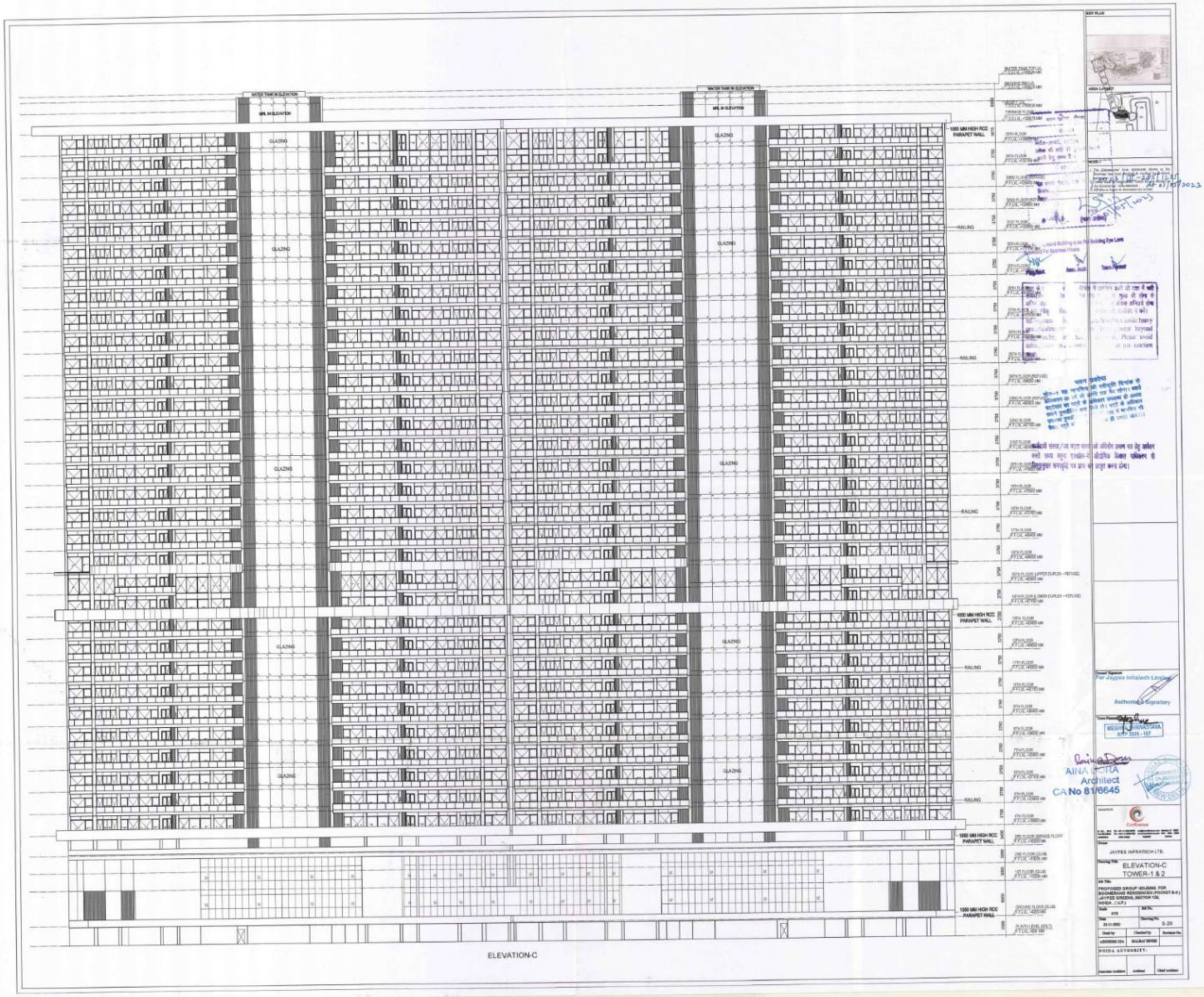
WATER TANK IN ELEVATION
MR. IN ELEVATION
GLAZING
1050 MM HIGH RCC PARAPET WALL
RAILING
KEY PLAN
AREA LAYOUT
NOTE
For Jaypee Infratech Limited
Authorised Signatory
MEGHA SRIVASTAVA
AIPP 2011 - 167
AINA LOTRA
Architect
CA No 81/6645
JAYPEE INFRATECH LTD.
ELEVATION-C
TOWER-1 & 2
PROPOSED GROUP HOUSING FOR BOOMERANG RESIDENCES (POCKET B-1) JAYPEE GREENS, SECTOR 128, NOIDA (U.P.)
S-29
NOIDA AUTHORITY
ELEVATION-C



KEY PLAN

AREA LAYOUT

NOTE :-

1. Area statements shown in the drawings has been checked & verified by architect and owner.
2. Owner shall be responsible / liable for any change in the dimensions/specifications.
3. All units in Sqfeet & dimensions are in mm.

For Proposed Building Approved By Authority Plan

Prog. Asstt. | Asstt. Arch | Town Planner

भवन प्रस्तोता

नोट-1 भवन मानचित्र की स्वीकृति विनियम के अधिकतम 05 वर्ष की अवधि तक वैध रहेगा। भवन पटटेदार का पट्टे के अधिकार प्रपत्र की अवधि उसके पुनर्नवीनीकरण तक वैध होगी। पट्टे के अधिकार प्रपत्र पुनर्नवीनीकरण न होने की दशा में मानचित्र की वैधता पट्टे की वैधता तिथि तक ही मानी जायेगी।

आवंटी संस्था/व्यक्ति पट्टे के अधिकार प्रपत्र के लिये आवेदन के समय मुख्य प्रशासक-ने प्राधिकरण जिला परिसर में निम्नलिखित कागजात का प्रस्तुत करना होगा।

Owners' Signature

For Jaypee Infratech Limited

Authorised Signatory

Town Planner Signature

NEEDHA SRIVASTAVA
A/TP 2015 - 167

Architect's Signature

RAINA DORA
CA No 6[illegible]045

ARCHITECT
Confluence

Owner
JAYPEE INFRATECH LTD.

Drawing Title
TOWER-1 & 2
SECTION AT A-A

Job Title
PROPOSED GROUP HOUSING FOR BOOMERANG RESIDENCES (POCKET B-8) JAYPEE GREENS, SECTOR 128, NOIDA , (U.P.)

Scale	Job No.	
NTS		
Date: 22-11-2022	Drawing No. S-30	
Drawn by: ABHISHEK RA	Checked by: BALRAJ SINGH	Revision No.

NOIDA AUTHORITY:

Associate Architect	Architect	Chief Architect



KEY PLAN

AREA LAYOUT

NOTE -:

Owners' Signature

For Jaypee Infratech Limited

Authorised Signatory

Town Planner Signature

Architect Signature

ARCHITECTS

Confluence

Owner

JAYPEE INFRATECH LTD.

Drawing Title

TOWER-1 & 2
SECTION AT B-B

Job Title

PROPOSED GROUP HOUSING FOR BOOMERANG RESIDENCES (POCKET B-6) JAYPEE GREENS, SECTOR 128, NOIDA , (U.P.)

Scale	Job No.	
NTS		
Date	Drawing No.	
22-11-2022	S-31	
Drawn by	Checked by	Revision No.
ABDHESH JHA	BALRAJ SINGH	

NOIDA AUTHORITY:

Associate Architect	Architect	Chief Architect



KEY PLAN

AREA LAYOUT

NOTE:

1. The Dimensions/ Area statements shown in the drawings has been checked & verified by architect and owner.
2. Owner/ Architect is responsible / liable for any change in the dimensions / area statement.
3. All area in Sqmtr.& dimension are in mm.

Plan For Proposed Building is As Per Submitted For Approval Plans.

Proj.Arch. Asso.Arch. Town Planner

भवन प्रस्ताव

नोट–1 यह मानचित्र की स्वीकृति दिनांक से अधिकतम 05 वर्ष की अवधि तक वैध होगा। यदि भूखण्ड का भूखंड के अधिकार उपलब्ध हो अथवा उसके पुनर्वितरित कर दिये हो। भूखंड के अधिकार उपलब्ध पुनर्वितरित न होने की दशा में मानचित्र की वैधता भूखंड की वैधता तिथि तक ही समझी जायेगी।

Owners' Signature

For Jaypee Infratech Limited

Authorised Signatory

Town Planner Signature

Architect Signature

RAINA DORA
Architect
CA No 81/6645

ARCHITECTS

Confluence

Owner

JAYPEE INFRATECH LTD.

Drawing Title

TOWER-1 & 2
SECTION AT-C-C

Job Title

PROPOSED GROUP HOUSING FOR BOOMERANG RESIDENCES (POCKET B-8) JAYPEE GREENS, SECTOR 128, NOIDA , (U.P.)

Scale	Job No.	
NTS		
Date 22-11-2022	Drawing No. S-32	
Dealt by	Checked by	Revision No.
ABHEESH JHA	BALRAJ SINGH	

NOIDA AUTHORITY:

Associate Architect	Architect	Chief Architect

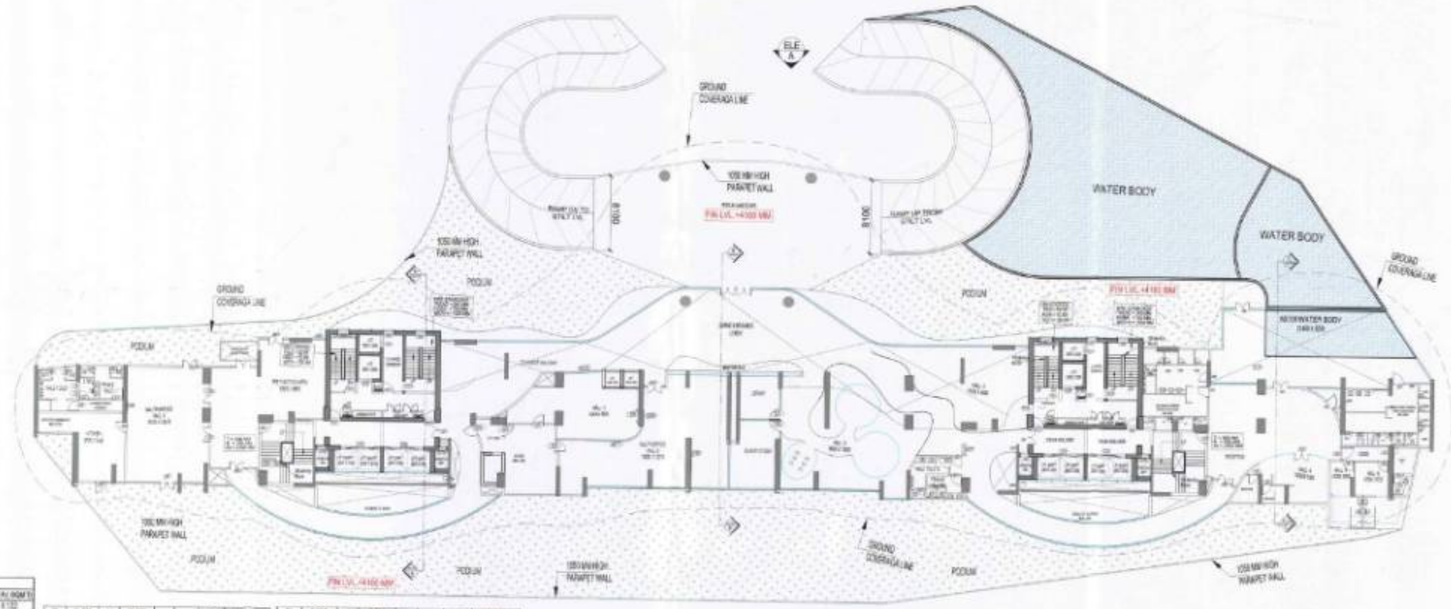

AREA LEGENDS:-

AREA FOR GROUND COV. USE ONLY

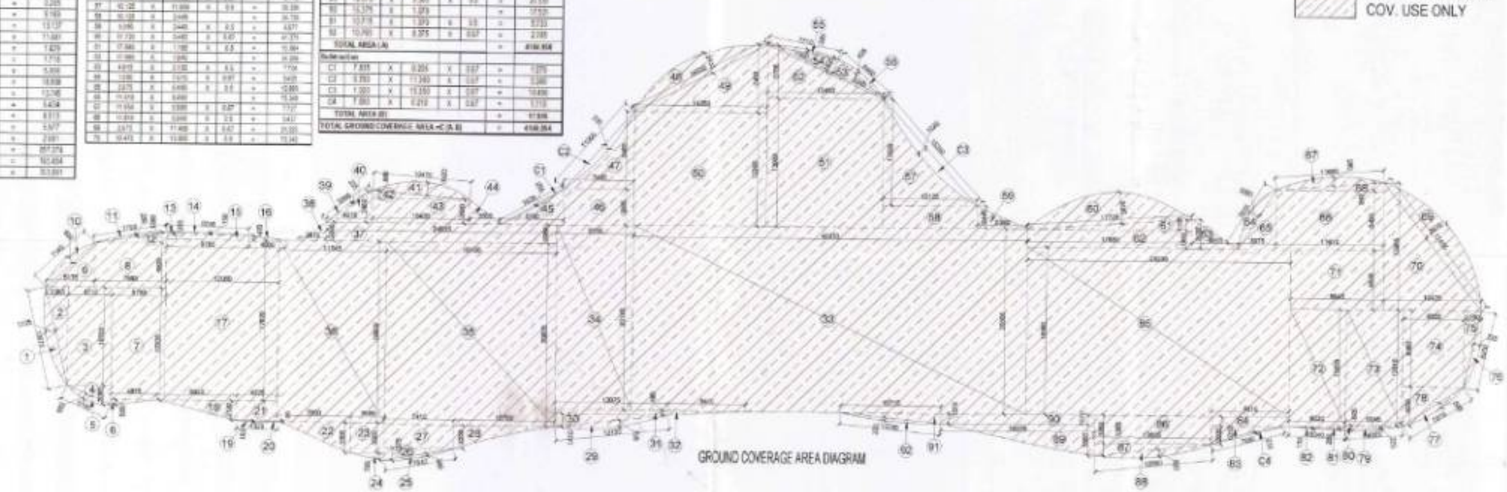

GROUND COVERAGE AREA DIAGRAM

KEY PLAN

NOTE:

1. The dimensions/ Area statements shown in the drawings has been checked & verified by architect and owner.
2. Owner shall be responsible / liable for any change in the dimensions / area statement.
3. All and [illegible] dimensions are in mm.

For Jaypee Infratech Limited

Town Planner Signature

Architect's Signature

RAINA DORA
Architect
CA No 81/6645

ARCHITECTS

Confluence

Owner

JAYPEE INFRATECH LTD.

Drawing Title

GROUND COVERAGE PLAN & AREA CALCULATION
TOWER - 1 & 2

Job Title **PROPOSED GROUP HOUSING FOR BOOMERANG RESIDENCES (POCKET B-8) JAYPEE GREENS, SECTOR 128, NOIDA , (U.P.)**

Scale	Job No.	
NTS		
Date	Drawing No.	
22-11-2022		S-33
Drawn by	Checked by	Revision No.
ABHIRESH JHA	BALRAJ SINGH	

NOIDA AUTHORITY:

Associate Architect	Architect	Chief Architect

121	20.016	X	0.330	X	0.5	=	3.302
122	0.256	X	51.370	X	0.5	=	7.577
123	0.535	X	51.370			=	27.483
124	0.629	X	3.220	X	0.5	=	1.329
125	1.555	X	2.915	X	0.5	=	2.262
126	59.200	X	0.675	X	0.5	=	19.963
127	74.540	X	2.340			=	174.404
128	10.600	X	7.505	X	0.5	=	42.147
129	7.550	X	10.070	X	0.5	=	37.973
TOTAL AREA = (A)						=	9621.567
Subtraction							
A	11.770	X	0.600	X	0.67	=	4.706
B	17.635	X	1.890	X	0.67	=	22.384
C	15.350	X	1.200	X	0.67	=	14.256
D	16.580	X	1.400	X	0.67	=	15.508
E	5.425	X	0.375	X	0.67	=	1.356
F	10.315	X	0.915	X	0.67	=	6.324
G	10.240	X	1.190	X	0.67	=	8.096
H	8.720	X	0.565	X	0.67	=	3.301
J	10.125	X	1.675	X	0.67	=	11.363
K	5.460	X	0.425	X	0.67	=	1.557
L	4.100	X	18.950	X	0.67	=	52.088
M	4.740	X	25.365	X	0.67	=	80.518
N	0.450	X	5.150	X	0.67	=	2.768
F	3.660	X	21.350	X	0.67	=	52.420
R	1.31	X	13.275	X	0.67	=	11.681
S	5.365	X	0.290	X	0.67	=	1.042
U	4.56	X	0.150	X	0.67	=	0.550
V	5.505	X	0.300	X	0.67	=	1.107
TOTAL AREA (B)						=	292.590
TOTAL GREEN AREA C = (A-B)						=	9328.977

LANDSCAPE AREA CALCULATION				
TOTAL POCKET AREA			16642.260	SQMT
TOTAL PROPOSED DEVELOPMENT AREA			11880.44	SQMT
GROUND COVERAGE =			4176.555	SQMT
OPEN AREA =	PLOT AREA - PROPOSED GROUND COVERAGE			SQMT
=	11880.440 -		4176.555	
=			7703.885	SQMT
MINIMUM LANDSCAPE AREA REQUIRED =	26 %	0.26 x	OF OPEN AREA 7703.885	SQMT
=			1525.971	SQMT
PROPOSED LANDSCAPE AREA =			9328.977	SQMT

121	11.100	X	3.105	X	0.5	=	17.203
122	0.510	X	0.220			=	1.212
123	4.580	X	2.515	X	0.5	=	5.759
124	0.630	X	2.515			=	2.172
125	0.255	X	2.946	X	0.5	=	0.360
126	0.350	X	0.640	X	0.5	=	2.202
127	0.224	X	7.540	X	0.5	=	0.773
128	1.375	X	9.150			=	67.474
129	15.485	X	1.630	X	0.5	=	12.609
110	1.060	X	1.630	X	0.5	=	0.863
111	6.290	X	15.135	X	0.5	=	52.735
112	10.155	X	2.445			=	92.164
113	5.565	X	0.500	X	0.5	=	1.391
114	7.500	X	4.510	X	0.5	=	17.115
115	1.005	X	67.460	X	0.5	=	56.177
116	2.125	X	67.460			=	143.395
117	1.950	X	3.405	X	0.5	=	2.829
118	17.205	X	2.130	X	0.67	=	24.337
119	4.395	X	1.215	X	0.5	=	2.670
120	12.850	X	2.185			=	28.077
121	0.220	X	1.750	X	0.5	=	4.958
122	2.095	X	3.695	X	0.5	=	5.302
123	24.850	X	4.555			=	113.525
124	24.850	X	0.105	X	0.5	=	1.305
125	16.055	X	10.115			=	162.395
126	60.555	X	4.245			=	384.691
127	60.555	X	0.295	X	0.5	=	14.931
128	0.435	X	4.225	X	0.5	=	0.919
129	26.615	X	0.175	X	0.5	=	1.864
130	26.615	X	4.225			=	87.088

96	1.020	X	1.705	X	0.5	=	1.093
97	0.405	X	2.360	X	0.67	=	0.799
98	0.875	X	1.020	X	0.5	=	0.271
99	3.435	X	1.020			=	3.504
70	3.435	X	1.020	X	0.5	=	1.750
71	3.575	X	3.210	X	0.67	=	7.743
72	7.415	X	1.620			=	12.012
73	4.305	X	3.760	X	0.5	=	8.070
74	3.445	X	3.815	X	0.5	=	6.135
75	3.360	X	3.410	X	0.5	=	5.720
76	8.675	X	3.515	X	0.67	=	20.362
77	8.360	X	2.845	X	0.5	=	12.310
78	0.905	X	3.000	X	1.67	=	2.543
79	1.800	X	2.275			=	4.095
80	2.445	X	5.040	X	0.5	=	11.051
81	0.220	X	15.750			=	3.528
82	2.070	X	13.750	X	0.5	=	14.231
83	0.550	X	1.250			=	1.375
84	5.500	X	3.000	X	0.5	=	10.365
85	2.290	X	1.430	X	0.5	=	2.893
85A	0.905	X	35.300	X	0.5	=	8.930
86	25.415	X	4.015	X	0.67	=	68.368
87	7.175	X	1.360	X	0.5	=	15.150
88	6.935	X	13.440			=	76.798
89	7.175	X	1.365			=	9.792
90	12.895	X	1.590	X	0.5	=	10.188
91	13.105	X	15.855	X	0.5	=	110.442
92	10.995	X	27.925			=	305.918
93	3.080	X	34.015	X	0.5	=	52.363
94	6.060	X	12.275	X	0.5	=	38.094
95	5.505	X	1.520	X	0.67	=	5.643
96	2.330	X	1.050	X	0.5	=	1.223
97	16.005	X	1.350			=	21.607
98	6.480	X	71.555	X	0.5	=	231.871
99	11.100	X	71.555			=	794.372
100	0.755	X	74.670	X	0.5	=	28.188

AREA CALCULATION FOR GREEN AREA

1	3.675	X	0.415		0.5	=	0.763
2	6.140	X	0.415			=	2.549
3	7.605	X	1.215	X	0.5	=	4.761
4	5.275	X	2.550	X	0.5	=	3.474
5	10.661	X	1.575	X	0.5	=	8.382
6	10.661	X	1.575			=	16.789
7	27.302	X	2.545			=	69.546
8	12.340	X	3.145	X	0.5	=	17.938
9	16.320	X	7.230	X	0.5	=	59.948
10	9.230	X	3.815			=	35.197
11	1.140	X	11.195	X	0.5	=	6.384
12	2.130	X	10.230	X	0.5	=	10.901
13	5.290	X	1.375	X	0.5	=	3.644
14	21.202	X	9.150			=	193.973
15	3.690	X	11.030			=	40.672
16	20.610	X	3.680			=	75.845
17	16.462	X	3.180	X	0.5	=	26.138
18	16.460	X	5.730	X	0.5	=	47.159
19	7.500	X	11.030			=	82.725
20	5.730	X	11.030	X	0.5	=	31.616
21	3.175	X	9.420			=	29.894
22	3.940	X	4.420	X	0.5	=	8.701
23	3.920	X	2.915			=	11.427
24	3.920	X	3.915	X	0.5	=	7.663
25	5.910	X	1.180	X	0.67	=	4.661
26	4.100	X	3.690	X	0.5	=	7.558
27	3.140	X	3.690	X	0.5	=	5.791
28	16.310	X	1.915			=	31.236
29	23.750	X	2.290	X	0.5	=	54.391
30	16.310	X	2.840	X	0.5	=	23.136
31	3.440	X	3.690	X	0.5	=	6.342
32	4.340	X	1.315			=	5.708
33	7.100	X	1.100	X	0.5	=	3.905
34	3.140	X	1.100	X	0.5	=	1.727
35	3.915	X	1.200	X	0.5	=	2.349
36	14.600	X	3.140			=	45.844
37	3.440	X	1.575	X	0.5	=	2.715
38	4.690	X	2.315	X	0.67	=	7.261
39	4.140	X	1.605	X	0.5	=	3.324
40	4.540	X	2.205			=	10.012
41	16.175	X	16.000	X	0.5	=	129.400
42	10.520	X	20.000	X	0.5	=	105.200
43	10.520	X	1.730			=	18.196
44	4.540	X	3.730			=	16.934
45	3.690	X	5.940			=	10.948
46	4.330	X	1.575	X	0.5	=	3.414
47	4.690	X	3.580	X	0.67	=	5.611
48	4.540	X	1.330	X	0.5	=	3.021
49	3.675	X	5.590	X	0.5	=	10.268
50	7.590	X	5.590	X	0.5	=	21.218
51	3.675	X	3.590	X	0.5	=	6.595
52	7.590	X	3.590	X	0.5	=	13.618
53	8.510	X	3.590			=	30.553
54	8.510	X	1.330	X	0.5	=	5.658
55	3.030	X	3.830	X	0.5	=	5.800
56	6.040	X	5.510			=	33.270
57	4.930	X	3.590			=	17.698
58	3.930	X	1.890	X	0.5	=	3.715
59	5.710	X	2.740	X	0.67	=	10.480
60	12.610	X	1.690	X	0.5	=	10.651
61	5.730	X	1.230	X	0.5	=	3.530
62	3.230	X	1.230			=	3.973
63	6.440	X	7.325			=	47.153
64	2.130	X	3.030			=	6.451
65	1.930	X	1.230			=	2.373

KEY PLAN

1. The Dimensions/ Area statements shown in the drawings has been checked & verified by architect
2. All dimensions are in mm.

Town Planner Signature

Architect's Signature

RAINA DORA
Architect
CA No 81/6645

ARCHITECTS

Confluence

Owner

JAYPEE INFRATECH LTD.

Drawing Title

GREEN AREA CALCULATION

Job Title PROPOSED GROUP HOUSING FOR BOOMERANG RESIDENCES (POCKET B-8) JAYPEE GREENS, SECTOR 128, NOIDA , (U.P.)

Scale: NTS	Job No.	
Date: 22-11-2022	Drawing No. S-34	
Dealt by: ABDHESH JHA	Checked by: BALRAJ SINGH	Revision No.

NOIDA AUTHORITY

Associate Architect	Architect	Chief Architect