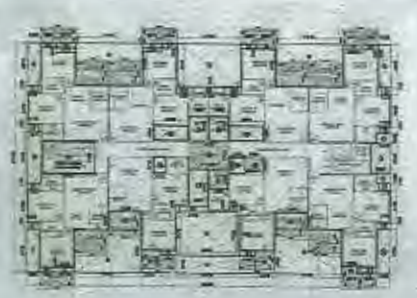

Typical floor FAR = 584.39 sqm, Total Block FAR = 18118.00 sqm
(1st to 32nd Floor)

BLOCK-A & BLOCK-B PLAN



Typical floor FAR = 968.68 sqm, Total Block FAR = 29940.20 sqm
(1st to 32nd Floor)

BLOCK-C & BLOCK-D PLAN



Typical floor FAR = 625.13 sqm, Total Block FAR = 19382.28 sqm
(1st to 32nd Floor)

BLOCK-E & BLOCK-F PLAN

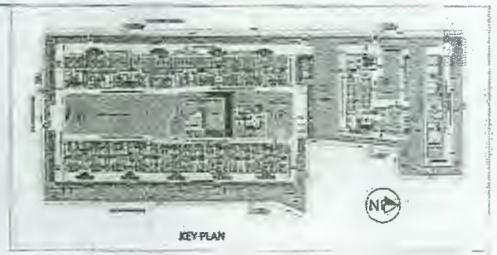

KEY PLAN

All area in sqm.

FAR DETAILS OF E W S / L I G HOUSING				
DETAILS	PROPOSED		PERMISSIBLE *	
	Dus.	AREA	Dus.	AREA
E W S / L I G	480	18924.34	480	17100.00

* E W S/L I G Permissible area: (35x225)+(41x225) = 17100.00 sqm

Typical Floor FAR = 508.05 sqm, Total Block FAR = 15087.44 sqm
(1st to 32nd Floor)

BLOCK-G & BLOCK-H PLAN

Typical Floor FAR = 508.05 sqm
(1st to 31st Floor)

BLOCK- I PLAN

32nd Floor FAR = 201.25 sqm, Total Block FAR (Block-I) = 15402.68 sqm
(32nd Floor)

BLOCK- I PLAN

Total FAR = 13057.35 sqm

SCHOOL / Educational Facilities

METER ROOM (2 Nos.)
Total FAR = 20.00 sqm

METER ROOM

Total FAR = 1944.21 sqm

COMMERCIAL

Details of Floor Area: Gaur Siddhartham- Group Housing Project

All area in sqm.

Floor	Block	FLOOR LEVEL AREA DETAILS: TYPICAL FLOOR FAR AREA: FAR (A) Net FAR (a)	FAR (A) Balcony FAR (b)	FAR (A) Total (c)	Other FAR (B) Net FAR (d)	Other FAR (B) Balcony FAR (e)	Other FAR (B) Total (f)	Total FAR (A+B) Net FAR (g)	Total FAR (A+B) Balcony FAR (h)	Total FAR (A+B) Total (i)	FAR (C) (j)	Other FAR (D) (k)	Total FAR (C+D) (l)	Dus./Floor (m)	No. of Floors * (n)	BLOCK / PROJECT LEVEL AREA DETAILS: TOWER/BLOCK/PROJECT FAR AREA: FAR (G) Net FAR (o)	FAR (G) Balcony FAR (p)	FAR (G) Total (q)	Other FAR (H) Net FAR (r)	Other FAR (H) Balcony FAR (s)	Other FAR (H) Total (t)	Total FAR (G+H) Net FAR (u)	Total FAR (G+H) Balcony FAR (v)	Total FAR (G+H) Total (w)	Total Dus. (x)
	BLOCK-A	565.00	19.47	584.47	9.92	0	9.92	574.92	19.47	594.39	125.00	125.00	0	0	30	17843.71	274.50	18118.21	247.32	0	247.32	17091.03	274.50	17365.53	270
	BLOCK-B	565.00	19.47	584.47	9.92	0	9.92	574.92	19.47	594.39	125.00	125.00	0	0	30	17843.71	274.50	18118.21	247.32	0	247.32	17091.03	274.50	17365.53	270
	BLOCK-C	934.51	33.94	968.45	9.92	0	9.92	944.43	33.94	978.37	311.01	311.01	0	11	31	29843.33	623.20	29966.53	97.02	0	97.02	29843.33	623.20	29966.53	372
	BLOCK-D	934.51	33.94	968.45	9.92	0	9.92	944.43	33.94	978.37	311.01	311.01	0	11	31	29843.33	623.20	29966.53	97.02	0	97.02	29843.33	623.20	29966.53	372
	BLOCK-E	611.32	19.45	630.77	15.97	0	15.97	627.29	19.45	646.74	192.01	192.01	0	8	31	19450.94	603.00	20053.94	175.91	0	175.91	19450.94	603.00	20053.94	248
	BLOCK-F	611.32	19.45	630.77	15.97	0	15.97	627.29	19.45	646.74	192.01	192.01	0	8	31	19450.94	603.00	20053.94	175.91	0	175.91	19450.94	603.00	20053.94	248
	BLOCK-G	494.46	13.60	508.06	9.00	0	9.00	503.46	13.60	517.06	129.64	129.64	0	8	30	15300.11	408.00	15708.11	45.50	0	45.50	15300.11	408.00	15708.11	240
	BLOCK-H	494.46	13.60	508.06	9.00	0	9.00	503.46	13.60	517.06	129.64	129.64	0	8	30	15300.11	408.00	15708.11	45.50	0	45.50	15300.11	408.00	15708.11	240
	BLOCK-I	494.46	13.60	508.06	6.00	0	6.00	497.46	13.60	511.06	128.64	128.64	0	8	31	15308.80	421.40	15730.20	60.13	0	60.13	15308.80	421.40	15730.20	248
	BLOCK-I (32nd floor)	196.84	5.00	201.84	10.13	0	10.13	206.97	5.00	211.97					1	15308.80	421.40	15730.20	60.13	0	60.13	15308.80	421.40	15730.20	248
	TOTAL COMMERCIAL AREA			1907.31			36.81			1944.21								1907.31			36.90			1944.21	
	SUBSTATION ROOM			20.00			10.00			20.00								10.00			10.00			20.00	
	GRAND TOTAL (Blocks)																	589314.34						28,82,114.09	
	SUBTRACTED AREA (FAR)			7101.08			(121.41)			(121)								4101.08			(121.41)			4101.08	
	DEDUCTED AREA (TOTAL FACILITIES)			13057.35			293.50			13057.35								13057.35			293.50			13057.35	
	GRAND TOTAL (Other Area)																	13881.94						13881.94	
																		196574.03						196574.03	2676

* NOTE: The floors marked in yellow shows that the section is at the ground floor

Details of Total Built Up Area				
S.No.	Details			
1	TOTAL FAR			
2	Fire Protection FAR			
3	TOTAL ADDITIONAL			
4	BASEMENT AREA			
5	TOTAL BUILT UP AREA			

SUBMISSION DRAWING

Details of FAR

Details of FAR

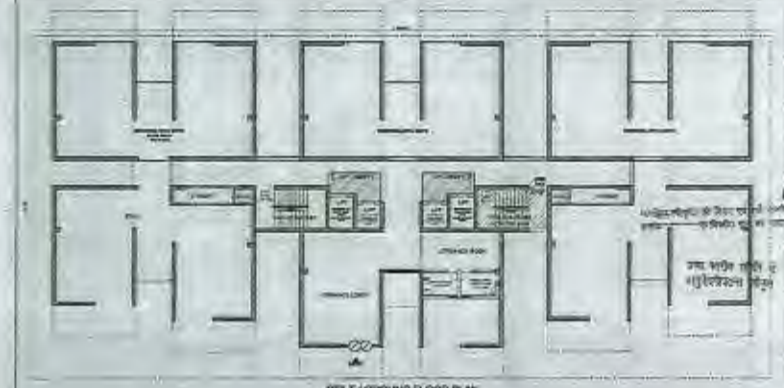

STILT / GROUND FLOOR PLAN

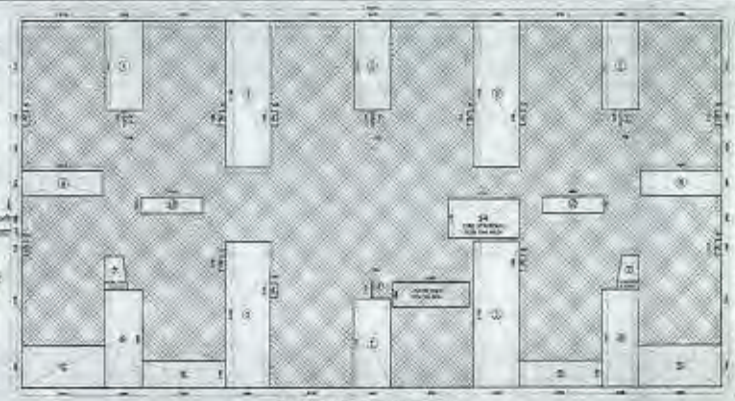

GROUND COVERAGE AREA DETAIL

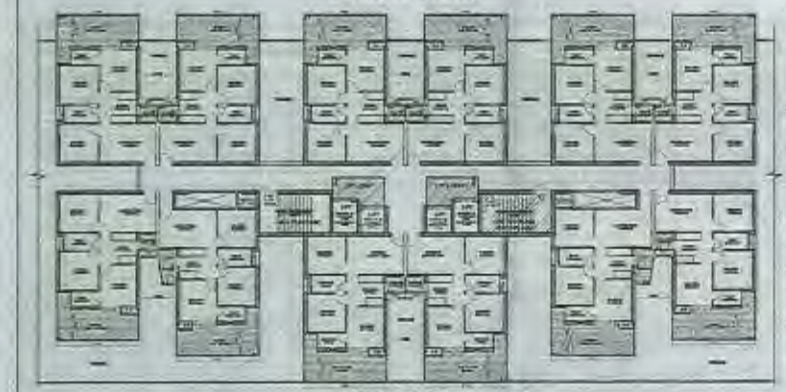

FIRST FLOOR PLAN



FIRST / TYPICAL FLOOR AREA DETAIL



TYPICAL FLOOR PLAN

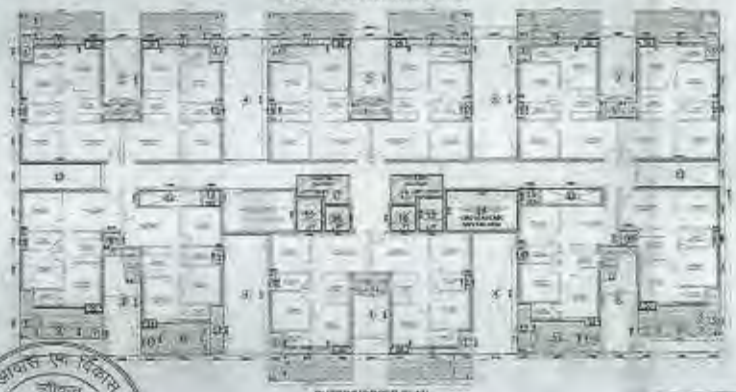

SUPERIMPOSED PLAN

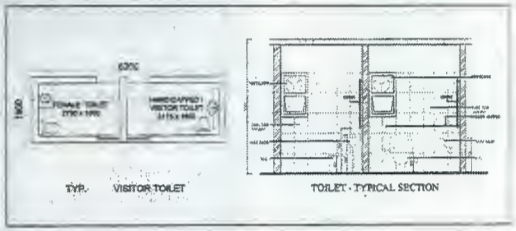

LEGEND	
	5% PRESCRIBED FAR AREA
	1500 WIDE BALCONY AREA
	EXCESS BALCONY AREA

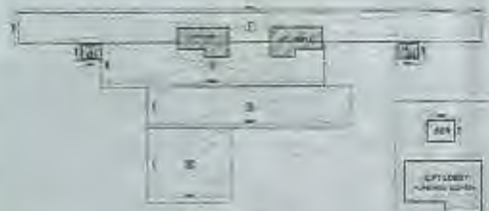

STILT LOBBY AREA DETAIL

5% PRESCRIBED AREA DETAIL

BALCONY - AREA DETAILS

TYPICAL DETAIL OF OPENINGS

No.	TYPE	SIZE	CILL	LINTEL	LOCATION
1	D1	1875x2450	-	2450	MAIN ENTRY, DRAWING ROOM
2	D2	925x2250	-	2300	BEDROOM
3	D3	775x2250	-	2300	TOILET
4	SD1	3875x2175	-	2250	BEDROOM, BALCONY
5	SD2	1525x2175	-	2250	LIVING, BALCONY
6	W1	925x1100	1150	2250	BEDROOM
7	W2	825x1100	900	2250	KITCHEN
8	V1	475x775	1475	2250	TOILET
9	V2	525x1050	600	2250	TOILET
10	FD	1500x2500	-	2500	FIRE STAIRCASE

CLIENT: [illegible]

PROJECT: [illegible]

SUBMISSION DRAWING

SCALE:

TITLE: BLOCK-D FLOOR PLANS & AREA DETAILS

OWNER'S SIGN | ARCHITECT SIGN

BLOCK-D

SD-10A

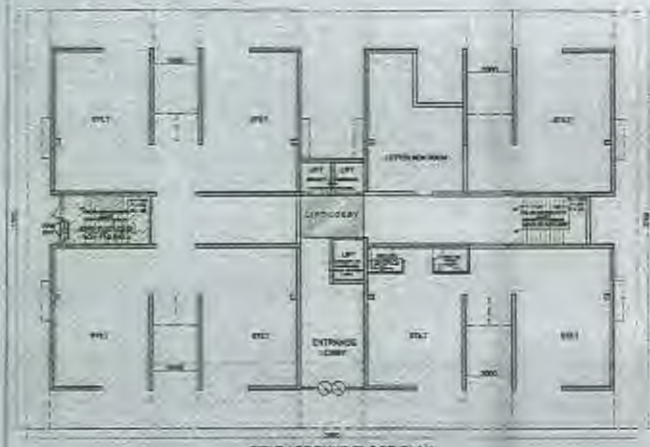

STILT / GROUND FLOOR PLAN

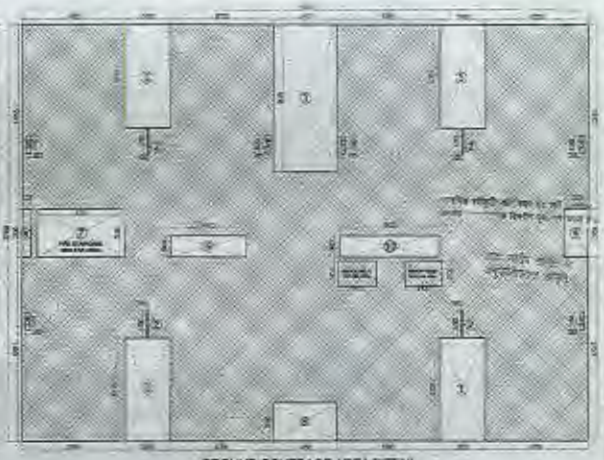

GROUND COVERAGE AREA DETAIL

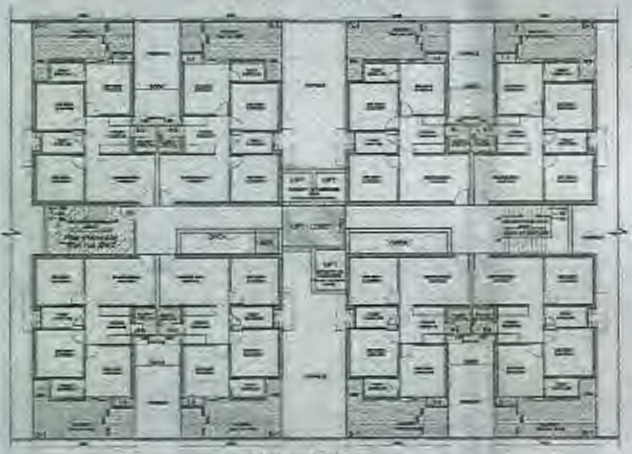

FIRST FLOOR PLAN



FIRST / TYPICAL FLOOR AREA DETAIL



TYPICAL FLOOR PLAN

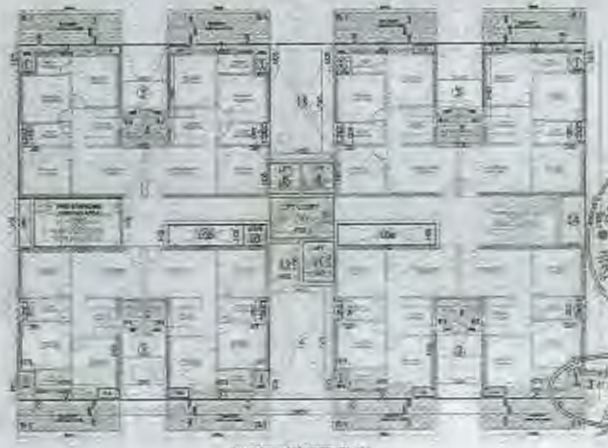

SUPERIMPOSED PLAN

BLOCK- E

GROUND COVERAGE AREA DETAIL							
TOTAL AREA			36.000	X	27.160	=	1004.76
LESS AREA							
1	4	X	2.000	X	3.750	=	30.00
2	4	X	2.100	X	4.150	=	34.77
3	1	X	2.100	X	8.550	=	17.95
4	1	X	1.100	X	4.150	=	4.56
5	1	X	2.000	X	1.100	=	2.20
6	1	X	4.000	X	4.000	=	16.00
7	1	X	4.100	X	3.100	=	12.71
8	1	X	3.000	X	3.100	=	9.30
9	1	X	4.000	X	1.400	=	5.60
10	1	X	2.400	X	1.200	=	2.88
LESS AREA						=	134.38
GROUND COVERAGE AREA = TOTAL AREA - LESS AREA							
			1002.38	-	134.38	=	869.00
					TOTAL	=	869.00
TOTAL STILT AREA							
			36.000	X	27.160	=	1004.76
LOBBY FAR AREA DETAIL							
ADD AREA							
1	1	X	3.400	X	3.800	=	12.92
2	1	X	2.200	X	3.810	=	8.38
3	1	X	11.300	X	6.800	=	76.84
4	1	X	8.100	X	3.400	=	27.54
5	1	X	4.600	X	9.900	=	45.54
					TOTAL	=	171.30
IN PRESCRIBED FAR AREA DETAIL							
LIFT LOBBY	1	X	4.100	X	3.750	=	15.37
					TOTAL	=	15.37
TOTAL LOBBY FAR AREA = TOTAL AREA - 5% PRES. AREA							
			171.30	-	15.37	=	155.93
STILT NET FAR AREA							
STILT NET FAR AREA = TOTAL STILT AREA - LOBBY FAR - 5% PRES.							
			1004.76	-	171.30	=	833.46
MUMTY, MACHINE ROOM IN PRES. FAR DETAIL							
MUMTY	1	X	6.100	X	3.610	=	22.02
M.ROOM	1	X	2.100	X	2.100	=	4.41
M.ROOM	1	X	2.100	X	3.000	=	6.30
					TOTAL	=	32.73

FIRST / TYPICAL FLOOR FAR AREA DETAIL							
TOTAL AREA			36.000	X	27.160	=	1004.76
LESS AREA							
1	8	X	1.210	X	1.100	=	10.72
2	2	X	4.200	X	2.400	=	20.16
3	4	X	4.200	X	2.400	=	40.32
4	1	X	3.000	X	2.400	=	7.20
5	1	X	2.100	X	1.100	=	2.31
6	1	X	4.100	X	1.900	=	7.79
7	1	X	8.700	X	3.000	=	26.10
8	1	X	3.000	X	1.400	=	4.20
9	1	X	4.100	X	1.400	=	5.74
10	1	X	2.400	X	1.400	=	3.36
11	1	X	4.900	X	1.400	=	6.86
12	1	X	1.100	X	2.100	=	2.31
13	1	X	1.300	X	2.700	=	3.51
14	1	X	4.100	X	2.100	=	8.61
15	1	X	1.800	X	1.900	=	3.42
16	4	X	1.400	X	0.100	=	0.56
LESS AREA						=	184.87
TOTAL FAR AREA = TOTAL AREA - LESS AREA							
			820.89	-	184.87	=	636.02
NET FAR AREA = TOTAL FAR AREA (-) 25% EXCESS BALCONY AREA							
25% OF EXCESS BALCONY AREA			50.00	X	0.25	=	12.50
			636.02	-	12.50	=	623.52
BALCONY AREA							
BALCONY AREA UP TO 1.50 M							
B-1	6	X	2.4200	X	0.850	=	12.34
B-2	6	X	1.450	X	1.700	=	14.79
0.15 TOTAL AREA						=	156.27
EXCESS BALCONY AREA (ABOVE 1.50 M)							
B-1	4	X	2.700	X	1.700	=	18.36
0.25 TOTAL AREA						=	12.24
EXCESS BALCONY @ 25% AREA (25% ADDED IN FAR)						=	48.97
TOTAL BALCONY AREA			156.27	+	48.97	=	205.24
NON FAR AREA DETAIL							
FIRE & SURCHARGE (5 Nos.)			17.40	X	3.0	=	104.40
1 SUNKEN TOILET	2	X	3.450	X	1.200	=	8.28
ROOF TOP AREA DETAIL							
TOTAL AREA (PART)						=	896.00

5% PRESCRIBED FAR	
TOTAL	155.93

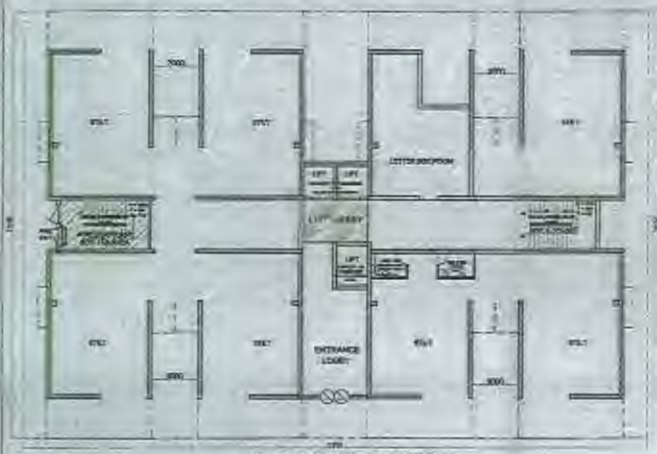

STILT / GROUND FLOOR PLAN

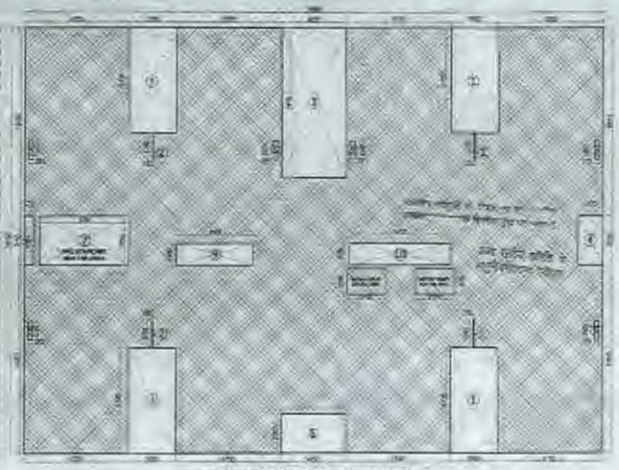

GROUND COVERAGE AREA DETAIL

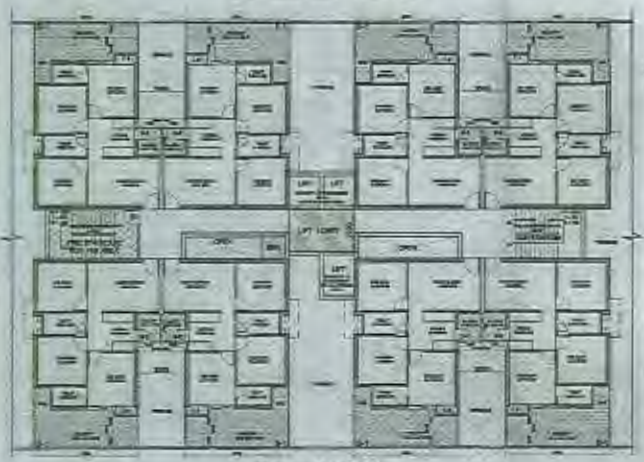

FIRST FLOOR PLAN

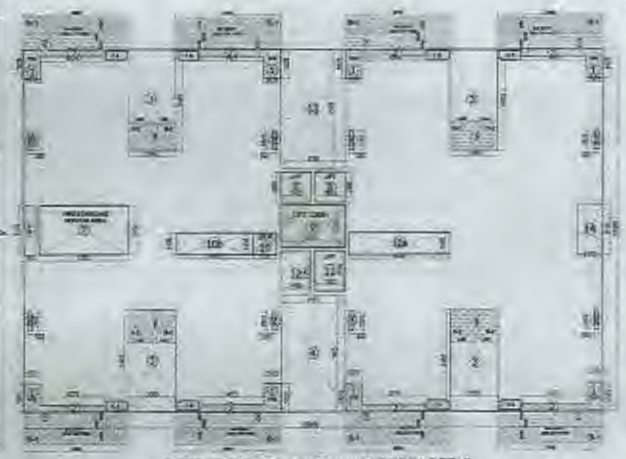

FIRST / TYPICAL(2nd to 30th) FLOOR AREA DETAIL

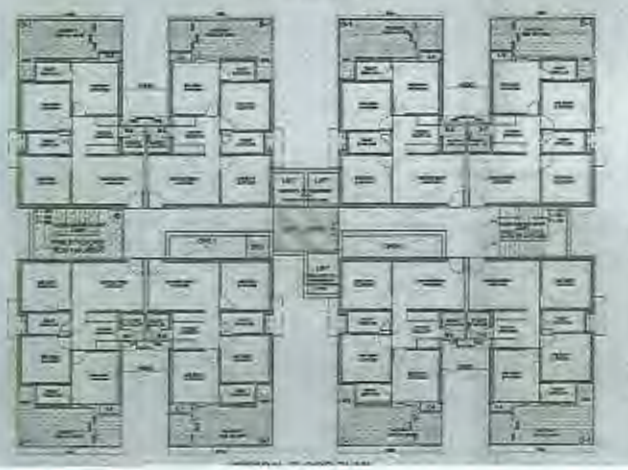

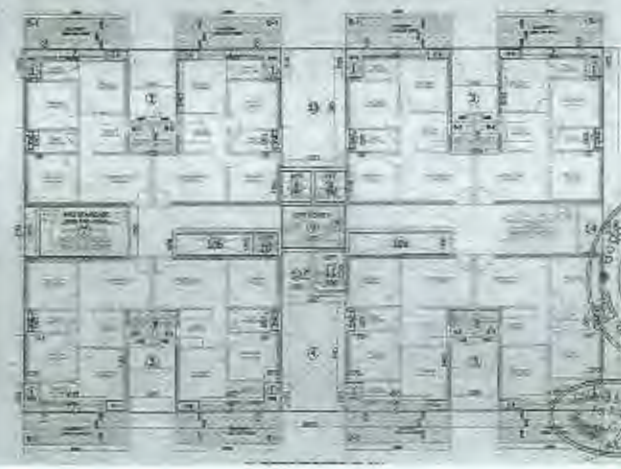

BLOCK- F

GROUND COVERAGE AREA DETAIL

TOTAL AREA			38.500	X	27.100	=	1004.35
LESS AREA							
-	4	X	3.000	X	8.731	=	82.31
2	4	X	8.700	X	1.763	=	61.71
3	1	X	4.150	X	9.653	=	39.88
4	1	X	1.630	X	2.750	=	4.48
5	4	X	2.285	X	1.180	=	2.69
6	1	X	4.150	X	2.500	=	10.38
7	1	X	6.700	X	2.750	=	17.96
8	1	X	2.515	X	2.150	=	5.41
9	1	X	4.805	X	1.400	=	6.73
10	1	X	5.405	X	1.400	=	7.57
				LESS AREA		=	174.38
GROUND COVERAGE AREA = TOTAL AREA (-) LESS AREA							
			1004.35	-	174.38	=	829.97
					TOTAL	=	829.97
TOTAL STILT AREA							
			38.500	X	27.100	=	1043.34
LOBBY FAR AREA DETAIL							
ADD AREA							
1	1	X	2.400	X	3.500	=	11.80
2	1	X	8.700	X	3.015	=	24.23
3	1	X	11.100	X	8.500	=	94.35
4	1	X	8.130	X	3.250	=	26.41
5	1	X	4.800	X	8.963	=	42.91
					TOTAL	=	179.29
9% PRESCRIBED FAR AREA DETAIL							
LIFT LOBBY	1		4.100	X	2.700	=	11.21
					TOTAL	=	11.21
TOTAL LOBBY FAR AREA = TOTAL AREA - 9% PRES. AREA							
			179.29	-	11.21	=	192.50
STILT NON FAR AREA							
STILT NON FAR AREA = TOTAL STILT AREA - LOBBY FAR - 9% PRES.							
			1043.34	-	192.50	-	11.21	=	842.63

FIRST / TYPICAL(2nd-30th) FLOOR FAR AREA DETAIL

TOTAL AREA			38.500	X	27.100	=	1043.34
LESS AREA							
1	8	X	1.915	X	1.825	=	27.92
2	8	X	4.515	X	0.450	=	16.27
3	4	X	2.300	X	0.600	=	17.02
4	1	X	4.105	X	1.410	=	5.79
5	8	X	0.285	X	1.100	=	2.50
6	1	X	0.700	X	2.150	=	2.41
7	1	X	5.700	X	3.150	=	17.95
8	2	X	1.840	X	1.850	=	7.61
9	1	X	4.100	X	2.700	=	11.07
10	1	X	1.000	X	1.400	=	1.40
10a	1	X	0.407	X	1.400	=	0.57
10b	1	X	4.905	X	1.200	=	5.89
11	1	X	1.950	X	2.050	=	4.00
12	1	X	1.850	X	2.750	=	5.09
13	1	X	4.150	X	7.550	=	31.33
14	1	X	1.970	X	2.150	=	4.23
D.B	4	X	34.248	X	0.198	=	6.78
				LESS AREA		=	201.84
TOTAL FAR AREA = TOTAL AREA (-) LESS FAR							
			841.51			=	841.51
NET FAR AREA = TOTAL FAR AREA (+) 10% EXCESS BALCONY AREA							
10% OF EXCESS BALCONY AREA			33.66	X	0.25	=	10.42
			851.93	-	10.42	=	841.51
BALCONY AREA							
BALCONY AREA UP TO 1.50 M							
B-1	8	X	8.250	X	12.600	=	83.84
B-2	8	X	1.450	X	1.700	=	19.78
SUB TOTAL AREA						=	103.62
EXCESS BALCONY AREA (ABOVE 1.50 M)							
B-1	8	X	8.700	X	1.000	=	63.80
SUB TOTAL AREA						=	63.80
EXCESS BALCONY @ 75% AREA (ONLY AREA ADDED IN FAR)						=	47.85
TOTAL BALCONY AREA			103.62	+	47.85	=	151.47

NON FAR AREA DETAIL							Area
FIRE STAIRCASE (5 Nos.)	7		11.90	X	2.0	=	166.60
VISITOR TOILET	1	2	2.400	X	1.400	=	6.72

9% PRESCRIBED FAR

DESC		AREA

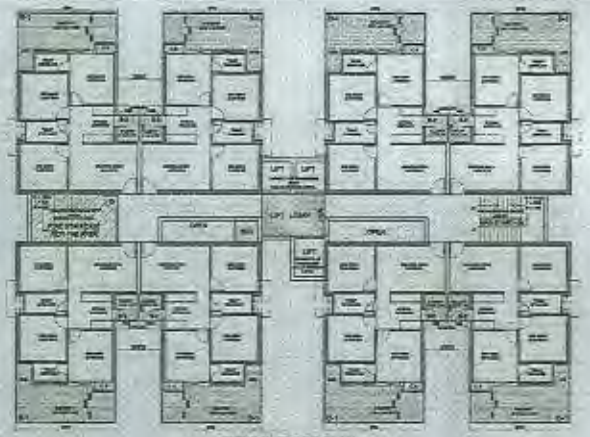

TYPICAL FLOOR PLAN
(31st to 32nd Floor)

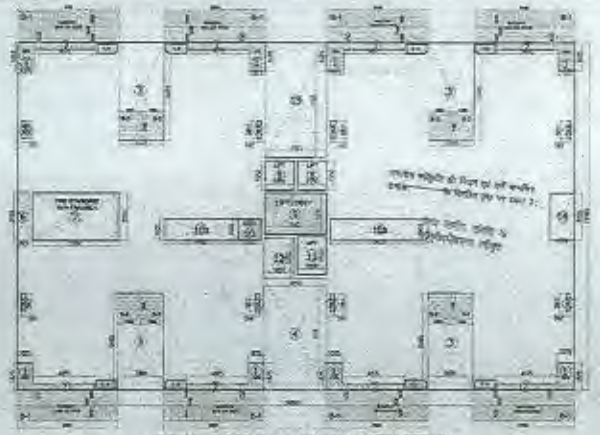

TYPICAL FLOOR (31st to 32nd Floor) AREA DETAIL

BLOCK- F

TYPICAL (31st to 32nd) FLOOR FAR AREA DETAIL

TOTAL AREA		+	36,902	X	33.000	+	992.81	
LESS AREA								
1	6	X	1.775	X	1.825	+	19.75	
2	6	X	4.775	X	0.425	+	14.57	
3	4	X	3.000	X	0.400	+	4.80	
4	1	X	4.150	X	1.410	+	5.85	
5	6	X	0.225	X	1.150	+	2.59	
6	1	X	3.700	X	3.100	+	3.41	
7	1	X	3.700	X	3.100	+	11.47	
8	2	X	1.350	X	1.350	+	3.64	
9	1	X	4.725	X	3.100	+	14.64	
10a	1	X	1.750	X	1.400	+	2.45	
10b	1	X	0.425	X	1.400	+	0.59	
10c	1	X	4.925	X	1.400	+	6.90	
11	1	X	1.050	X	0.800	+	0.84	
12	1	X	1.350	X	0.800	+	1.08	
13	1	X	4.150	X	1.500	+	6.23	
14	1	X	1.375	X	0.100	+	0.14	
C.B	5	X	24.062	X	0.100	+	0.24	
				LESS AREA		+	26.19	
TOTAL FAR AREA = TOTAL AREA (-) LESS AREA								
			966.61	-	26.19	=	940.42	
NET FAR AREA = TOTAL FAR AREA (+) 25% EXCESS BALCONY AREA								
25% OF EXCESS BALCONY AREA			50.63	X	0.25	=	12.66	
			991.25	+	12.66	=	953.08	
BALCONY AREA								
BALCONY AREA UP TO 1.50 M								
B-1	5	X	FLONE	X	0.225	+	5.1	
B-2	3	X	1.400	X	1.200	+	5.0	
SUB TOTAL AREA						+	10.1	
EXCESS BALCONY AREA (ABOVE 1.50 M)								
B-1	5	X	4.725	X	1.200	+	23.63	
SUB TOTAL AREA						+	23.63	
EXCESS BALCONY @ 25% AREA (25% AREA ADDED IN FAR)						+	40.91	
TOTAL BALCONY AREA			100.42	+	40.91	=	141.33	

3% PRESCRIBED FAR	
DESC	AREA
FIRE STAIRCASE IN NON FAR	
LIFT LOBBY	2.25
DECKERS	5.13
C.B	0.24
TOTAL	10.63

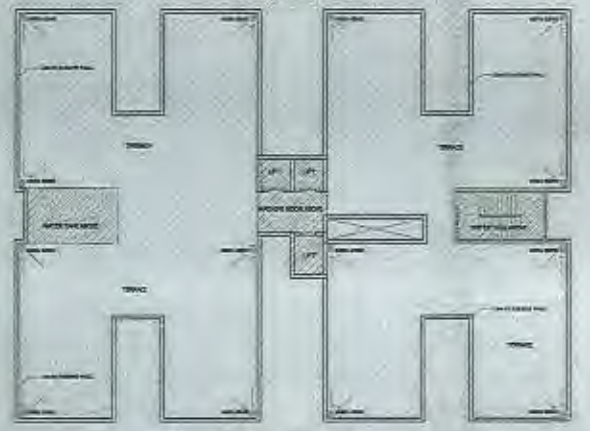

TERRACE FLOOR PLAN

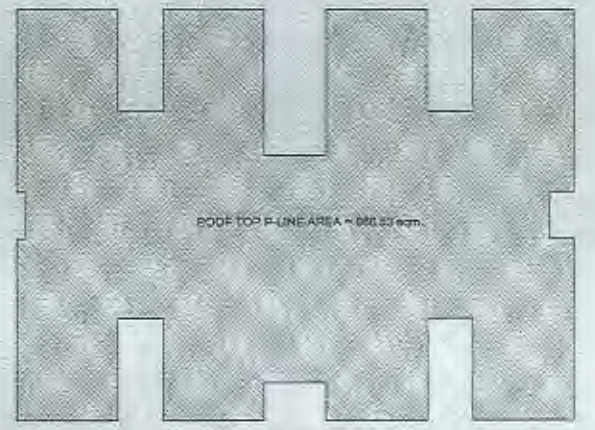

ROOF TOP AREA DETAIL

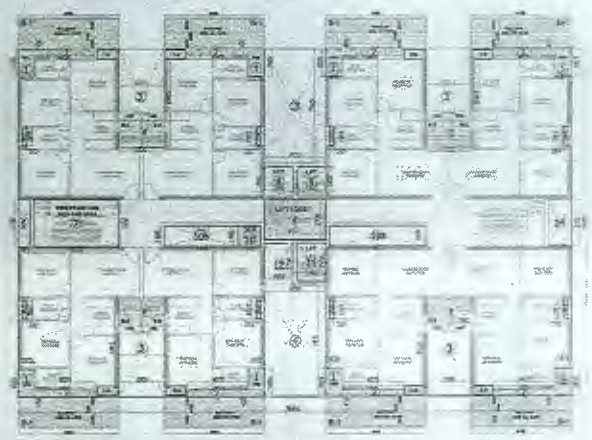

SUPERIMPOSED PLAN
(31st to 32nd Floor)

BALCONY AREA DETAIL

OTHER 5% PRES. FAR AREA DETAILS

ELEVATION (31st to 32nd Floor)
BLOCK F

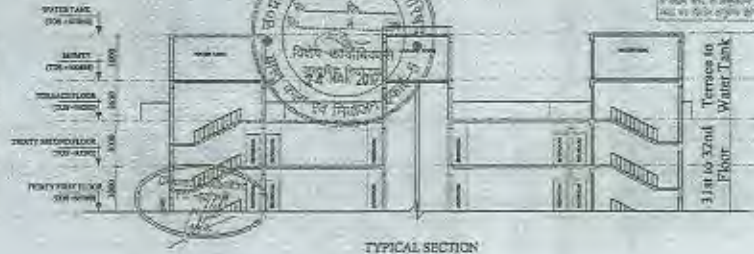

TYPICAL SECTION
(31st to 32nd floor)

LEGEND :-

- 3% PRESCRIBED FAR AREA
- 1.500 WIDE BALCONY AREA
- FRONT BALCONY AREA

TYPICAL DETAIL OF DRAWINGS

No.	Date	Desc.	Dim.	Length	Location
1					
2					
3					
4					
5					
6					
7					
8					
9					
10					

CLIENT :-

PROJECT :-

SUBMISSION DRAWING

SCALE :-

TITLE :- BLOCK-F

DRAWING BY :- ARCHITECT SIGN

BLOCK-F

SE-12

STILT / GROUND FLOOR PLAN

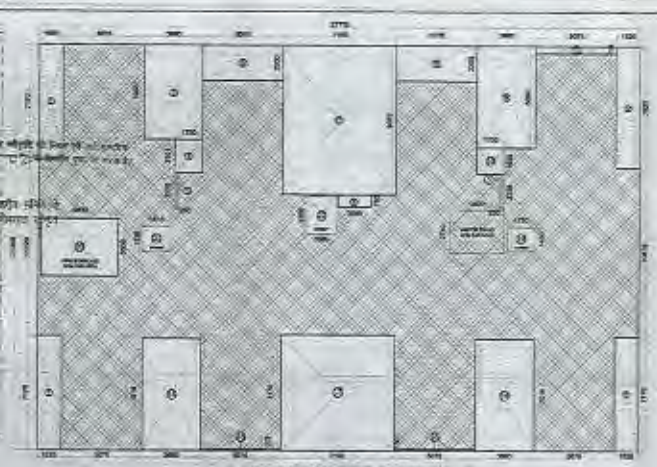

GROUND COVERAGE AREA DETAIL

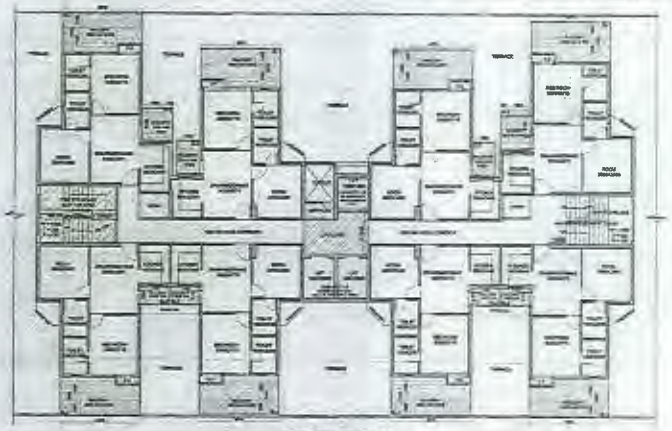

FIRST FLOOR PLAN

TYPICAL FLOOR PLAN

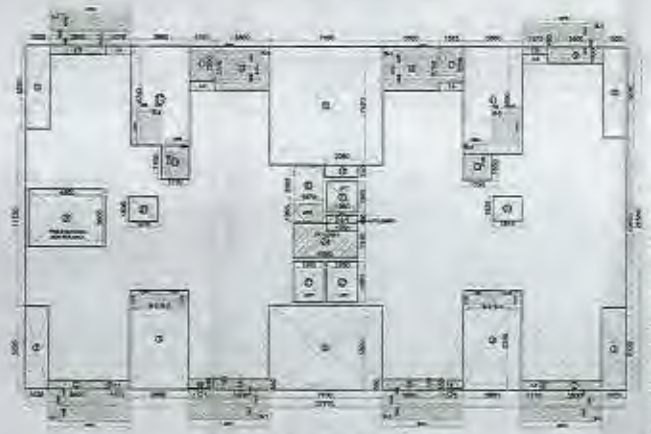

FIRST / TYPICAL FLOOR AREA DETAIL

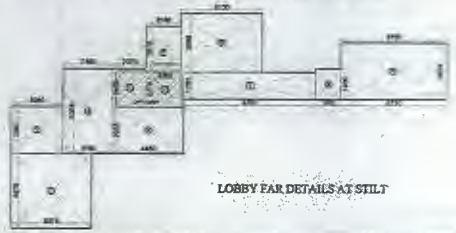

LOBBY FAR DETAILS AT STILT

5% FAR AREA DETAILS

TERRACE

TERRACE

TERRACE

FAR AREA DETAIL OF CONVENIENT SHOPS / COMMERCIAL SHOPS AT STILT LEVEL

GROUND COVERAGE AREA DETAIL (NON TOWER AREA) OF CONVENIENT SHOPS / COMMERCIAL SHOPS AT STILT / GROUND FLOOR LEVEL

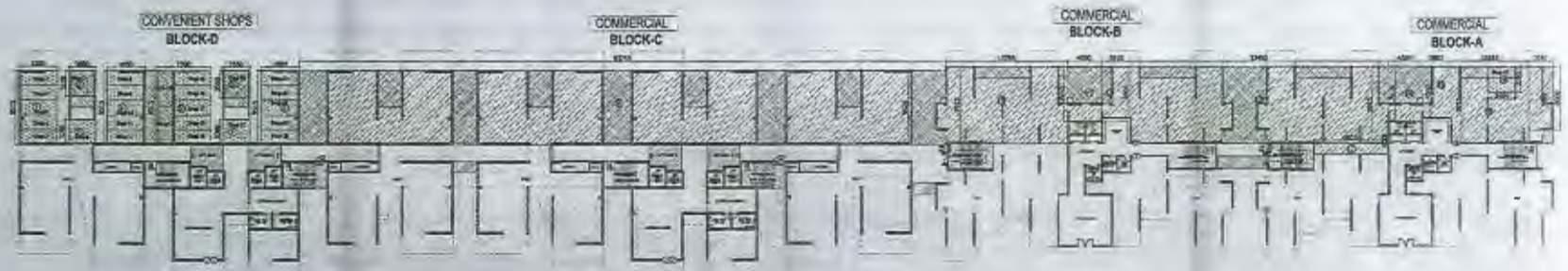

GROUND COVERAGE REFERENCE PLAN (NON TOWER AREA) OF CONVENIENT SHOPS / COMMERCIAL SHOPS AT STILT / GROUND FLOOR LEVEL

COMMERCIAL ELEVATION (BLOCK-A) | COMMERCIAL ELEVATION (BLOCK-B) | COMMERCIAL ELEVATION (BLOCK-C) | COMMERCIAL ELEVATION (BLOCK-D)

CONVENIENT SHOP - AREA DETAIL AT STILT FLOOR							
ADD AREA							Sq.Mt.
1	1	X	6.100	X	9.515	=	58.02
2	1	X	3.660	X	3.050	=	11.06
3	1	X	3.660	X	3.250	=	11.89
4	1	X	4.965	X	9.515	=	47.20
5	1	X	7.300	X	9.515	=	69.45
6	1	X	3.550	X	3.550	=	12.60
7	1	X	3.550	X	3.300	=	11.72
8	1	X	4.965	X	9.515	=	47.25
9	1	X	3.660	X	3.300	=	11.64
TOTAL CONVENIENT SHOP AREA AT STILT FLOOR						=	271.95

COMMERCIAL SHOP - AREA DETAIL AT STILT FLOOR							
ADD AREA							Sq.Mt.
9	1	X	83.755	X	9.515	=	797.35
10	1	X	16.755	X	6.515	=	109.21
11	1	X	4.660	X	7.011	=	32.67
12	1	X	3.975	X	6.015	=	23.91
13	1	X	39.450	X	9.515	=	375.14
14	1	X	4.249	X	7.015	=	29.81
15	1	X	3.992	X	6.553	=	26.16
16	1	X	10.195	X	6.515	=	108.69
17	1	X	3.570	X	3.400	=	12.14
18	1	X	2.157	X	6.015	=	12.97
SUB TOTAL						=	1527.04
LESS CONVT. SHOP NO -35							
	1	X	3.484	X	3.250	=	11.32
TOTAL COMMERCIAL AREA AT STILT FLOOR + COMMERCIAL AREA							
	1527.04		+	11.32	=		1538.36
TOTAL COMMERCIAL AREA + (CONVENIENT SHOP +CONVIN TOTAL)							
271.95	+	1538.36	Sq.Mt.			=	1810.31

GROUND COVERAGE AREA DETAIL (NON TOWER AREA)							
ADD AREA							
A	1	X	3.000	X	4.670	=	14.01
B	1	X	3.600	X	9.270	=	33.37
C	1	X	3.000	X	4.670	=	14.01
D	1	X	3.600	X	9.270	=	33.37
E	1	X	3.000	X	4.670	=	14.01
F	1	X	3.000	X	9.270	=	27.81
G	1	X	3.000	X	4.670	=	14.01
H	1	X	3.600	X	9.270	=	33.37
I	1	X	3.000	X	4.670	=	14.01
J	1	X	3.600	X	9.270	=	33.37
K	1	X	3.000	X	4.670	=	14.01
L	1	X	P-Line	X	36.730	=	36.73
M	1	X	7.11	X	1.475	=	10.49
N	1	X	P-Line	X	30.870	=	30.87
O	1	X	7.11	X	1.475	=	10.49
P	1	X	P-Line	X	46.550	=	46.55
Q	1	X	7.11	X	1.475	=	10.49
R	1	X	P-Line	X	31.290	=	31.29
S	1	X	7.11	X	1.475	=	10.49
T	1	X	P-Line	X	6.040	=	6.04
U	1	X	P-Line	X	2.350	=	2.35
TOTAL GROUND COVERAGE						=	441.14

CONVENIENT SHOP - AREA DETAIL AT EWS / LIG BLOCK							
ADD AREA							Sq.Mt.
1	1	X	4.00	X	7.497	=	29.99
2	1	X	4.00	X	7.497	=	29.99
3	1	X	4.00	X	7.497	=	29.99
TOTAL CONVENIENT SHOP AREA						=	89.96

CONVENIENT SHOPS AREA DETAIL (EWS / LIG BLOCK)

TOTAL COMMERCIAL/CONVIT. SHOPS AREA SHOP - AREA DETAIL				
A	GROUP HOUSING			
	COMMERCIAL AREA		=	1525.40
	CONVINIENT SHOP AREA		=	271.95
B	EWS/LIG HOUSING			
	CONVINIENT SHOP AREA		=	89.96
		TOTAL AREA		1887.31

LEGEND:-
- GROUND COVERAGE - NON TOWER AREA
- CONVENIENT SHOPS
- COMMERCIAL SHOPS

CLIENT : - GAURSONS INDIA LIMITED
Gour City Park Plot No-1, Abhay Khand-II, Indirapuram, Ghaziabad

PROJECT : - PROPOSED RESIDENTIAL PROJECT "SILVER SUDDLARTIKAM" PLOT NO.-11 & 12 SECTOR-16 VEDAS VIHAR, GHAZIABAD, U.P.

SUBMISSION DRAWING

SCALE : -

TITLE :- CONVENIENT SHOPS / COMMERCIAL SHOPS PLANS & AREA DETAILS

OWNER'S SIGN | ARCHITECT SIGN

SD-16

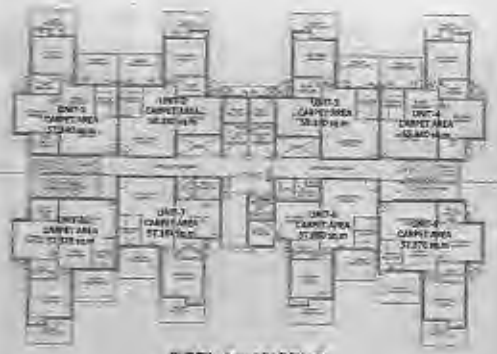

BLOCK - A and BLOCK - B

BLOCK - C and BLOCK - D

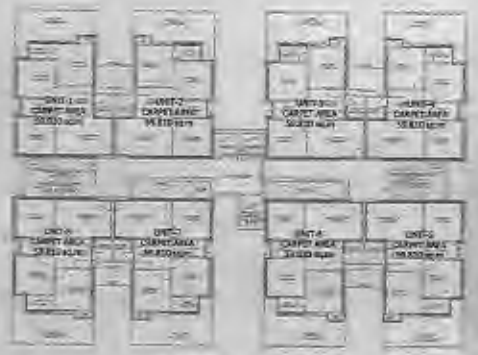

BLOCK - E and BLOCK - F

BLOCK - G, BLOCK - H and BLOCK - I

L I G / EWS
(1st-18th FLOOR)
(18th FLOOR NOT COUNTED)

L I G / EWS
(19th FLOOR)

L I G
(20th FLOOR)

CARPET AREA DETAILS (Group Housing)													(ALL AREAS IN SQM.)
S.No	BLOCK	UNIT-1 AREA	UNIT-2 AREA	UNIT-3 AREA	UNIT-4 AREA	UNIT-5 AREA	UNIT-6 AREA	UNIT-7 AREA	UNIT-8 AREA	UNIT-9 AREA	UNIT-10 AREA	UNIT-11 AREA	UNIT-12 AREA
1	BLOCK-A	57.340	58.191	58.191	57.340	57.320	57.604	57.904	57.570			-	-
2	BLOCK-B	57.340	58.191	58.191	57.340	57.320	57.604	57.904	57.570			-	-
3	BLOCK-C	59.787	59.787	59.787	59.787	59.787	59.787	59.787	59.787	59.787	59.787	59.787	59.787
4	BLOCK-D	59.787	59.787	59.787	59.787	59.787	59.787	59.787	59.787	59.787	59.787	59.787	59.787
5	BLOCK-E	59.810	59.810	59.810	59.810	59.810	59.810	59.810	59.810			-	-
6	BLOCK-F	59.810	59.810	59.810	59.810	59.810	59.810	59.810	59.810			-	-
7	BLOCK-G	48.134	48.487	48.487	48.487	48.509	48.509	48.509	48.509			-	-
8	BLOCK-H	48.134	48.487	48.487	48.487	48.509	48.509	48.509	48.509			-	-
9	BLOCK-I	48.134	48.487	48.487	48.487	48.509	48.509	48.509	48.509			-	-

CARPET AREA DETAILS (EWS / LIG)			
(ALL AREAS IN SQM.)			
S.No	BLOCK	UNIT TYPE-A AREA	UNIT TYPE-B AREA
[illegible]	[illegible]	[illegible]	[illegible]
[illegible]	[illegible]	[illegible]	[illegible]

SUBMISSION DRAWING

CARPET AREA

CARPET AREA

BASEMENT PLAN

13400
4000
2400
2400
2400
2400
2400
2400
2400
2400
2300
2300
2300



LIG / EWS - 1st FLOOR TO 18th FLOOR PLAN
(13th floor not counted)

LIG / EWS - 1st FLOOR TO 18th FLOOR FAR AREA DETAIL
(13th floor not counted)

19th FLOOR PLAN

LIG/EWS - 19th FLOOR FAR AREA DETAIL

20th FLOOR PLAN



LIG / EWS - 20th FLOOR FAR AREA DETAIL

CLIENT : SHANKHO INDIA LIMITED
Sy. No. 82/1 Plot No. 1, Gandy Colony, Indrapuram, Ghaziabad

PROJECT : "GAUR SOUNDATTAM" PLOT NO. 1 (SE - 1) SIDDHARTH VIHAR PURAM, GHAZIABAD U.P.

■ SUBMISSION DRAWING

SCALE :

TITLE : FLOOR PLANS (Typ. 1st - 18th Floor) & AREA DETAILS

OWNER SIGN | ARCHITECT SIGN

EWS / LIG | SD-13

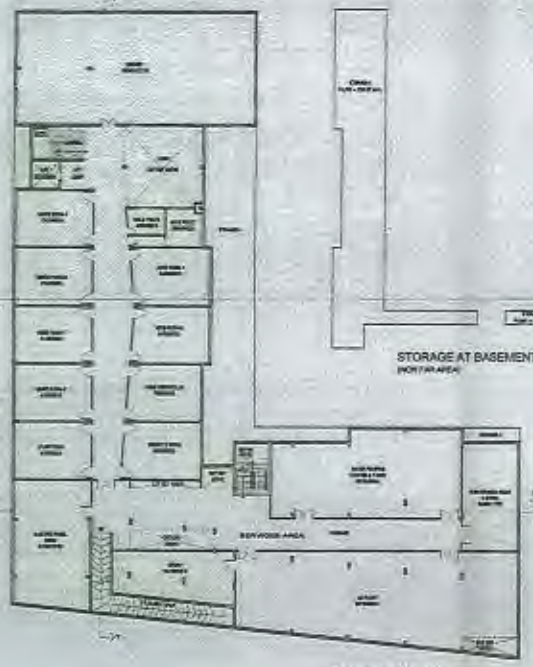

BASEMENT-1 PLAN

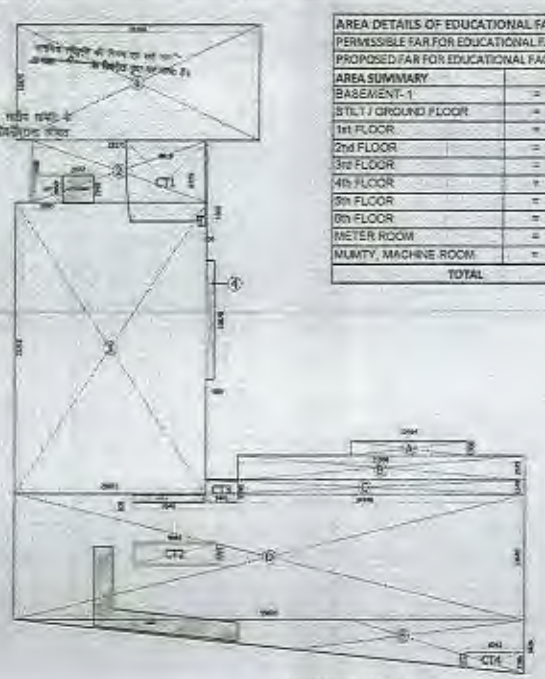

BASEMENT-1 AREA DETAIL

AREA DETAILS OF EDUCATIONAL FACILITIES					ALL AREAS IN SQ.M
PERMISSIBLE FAR FOR EDUCATIONAL FACILITIES				=	11600.00
PROPOSED FAR FOR EDUCATIONAL FACILITIES				=	11597.79
AREA SUMMARY		NON FAR	FAR	5% PRES. FAR	TOTAL
BASEMENT- 1	=	1255.27	1041.33	135.86	2432.45
STILT / GROUND FLOOR	=	1590.67	365.15	106.91	2162.82
1st FLOOR	=	17.28	1714.82	103.91	1836.01
2nd FLOOR	=	17.28	2030.25	103.91	2151.48
3rd FLOOR	=	17.28	2030.25	103.91	2151.48
4th FLOOR	=	17.28	2030.25	103.91	2151.48
5th FLOOR	=	17.28	2072.15	103.91	2193.35
6th FLOOR	=	17.28	308.47	10.00	335.74
METER ROOM	=		5.00		5.00
MUMTY, MACHINE ROOM	=			91.37	91.37
TOTAL		3049.81	11597.79	869.59	15511.19

BASEMENT-1 AREA DETAIL							SQ.M	5% PRESCRIBED FAR		
BASEMENT-1 FAR AREA DETAIL										
ADD AREA										
1	1	X	26.800	X	12.875	=	303.24			
2	1	X	19.171	X	6.690	=	128.28			
3	1	X	26.871	X	31.779	=	661.62			
4	1	X	0.900	X	12.870	=	11.58			
			TOTAL ADD AREA			=	1104.81			
LESS AREA										
LIFT	1	X	3.600	X	2.850	=	6.55			
LIFT LOBBY	1	X	3.372	X	2.965	=	10.00	LIFT LOBBY	=	10.00
CT-1	1	X	P-LINE	X	74.19	=	74.19	CT-1	=	74.19
SER.	1	X	3.750	X	1.000	=	3.75	SER.	=	3.75
			TOTAL LESS AREA			=	93.49			
TOTAL FAR AREA = TOTAL ADD AREA (-) TOTAL LESS AREA										
			1104.81	-	93.48	=	1041.33			
TOTAL BASEMENT-1 FAR						=	1041.33			
BASEMENT-1 NON FAR AREA DETAIL										
ADD AREA										
A	1	X	13.614	X	1.500	=	19.92			
B	1	X	21.300	X	2.675	=	56.75			
C	1	X	34.749	X	1.545	=	53.79			
D	1	X	55.620	X	13.969	=	781.06			
E	0.5	X	55.620	X	5.828	=	162.02			
			TOTAL ADD AREA			=	1079.53			
LESS AREA										
CT-2	1	X	9.091	X	2.281	=	20.60			
CT-3	1	X	3.441	X	2.243	=	7.71			
CT-4	0.5	X	4.117	X	6.252	=	12.97			
SER. 2	1	X	7.640	X	0.808	=	6.17	SER. 2	=	6.17
RAMP	1	X	P-LINE	X	44.78	=	44.78	RAMP	=	44.78
			TOTAL LESS AREA			=	92.31			
TOTAL NON FAR AREA = TOTAL ADD AREA (-) TOTAL LESS AREA										
			1079.53	-	92.31	=	987.22			
STORAGE AT BASEMENT-1 NON FAR AREA										
STORAGE-1	1	X	P-LINE	X	258.669	=	258.67			
STORAGE-2	1	X	P-LINE	X	9.375	=	9.38			
			TOTAL STORAGE			=	268.04			
TOTAL BASEMENT-1 NON FAR						=	1255.27	TOTAL	=	135.86

STILT / GROUND FLOOR PLAN

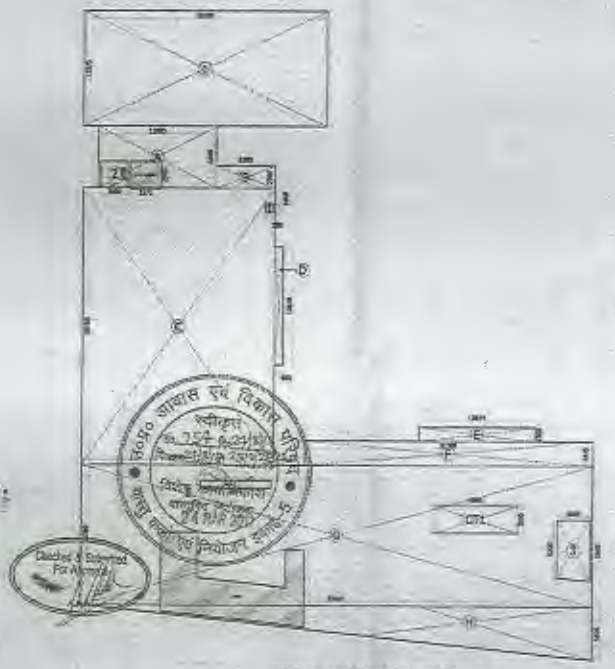

STILT / GROUND FLOOR AREA DETAIL

GROUND FLOOR AREA DETAIL							SQ.M	5% PRESCRIBED FAR		
GROUND FLOOR FAR AREA DETAIL										
ADD AREA										
1	1	X	26.800	X	12.875	=	303.24			
2	1	X	3.000	X	2.690	=	8.69			
3	0.5	X	12.875	X	3.600	=	23.36			
TOTAL GROUND FLOOR FAR						=	335.10			
GROUND FLOOR NON FAR AREA DETAIL										
ADD AREA										
A	1	X	12.900	X	6.880	=	88.70			
B	1	X	6.385	X	2.380	=	15.27			
C	1	X	20.846	X	30.198	=	629.06			
D	1	X	0.900	X	12.870	=	11.58			
E	1	X	13.614	X	1.500	=	19.92			
F	1	X	31.308	X	2.675	=	83.75			
G	1	X	56.420	X	15.245	=	849.87			
H	0.5	X	56.420	X	5.828	=	162.02			
			TOTAL ADD AREA			=	1864.16			
LESS AREA										
2	1	X	3.000	X	2.690	=	8.69			
3	0.5	X	12.875	X	3.600	=	23.36			
CT-1	1	X	9.065	X	3.000	=	27.20			
LIFT LOBBY	1	X	3.372	X	2.965	=	10.00	LIFT LOBBY	=	10.00
W.C.	1	X	0.750	X	1.000	=	0.75	SER.	=	0.75
SER. 2	1	X	7.640	X	0.808	=	6.17	SER. 2	=	6.17
RAMP	1	X	P-LINE	X	89.087	=	89.08	RAMP	=	89.08
			TOTAL LESS AREA			=	165.31			
TOTAL NON FAR AREA = TOTAL ADD AREA (-) TOTAL LESS AREA										
			1858.78	-	165.31	=	1690.87			
TOTAL GROUND FLOOR NON FAR						=	1690.87	TOTAL	=	106.91

GROUND COVERAGE DETAIL		SQ.M
TOTAL GROUND COVERAGE AREA = TOTAL FAR AREA + TOTAL NON FAR AREA + TOTAL 5% PRES. AREA		
TOTAL FAR AREA	=	365.15
TOTAL NON FAR AREA	=	1590.67
TOTAL 5% PRES. FAR AREA	=	106.91
TOTAL GROUND COVERAGE	=	2 062.73

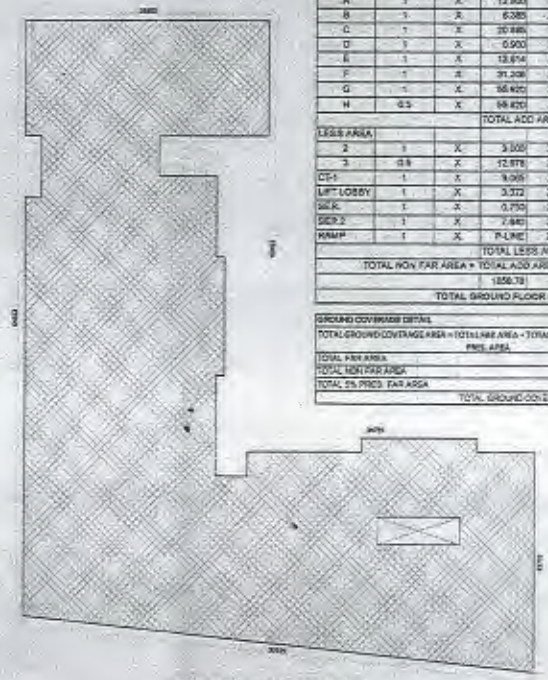

GROUND COVERAGE AREA DETAIL

CLIENT :- GAURAVAN AWAS LIMITED
Gaur Brij Park, Plot No.-1, Ajnara Homes, Indirapuram, Ghaziabad

PROJECT :- GAUR EDUCATIONAL PLOT NO.-4/GH-1, SUSHANT GOLF CITY, VISHAL KHAND, LUCKNOW, U.P.

SUBMISSION DRAWING

SCALE :-

TITLE :- BASEMENT-1 & GROUND FLOOR PLANS & AREA DETAILS

OWNER SIGN | ARCHITECT SIGN

N

EDUCATIONAL FACILITIES (SCHOOL)

DRG. NO. : BP-01
DATE :

1st FLOOR PLAN

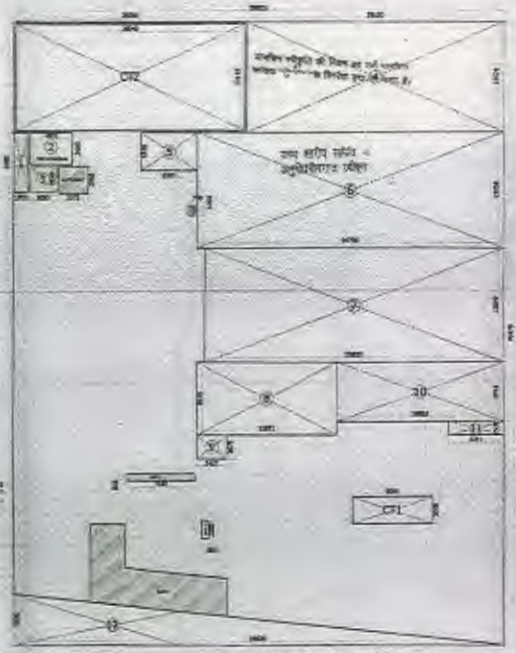

1st FLOOR AREA DETAILS

2nd FLOOR PLAN

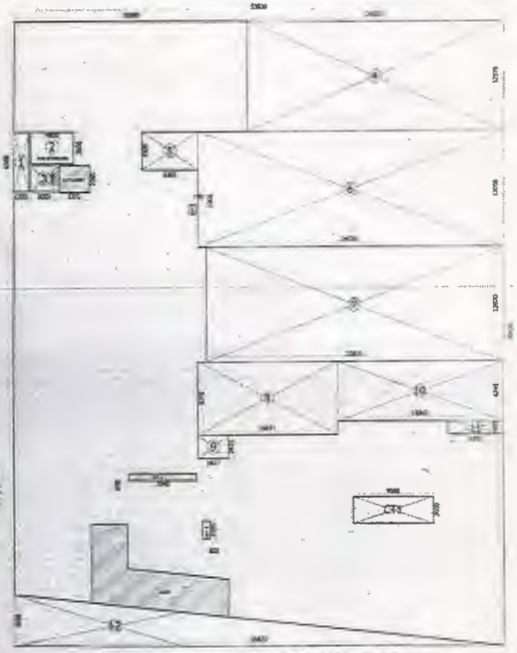

2nd FLOOR AREA DETAILS

3rd FLOOR PLAN

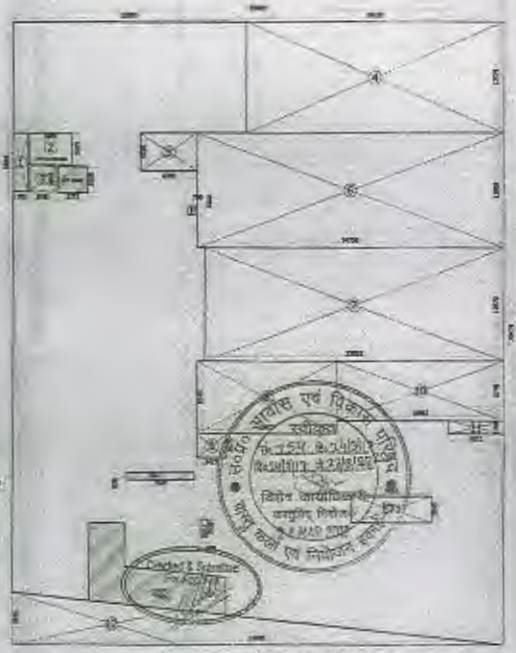

3rd FLOOR AREA DETAILS

1st FLOOR FAR AREA								SQ.M	9% PRESCRIBED FAR			
TOTAL AREA				55.620	X	70.475	=	3920.04				
LESS AREA												
1	1	X		1.700	X	6.660	=	11.36				
2	1	X		4.600	X	3.800	=	17.28	FIRE STAIRCASE IN NON FAR			
3	1	X		3.000	X	2.850	=	8.55				
4	1	X		29.120	X	12.575	=	366.15				
5	1	X		6.305	X	4.320	=	27.50				
6	1	X		34.735	X	13.056	=	453.57				
7	1	X		35.835	X	12.870	=	455.46				
8	1	X		15.871	X	8.345	=	132.50				
9	1	X		3.427	X	2.675	=	9.17				
10	1	X		18.996	X	6.745	=	127.24				
11	1	X		6.251	X	1.500	=	9.38				
12	0.5	X		55.620	X	5.828	=	162.02				
CT-1	1	X		9.065	X	3.000	=	27.20				
CT-2	1	X		26.040	X	12.115	=	315.47				
LIFT LOBBY	1	X		3.372	X	2.960	=	10.00	LIFT LOBBY	=	10.00	
SER.	1	X		0.750	X	1.000	=	0.75	SER.	=	0.75	
SER.2	1	X		7.640	X	0.806	=	6.17	SER.2	=	6.17	
SER.3	1	X		P-LINE	X	1.500	=	1.80	SER.3	=	1.80	
RAMP	1	X		P-LINE	X	85.391	=	85.39	RAMP	=	85.39	
					LESS AREA		=	2206.23				
TOTAL FAR AREA = TOTAL AREA (-) LESS AREA												
				3920.04	-	2206.23	=	1714.82				
						TOTAL	=	1714.82	TOTAL	=	103.81	

2nd FLOOR FAR AREA								SQ.M	9% PRESCRIBED FAR			
TOTAL AREA				55.620	X	70.475	=	3920.04				
LESS AREA												
1	1	X		1.700	X	6.660	=	11.32				
2	1	X		4.600	X	3.800	=	17.28	FIRE STAIRCASE IN NON FAR			
3	1	X		3.000	X	2.850	=	8.55				
4	1	X		29.120	X	12.575	=	366.15				
5	1	X		6.305	X	4.320	=	27.50				
6	1	X		34.735	X	13.056	=	453.57				
7	1	X		35.835	X	12.870	=	455.46				
8	1	X		15.871	X	8.345	=	132.50				
9	1	X		3.427	X	2.675	=	9.17				
10	1	X		18.996	X	6.745	=	127.24				
11	1	X		6.251	X	1.500	=	9.38				
12	0.5	X		55.620	X	5.828	=	162.02				
CT-1	1	X		9.065	X	3.000	=	27.20				
LIFT LOBBY	1	X		3.372	X	2.960	=	10.00	LIFT LOBBY	=	10.00	
SER.	1	X		0.750	X	1.000	=	0.75	SER.	=	0.75	
SER.2	1	X		7.640	X	0.806	=	6.17	SER.2	=	6.17	
SER.3	1	X		P-LINE	X	1.500	=	1.80	SER.3	=	1.80	
RAMP	1	X		P-LINE	X	85.391	=	85.39	RAMP	=	85.39	
					LESS AREA		=	1889.75				
TOTAL FAR AREA = TOTAL AREA (-) LESS AREA												
				3920.04	-	1889.75	=	2030.29				
						TOTAL	=	2030.29	TOTAL	=	103.81	

3rd FLOOR FAR AREA								SQ.M	9% PRESCRIBED FAR			
TOTAL AREA				55.620	X	70.475	=	3920.04				
LESS AREA												
1	1	X		1.700	X	6.660	=	11.36				
2	1	X		4.600	X	3.800	=	17.28	FIRE STAIRCASE IN NON FAR			
3	1	X		3.000	X	2.850	=	8.55				
4	1	X		29.120	X	12.575	=	366.15				
5	1	X		6.305	X	4.320	=	27.50				
6	1	X		34.735	X	13.056	=	453.57				
7	1	X		35.835	X	12.870	=	455.46				
8	1	X		15.871	X	8.345	=	132.50				
9	1	X		3.427	X	2.675	=	9.17				
10	1	X		18.996	X	6.745	=	127.24				
11	1	X		6.251	X	1.500	=	9.38				
12	0.5	X		55.620	X	5.828	=	162.02				
CT-1	1	X		9.065	X	3.000	=	27.20				
LIFT LOBBY	1	X		3.372	X	2.960	=	10.00	LIFT LOBBY	=	10.00	
SER.	1	X		0.750	X	1.000	=	0.75	SER.	=	0.75	
SER.2	1	X		7.640	X	0.806	=	6.17	SER.2	=	6.17	
SER.3	1	X		P-LINE	X	1.500	=	1.80	SER.3	=	1.80	
RAMP	1	X		P-LINE	X	85.391	=	85.39	RAMP	=	85.39	
					LESS AREA		=	1889.75				
TOTAL FAR AREA = TOTAL AREA (-) LESS AREA												
				3920.04	-	1889.75	=	2030.29				
						TOTAL	=	2030.29	TOTAL	=	103.81	

CLIENT :- DAISHONG INDIA LIMITED
Gear Six Park Plot No-1, Mahiyar Khasra 8, Nilojapur, Dhanbad

PROJECT :- SAYAN RESIDENTIAL COLONY NO.-1 (TYPE-I) SUSHANT DR PONA, PONA, CHANDIGARH (U.T.)

■ SUBMISSION DRAWING

SCALE :-

TITLE :- 1st FLOOR, 2nd FLOOR & 3rd FLOOR FLOOR PLANS & AREA DETAILS

OWNER'S SIGN | ARCHITECT SIGN

N

EDUCATIONAL FACILITIES (SCHOOLS)

SD-22

4th FLOOR PLAN

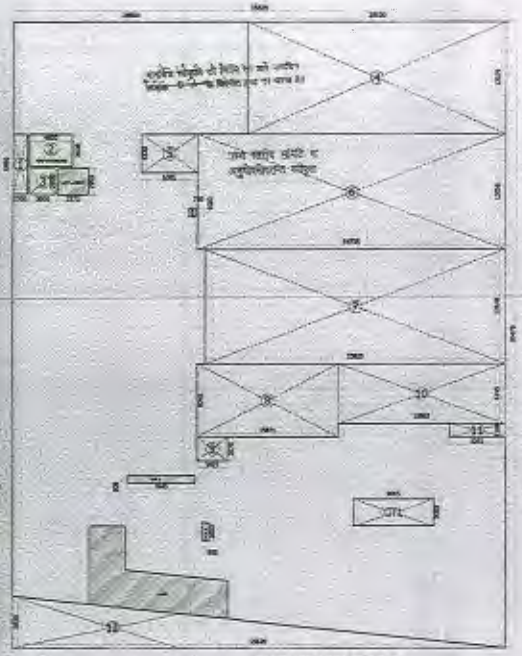

4th FLOOR AREA DETAILS

5th FLOOR PLAN

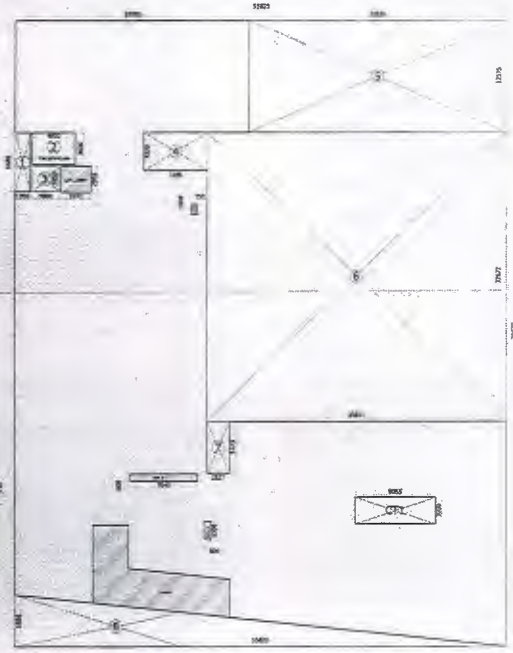

5th FLOOR AREA DETAILS

6th FLOOR PLAN

6th FLOOR AREA DETAILS

4th FLOOR FAR AREA							SQ.M	5% PRESCRIBED FAR			
TOTAL AREA		=	58.620	X	70.479	=	3820.04				
LESS AREA											
1	1	X	1.700	X	6.680	=	11.36				
2	1	X	4.800	X	3.600	=	17.28	FIRE STAIRCASE IN NON FAR			
3	1	X	3.000	X	2.850	=	8.55				
4	1	X	29.125	X	12.575	=	366.16				
5	1	X	6.365	X	4.320	=	27.50				
6	1	X	34.738	X	13.089	=	453.57				
7	1	X	33.858	X	12.870	=	435.46				
8	1	X	15.871	X	8.245	=	130.80				
9	1	X	3.427	X	2.675	=	9.17				
10	1	X	18.865	X	6.745	=	127.24				
11	1	X	6.250	X	1.500	=	9.38				
12	0.5	X	55.620	X	5.835	=	162.02				
CT-1	1	X	4.060	X	9.000	=	37.30				
LIFT LOBBY	1	X	3.372	X	2.965	=	10.00	LIFT LOBBY	=	10.00	
SER.	1	X	0.750	X	1.000	=	0.75	SER.	=	0.75	
SER.2	1	X	7.640	X	0.805	=	6.17	SER.2	=	6.17	
SER.3	1	X	P-LINE	X	1.500	=	1.50	SER.3	=	1.50	
RAMP	1	X	P-LINE	X	85.391	=	85.39	RAMP	=	85.39	
				LESS AREA		=	1988.75				
TOTAL FAR AREA = TOTAL AREA (-) LESS AREA											
			3820.04	-	1988.75	=	2030.29				
					TOTAL	=	2030.29	TOTAL	=	193.91	

5th FLOOR FAR AREA							SQ.M	5% PRESCRIBED FAR			
TOTAL AREA		=	58.620	X	70.479	=	3820.04				
LESS AREA											
1	1	X	1.700	X	6.680	=	11.36				
2	1	X	4.800	X	3.600	=	17.28	FIRE STAIRCASE IN NON FAR			
3	1	X	3.000	X	2.850	=	8.55				
4	1	X	7.385	X	4.320	=	31.91				
5	1	X	28.125	X	12.575	=	353.75				
6	1	X	35.838	X	31.872	=	1142.08				
7	1	X	2.627	X	5.723	=	14.49				
8	0.5	X	55.620	X	5.835	=	162.02				
CT-1	1	X	6.068	X	3.000	=	27.20				
LIFT LOBBY	1	X	3.372	X	2.965	=	10.00	LIFT LOBBY	=	10.00	
SER.	1	X	0.750	X	1.000	=	0.75	SER.	=	0.75	
SER.2	1	X	7.640	X	0.805	=	6.17	SER.2	=	6.17	
SER.3	1	X	P-LINE	X	1.500	=	1.50	SER.3	=	1.50	
RAMP	1	X	P-LINE	X	85.391	=	85.39	RAMP	=	85.39	
				LESS AREA		=	1847.66				
TOTAL FAR AREA = TOTAL AREA (-) LESS AREA											
			3820.04	-	1847.66	=	2072.38				
					TOTAL	=	2072.38	TOTAL	=	193.91	

6th FLOOR FAR AREA							SQ.M	5% PRESCRIBED FAR			
TOTAL AREA		=	29.905	X	19.400	=	467.12				
LESS AREA											
1	1	X	1.700	X	6.680	=	11.36				
2	1	X	4.800	X	3.600	=	17.28	FIRE STAIRCASE IN NON FAR			
3	1	X	3.000	X	2.850	=	8.55				
4	1	X	6.425	X	4.550	=	29.24				
5	1	X	8.886	X	2.360	=	22.83				
LIFT LOBBY	1	X	3.372	X	2.965	=	10.00	LIFT LOBBY	=	10.00	
				LESS AREA		=	99.26				
TOTAL FAR AREA = TOTAL AREA (-) LESS AREA											
			467.12	-	99.26	=	368.47				
					TOTAL	=	368.47	TOTAL	=	10.00	

CLIENT :- [illegible]

PROJECT :- [illegible]

SUBMISSION DRAWING

SCALE :-

TITLE :- [illegible] FLOOR PLANS & AREA DETAILS

OWNER SIGN. ARCHITECT SIGN.

EDUCATIONAL FACILITIES (SCHOOLS)

SD-05

TERRACE FLOOR

ROOF TOP AREA DETAIL

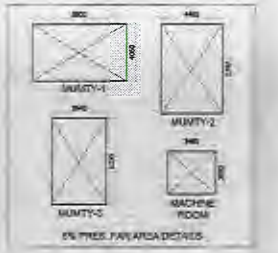

5% PRES. FAR AREA DETAILS

MUMTY, MACHINE ROOM 5% PRES. FAR DETAIL						
MUMTY 1	1	6.800	X	4.060	=	27.61
MUMTY 2	1	4.460	X	6.397	=	28.53
MUMTY 3	1	3.945	X	6.230	=	24.58
MACHINE ROOM	1	3.460	X	3.080	=	10.66
				TOTAL	=	91.37

ROOF TOP AREA DETAIL					=	2237.07
TOTAL AREA (P-LINE)						

NON FAR AREA DETAIL			Floors		
FIRE STAIRCASE (S.No- 2)	17.28	X	7	=	120.96
TOTAL NON FAR AREA				=	120.96

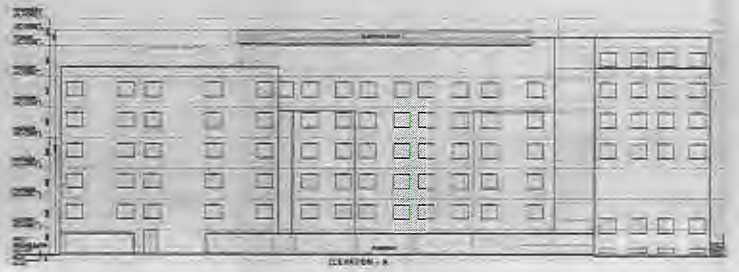

ELEVATION - A

ELEVATION - B



SECTION - C

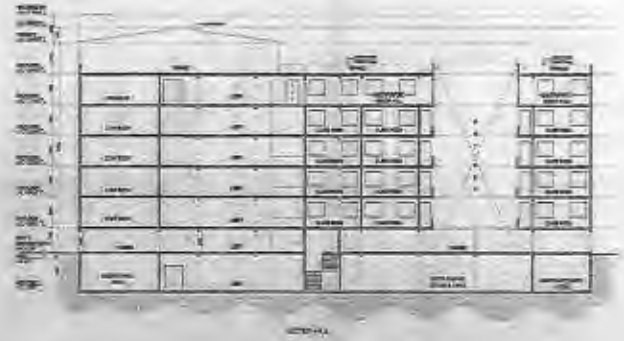

SECTION - D