PLOT AREA DETAIL									
AREA STATEMENT FOR PLOT									
				Length 1	Length 2	Height			
Addition plot area									
1	ST_A_1	Trapezium	1	510.591	439.147	177.031	Sum Of Two Parallel line x Height/2	84066.53	
2	ST_A_2	Trapezium	1	439.147	421.569	43.558	Sum Of Two Parallel line x Height/2	18745.53	
3	ST_A_3	Trapezium	1	421.569	413.173	17.636	Sum Of Two Parallel line x Height/2	7360.75	
4	ST_A_4	Trapezium	1	413.173	407.016	7.111	Sum Of Two Parallel line x Height/2	2916.18	
5	ST_A_5	Trapezium	1	407.016	377.917	25.906	Sum Of Two Parallel line x Height/2	10167.24	
6	ST_A_6	Trapezium	1	377.917	314.102	49.851	Sum Of Two Parallel line x Height/2	17248.92	
7	ST_A_7	Trapezium	1	314.102	259.020	42.427	Sum Of Two Parallel line x Height/2	12157.92	
8	ST_A_8	Trapezium	1	259.020	202.074	44.958	Sum Of Two Parallel line x Height/2	10364.93	
9	ST_A_9	Trapezium	1	202.074	137.893	49.298	Sum Of Two Parallel line x Height/2	8379.85	
10	ST_A_10	Trapezium	1	137.893	81.897	42.979	Sum Of Two Parallel line x Height/2	4723.18	
11	ST_A_11	Triangle	1	81.897		63.403	Length 1 x Height/2	2596.26	
							Total plot area	**178727.30**	**SQ.MT**
Green area Calculation									
1	GR_A_1	Trapezium	1	54.124	28.142	65.238	Sum Of Two Parallel line x Height/2	2683.42	
2	GR_A_2	Trapezium	1	150.921	107.908	108.043	Sum Of Two Parallel line x Height/2	13982.33	
3	GR_A_3	Trapezium	1	107.908	144.835	14.604	Sum Of Two Parallel line x Height/2	1845.53	
4	GR_A_4	Triangle	1	144.835		112.973	Length 1 x Height/2	8181.22	
							Total green area	**26692.51**	**SQ.MT**
Total area									
							Plot area - Green area		
							178727.30-26692.51	**152034.79**	**SQ.MT**

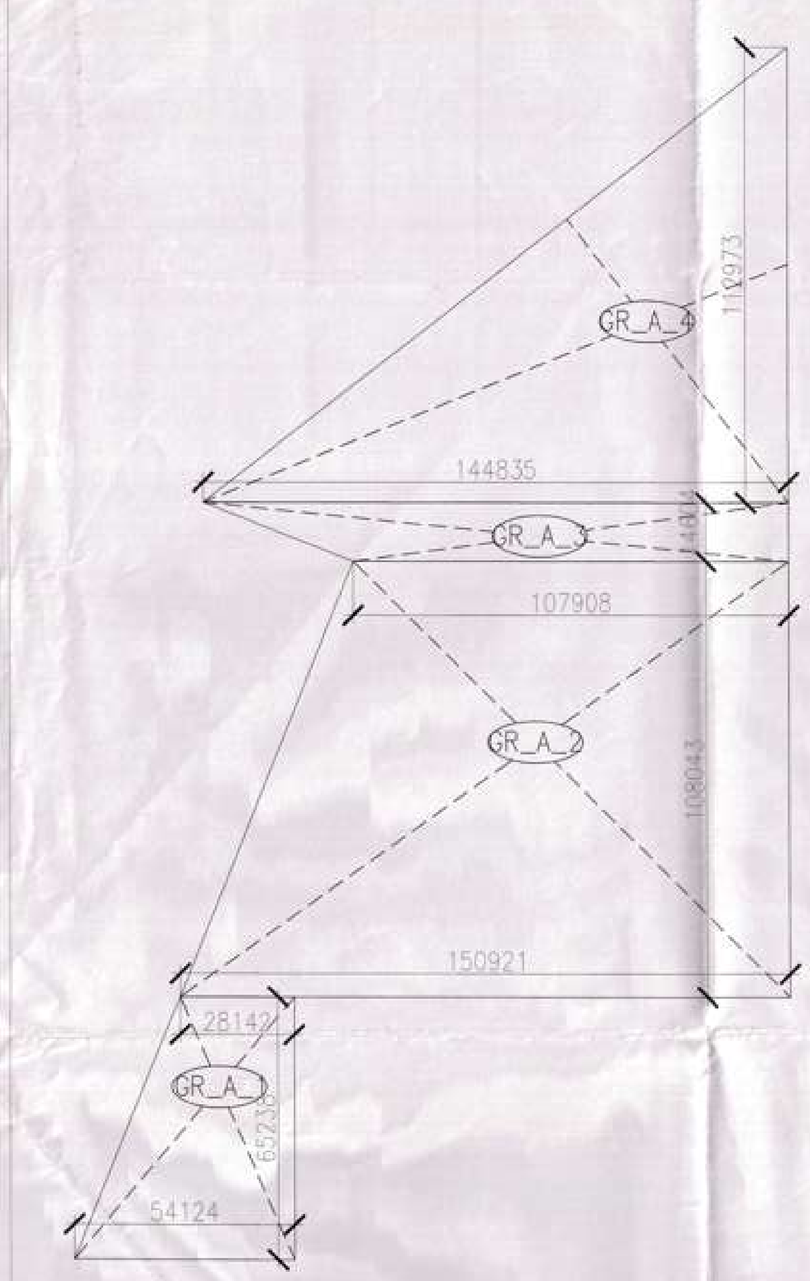

GREEN AREA DIAGRAM

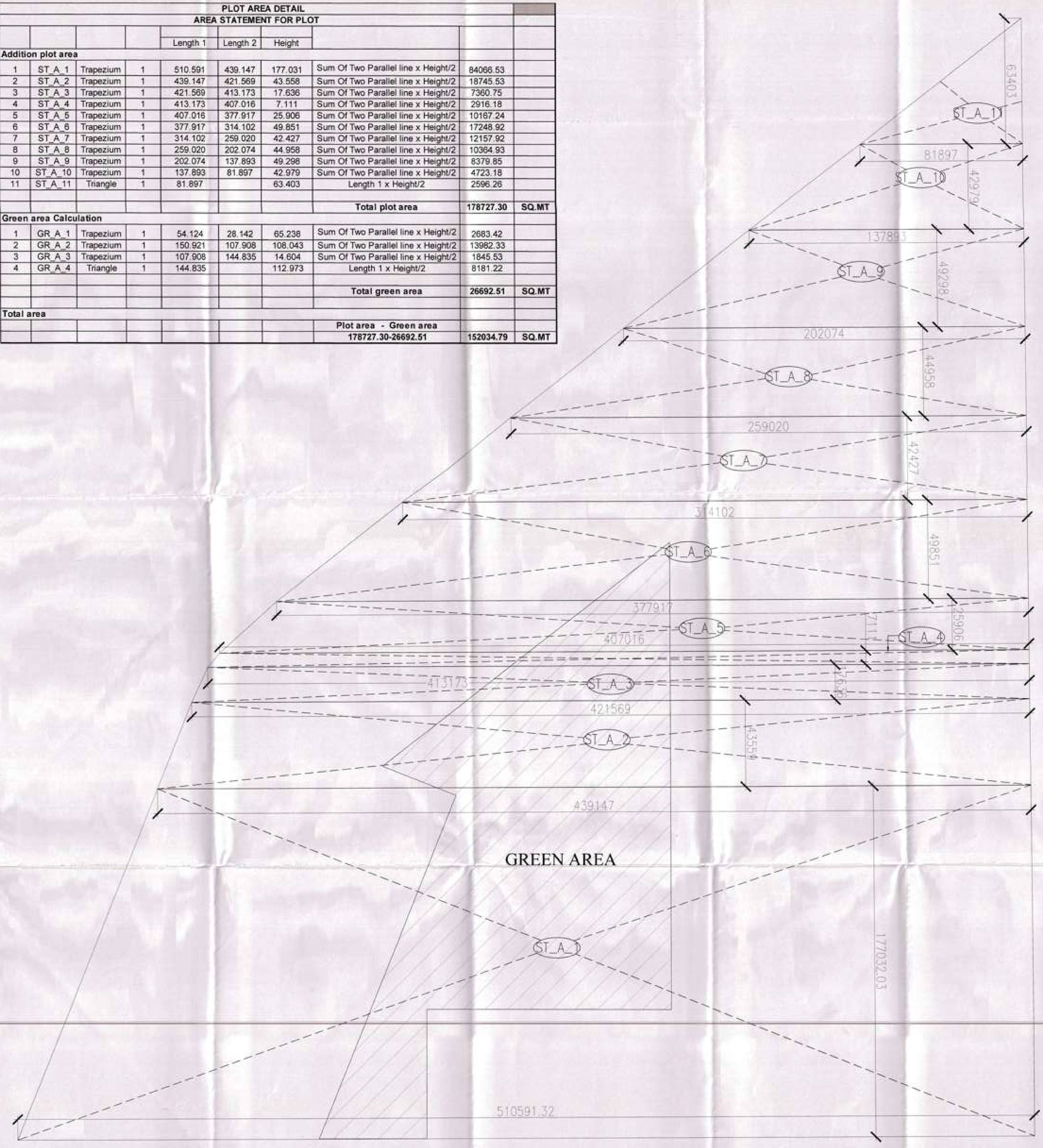

PLOT AREA DIAGRAM

PROJECT TITLE

GROUP HOUSING-8 SECTOR-5
WAVE CITY
WAVE EXECUTIVE FLOORS
GHAZIABAD

ARCHITECT

RAJIV KHANNA & ASSOCIATES(P). LTD.
727 Sec-15 (II), Gurgaon
TELE / FAX : 0124-4035727
e-mail: sabeena@studioklo.com

GENERAL NOTES

LOCATION PLAN

CLIENT

UPPAL CHADHA HI-TECH DEVELOPERS PVT.
C-1,SECTOR-3 NOIDA

OWNER SIGNATURE

ARCHITECT SIGNATURE

RAJIV KHANNA
ARCHITECT GHAZIABAD

SCALE -	DRAWN BY:
DATE :	CHECKED BY:

DRAWING TITLE

SUBMISSION DRAWING
PLOT AND GREEN AREA DIAGRAM

DRAWING NO.

SB_A_002

CALCULATION FOR MAIN UNITS

Area Calculation for Tower Area

S.No.	Description	Ground/Stilt Floor FAR Area in Sq.Mt.	No.Of Floor	No.Of Block	Total Area of Ground/Stilt floor (Sq.Mt.)	TYPICAL Floor FAR: FAR On Typical Floor	TYPICAL Floor FAR: FAR Of All Floors(Includin g ground)	Total FAR Area In Sq.Mt.(Including Ground FAR)	Ground Coverage	Total Ground Coverage	NONFAR: NON-FAR area of one tower at Stilt lvl	NONFAR: Typical Floor NON-FAR	NONFAR: NON-FAR on all floors (including ground NON FAR	NONFAR: Total NON FAR of all floors and all Towers	MUMTY & MACHINE ROOM AREA	Total Mumty &Machine room area	Height of Towers(in Mt.): Total Height
1	TOWER (A) -A1,A6	340.363	5	2	680.726	670.724	3013.083	7387.896	718.544	1437.088	277.676	12.678	441.066	882.132	53.688	107.376	17.75
2	TOWER (A) -A2,A3,A4,A5	406.087	5	4	1624.348	680.281	3057.402	15429.988	725.684	2902.736	318.333	12.678	381.693	1526.772	53.688	214.752	17.75
3	TOWER - (B1,B5,C1,C6,D1,D6,E1)	288.420	5	7	1693.341	553.350	3032.575	21236.991	604.312	4230.184	341.348	12.708	404.896	2834.272	53.688	375.816	17.75
4	TOWER - (B2,B3,B4,C2,C3,C4,C5,D2,D3,D4,D5,E2,E3)	305.753	5	13	3974.138	573.686	3159.133	41199.729	603.680	7850.570	306.140	12.708	369.08	4803.04	53.688	697.944	17.75
5	TOWER - E4	135.840	5	1	135.840	264.905	1464.748	1464.748	203.262	203.262	185.288	9.427	197.333	197.333	26.844	26.844	17.75
	Total				6213.400			86704.935		16723.860				10646.270		1432.732	
	FAR AREA EXCLUDING GROUND FAR (86708.00 - 6213.400)							79494.600	SQ.MT								
	Total area = FAR+ NON FAR + Mumty Machine Room							86577.011	SQ.MT								

Population&Dwelling units Calculation for TOWERS A,B,C,D,E (2BHK & 3BHK)

S.No.	Description	Persons Per Dwelling unit	No. Of Dwelling Unit/ Floor IN a Cluster	No. Of Typical Floor	No. Of Tower	Total No. Of Dwelling Unit Provided	Population
1	TOWER (A) - A1,A6	5	8	5	2	80	400
2	TOWER (A) - A2,A3,A4,A5	5	8	5	4	160	800
3	TOWER - (B1,B5,C1,C6,D1, D6, E1)	5	8	5	7	280	1400
4	TOWER - (B2,B3,B4,C2,C3, C4,C5,D2,D3,D4,D 5,E2,E3)	5	8	5	13	520	2600
5	TOWER -E4	5	4	5	1	20	100
	Total					1060	5300
	Total Population in this Phase				=		5300
	Total NO. of Dwelling Units In this Phase				=		1060

SITE PLAN CALCULATIONS

Description		Area in sqm.	Acres
TOTAL PLOT AREA		152034.79	37.568
Central Green		26692.50	6.595
Permissible FAR	250	380086.975	
Proposed FAR = Area on all floors/site	57.032	86708.000	
Permissible Ground Coverage	40%	60813.916	
Proposed Ground Coverage	11.00%	16723.860	

Parking calculations

Description	Total FAR TOWER(A&B) Area in SQ. MT	Parking Required 1.5 ECS @ 100 SQ.MT.	
Required car parking @ 1.5 ECS on each 100 sq.mt.	79494.600	1177.42	nos.
Parking Provided under stilt and open (602+577)		1179	
Total Parking Provided		1179	nos.

CALCULATION FOR EWS &LIG

Parking calculations For EWS/LIG.

Description	Units /Area Calculations	UNITS
Parking calculation For EWS		
Parking Required For EWS		
2 sq.m. of space/unit(EWS)	664.00	sqm.
Proposed Parking for EWS		
Parking area (01)	677.00	sqm.
Parking area (02)	202.33	sqm.
Total area under open parking	879.33	sqm.
Parking calculation For LIG		
Parking Required for LIG		
1 ECS/ 3 units @ 13.75 sqm. Area(LIG)	1980	sqm.
Total no of ECS required(LIG)	144	numbers
Proposed Parking for LIG		
1 ECS/ 3 units @ 13.75 sqm. Area(LIG)	1980	sqm.
TOTAL NUMBERS OF PROVIDED CAR PARKING	144	Numbers

LOCATION PLAN WITH KHASRA NO.

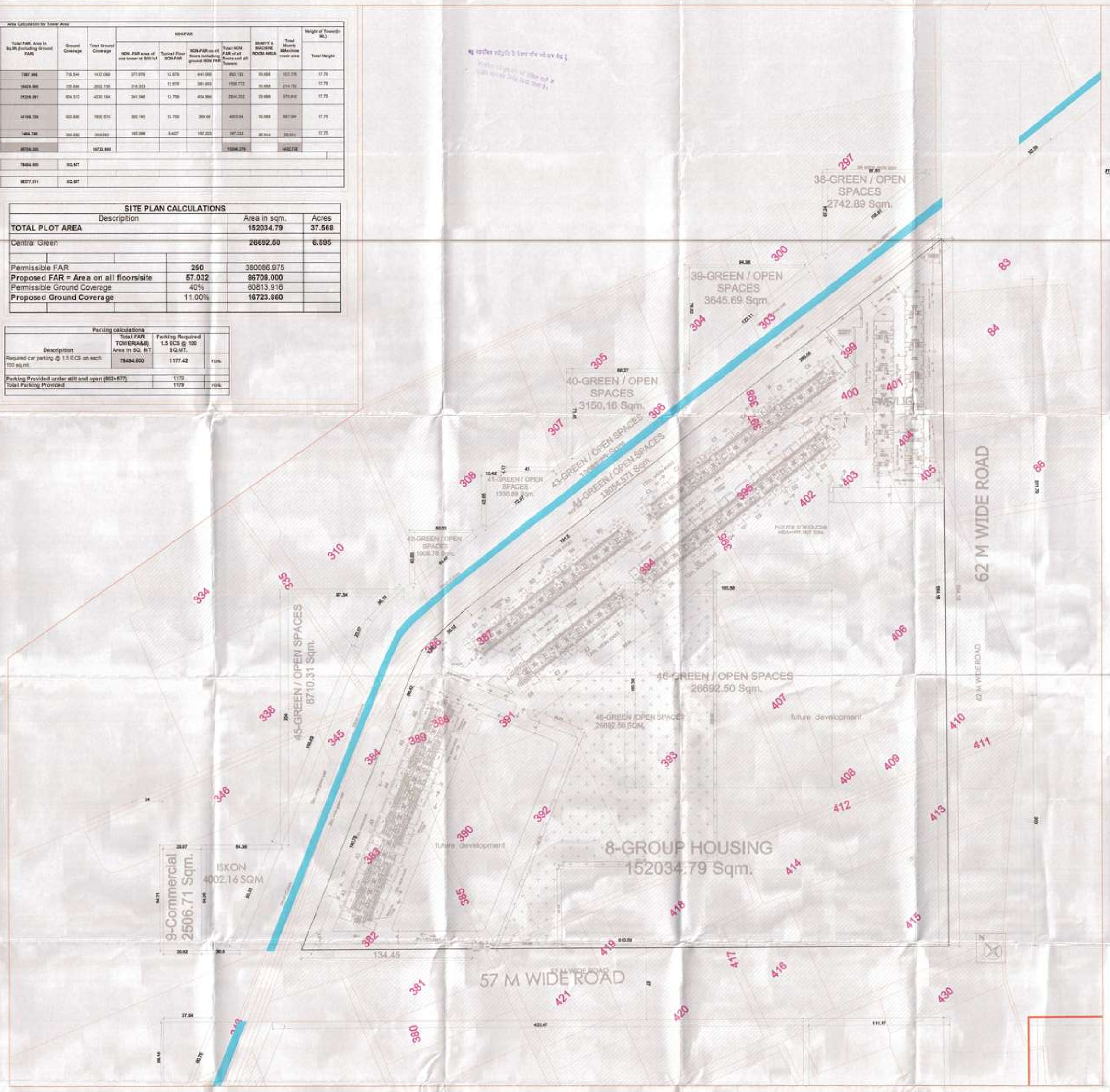

PROJECT TITLE

GROUP HOUSING-8 SECTOR-5
WAVE CITY
WAVE EXECUTIVE FLOORS
GHAZIABAD

ARCHITECT

RAJIV KHANNA & ASSOCIATES(P). LTD.

GENERAL NOTES

KEY PLAN N.T.S.

CLIENT:

UPPAL CHADHA HI-TECH DEVELOPERS PVT.
C-1,SECTOR-3 NOIDA

OWNER SIGNATURE

ARCHITECT SIGNATURE

RAJIV KHANNA
ARCHITECT CA/90/203

SCALE :	DRAWN BY:
DATE :	CHECKED BY:

DRAWING TITLE

SUBMISSION DRAWING
SITE PLAN_SUPERIMPOSED ON SAZARA PLAN

DRAWING NO.

SB_A_003

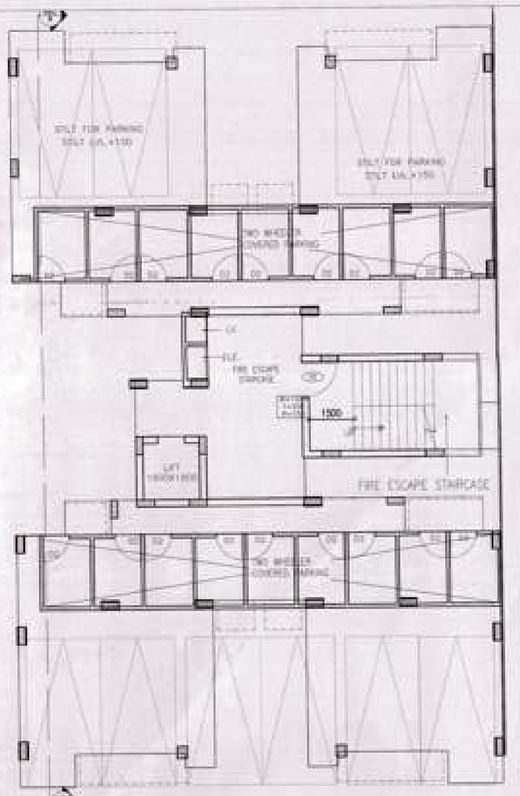

STILT FLOOR PLAN

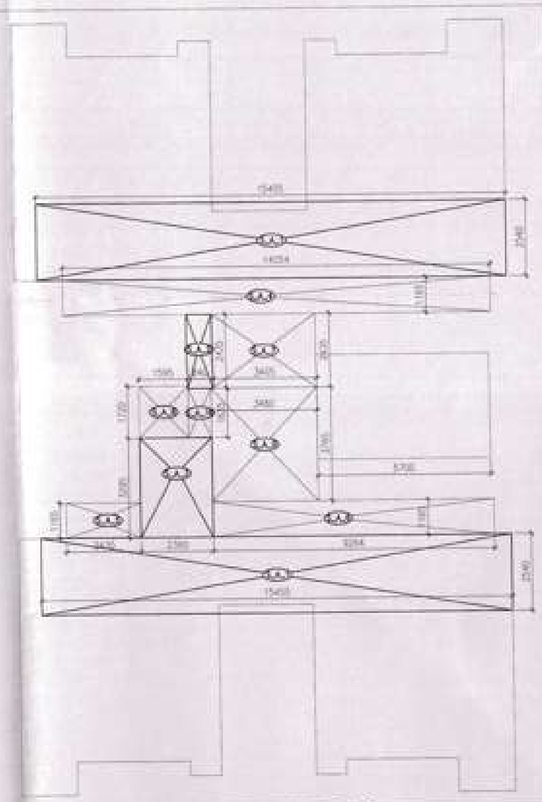

AREA DIAGRAM STILT FLOOR FAR AREA

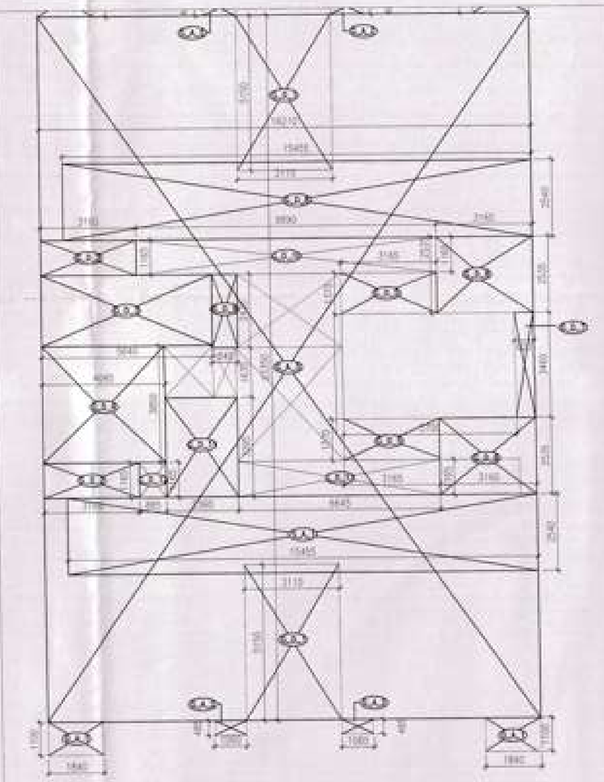

AREA DIAGRAM STILT FLOOR NON FAR AREA

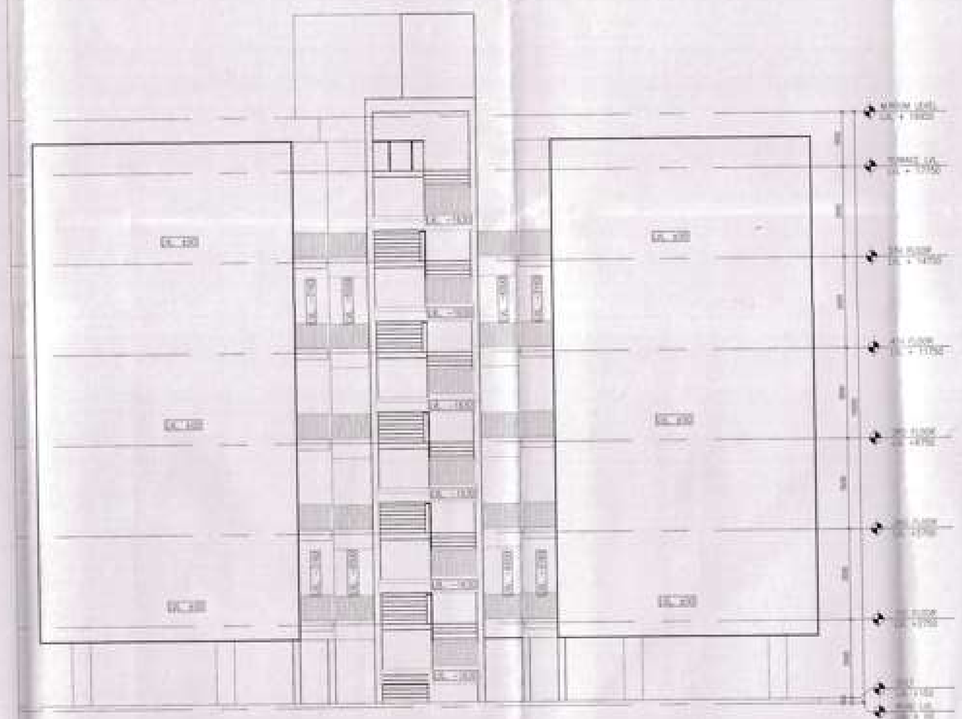

ELEVATION AT-2

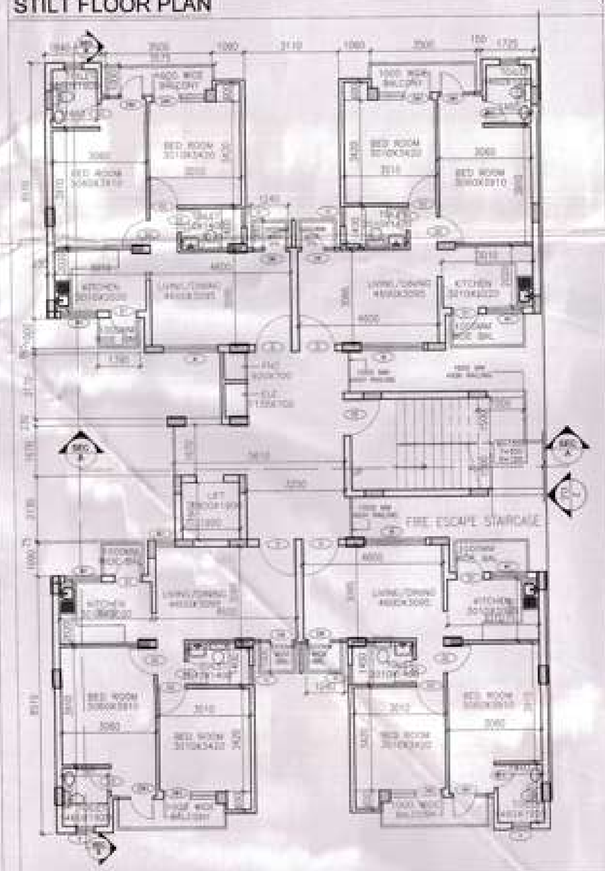

TYPICAL FLOOR PLAN

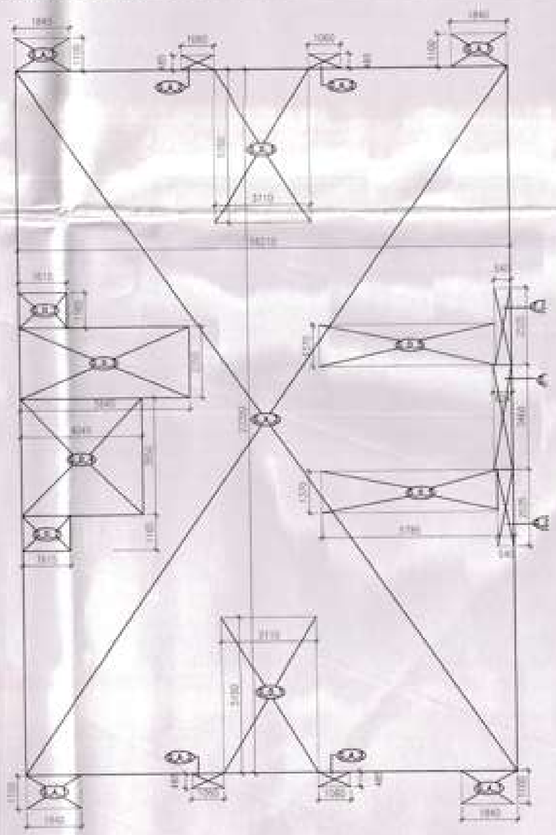

AREA DIAGRAM FOR GROUND COVERAGE

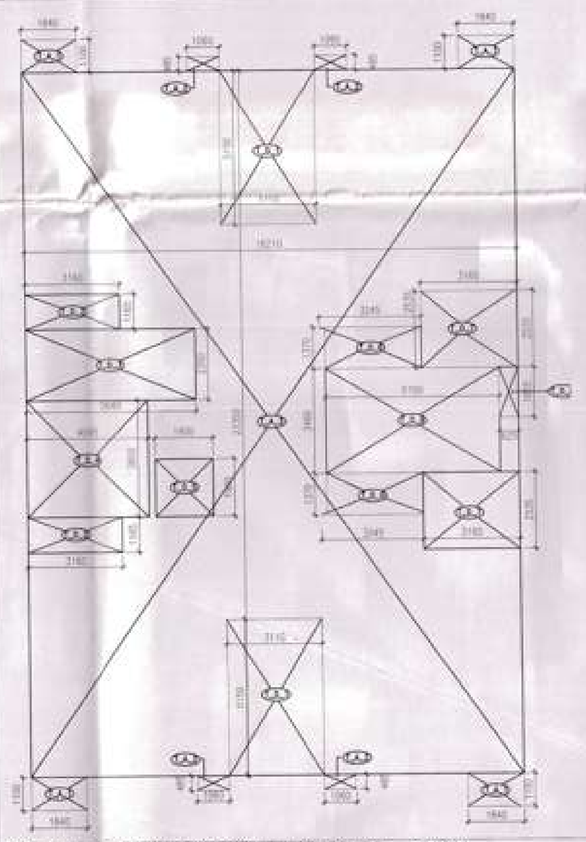

AREA DIAGRAM TYPICAL FLOOR FAR AREA

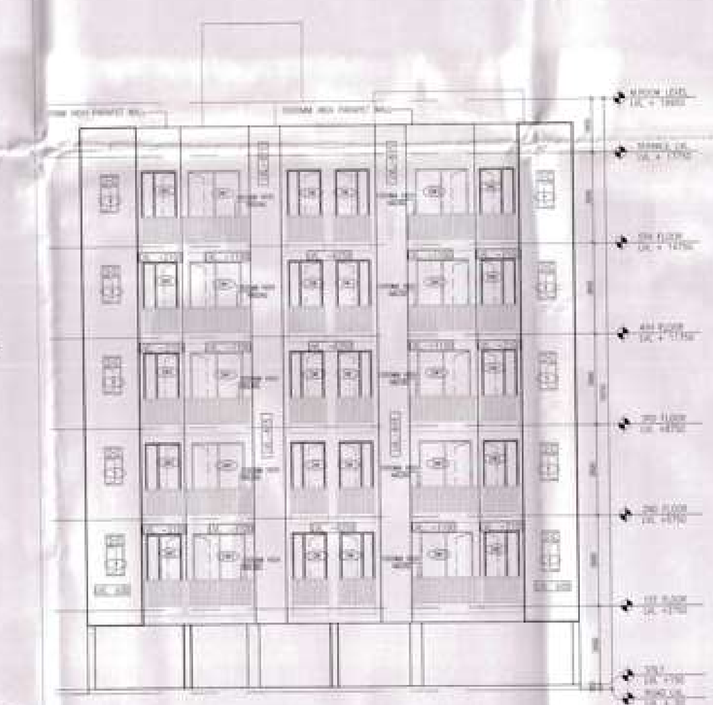

ELEVATION AT-1

SECTION AT A-A

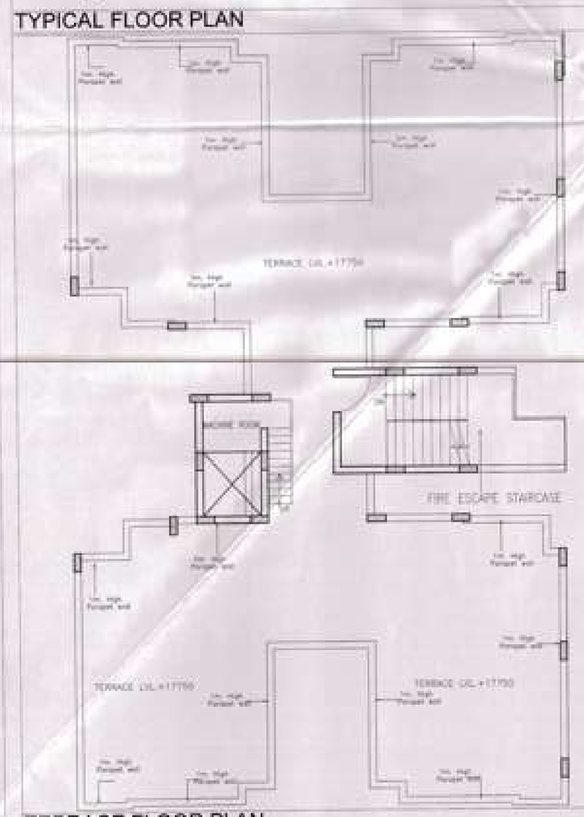

TERRACE FLOOR PLAN

AREA STATEMENT FOR GROUND COVERAGE

S. No	Description	Type	Number	Dimension Length	Dimension Breadth	Calculation	Area	Unit
Addition								
1	A_1	Rectangle	4	1.540	1.100	Length X breadth	6.776	
2	A_2	Rectangle	4	1.000	0.465	Length X breadth	2.056	
3	A_3	Rectangle	1	16.210	23.360	Length X breadth	378.594	
						Total Addition area =	388.426	SQM
Deductions								
1	D_1	Rectangle	2	3.110	5.150	Length X breadth	32.033	
2	D_2	Rectangle	2	1.515	1.100	Length X breadth	3.332	
3	D_3	Rectangle	1	5.440	2.350	Length X breadth	12.784	
4	D_4	Rectangle	1	4.340	3.850	Length X breadth	16.571	
5	D_5	Rectangle	1	4.790	3.400	Length X breadth	16.286	
6	D_6	Rectangle	2	0.540	2.335	Length X breadth	2.522	
7	D_7	Rectangle	1	0.520	3.460	Length X breadth	1.799	
						Total Deductions area =	86.374	
						Total Ground Coverage = Addition area - Deduction area	302.052	SQM

AREA STATEMENT FOR TYPICAL FLOOR (FAR)

S. No	Description	Type	Number	Dimension Length	Dimension Breadth	Calculation	Area	Unit
Addition								
1	F_A_1	Rectangle	4	1.100	1.540	Length X breadth	6.776	
2	F_A_2	Rectangle	4	1.000	0.465	Length X breadth	2.056	
3	F_A_3	Rectangle	1	16.210	23.360	Length X breadth	378.594	
						Total Addition area =	388.426	SQM
Deductions								
1	D_1	Rectangle	2	3.110	5.150	Length X breadth	32.033	
2	D_2	Rectangle	2	1.515	1.100	Length X breadth	3.332	
3	D_3	Rectangle	1	5.440	2.350	Length X breadth	12.784	
4	D_4	Rectangle	1	4.340	3.850	Length X breadth	16.571	
5	D_5	Rectangle	1	4.790	3.400	Length X breadth	16.286	
6	D_6	Rectangle	2	0.540	2.335	Length X breadth	2.522	
7	D_7	Rectangle	1	0.520	3.460	Length X breadth	1.799	
8	D_8	Rectangle	1	5.700	3.460	Length X breadth	19.722	
						Total deductions area =	117.265	SQM
						Typical floor area = Addition area - Deduction area	271.161	SQM

AREA DIAGRAM BALCONY 1

AREA DIAGRAM BALCONY 2

AREA DIAGRAM BALCONY 3

AREA DIAGRAM BALCONY 4

TOTAL NO. OF TYPICAL FLOORS	4	
F.A.R TYPICAL FLOOR	271.161	SQM
TOTAL F.A.R TYPICAL FLOORS (1ST - 7TH STILT)	1084.644	SQM
F.A.R STILT FLOOR	142.846	SQM
TOTAL F.A.R OF (S+8) =TOTAL FAR FOR TYPICAL FLOORS + STILT FLOOR FAR =	1506.774	SQM

FLOOR AREA CALCULATION

AREA STATEMENT FOR STILT FLOOR NON FAR AREA

S. No	Description	Type	Number	Dimension Length	Dimension Breadth	Calculation	Area	Unit
Addition								
1	S_A_1	Rectangle	4	1.540	1.100	Length X breadth	6.776	
2	S_A_2	Rectangle	4	1.000	0.465	Length X breadth	2.056	
3	S_A_3	Rectangle	1	16.210	23.360	Length X breadth	378.594	
						Total Addition area =	388.426	SQM
Deductions								
1	S_D_1	Rectangle	2	3.110	4.870	Length X breadth	30.291	
2	S_D_2	Rectangle	2	10.400	2.540	Length X breadth	78.511	
3	S_D_3	Rectangle	1	8.990	9.530	Length X breadth	84.879	
4	S_D_4	Rectangle	1	5.320	2.535	Length X breadth	32.386	
5	S_D_5	Rectangle	1	0.525	3.460	Length X breadth	2.163	
						Total Deductions area =	227.192	
						Total Stilt Floor(Non FAR) = Addition area - Deduction area	161.234	SQM

AREA STATEMENT FOR STILT FLOOR FAR AREA

S. No	Description	Type	Number	Dimension Length	Dimension Breadth	Calculation	Area	Unit
Addition								
1	S_A_1	Rectangle	2	15.400	2.540	Length X breadth	78.311	
2	S_A_2	Rectangle	1	0.940	2.435	Length X breadth	2.345	
3	S_A_3	Rectangle	1	2.360	3.295	Length X breadth	7.776	
4	S_A_4	Rectangle	1	14.004	1.165	Length X breadth	16.315	
5	S_A_5	Rectangle	1	2.430	1.165	Length X breadth	2.831	
6	S_A_6	Rectangle	1	5.264	1.165	Length X breadth	12.797	
7	S_A_7	Rectangle	1	1.400	2.435	Length X breadth	3.291	
8	S_A_8	Rectangle	1	1.560	1.720	Length X breadth	2.743	
9	S_A_9	Rectangle	1	0.940	1.835	Length X breadth	1.725	
10	S_A_10	Rectangle	1	2.460	3.765	Length X breadth	13.102	
						Total Addition area =	142.846	SQM
						STILT FLOOR (FAR)	142.846	SQM

FLOOR AREA CALCULATION

AREA STATEMENT FOR BALCONY

S. No	Description	Type	Number	Dimension Length	Dimension Breadth	Calculation	Area	Unit
Addition BALCONY 1								
1	B_A_1	Rectangle	4	3.575	1.000	Length X breadth	14.300	
Addition BALCONY 2								
1	B_A_2	Rectangle	2	1.240	1.000	Length X breadth	2.480	
Addition BALCONY 3								
1	B_A_3	Rectangle	2	2.485	1.000	Length X breadth	4.970	
Addition BALCONY 4								
1	B_A_4	Rectangle	2	1.395	1.000	Length X breadth	2.790	
						Total Addition area =	24.540	SQM

BALCONY AREA CALCULATION

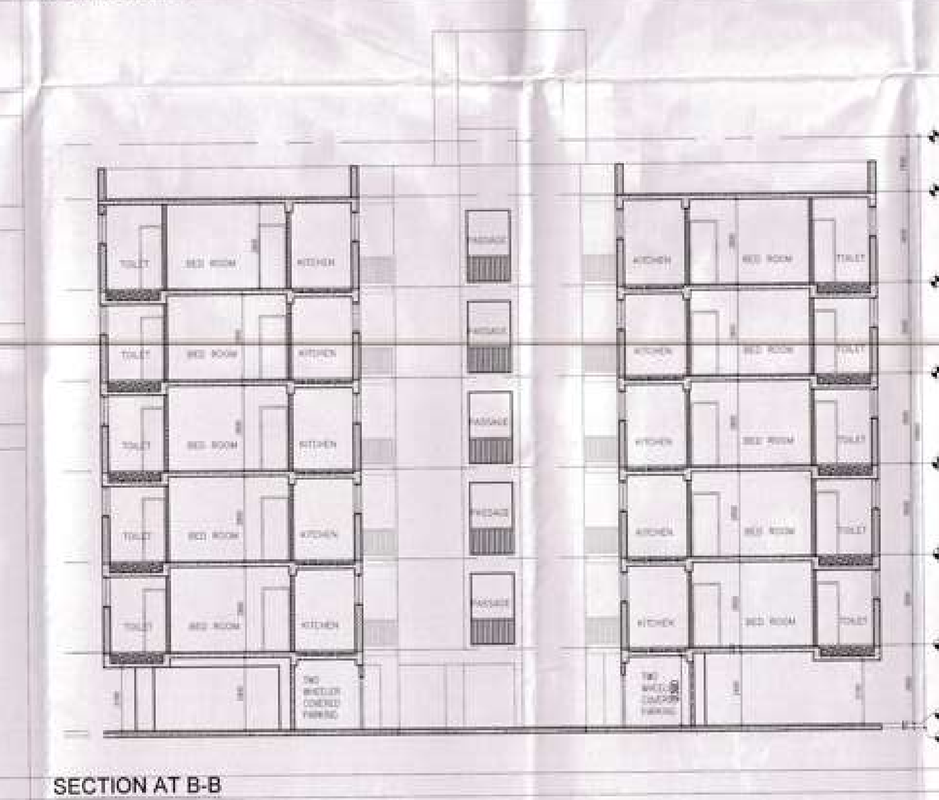

SECTION AT B-B

MUMTY &MACHINE ROOM AREA

HIMANSHU SINGHAL
M. Tech (Structural)
Sr. Str. MNS Pvt. Ltd.
New Delhi

DOOR WINDOW SCHEDULE

S.NO.	ITEM	SIZE	C.LVL	L.LVL
01	D	1200X2500	–	2500
02	D1	900X2500	–	2500
03	D2	900X2100	–	2100
04	D3	750X2100	–	2100
05	DW	1100X2500	100	2500
06	DW1	1745X2500	100	2500
07	DW2	1145X2500	100	2500
08	W	1800X1600	900	2500
09	W1	1200X1450	1050	2500
10	W2	655X2400	100	2500
11	V	600X1300	1200	2500

PROJECT TITLE

GROUP HOUSING-8 SECTOR-5
WAVE CITY

WAVE EXECUTIVE FLOORS
GHAZIABAD

ARCHITECT

RAJIV KHANNA & ASSOCIATES(P). LTD.
727, Sec-15 (A), Gurgaon
TELE / FAX : 0124-4035727
e-mail: sabeena@studiolele.com

GENERAL NOTES

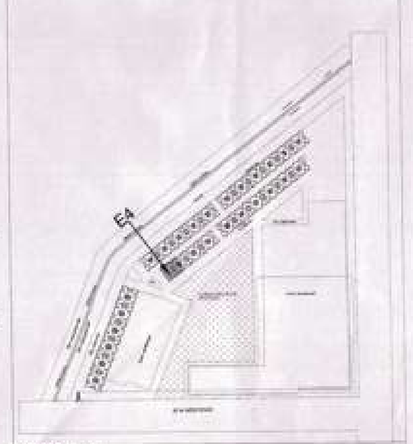

KEY PLAN

CLIENT:

UPPAL CHADHA HI-TECH DEVELOPERS PVT.
C-1,SECTOR-3 NOIDA

OWNER SIGNATURE

ARCHITECT SIGNATURE

RAJIV KHANNA
ARCHITECT CA/2000/27

SCALE - 1:100	DRAWN BY:
DATE	CHECKED BY:

DRAWING TITLE

SUBMISSION DRAWING (2BHK)
PLAN,SECTIONS,ELEVATIONS AND
AREA DIAGRAM TOWER-E4 (S+5)

DRAWING NO.

SB_A_100

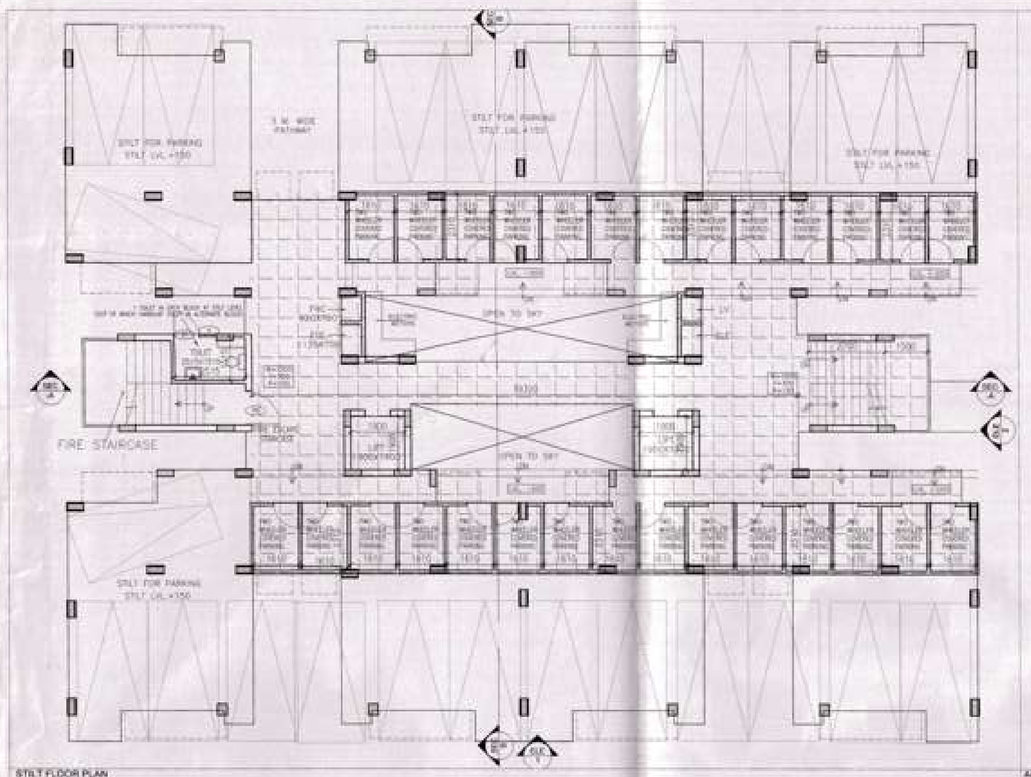

STILT FLOOR PLAN

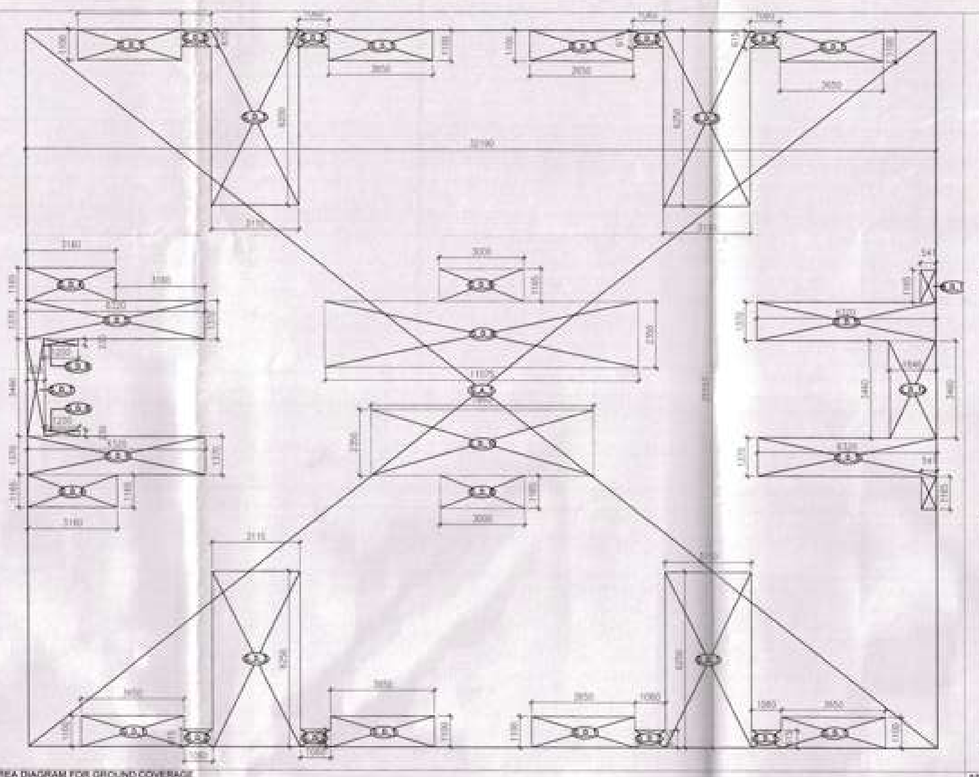

AREA DIAGRAM FOR GROUND COVERAGE

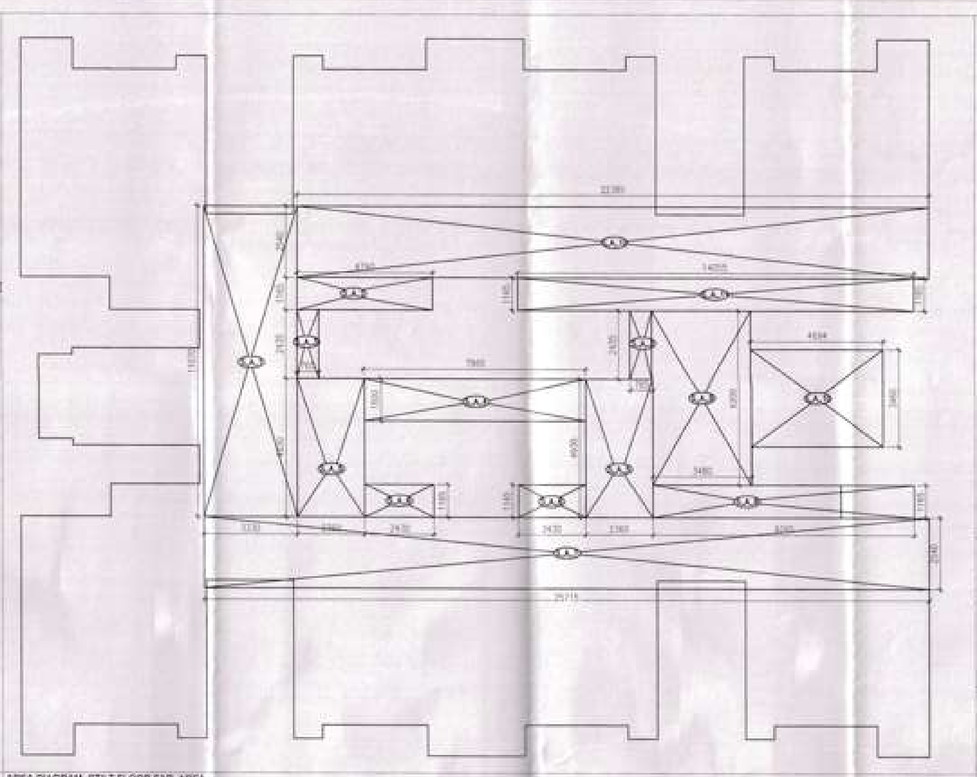

AREA DIAGRAM STILT FLOOR FAR AREA

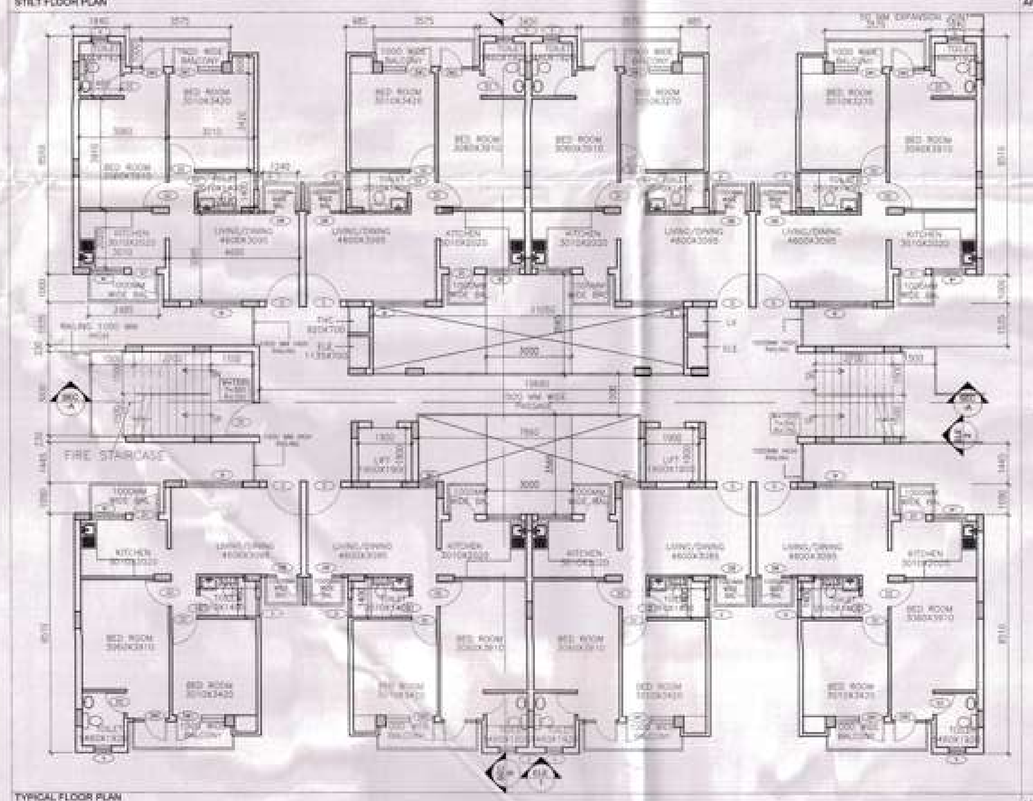

TYPICAL FLOOR PLAN

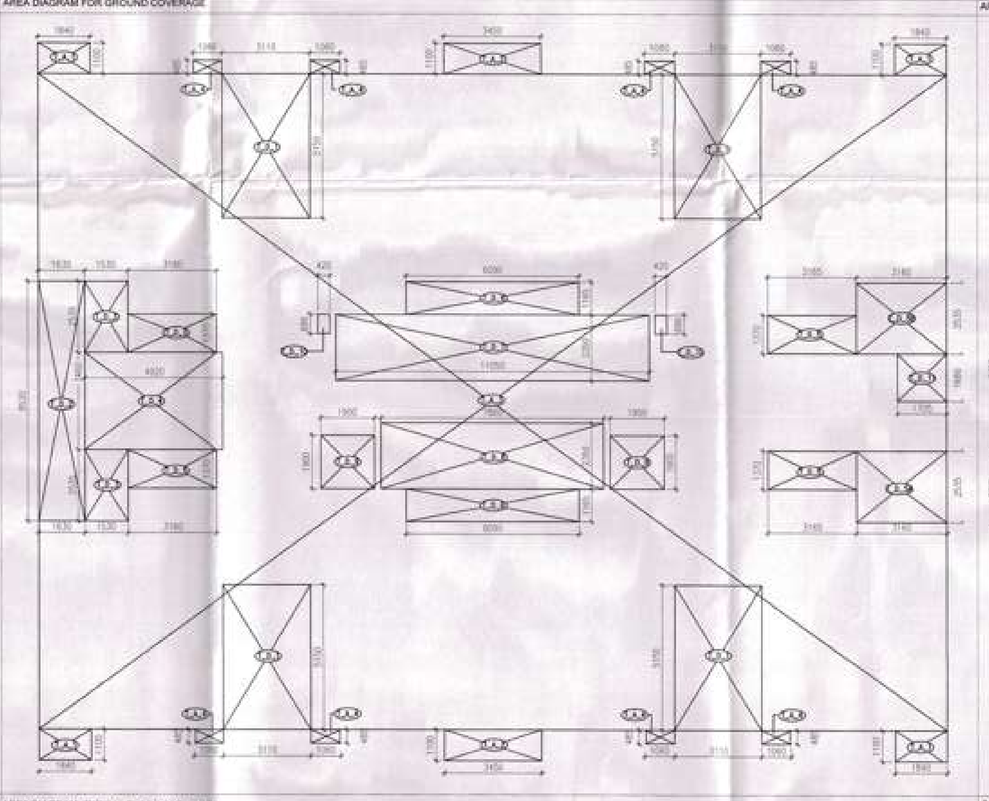

AREA DIAGRAM TYPICAL FLOOR FAR AREA

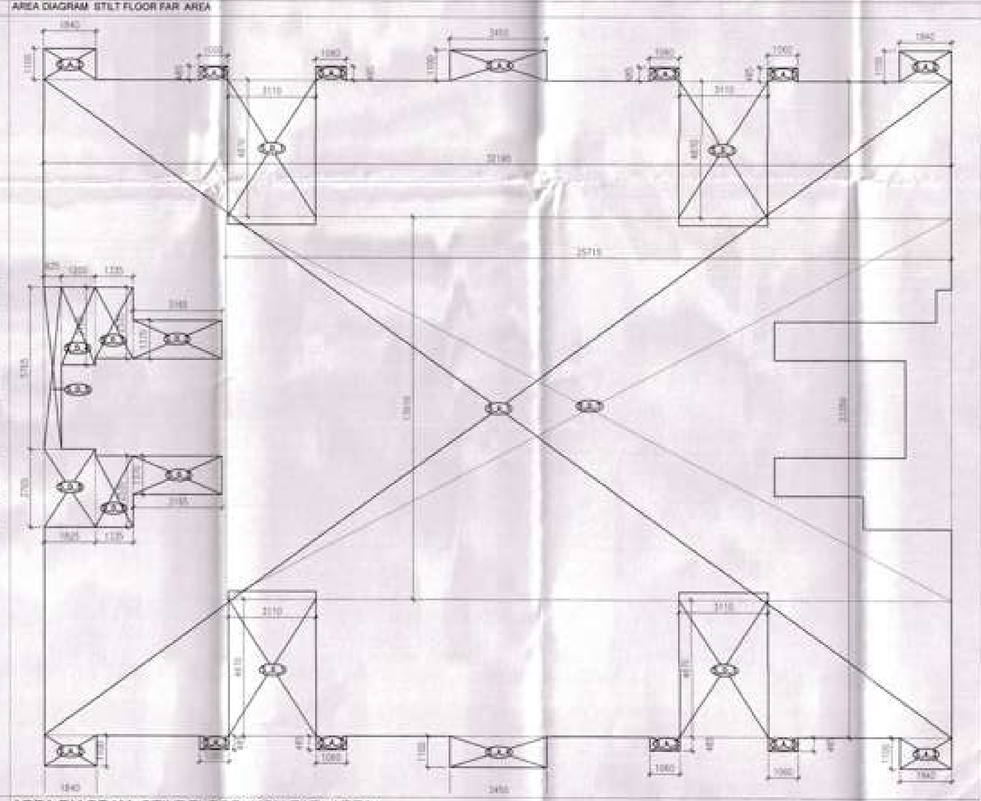

AREA DIAGRAM STILT FLOOR NON FAR AREA

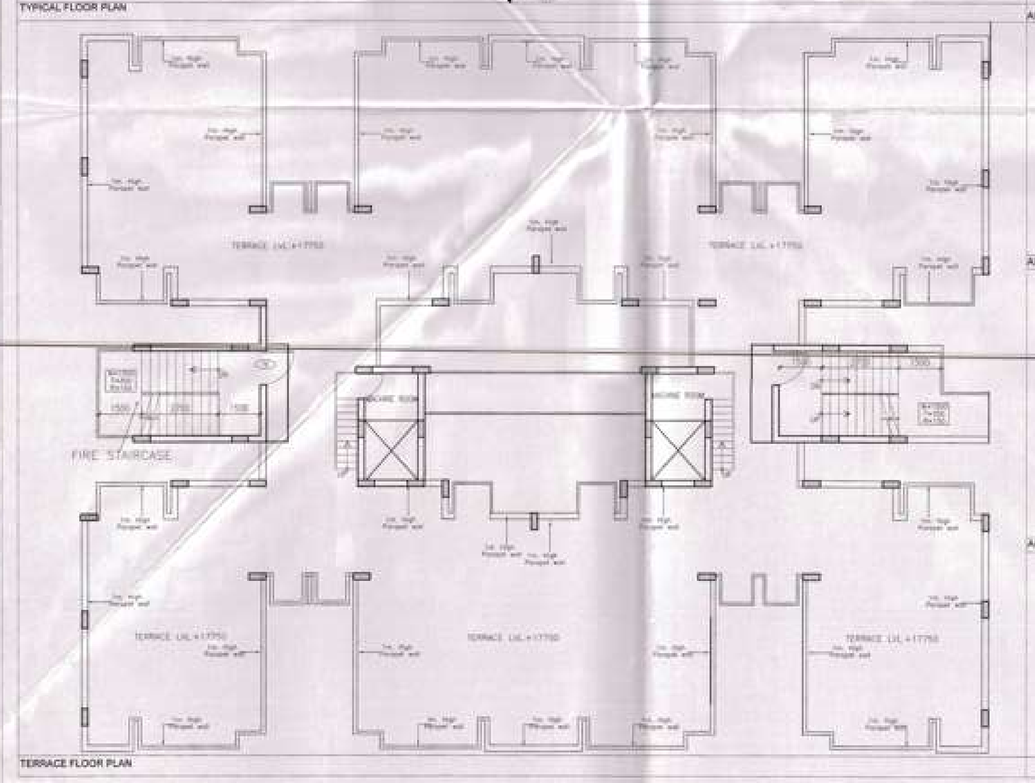

TERRACE FLOOR PLAN

AREA STATEMENT FOR GROUND COVERAGE

S. No	Description	Type	Number	Dimension Length	Dimension Breadth	Calculation	Area	Unit
Addition								
1	G_A_1	Rectangle	1	32.190	25.012	Length X breadth	805.161	
						Total Addition area =	**805.161**	**SQM.**
Deductions								
1	G_D_1	Rectangle	4	0.690	0.400	Length X breadth	0.108	
2	G_D_2	Rectangle	4	1.080	0.810	Length X breadth	3.216	
3	G_D_3	Rectangle	4	3.110	0.230	Length X breadth	2.856	
4	G_D_4	Rectangle	2	3.150	1.165	Length X breadth	7.343	
5	G_D_5	Rectangle	2	5.320	1.315	Length X breadth	34.924	
6	G_D_6	Rectangle	2	1.200	0.230	Length X breadth	0.552	
7	G_D_7	Rectangle	2	0.524	0.460	Length X breadth	0.482	
8	G_D_8	Rectangle	2	3.000	1.165	Length X breadth	6.990	
9	G_D_9	Rectangle	2	11.375	2.340	Length X breadth	53.325	
10	G_D_10	Rectangle	1	1.860	2.350	Length X breadth	18.471	
11	G_D_11	Rectangle	2	0.941	1.165	Length X breadth	2.195	
12	G_D_12	Rectangle	1	1.840	2.400	Length X breadth	5.088	
						Total Deductions area =	**216.229**	
						Total Ground Coverage = Addition area - Deduction area	**804.932**	**SQM.**

AREA STATEMENT FOR STILT FLOOR FAR AREA

S. No	Description	Type	Number	Dimension Length	Dimension Breadth	Calculation	Area	Unit
Addition								
1	S_A_1	Rectangle	1	3.330	11.270	Length X breadth	36.563	
2	S_A_2	Rectangle	1	4.790	1.165	Length X breadth	5.580	
3	S_A_3	Rectangle	1	0.765	2.420	Length X breadth	1.726	
4	S_A_4	Rectangle	1	7.860	1.500	Length X breadth	11.790	
5	S_A_5	Rectangle	2	2.360	4.500	Length X breadth	23.270	
	S_A_6	Rectangle	2	2.450	1.165	Length X breadth	5.662	
	S_A_7	Rectangle	1	25.715	2.640	Length X breadth	65.316	
	S_A_8	Rectangle	1	5.280	1.165	Length X breadth	15.194	
	S_A_9	Rectangle	1	3.480	6.200	Length X breadth	21.576	
	S_A_10	Rectangle	1	4.694	3.460	Length X breadth	16.241	
	S_A_11	Rectangle	1	14.050	0.165	Length X breadth	10.374	
	S_A_12	Rectangle	1	22.380	2.340	Length X breadth	52.358	
						Total Addition area =	**274.050**	**SQM.**
						STILT FLOOR (FAR) =	**274.050**	**SQM.**

AREA STATEMENT FOR STILT FLOOR NON FAR AREA

S. No	Description	Type	Number	Dimension Length	Dimension Breadth	Calculation	Area	Unit
Addition								
1	S_A_1	Rectangle	1	32.190	23.350	Length X breadth	751.637	
2	S_A_2	Rectangle	4	3.840	0.720	Length X breadth	11.059	
3	S_A_3	Rectangle	8	1.080	0.480	Length X breadth	4.147	
4	S_A_4	Rectangle	2	1.000	0.500	Length X breadth	1.000	
						Total Addition area =	**771.438**	**SQM.**
Deductions								
1	S_D_1	Rectangle	4	1.110	4.875	Length X breadth	20.983	
2	S_D_2	Rectangle	2	3.140	1.375	Length X breadth	8.672	
3	S_D_3	Rectangle	2	2.320	2.535	Length X breadth	11.748	
4	S_D_4	Rectangle	1	1.200	2.785	Length X breadth	3.342	
5	S_D_5	Rectangle	1	0.824	4.750	Length X breadth	3.913	
6	S_D_6	Rectangle	1	1.825	2.760	Length X breadth	5.036	
7	S_D_7	Rectangle	1	26.715	13.610	Length X breadth	363.581	
						Total Deductions area =	**437.972**	
						Total Stilt Floor(Non FAR) = Addition area - Deduction area	**333.466**	**SQM.**

AREA STATEMENT FOR TYPICAL FLOOR (FAR)

S. No	Description	Type	Number	Dimension Length	Dimension Breadth	Calculation	Area	Unit
Addition								
1	T_A_1	Rectangle	8	1.100	1.840	Length X breadth	16.096	
2	T_A_2	Rectangle	2	1.100	3.450	Length X breadth	7.590	
3	T_A_3	Rectangle	1	32.190	23.350	Length X breadth	751.637	
4	T_A_4	Rectangle	8	1.080	0.480	Length X breadth	4.147	
						Total Addition area =	**779.470**	**SQM.**
Deductions								
1	T_D_1	Rectangle	4	3.110	6.130	Length X breadth	84.988	
2	T_D_2	Rectangle	1	1.400	8.100	Length X breadth	11.340	
4	T_D_3	Rectangle	2	1.530	2.535	Length X breadth	7.757	
5	T_D_4	Rectangle	1	4.920	3.460	Length X breadth	17.023	
6	T_D_5A	Rectangle	2	3.140	2.535	Length X breadth	15.921	
8	T_D_6	Rectangle	4	3.140	1.370	Length X breadth	17.237	
9	T_D_8	Rectangle	2	3.360	2.165	Length X breadth	14.190	
12	T_D_7	Rectangle	1	11.050	2.350	Length X breadth	25.968	
11	T_D_9	Rectangle	1	7.800	2.350	Length X breadth	18.411	
12	T_D_9	Rectangle	2	1.800	2.350	Length X breadth	7.728	
13	T_D_10	Rectangle	2	3.420	0.680	Length X breadth	4.678	
14	T_D_11	Rectangle	2	1.720	0.680	Length X breadth	2.904	
						Total deductions area =	**205.377**	**SQM.**
						Typical floor area = Addition area - Deduction area	**574.093**	**SQM.**

AREA STATEMENT FOR STILT FLOOR NON FAR

TOTAL NO. OF TYPICAL FLOORS	8	
F.A.R TYPICAL FLOOR	574.093	SQM.
TOTAL F.A.R TYPICAL FLOORS (VIEW TO SITE)	2616.291	SQM.
F.A.R STILT FLOOR	274.050	SQM.
TOTAL F.A.R OF (S+8) =TOTAL FAR FOR TYPICAL FLOORS + STILT FLOOR FAR	2890.341	SQM.

AREA STATEMENT FOR BALCONY

S. No	Description	Type	Number	Dimension Length	Dimension Breadth	Calculation	Area	Unit
Addition BALCONY 1								
1	B_A_1	Rectangle	8	3.075	1.000	Length X breadth	20.600	
Addition BALCONY 2								
1	B_A_2	Rectangle	8	1.240	1.000	Length X breadth	9.920	
Addition BALCONY 3								
1	B_A_3	Rectangle	4	2.485	1.000	Length X breadth	9.940	
Addition BALCONY 4								
1	B_A_4	Rectangle	4	1.395	1.000	Length X breadth	5.580	
						Total Addition area =	**54.040**	**SQM.**

MUMTY &MACHINE ROOM AREA

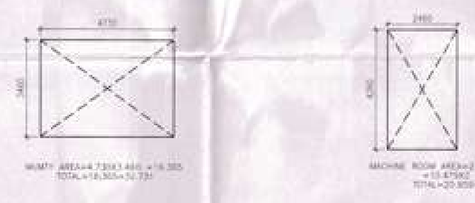

MUMTY AREA=4.7393X4.440 =16.355
TOTAL=16.355+32.731

MACHINE ROOM AREA=2.440X4.240
= 10.4756X2
TOTAL=20.9512+

AREA DIAGRAM OF BALCONY 1

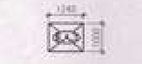

AREA DIAGRAM OF BALCONY 2

AREA DIAGRAM OF BALCONY 3

AREA DIAGRAM OF BALCONY 4

HIMANSHU SINGHAL
M. Tech (Structure)
F-20, MIG Flats, Pitam Pura,
New Delhi-110034

PROJECT TITLE

GROUP HOUSING-8 SECTOR-5 WAVE CITY

WAVE EXECUTIVE FLOORS GHAZIABAD

ARCHITECT

RAJIV KHANNA & ASSOCIATES(P). LTD.
127 Sec-15 (II), Gurgaon
TELE / FAX : 0124-4035727
e-mail: sabeena@studio.com

GENERAL NOTES

DOOR WINDOW SCHEDULE				
S.NO.	ITEM	SIZE	C.LVL	L.LVL
01	D	1200X2500	–	2500
02	D1	900X2500	–	2500
03	D2	900X2100	–	2100
04	D3	750X2100	–	2100
05	DW	1100X2500	100	2500
06	DW1	1745X2500	100	2500
07	DW2	1145X2500	100	2500
08	W	1800X1600	900	2500
09	W1	1200X1450	1050	2500
10	W2	655X2400	100	2500
11	V	600X1300	1200	2500

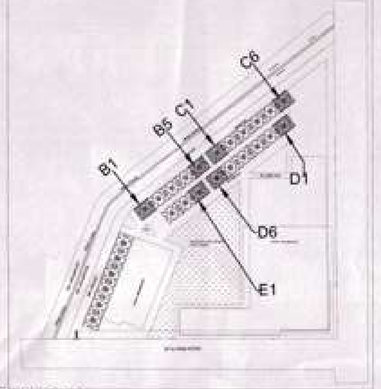

KEY PLAN

CLIENT:

UPPAL CHADHA HI-TECH DEVELOPERS PVT.
C-1,SECTOR-3 NOIDA

OWNER SIGNATURE

ARCHITECT SIGNATURE

RAJIV KHANNA
ARCHITECT CA/90/17

SCALE - 1:100	DRAWN BY:
DATE :	CHECKED BY:

DRAWING TITLE

SUBMISSION DRAWING
PLAN AND AREA DIAGRAM (2BHK)
TOWER- B1,B5,C1,C6,D1,D6 & E' (S+5)

DRAWING NO.

SB_A_100

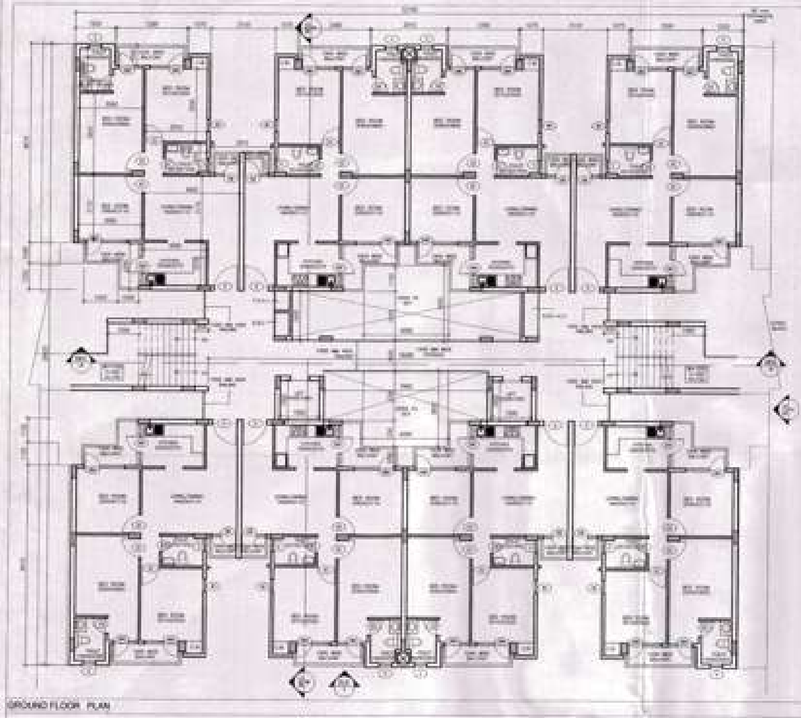

GROUND FLOOR PLAN

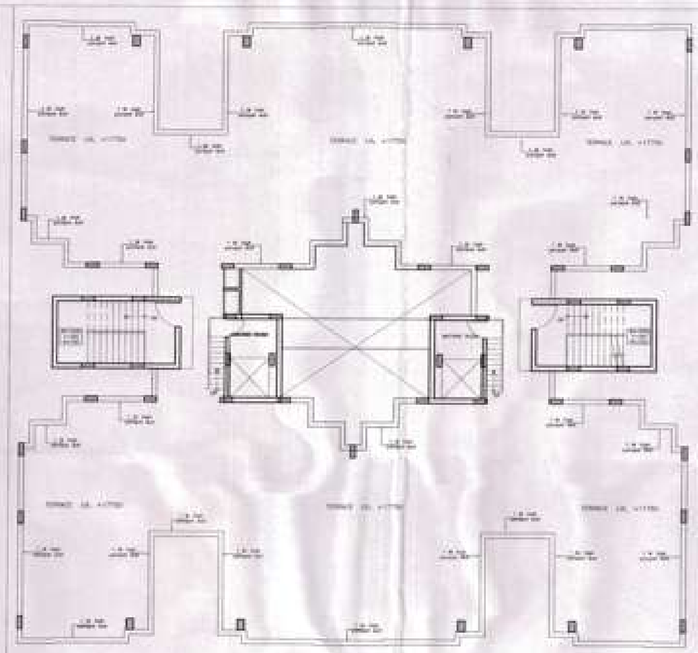

TERRACE FLOOR PLAN

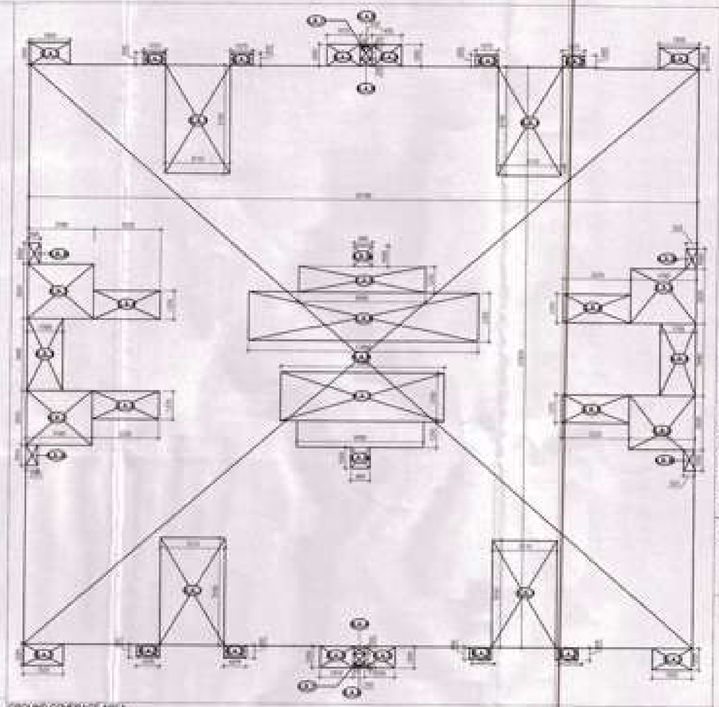

GROUND COVERAGE AREA

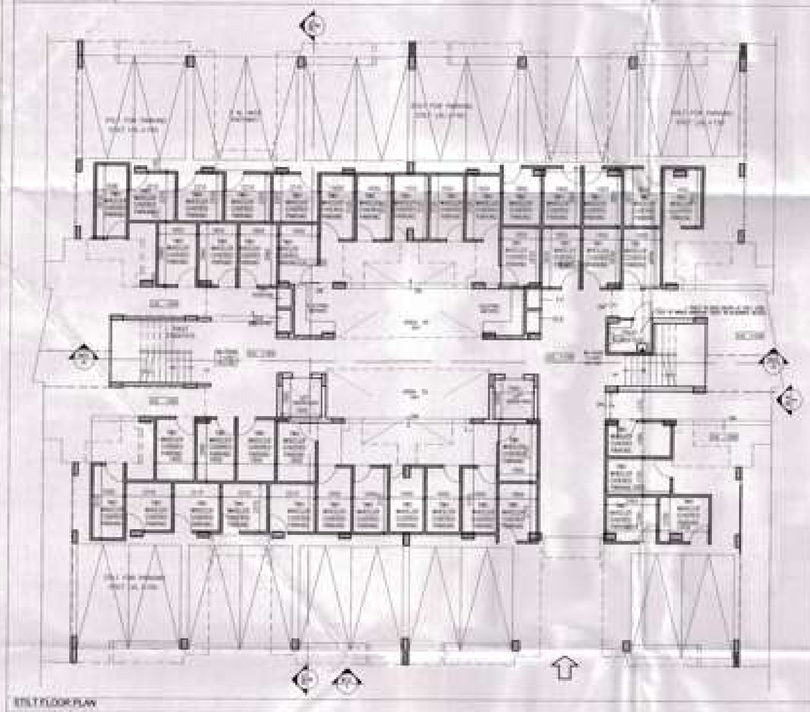

STILT FLOOR PLAN

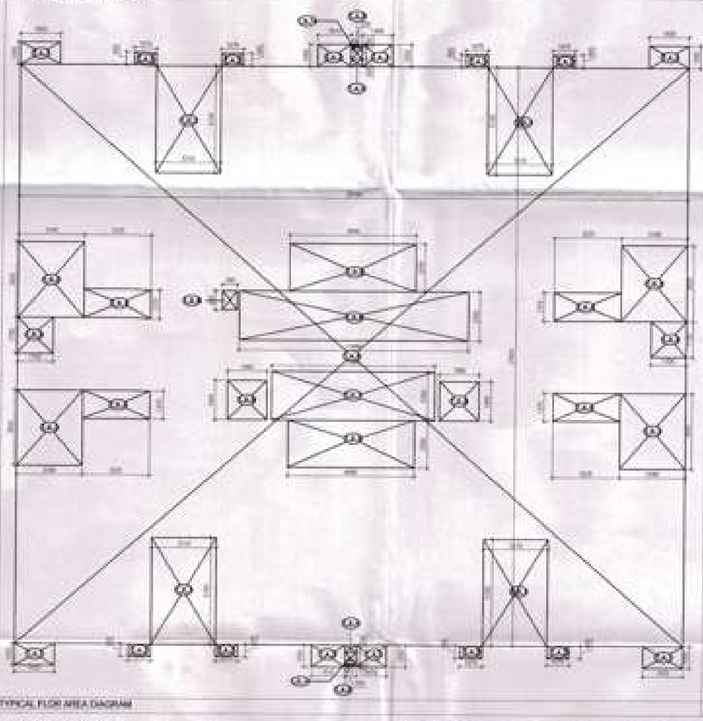

TYPICAL FLOOR AREA DIAGRAM

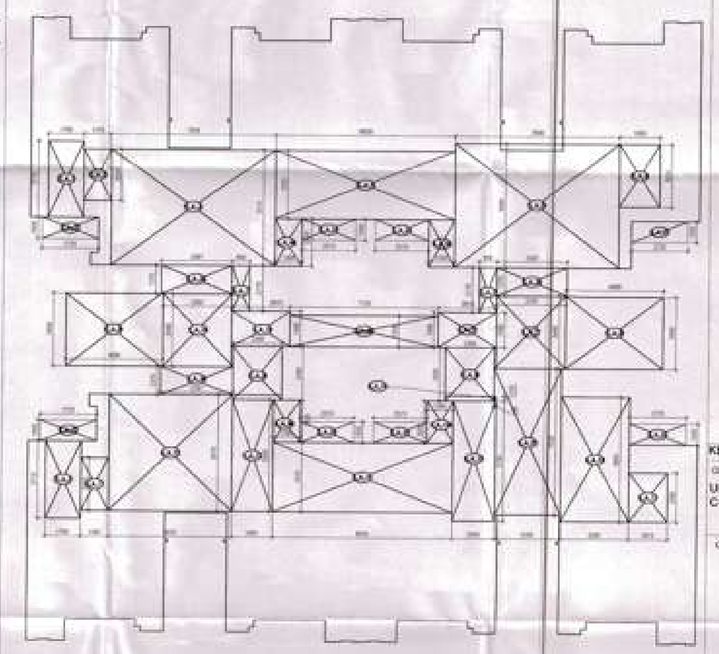

STILT FLOOR AREA

AREA CALCULATION

DOOR WINDOW SCHEDULE				
S.NO.	ITEM	SIZE	C.LVL	L.LVL
01	D	1200X2500	--	2500
02	D1	900X2500	--	2500
03	D2	900X2100	--	2100
04	D3	750X2100	--	2100
05	DW	1100X2500	100	2500
06	DW1	1745X2500	100	2500
07	DW2	1145X2500	100	2500
08	W	1800X1800	900	2500
09	W1	1200X1450	1050	2500
10	W2	655X2400	100	2500
11	V	600X1300	1200	2500

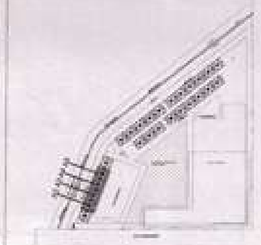

KEY PLAN

CLIENT:
UPPAL CHADHA HI-TECH DEVELOPERS PVT.
C-1,SECTOR-3 NOIDA

OWNER SIGNATURE

ARCHITECT SIGNATURE

RAJIV KHANNA
ARCHITECT CA/90/037

SCALE - 1:100

DRAWN BY:

DATE:

CHECKED BY:

DRAWING TITLE
SUBMISSION DRAWING
PLAN AND AREA DIAGRAM (3BHK)
TOWER - A2,A3,A4 ,A5 (S+5)

DRAWING NO.
SB_A_100

PROJECT TITLE
GROUP HOUSING 8, SECTOR-5
WAVE CITY
(WAVE EXECUTIVE FLOORS)
GHAZIABAD

ARCHITECT
RAJIV KHANNA & ASSOCIATES(P) LTD.
727 Sector 15 (A), Gurgaon
TELE / FAX : 0124-4035727
e-mail : rkhanna@rkassoc.com

GENERAL NOTES

HIMANSHU SINGHAL
B. Tech (Civil)
E-40, Sec Noida

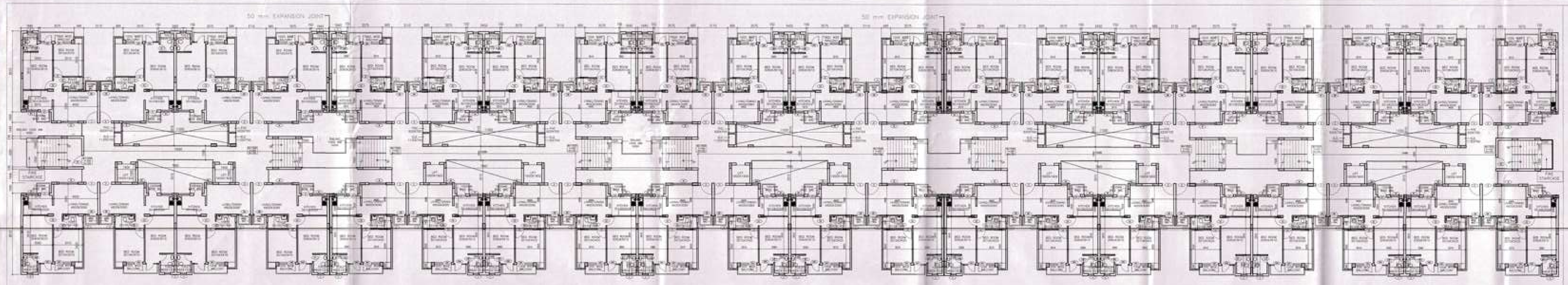

TYPICAL FLOOR PLAN

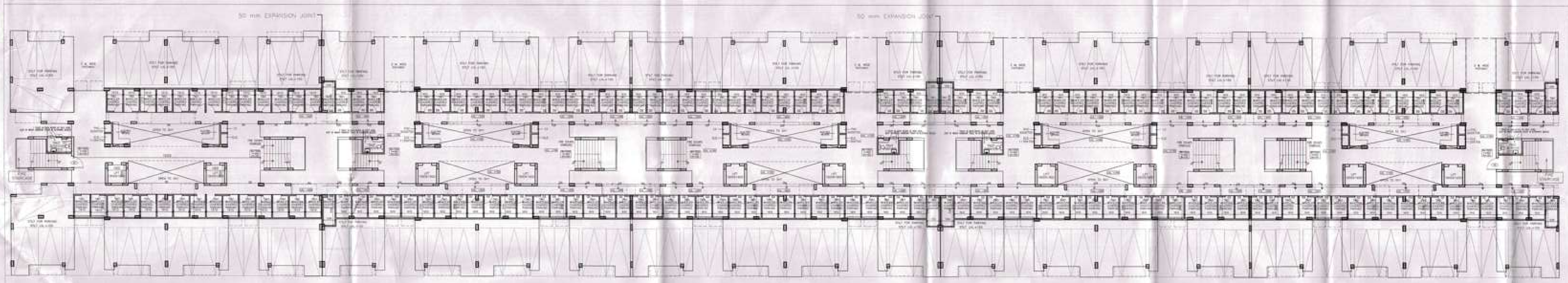

STILT FLOOR PLAN

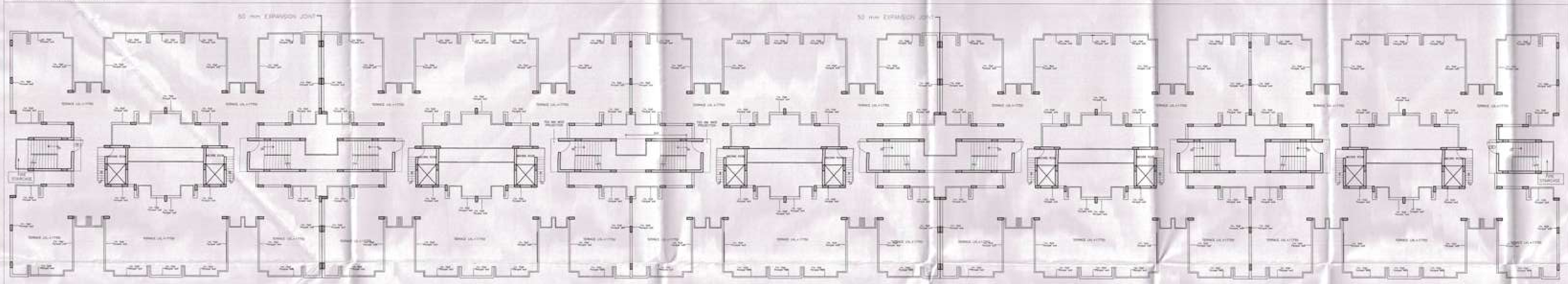

TERRACE FLOOR PLAN

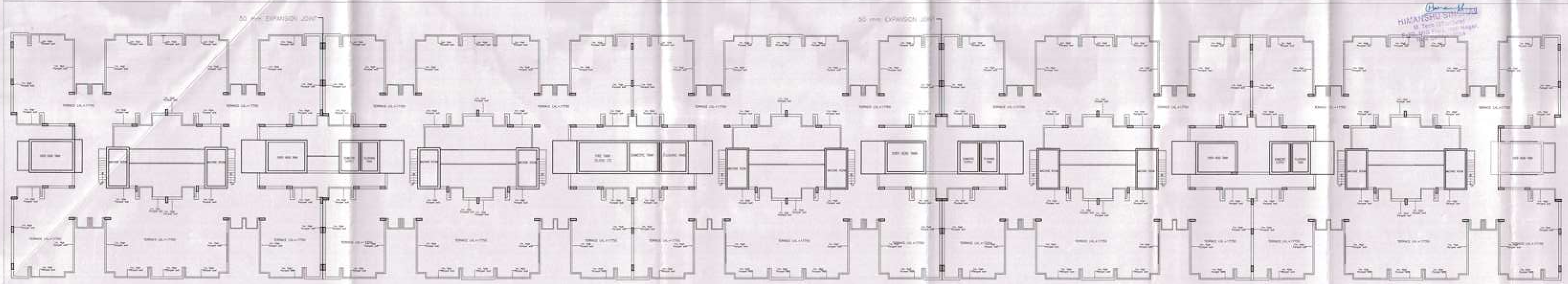

MUMTY/MACHINE ROOM LVL. PLAN

PROJECT TITLE

GROUP HOUSING-8 SECTOR-5
WAVE CITY

WAVE EXECUTIVE FLOORS
GHAZIABAD

ARCHITECT

RAJIV KHANNA & ASSOCIATES(P). LTD.
727, Sec-15 (B), Gurgaon
TELE / FAX : 0124-4035727
e-mail: sobeena@studiokia.com

GENERAL NOTES

KEY PLAN

CLIENT

UPPAL CHADHA HI-TECH DEVELOPERS PVT.
C-1,SECTOR-3 NOIDA

OWNER SIGNATURE

ARCHITECT SIGNATURE

SCALE - 1:100	DRAWN BY:
DATE	CHECKED BY:

DRAWING TITLE

SUBMISSION DRAWING(2BHK)
CLUSTER PLAN TOWER-
B1,B2,B3,B4&B5(S+5)

DRAWING NO.

SB_A_101

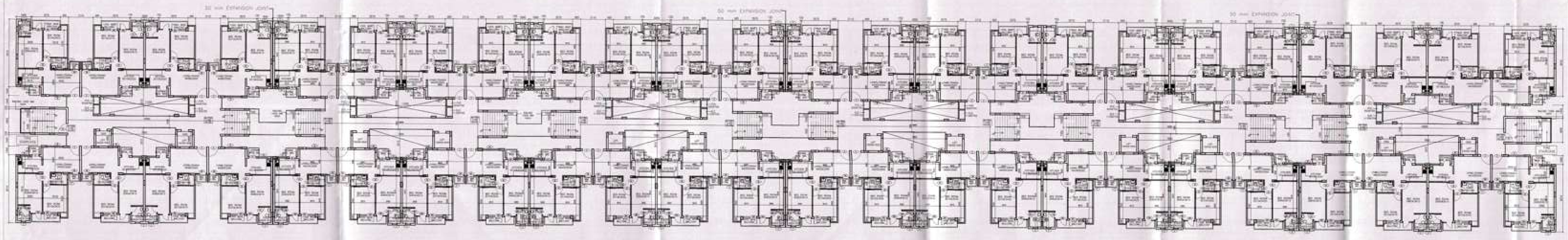

TYPICAL FLOOR PLAN

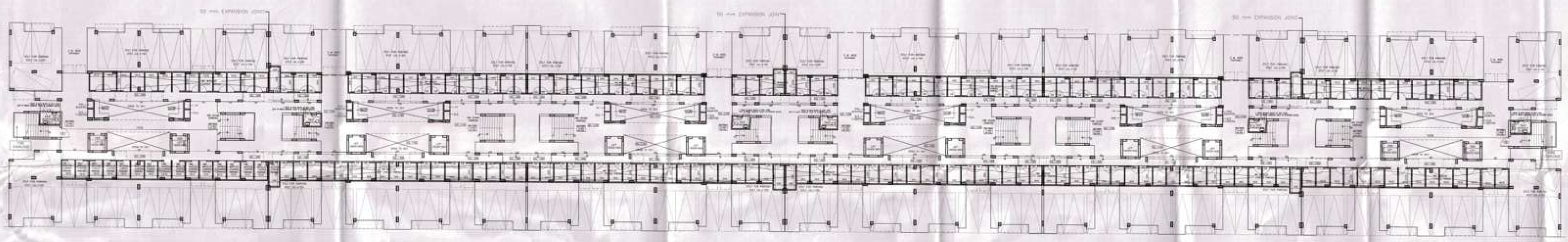

STILT FLOOR PLAN

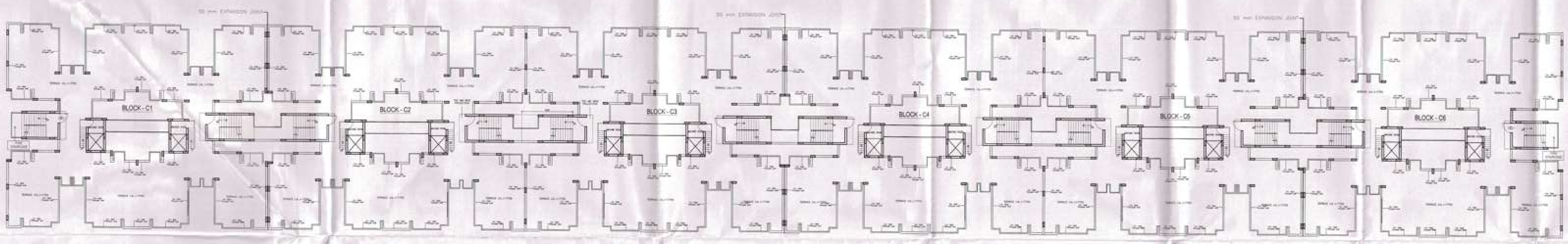

TERRACE FLOOR PLAN

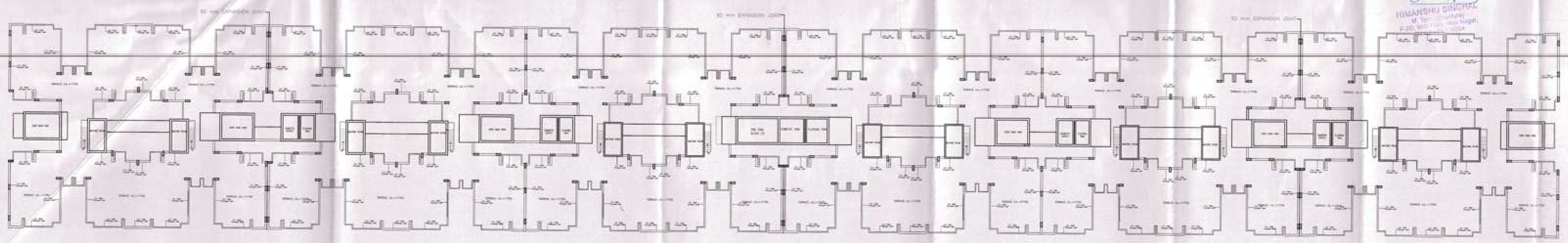

MUMTY/MACHINE ROOM LVL. PLAN

PROJECT TITLE

GROUP HOUSING-8 SECTOR-5
WAVE CITY
WAVE EXECUTIVE FLOORS
GHAZIABAD

ARCHITECT

RAJIV KHANNA & ASSOCIATES(P). LTD.
727, Sec-15 (II), Gurgaon
TELE / FAX : 0124-4035727
e-mail: sobeeno@studiokla.com

GENERAL NOTES

KEY PLAN

CLIENT:

UPPAL CHADHA HI-TECH DEVELOPERS PVT.
C-1,SECTOR-3 NOIDA

OWNER SIGNATURE

ARCHITECT SIGNATURE

RAJIV KHANNA
ARCHITECT

SCALE - 1:100	DRAWN BY:
DATE:	CHECKED BY:

DRAWING TITLE

SUBMISSION DRAWING(2BHK)
CLUSTER PLAN .TOWER-
C1,C2,C3,C4,C5&C6(S+5)

DRAWING NO.

SB_A_101

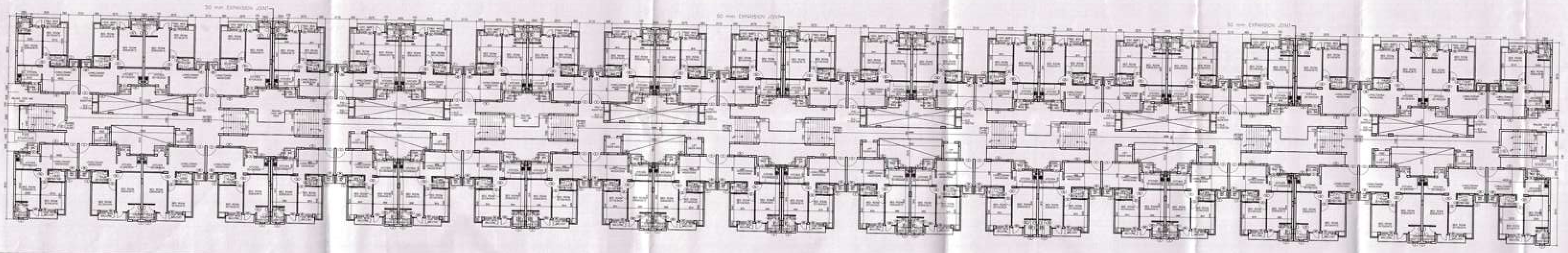

TYPICAL FLOOR PLAN

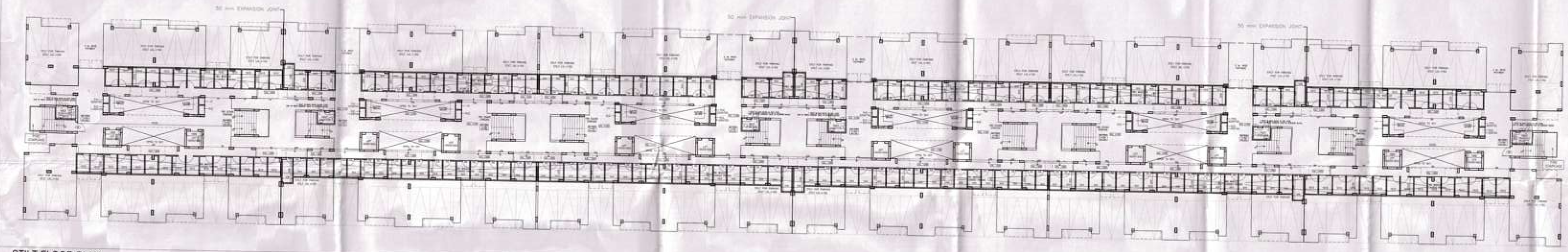

STILT FLOOR PLAN

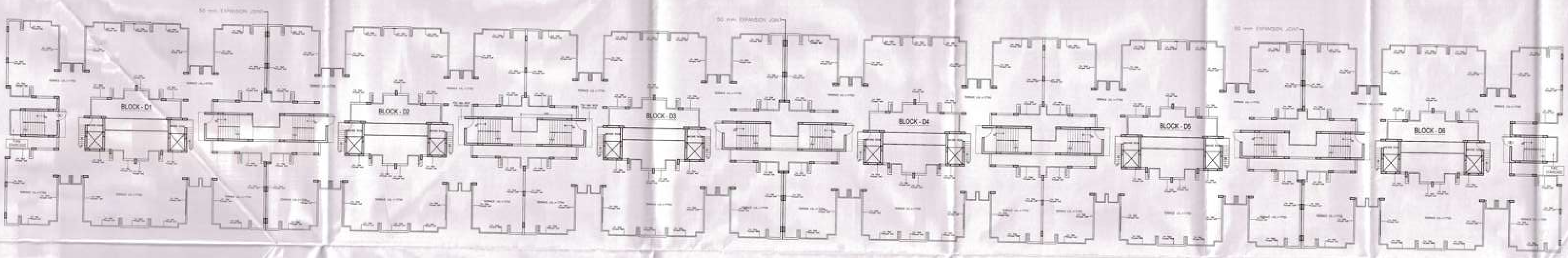

TERRACE FLOOR PLAN

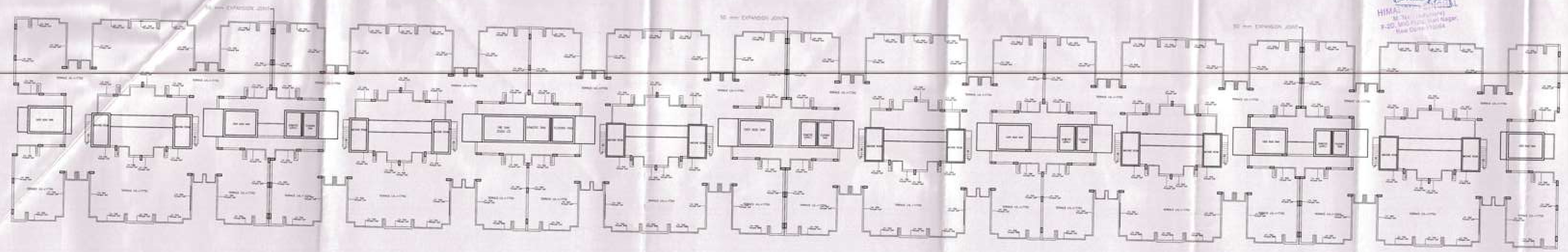

MUMTY/MACHINE ROOM LVL. PLAN

PROJECT TITLE

GROUP HOUSING-8 SECTOR-5
WAVE CITY

WAVE EXECUTIVE FLOORS
GHAZIABAD

ARCHITECT

RAJIV KHANNA & ASSOCIATES(P). LTD.
727 Sec-15 (II), Gurgaon
TELE / FAX : 0124-4015727
e-mail: sabeena@studiokla.com

GENERAL NOTES

KEY PLAN

CLIENT:

UPPAL CHADHA HI-TECH DEVELOPERS PVT.
C-1,SECTOR-3 NOIDA

OWNER SIGNATURE

ARCHITECT SIGNATURE

RAJIV KHANNA
ARCHITECT GHAZIABAD

SCALE - 1:100	DRAWN BY:
DATE :	CHECKED BY:

DRAWING TITLE

SUBMISSION DRAWING(2BHK)
CLUSTER PLAN .TOWER-
D1,D2,D3,D4,D5&D6(S+5)

DRAWING NO.

SB_A_101

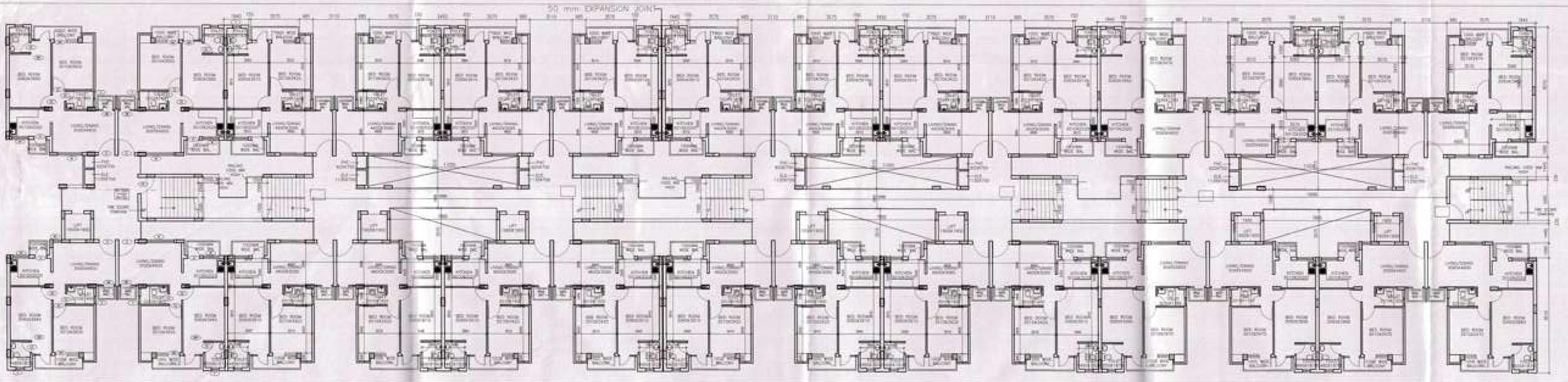

TYPICAL FLOOR PLAN

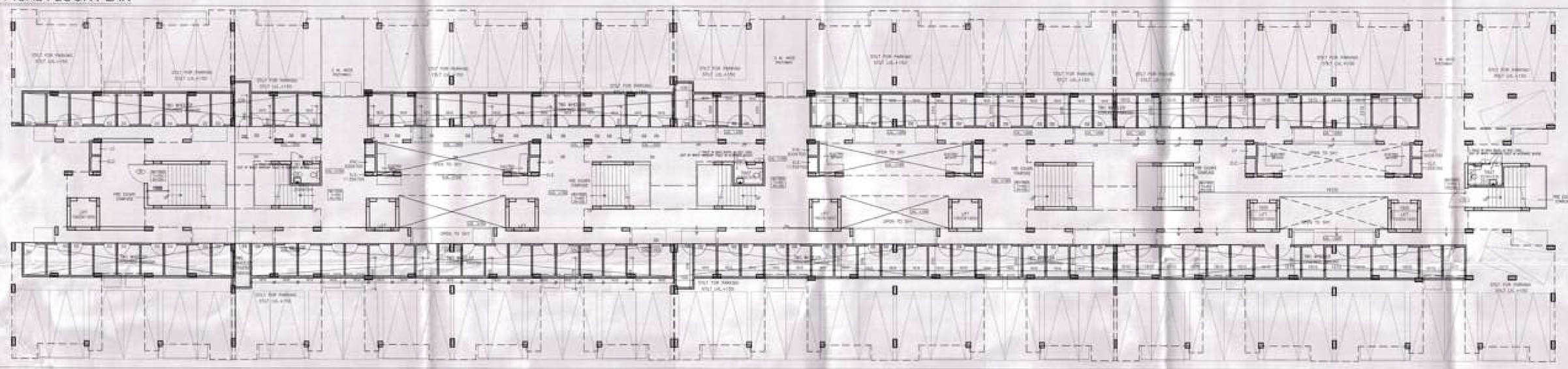

STILT FLOOR PLAN

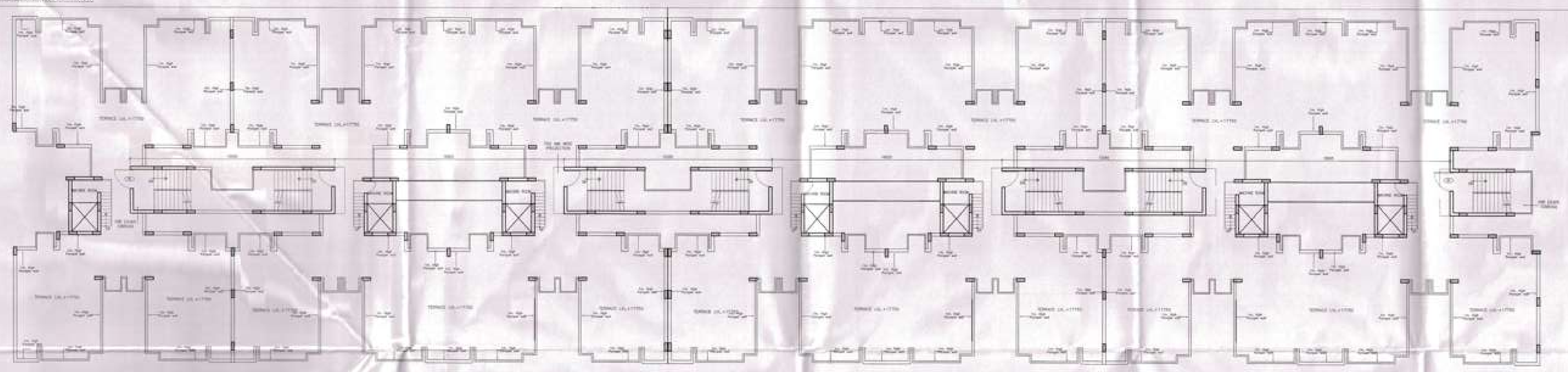

TERRACE FLOOR PLAN

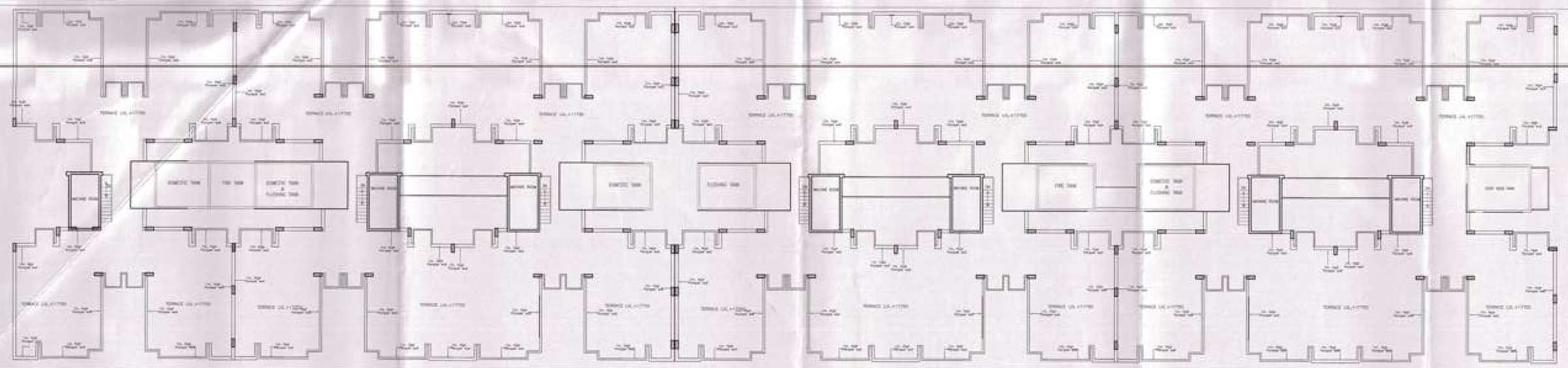

MUMTY/MACHINE ROOM LVL. PLAN

PROJECT TITLE

GROUP HOUSING-8 SECTOR-5
WAVE CITY

WAVE EXECUTIVE FLOORS
GHAZIABAD

ARCHITECT

RAJIV KHANNA & ASSOCIATES(P). LTD.
727 Sec-15 (II), Gurgaon
TELE. / FAX :-0124-4035727
e-mail: sapeenu@studiolio.com

GENERAL NOTES

KEY PLAN

CLIENT

UPPAL CHADHA HI-TECH DEVELOPERS PVT.
C-1,SECTOR-3 NOIDA

OWNER SIGNATURE

ARCHITECT SIGNATURE

RAJIV KHANNA
ARCHITECT

SCALE - 1:100	DRAWN BY:
DATE	CHECKED BY:

DRAWING TITLE

SUBMISSION DRAWING(2BHK)
CLSTUER PLAN .TOWER-
E4(S+5)

DRAWING NO.

SB_A_101

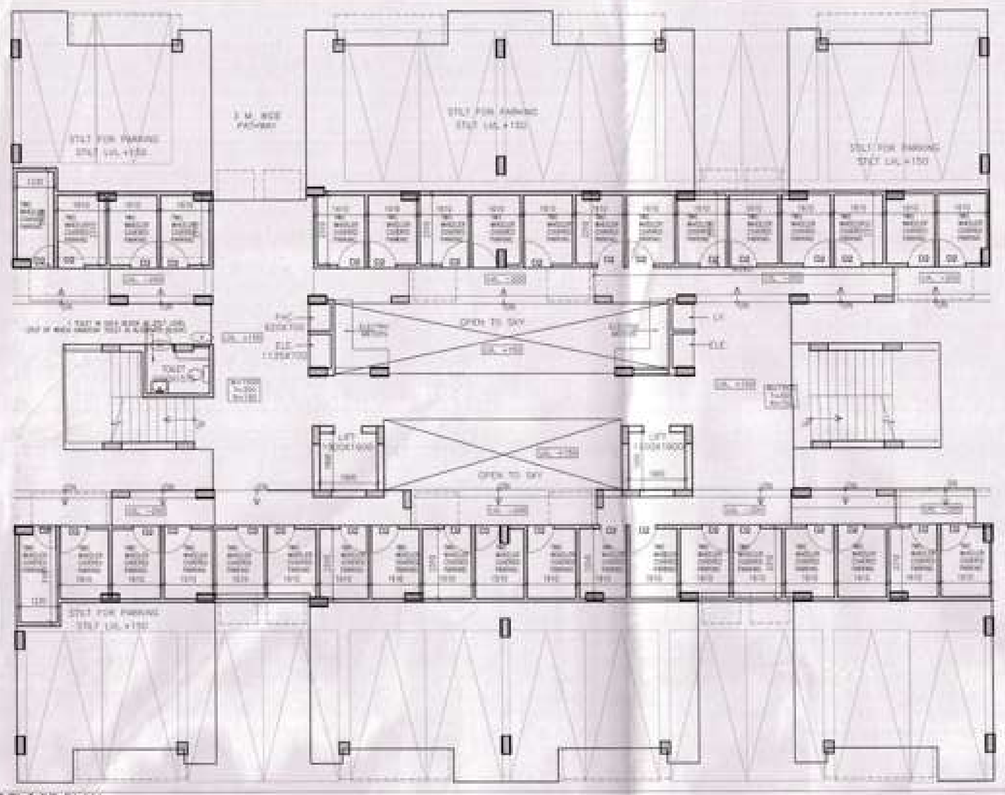

STILT FLOOR PLAN

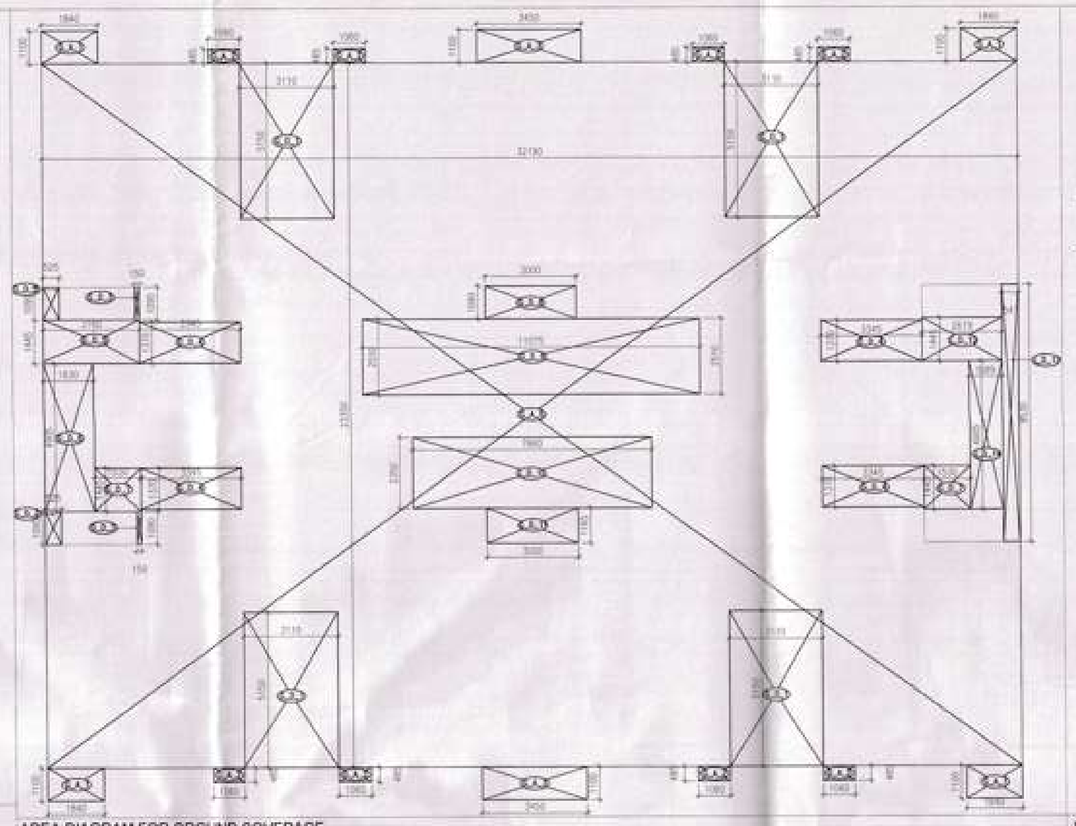

AREA DIAGRAM FOR GROUND COVERAGE

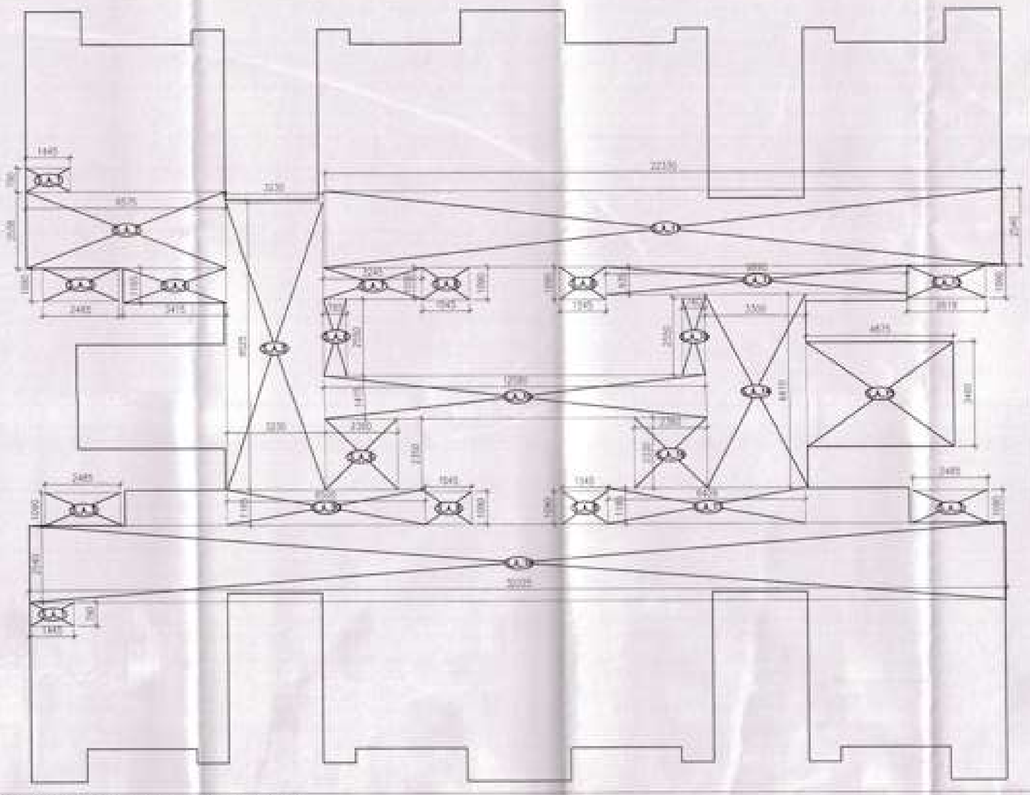

AREA DIAGRAM STILT FLOOR FAR AREA

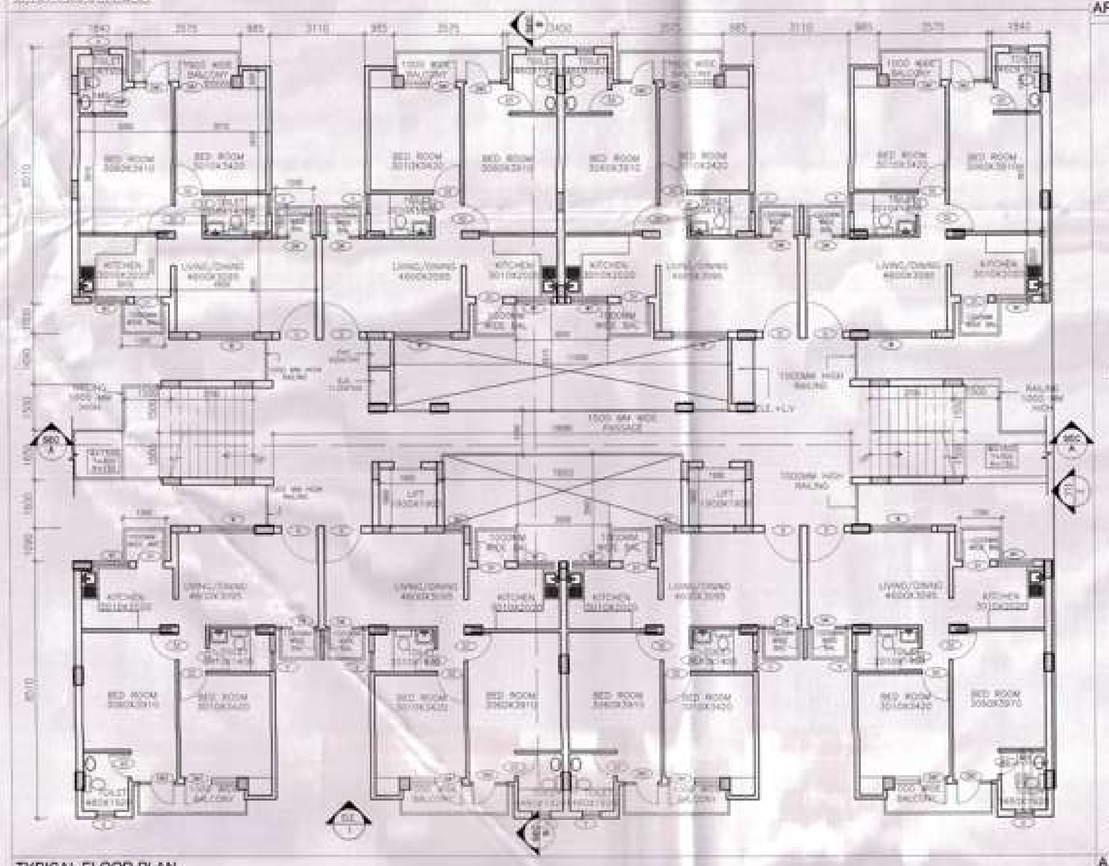

TYPICAL FLOOR PLAN

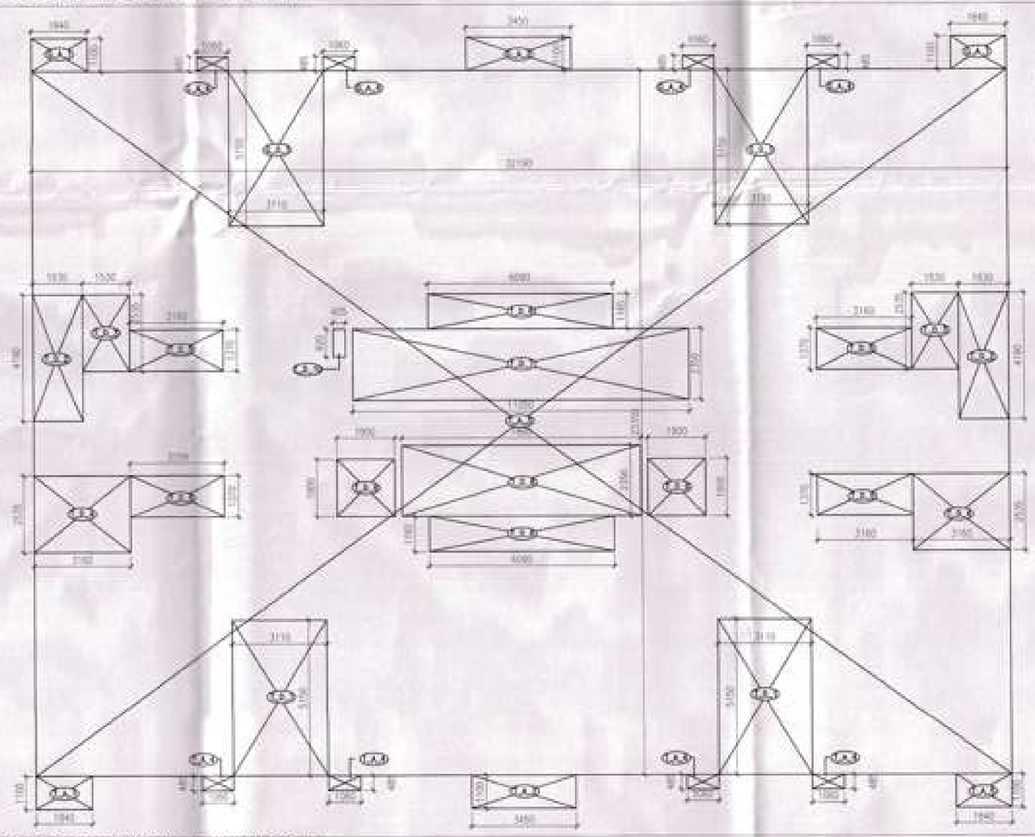

AREA DIAGRAM TYPICAL FLOOR FAR AREA

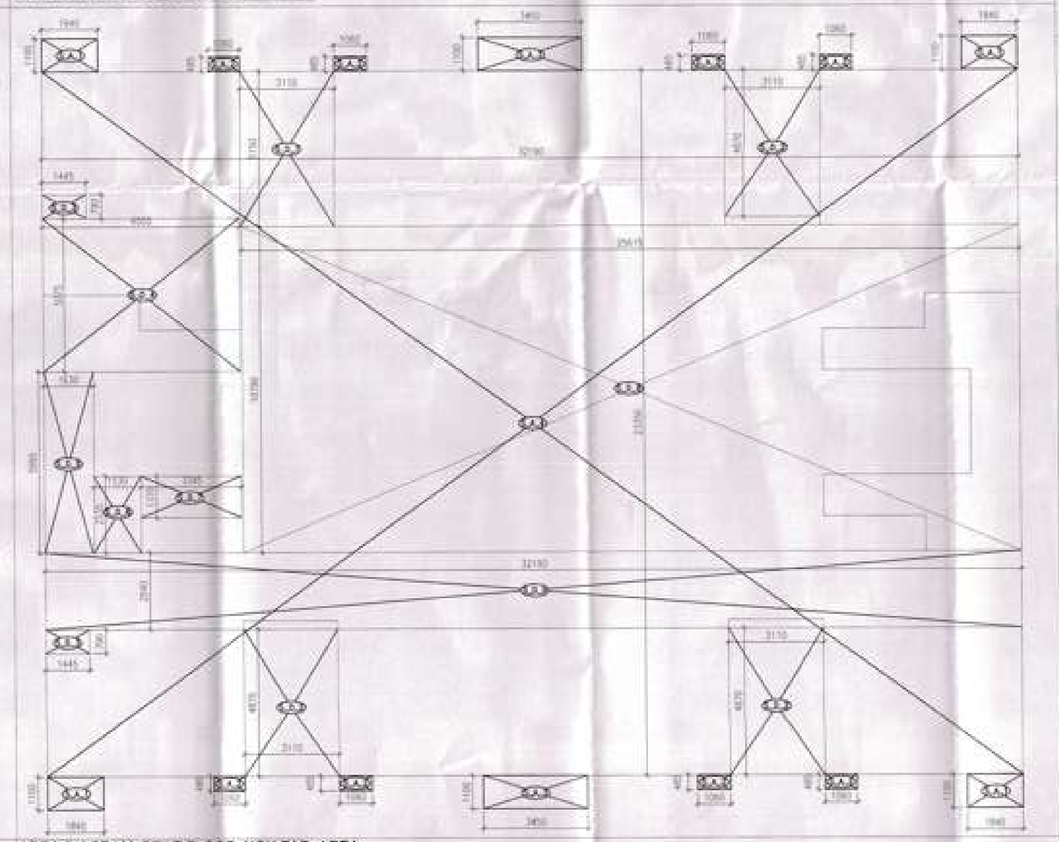

AREA DIAGRAM STILT FLOOR NON FAR AREA

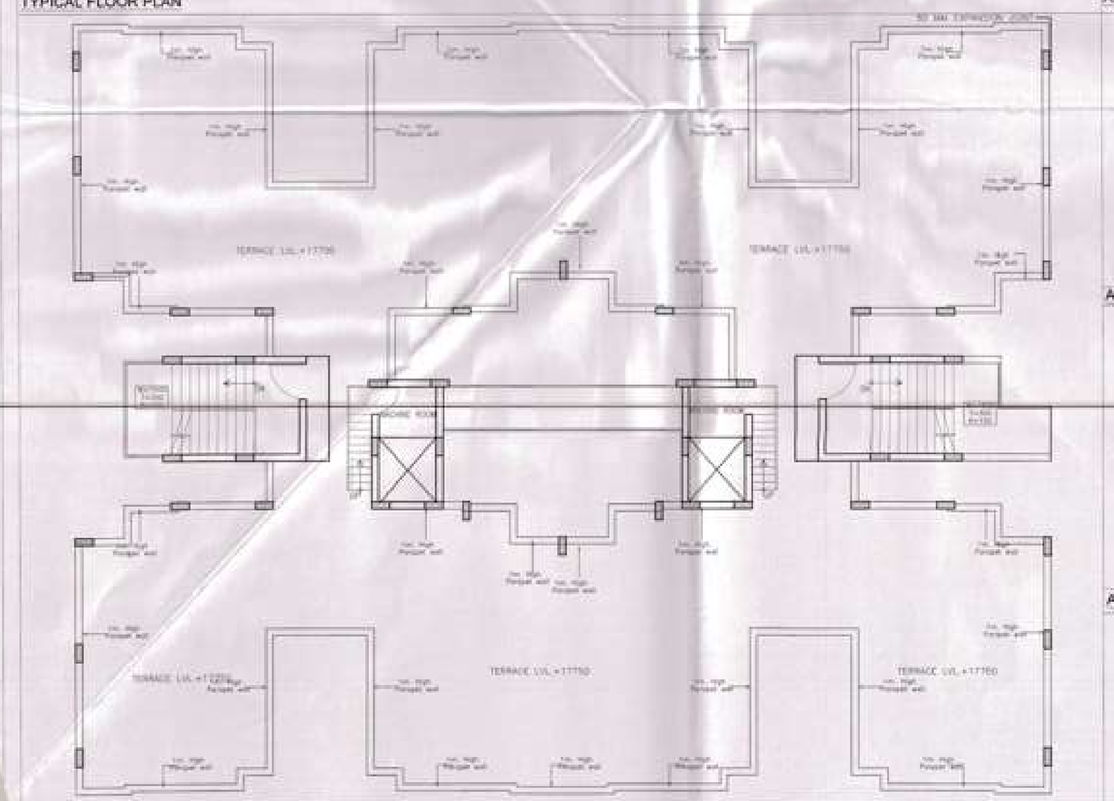

TERRACE FLOOR PLAN

AREA STATEMENT FOR GROUND COVERAGE

S. No	Description	Type	Number	Dimension Length	Dimension Breadth	Calculation	Area	Unit
Addition								
1	S_A_1	Rectangle	8	1.840	2.340	Length X breadth	34.426	
2	S_A_2	Rectangle	8	1.135	2.340	Length X breadth	21.211	
3	S_A_3	Rectangle	8	2.140	3.400	Length X breadth	58.112	
4	S_A_4	Rectangle	2	36.38	22.55	Length X breadth	1641.857	
						Total Addition area =	1771.606	SQM.
Deductions								
1	S_D_1	Rectangle	4	3.110	5.100	Length X breadth	63.388	
2	S_D_2	Rectangle	8	1.135	1.080	Length X breadth	9.145	
3	S_D_3	Rectangle	2	5.150	1.080	Length X breadth	11.137	
4	S_D_4	Rectangle	2	3.340	2.775	Length X breadth	18.531	
5	S_D_5	Rectangle	2	3.140	1.440	Length X breadth	9.043	
6	S_D_6	Rectangle	1	1.500	2.440	Length X breadth	3.660	
7	S_D_7	Rectangle	1	1.500	4.440	Length X breadth	6.660	
8	S_D_8	Rectangle	1	3.000	1.440	Length X breadth	4.320	
9	S_D_9	Rectangle	1	11.075	2.100	Length X breadth	23.258	
10	S_D_10	Rectangle	1	1.840	10.340	Length X breadth	19.021	
11	S_D_11	Rectangle	1	3.000	1.440	Length X breadth	4.320	
12	S_D_12	Rectangle	1	1.215	1.440	Length X breadth	1.749	
13	S_D_13	Rectangle	1	2.041	2.340	Length X breadth	4.775	
14	S_D_14	Rectangle	1	1.285	2.440	Length X breadth	3.135	
						Total Deductions area =	167.638	
	Total Ground Coverage = Addition area - Deduction area =						603.968	SQM.

AREA STATEMENT FOR STILT FLOOR FAR

S. No	Description	Type	Number	Dimension Length	Dimension Breadth	Calculation	Area	Unit
Addition								
1	S_A_1	Rectangle	8	1.840	2.340	Length X breadth	34.426	
2	S_A_2	Rectangle	8	1.135	2.340	Length X breadth	21.211	
3	S_A_3	Rectangle	8	2.140	3.400	Length X breadth	58.112	
4	S_A_4	Rectangle	2	36.38	22.55	Length X breadth	1641.857	
						Total Addition area =	1771.606	SQM.
Deductions								
1	S_D_1	Rectangle	4	3.110	5.100	Length X breadth	63.388	
2	S_D_2	Rectangle	8	1.135	1.080	Length X breadth	9.145	
3	S_D_3	Rectangle	2	5.150	1.080	Length X breadth	11.137	
4	S_D_4	Rectangle	2	3.340	2.775	Length X breadth	18.531	
5	S_D_5	Rectangle	2	3.140	1.440	Length X breadth	9.043	
6	S_D_6	Rectangle	1	1.500	2.440	Length X breadth	3.660	
7	S_D_7	Rectangle	1	1.500	4.440	Length X breadth	6.660	
8	S_D_8	Rectangle	1	3.000	1.440	Length X breadth	4.320	
9	S_D_9	Rectangle	1	11.075	2.100	Length X breadth	23.258	
10	S_D_10	Rectangle	1	1.840	10.340	Length X breadth	19.021	
11	S_D_11	Rectangle	1	3.000	1.440	Length X breadth	4.320	
12	S_D_12	Rectangle	1	1.215	1.440	Length X breadth	1.749	
13	S_D_13	Rectangle	1	2.041	2.340	Length X breadth	4.775	
14	S_D_14	Rectangle	1	1.285	2.440	Length X breadth	3.135	
						Total Deductions area =	167.638	
						STILT FLOOR FAR =	603.968	SQM.

AREA STATEMENT FOR TYPICAL FLOOR (FAR)

S. No	Description	Type	Number	Dimension Length	Dimension Breadth	Calculation	Area	Unit
Addition								
1	T_A_1	Rectangle	4	1.100	1.840	Length X breadth	8.096	
2	T_A_2	Rectangle	1	1.100	3.400	Length X breadth	7.480	
3	T_A_3	Rectangle	1	32.180	23.350	Length X breadth	751.037	
4	T_A_4	Rectangle	8	1.080	3.400	Length X breadth	4.113	
						Total Addition area =	771.435	SQM.
Deductions								
1	T_D_1	Rectangle	4	3.110	5.100	Length X breadth	63.388	
2	T_D_2	Rectangle	2	1.930	4.100	Length X breadth	15.838	
3	T_D_3	Rectangle	1	1.930	2.035	Length X breadth	3.927	
4	T_D_4	Rectangle	2	3.140	2.635	Length X breadth	16.521	
5	T_D_5	Rectangle	4	3.140	1.371	Length X breadth	17.317	
6	T_D_6	Rectangle	1	6.080	2.365	Length X breadth	14.392	
7	T_D_7	Rectangle	1	11.080	2.350	Length X breadth	26.038	
8	T_D_8	Rectangle	1	7.840	2.350	Length X breadth	18.424	
9	T_D_9	Rectangle	2	1.800	1.000	Length X breadth	3.600	
10	T_D_10	Rectangle	1	0.400	0.920	Length X breadth	0.368	
						Total deductions area =	184.041	SQM.
	Typical floor area = Addition area - Deduction area =						586.394	SQM.

AREA STATEMENT FOR STILT FLOOR NON FAR AREA

S. No	Description	Type	Number	Dimension Length	Dimension Breadth	Calculation	Area	Unit
Addition								
1	S_A_1	Rectangle	4	1.840	1.100	Length X breadth	8.096	
2	S_A_2	Rectangle	8	1.080	0.465	Length X breadth	4.113	
3	S_A_3	Rectangle	1	3.400	1.100	Length X breadth	7.480	
4	S_A_4	Rectangle	2	32.180	23.350	Length X breadth	751.037	
						Total Addition area =	771.435	SQM.
Deductions								
1	S_D_1	Rectangle	1	3.110	5.100	Length X breadth	15.857	
2	S_D_2	Rectangle	8	1.113	4.875	Length X breadth	43.464	
3	S_D_3	Rectangle	2	1.465	0.760	Length X breadth	2.262	
4	S_D_4	Rectangle	1	5.505	6.075	Length X breadth	33.013	
5	S_D_5	Rectangle	1	1.630	5.995	Length X breadth	9.772	
6	S_D_6	Rectangle	1	1.530	2.535	Length X breadth	3.879	
7	S_D_7	Rectangle	1	5.945	1.370	Length X breadth	4.561	
8	S_D_8	Rectangle	1	25.815	10.790	Length X breadth	278.386	
9	S_D_9	Rectangle	1	32.180	2.540	Length X breadth	81.752	
						Total Deductions area =	472.178	
	Total Stilt Floor Non FAR) = Addition area - Deduction area=						299.258	SQM.

TOTAL NO. OF TYPICAL FLOORS	5	
F.A.R TYPICAL FLOOR	586.394	SQM.
TOTAL F.A.R TYPICAL FLOORS (1ST. TO 5TH.)	2931.970	SQM.
F.A.R STILT FLOOR	299.258	SQM.
TOTAL F.A.R OF (S+5) =TOTAL FAR FOR TYPICAL FLOORS + STILT FLOOR FAR =	3231.228	SQM.

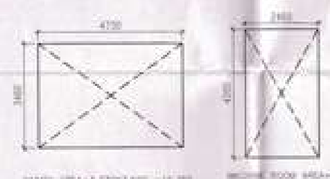

MUMTY &MACHINE ROOM AREA

AREA DIAGRAM BALCONY - 1

AREA DIAGRAM BALCONY - 2

AREA DIAGRAM BALCONY - 3

AREA DIAGRAM BALCONY - 4

AREA STATEMENT FOR BALCONY

S. No	Description	Type	Number	Dimension Length	Dimension Breadth	Calculation	Area	Unit
Addition BALCONY 1								
1	S_A_1	Rectangle	4	1.575	1.350	Length X breadth	8.505	
Addition BALCONY 2								
1	S_A_1	Rectangle	4	1.240	1.350	Length X breadth	6.696	
Addition BALCONY 3								
1	S_A_1	Rectangle	4	1.485	1.350	Length X breadth	8.019	
Addition BALCONY 4								
1	S_A_1	Rectangle	4	1.350	1.350	Length X breadth	7.290	
						Total Balcony area/Floor =	30.510	SQM.

AREA CALCULATION OF BALCONY

PROJECT TITLE

GROUP HOUSING-8 SECTOR-5 WAVE CITY

WAVE EXECUTIVE FLOORS GHAZIABAD

ARCHITECT

RAJIV KHANNA & ASSOCIATES(P). LTD.

727, Sec-15, (II), Gurgaon

TELE / FAX : 0124-4035727

e-mail: sabeena@studiokia.com

GENERAL NOTES

1 :-ALL EXTERNAL WALLS SHALL BE 230 MM THICK BRICK/150 MM THICK CEMENT CONCRETE HOLLOW BLOCKS.

2 :-ALL INTERNAL WALL SHALL BE 115 MM THICK BRICK/100 MM THICK CEMENT CONCRETE HOLLOW BLOCKS.

DOOR WINDOW SCHEDULE

S.NO.	ITEM	SIZE	C.LVL	L.LVL
01	D	1200X2500	--	2500
02	D1	900X2500	--	2500
03	D2	900X2100	--	2100
04	D3	750X2100	--	2100
05	DW	1100X2500	100	2500
06	DW1	1745X2500	100	2500
07	DW2	1145X2500	100	2500
08	W	1800X1600	900	2500
09	W1	1200X1450	1050	2500
10	W2	655X2400	100	2500
11	V	600X1300	1200	2500

KEY PLAN

CLIENT

UPPAL CHADHA HI-TECH DEVELOPERS PVT.
C-1,SECTOR-3 NOIDA

OWNER SIGNATURE

ARCHITECT SIGNATURE

RAJIV KHANNA
ARCHITECT CA/90/6037

SCALE - 1:100	DRAWN BY:
DATE:	CHECKED BY:

DRAWING TITLE

SUBMISSION DRAWING(2BHK)
PLAN AND AREA DIAGRAM ,TOWER-
B2,B3,B4,C2,C3,C4,C5,D2,D3,D4,D5,E2 &E3(S+5)

DRAWING NO.

SB_A_101

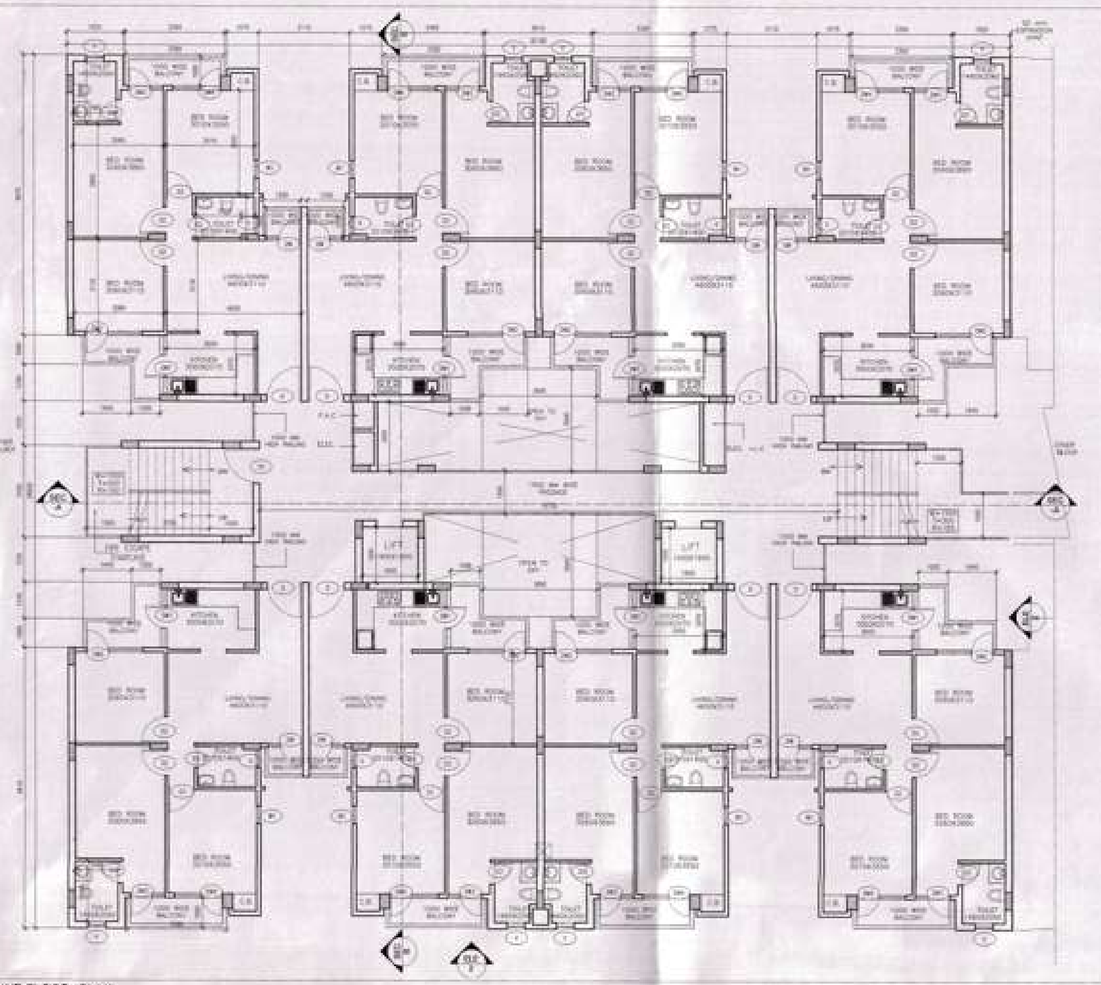

GROUND FLOOR PLAN

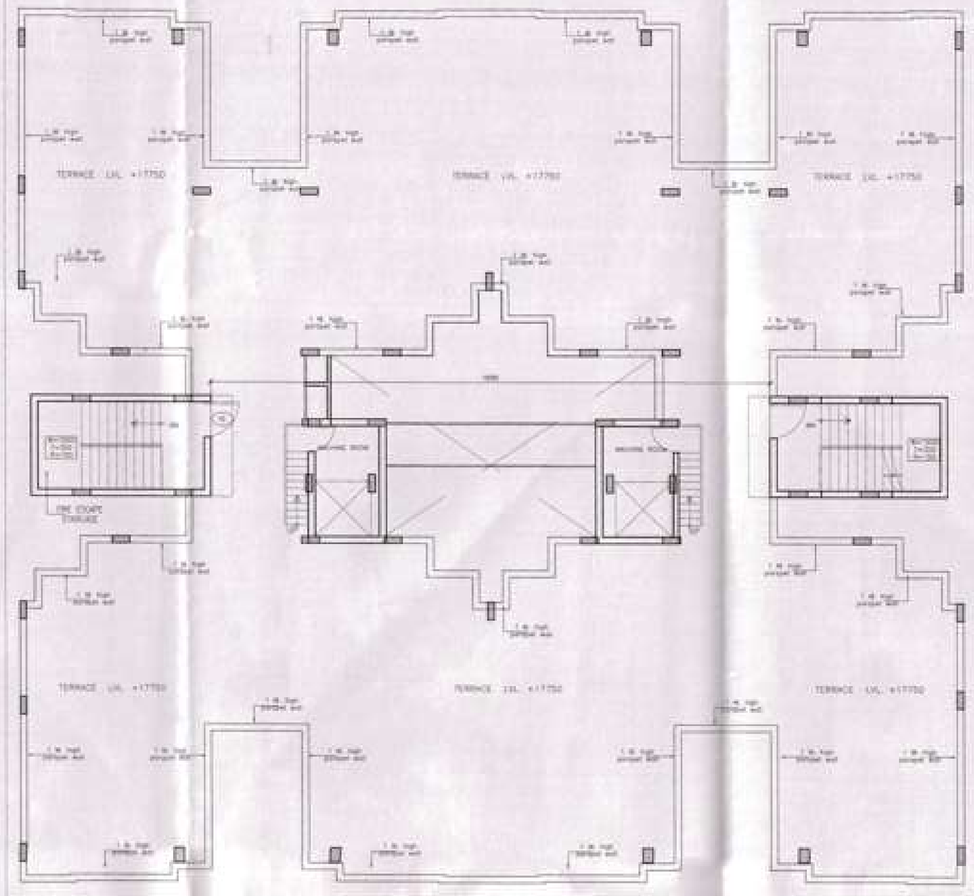

TERRACE FLOOR PLAN

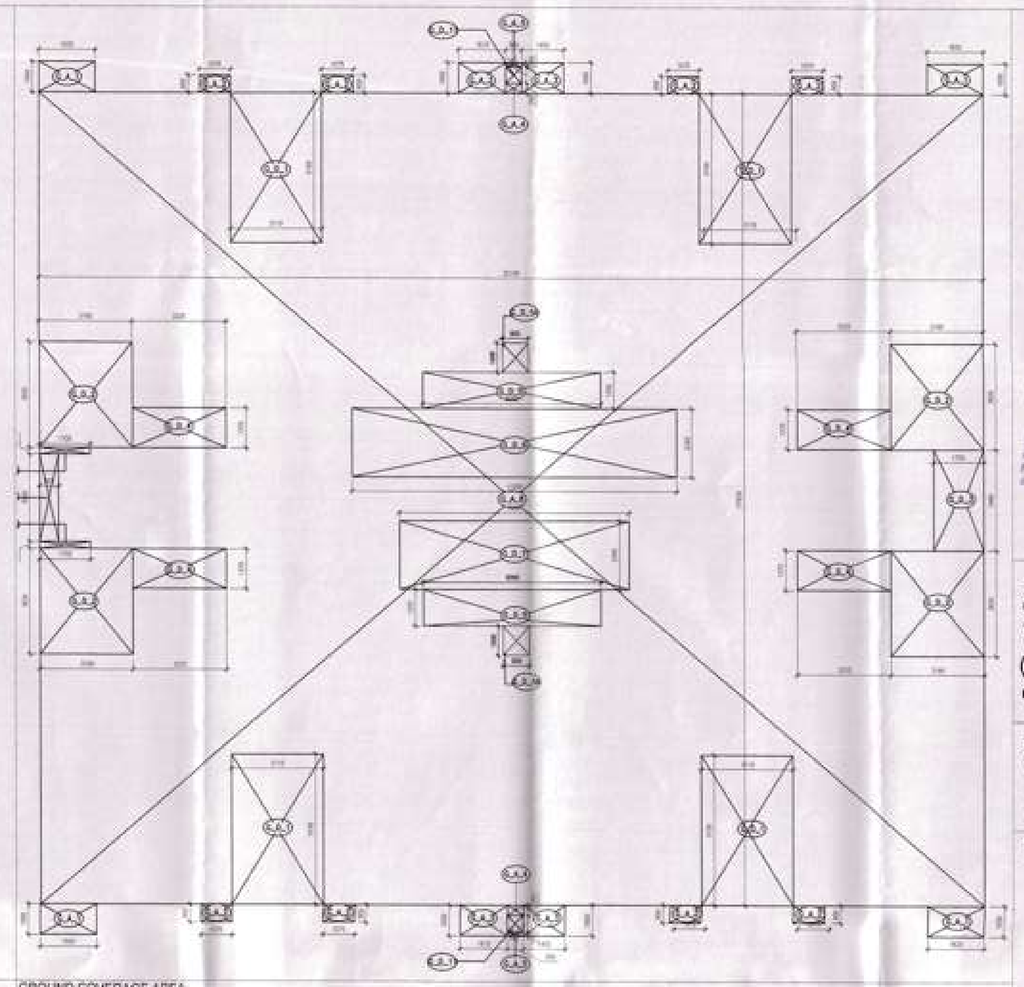

GROUND COVERAGE AREA

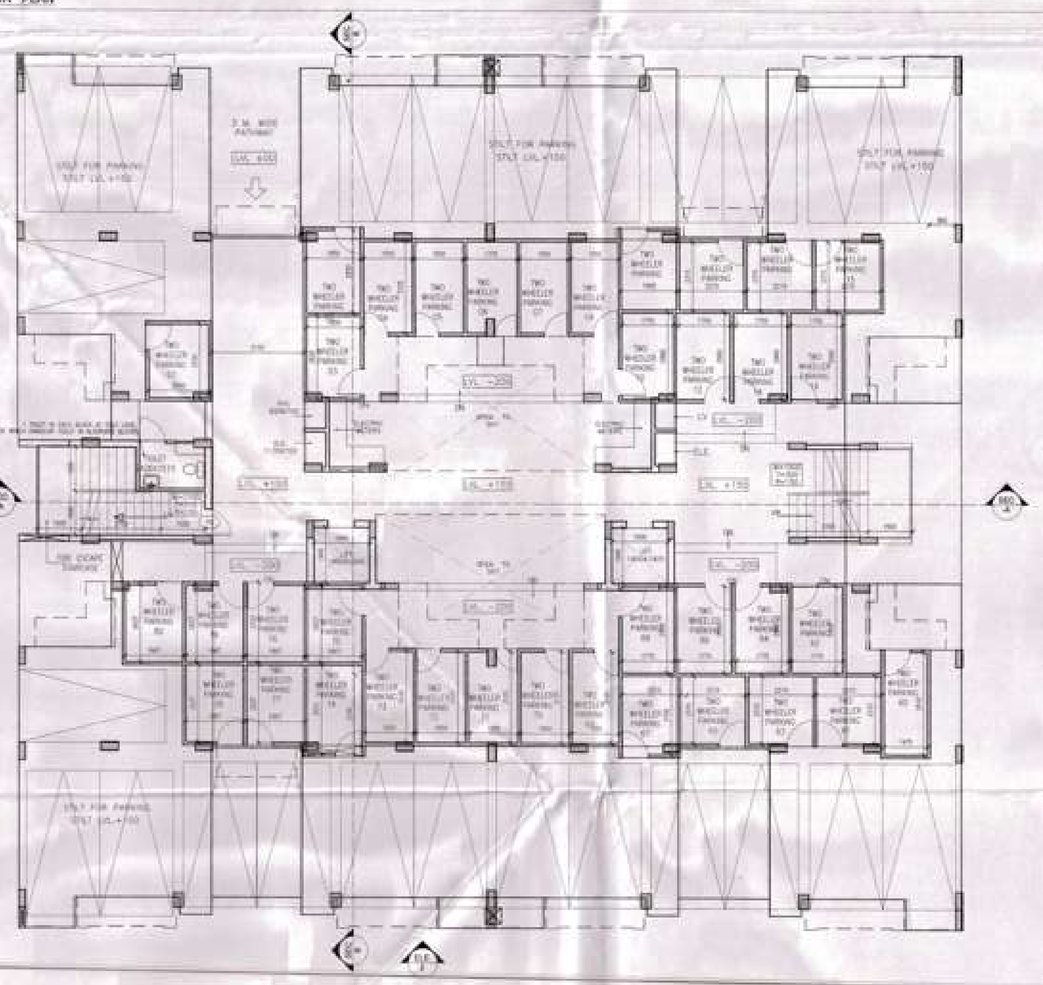

STILT FLOOR PLAN

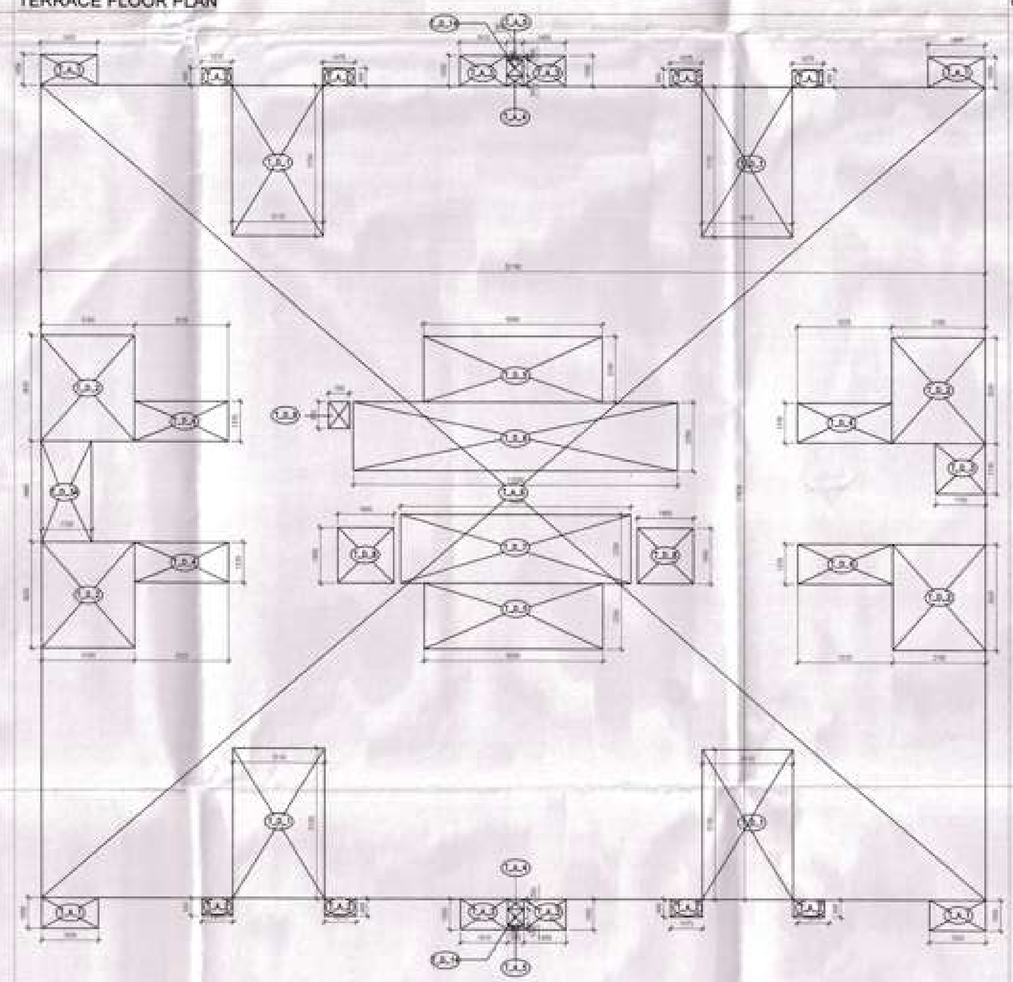

TYPICAL FLOR AREA DIAGRAM

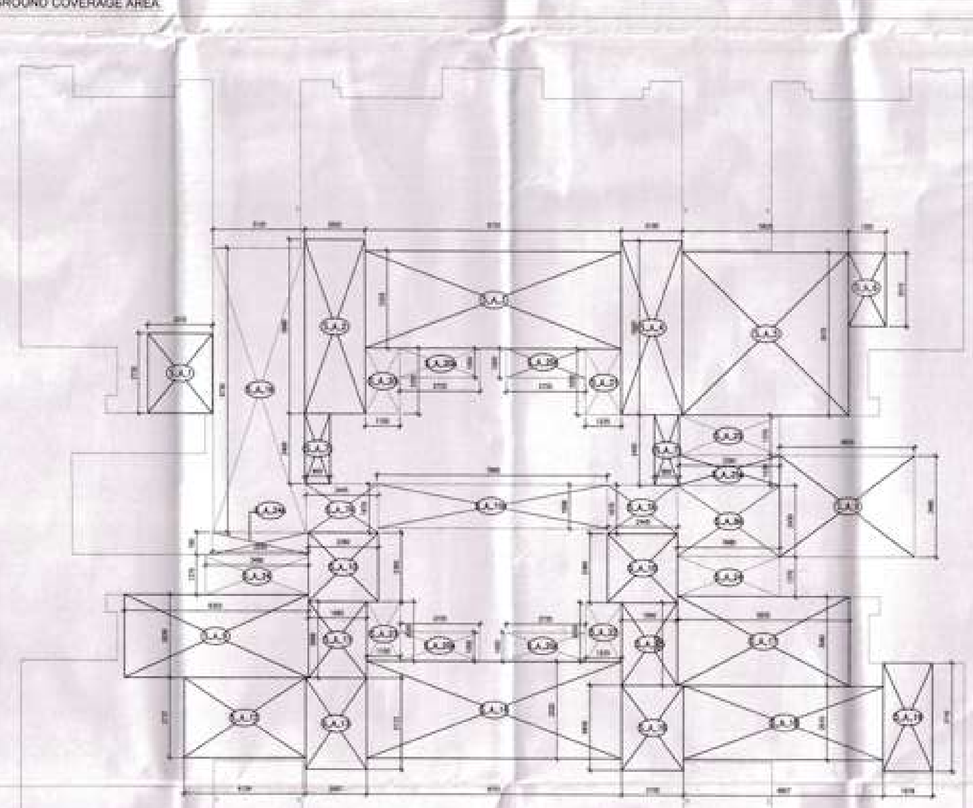

STILT FLOOR F.A.R AREA

PROJECT TITLE

GROUP HOUSING 8, SECTOR-5 WAVE CITY (WAVE EXECUTIVE FLOORS) GHAZIABAD

ARCHITECT

RAJIV KHANNA & ASSOCIATES(P). LTD.

737 Sec-15 (II), Gurgaon

TELE. / FAX : 0124-4035727

e-mail: sabeena@studiowid.com

GENERAL NOTES

DOOR WINDOW SCHEDULE

S.NO	ITEM	SIZE	C.LVL	L.LVL
01	D	1200X2500	--	2500
02	D1	900X2500	--	2500
03	D2	900X2100	--	2100
04	D3	750X2100	--	2100
05	DW	1100X2500	100	2500
06	DW1	1745X2500	100	2500
07	DW2	1145X2500	100	2500
08	W	1800X1800	900	2500
09	W1	1200X1450	1050	2500
10	W2	655X2400	100	2500
11	V	600X1300	1200	2500
12	FD	1400X2100	--	2100

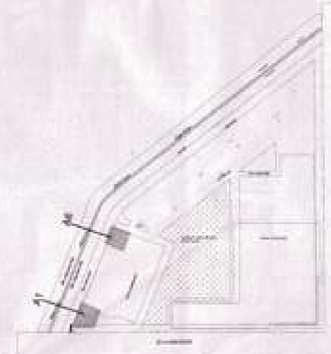

KEY PLAN

CLIENT:

UPPAL CHADHA HI-TECH DEVELOPERS PVT. C-1,SECTOR-3 NOIDA

OWNER SIGNATURE

ARCHITECT SIGNATURE

RAJIV KHANNA
ARCHITECT CA/89/0037

SCALE - 1:100

DRAWN BY:

DATE :

CHECKED BY:

DRAWING TITLE

SUBMISSION DRAWING
PLAN AND AREA DIAGRAM (3BHK)
TOWER -A1 & A6 (S+5)

DRAWING NO:

SB_A_102

AREA STATEMENT FOR GROUND COVERAGE

S. No	Description	Type	Number	Dimension Length	Dimension Breadth	Calculation	Area	Unit
Addition								
1	G_A_1	Rectangle	4	1.605	1.160	Length X breadth	6.984	
2	G_A_2	Rectangle	8	1.075	0.600	Length X breadth	5.160	
3	G_A_3	Rectangle	4	1.610	1.050	Length X breadth	6.762	
4	G_A_4	Rectangle	2	0.550	0.350	Length X breadth	0.385	
5	G_A_5	Rectangle	2	0.550	0.150	Length X breadth	0.165	
6	G_A_6	Rectangle	1	32.190	27.820	Length X breadth	895.526	
						Total Addition area =	918.982	SQM.
Deductions								
1	G_D_1	Rectangle	4	3.110	5.150	Length X breadth	64.066	
2	G_D_2	Rectangle	4	3.180	3.620	Length X breadth	46.757	
3	G_D_3	Rectangle	1	1.705	1.730	Length X breadth	2.950	
4	G_D_3a	Rectangle	1	1.705	3.460	Length X breadth	5.899	
5	G_D_4	Rectangle	4	3.225	1.370	Length X breadth	17.673	
6	G_D_5	Rectangle	2	6.090	2.250	Length X breadth	27.405	
7	G_D_6	Rectangle	1	11.950	2.350	Length X breadth	25.968	
8	G_D_7	Rectangle	1	7.860	2.350	Length X breadth	18.471	
9	G_D_8	Rectangle	2	1.900	1.900	Length X breadth	7.220	
10	G_D_9	Rectangle	1	0.700	0.920	Length X breadth	0.644	
11	G_D_10	Rectangle	1	4.800	3.460	Length X breadth	16.608	
						Total deductions area =	232.660	SQM.
						Typical floor area = Addition area - Deduction area	683.402	SQM.

AREA STATEMENT FOR STILT FLOOR FAR AREA

S. No	Description	Type	Number	Dimension Length	Dimension Breadth	Calculation	Area	Unit
Addition								
1	G_A_2	Rectangle	1	2.250	3.750	Length X breadth	8.140	
2	G_A_3a	Rectangle	1	3.120	2.750	Length X breadth	8.408	
3	G_A_2	Rectangle	1	2.050	3.960	Length X breadth	8.218	
4	G_A_4	Rectangle	1	8.725	3.325	Length X breadth	28.991	
5	G_A_5	Rectangle	1	2.150	1.800	Length X breadth	3.870	
6	G_A_5	Rectangle	1	6.825	5.075	Length X breadth	31.359	
7	G_A_5	Rectangle	1	1.308	2.675	Length X breadth	3.280	
8	G_A_7	Rectangle	2	3.920	3.450	Length X breadth	4.280	
9	G_A_7a	Rectangle	1	3.440	1.875	Length X breadth	6.195	
10	G_A_8	Rectangle	1	4.520	3.480	Length X breadth	15.365	
11	G_A_8a	Rectangle	1	3.450	2.450	Length X breadth	8.408	
12	G_A_9	Rectangle	1	0.908	2.840	Length X breadth	17.308	
13	G_A_10	Rectangle	1	2.360	2.360	Length X breadth	11.136	
14	G_A_10a	Rectangle	1	7.880	1.500	Length X breadth	11.820	
15	G_A_11	Rectangle	1	1.960	2.610	Length X breadth	5.126	
16	G_A_12	Rectangle	1	4.170	2.735	Length X breadth	11.404	
17	G_A_13	Rectangle	1	2.000	1.20	Length X breadth	2.400	
18	G_A_14	Rectangle	1	4.730	1.325	Length X breadth	26.011	
19	G_A_15	Rectangle	1	1.860	2.850	Length X breadth	5.340	
20	G_A_16	Rectangle	1	2.150	2.400	Length X breadth	5.160	
21	G_A_17	Rectangle	1	5.530	3.350	Length X breadth	17.955	
22	G_A_18	Rectangle	1	5.830	2.910	Length X breadth	17.177	
23	G_A_19	Rectangle	1	1.875	3.710	Length X breadth	6.214	
24	G_A_20	Rectangle	1	1.150	2.250	Length X breadth	2.588	
25	G_A_20a	Rectangle	4	2.725	1.350	Length X breadth	15.603	
26	G_A_21	Rectangle	1	1.225	2.250	Length X breadth	2.756	
27	G_A_22	Rectangle	1	1.225	2.020	Length X breadth	2.475	
28	G_A_23	Rectangle	1	1.150	2.020	Length X breadth	2.323	
29	G_A_24	Rectangle	2	3.480	1.370	Length X breadth	9.535	
30	G_A_24a	Rectangle	1	1.250	3.760	Length X breadth	4.700	
31	G_A_25	Rectangle	1	0.998	1.370	Length X breadth	1.367	
32	G_A_25a	Rectangle	1	0.998	1.370	Length X breadth	1.367	
						Total Addition area =	348.395	SQM.
						STILT FLOOR (FAR) =	348.395	SQM.

TOTAL NO. OF TYPICAL FLOORS	5	
F.A.R TYPICAL FLOOR	683.541	SQM.
TOTAL F.A.R TYPICAL FLOORS (1ST TO 5TH)	3417.705	SQM.
F.A.R STILT FLOOR	348.395	SQM.
TOTAL F.A.R OF (B+E) + (TOTAL FAR FOR TYPICAL FLOORS) + STILT FLOOR FAR =	3765.940	SQM.

AREA STATEMENT FOR BELOW

S. No	Description	Type	Number	Dimension Length	Dimension Breadth	Calculation	Area	Unit
Addition Bk-SQ4								
1	G_A_1	Rectangle	4	1.930	1.050	Length X breadth	8.106	
Addition Bk-SQ4a								
1	G_A_1	Rectangle	4	3.930	1.050	Length X breadth	16.506	
Addition Bk-SQ4b								
1	G_A_1	Rectangle	4	3.930	1.050	Length X breadth	16.506	
2	G_A_2	Rectangle	4	3.930	1.050	Length X breadth	16.506	
						Total Addition area =	57.624	SQM.

AREA CALCULATION

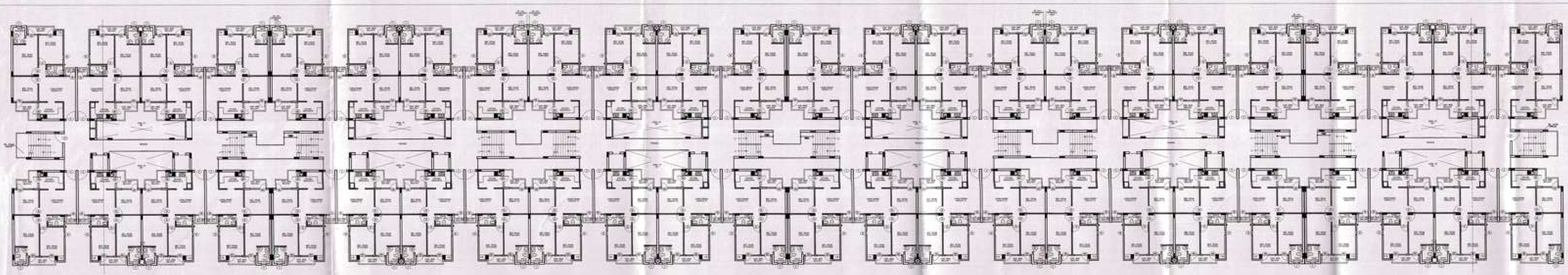

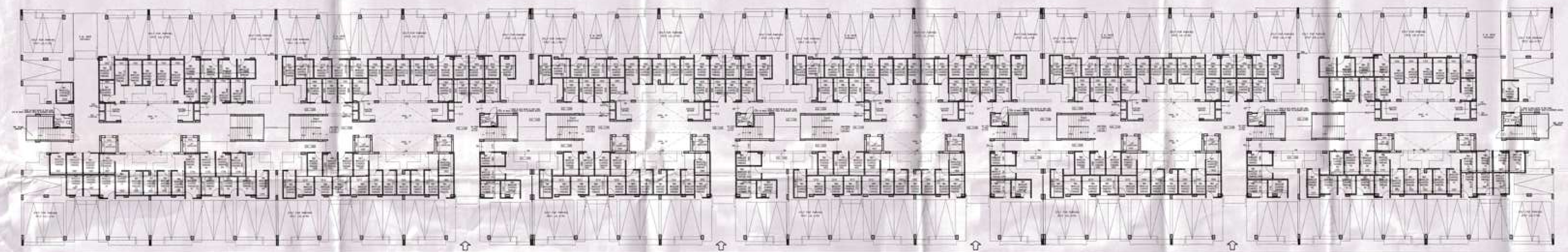

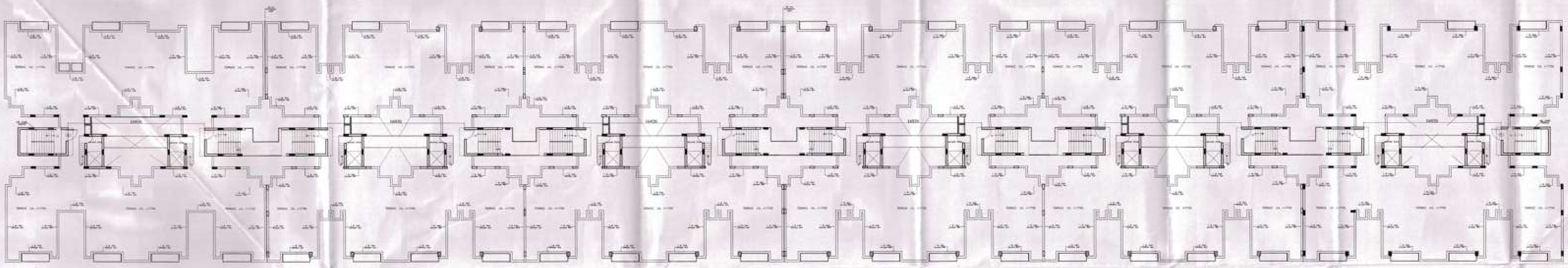

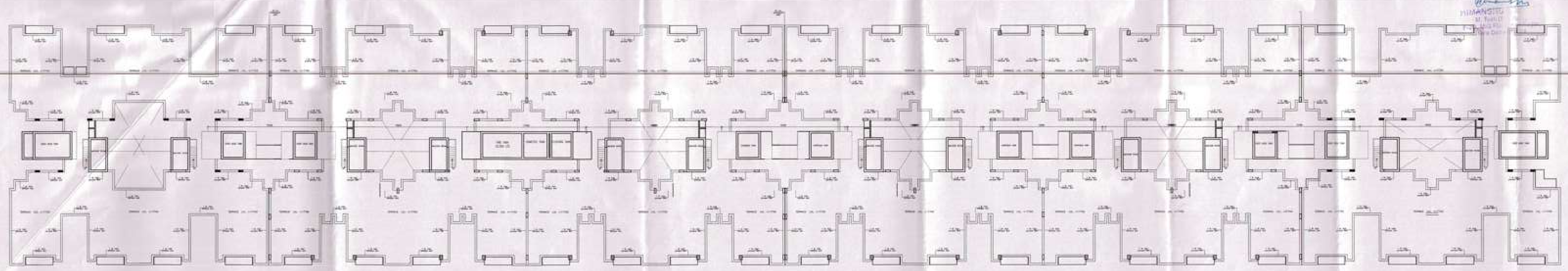

PROJECT TITLE

GROUP HOUSING 8, SECTOR-5
WAVE CITY
(WAVE EXECUTIVE FLOORS)
GHAZIABAD

ARCHITECT

RAJIV KHANNA & ASSOCIATES(P). LTD.
727 Sec-15 (III), Gurgaon
TELE / FAX : 0124-4055727
e-mail: sdbeend@sify.com

GENERAL NOTES

KEY PLAN

CLIENT

UPPAL CHADHA HI-TECH DEVELOPERS PVT.
C-1,SECTOR-3 NOIDA

OWNER SIGNATURE

ARCHITECT SIGNATURE

RAJIV KHANNA
ARCHITECT

SCALE - 1:100	DRAWN BY:
DATE :	CHECKED BY:

DRAWING TITLE

SUBMISSION DRAWING
PLAN AND AREA DIAGRAM (3BHK)
TOWER -A1,A2,A3,A4,A5 & A6 (S+5)

DRAWING NO.

SB_A_102

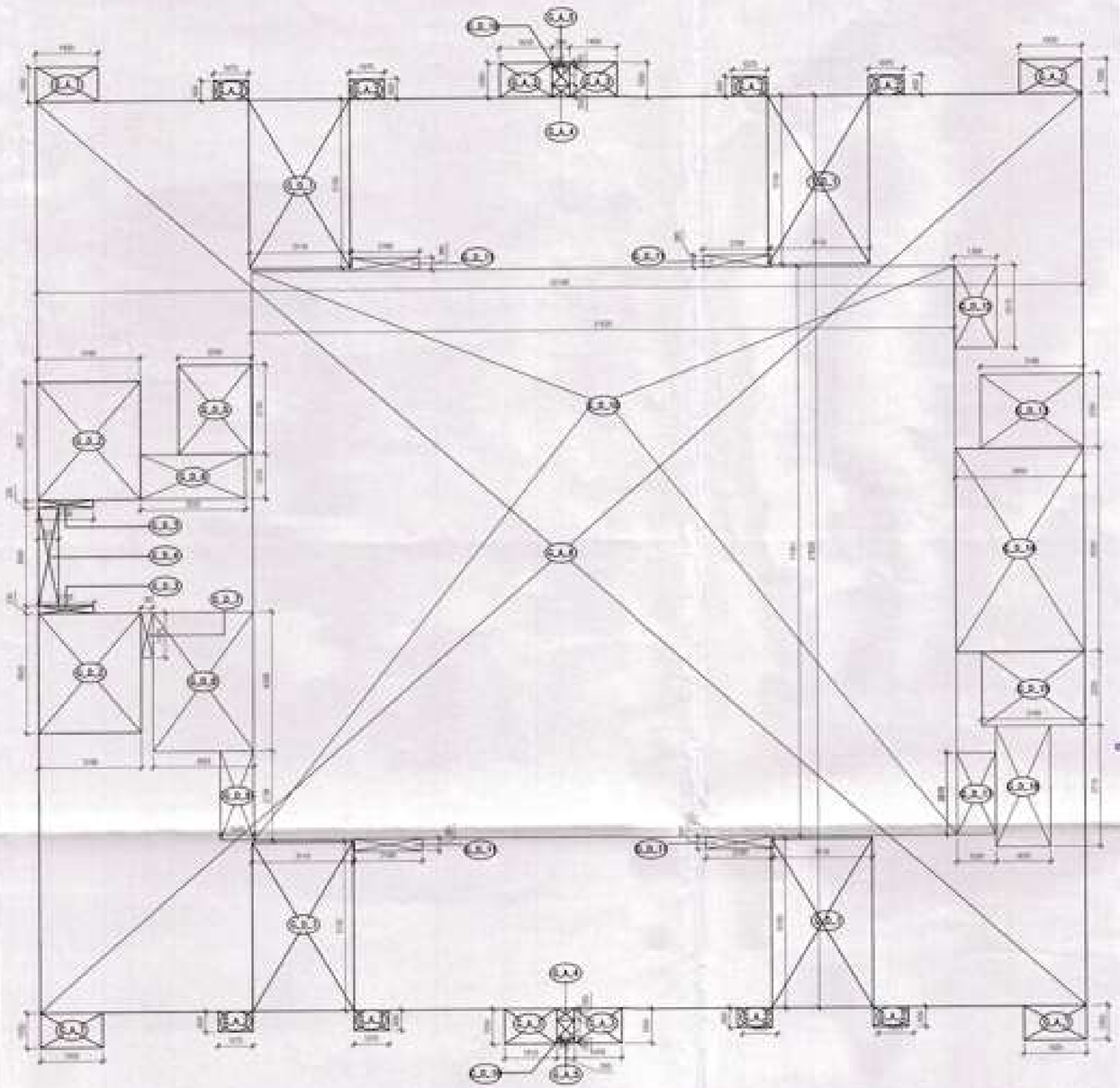

STILT FLOOR NON FAR AREA

AREA STATEMENT FOR STILT FLOOR NON FAR AREA								
				Dimension				
S. No.	Description	Type	Number	Length	Breadth	Calculation	Area	Unit
Addition								
1	G_A_1	Rectangle	4	1.920	1.050	Length X breadth	8.064	
2	G_A_2	Rectangle	8	1.075	0.600	Length X breadth	5.160	
3	G_A_3	Rectangle	4	1.810	1.050	Length X breadth	8.792	
4	G_A_4	Rectangle	2	0.550	0.350	Length X breadth	0.385	
5	G_A_5	Rectangle	2	0.550	0.150	Length X breadth	0.165	
6	G_A_6	Rectangle	1	32.180	27.825	Length X breadth	895.526	
						Total Addition area =	**916.062**	**SQM.**
Deductions								
1	G_D_1	Rectangle	4	3.110	5.150	Length X breadth	64.066	
2	G_D_2	Rectangle	2	3.160	3.620	Length X breadth	22.878	
3	G_D_3	Rectangle	2	1.705	0.230	Length X breadth	0.784	
4	G_D_4	Rectangle	1	0.529	3.000	Length X breadth	1.587	
5	G_D_5	Rectangle	1	2.250	2.730	Length X breadth	6.143	
6	G_D_6	Rectangle	1	3.225	1.370	Length X breadth	4.418	
7	G_D_7	Rectangle	1	0.360	1.370	Length X breadth	0.496	
8	G_D_8	Rectangle	1	3.060	4.208	Length X breadth	13.015	
9	G_D_9	Rectangle	1	1.028	2.738	Length X breadth	2.908	
10	G_D_10	Rectangle	1	21.625	17.351	Length X breadth	375.315	
11	G_D_11	Rectangle	4	2.100	0.385	Length X breadth	3.234	
12	G_D_12	Rectangle	1	1.300	2.515	Length X breadth	3.282	
13	G_D_13	Rectangle	3	3.160	2.250	Length X breadth	14.220	
14	G_D_14	Rectangle	1	3.950	6.200	Length X breadth	24.490	
15	G_D_15	Rectangle	1	1.675	3.710	Length X breadth	6.214	
16	G_D_16	Rectangle	1	1.205	2.515	Length X breadth	3.031	
17	G_D_17	Rectangle	2	0.550	0.350	Length X breadth	0.385	
						Total Deductions area =	**546.368**	
						Total Stilt Floor Non FAR = Addition area - Deduction area	**369.694**	**SQM.**

AREA CALCULATION

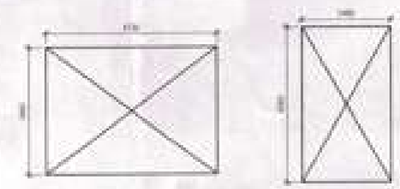

MUMTY AN D MACHINE ROOM AREA

AREA DIAGRAM OF BALONY 1

AREA DIAGRAM OF BALONY 2

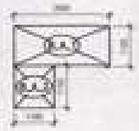

AREA DIAGRAM OF BALONY 3

AREA STATEMENT FOR BALCONY								
				Dimension				
S. No.	Description	Type	Number	Length	Breadth	Calculation	Area	Unit
Addition BALCONY 1								
1	B_A_1	Rectangle	8	3.380	1.000	Length X breadth	27.120	
Addition BALCONY 2								
1	B_A_1	Rectangle	4	2.810	1.000	Length X breadth	11.240	
Addition BALCONY 3								
1	B_A_1	Rectangle	8	2.845	1.100	Length X breadth	23.276	
1	B_A_2	Rectangle	8	1.100	1.100	Length X breadth	10.120	
						Total Addition area =	**71.756**	**SQM.**

BALCONY AREA CALCULATION

DOOR WINDOW SCHEDULE				
S.NO.	ITEM	SIZE	L.V.L	L.V.L
01	D	1200X2000	—	2000
02	D1	900X2000	—	2000
03	D2	900X2100	—	2100
04	D3	750X2100	—	2100
05	DW	1100X2000	300	2000
06	DW1	1140X2000	300	2000
07	DW2	1140X2000	300	2000
08	W	1800X1800	900	1800
09	W1	1200X1400	1000	1800
10	W2	800X1400	900	1800
11	V	600X1300	1000	1800

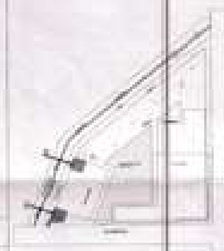

KEY PLAN

PROJECT: GROUP HOUSING AT SECTOR-5 WAVE CITY (WAVE EXECUTIVE FLOORS) GHAZIABAD

ARCHITECT: RAJIV KHANNA & ASSOCIATES(P) LTD.

CLIENT: UPPAL CHADHA HI-TECH DEVELOPERS PVT. C-1,SECTOR 3 NOIDA

RAJIV KHANNA
ARCHITECT CA/2001/20

SUBMISSION DRAWING
AREA DIAGRAM (BRIEF)
TOWER -A1 & A6 (S+8)

SS_A_100

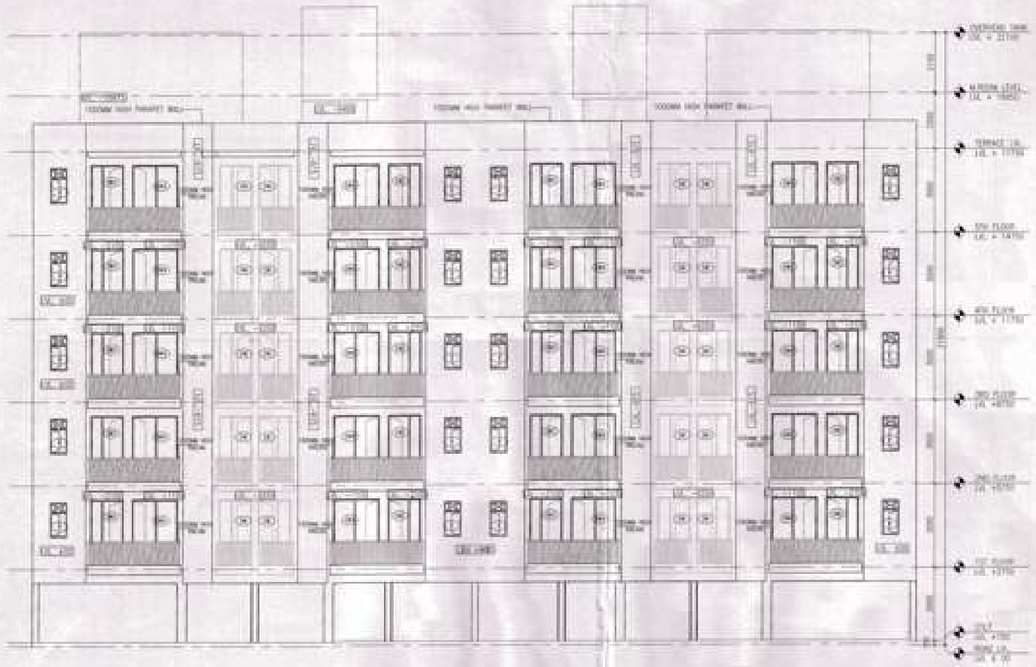

ELEVATION 1



ELEVATION 2

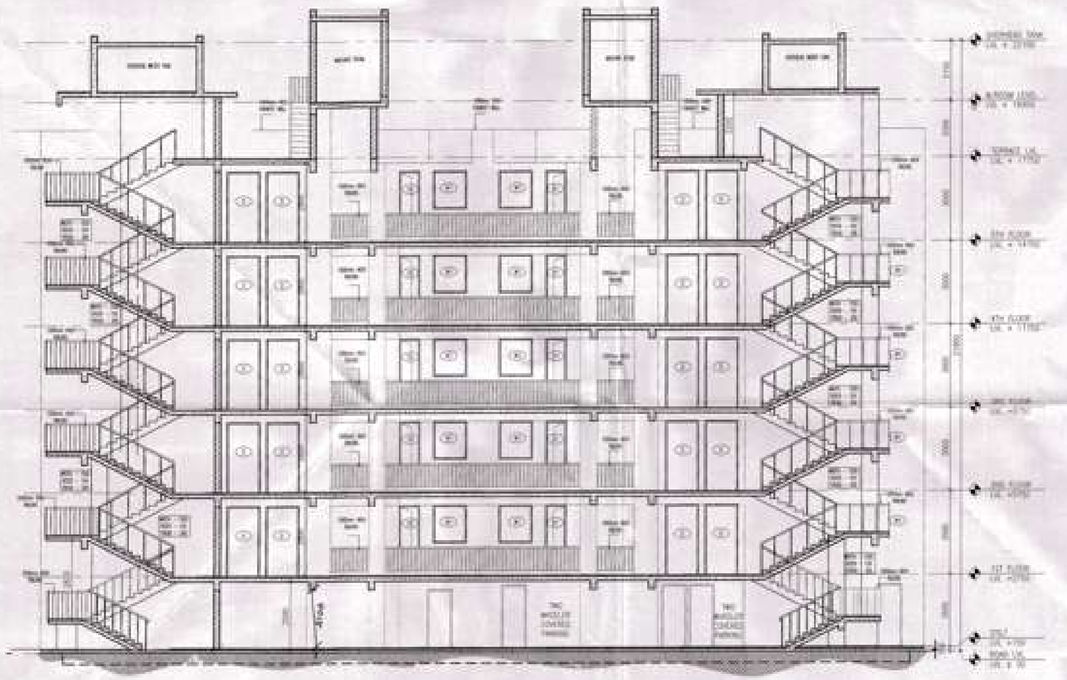

SECTION A-A

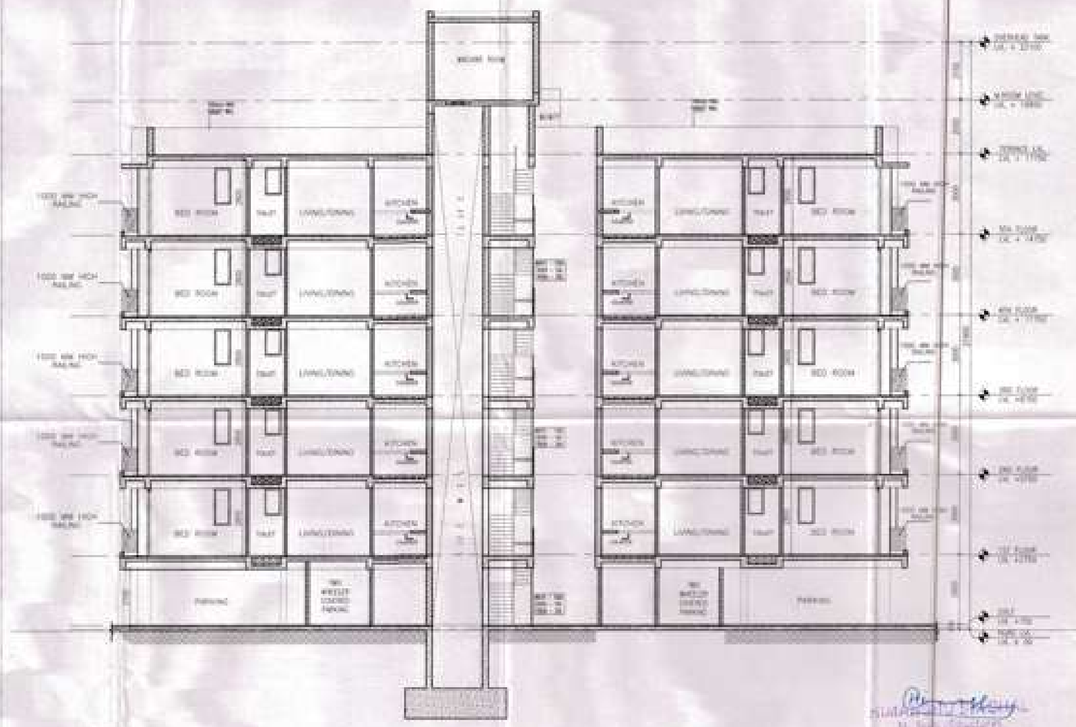

SECTION B-B

PROJECT TITLE

GROUP HOUSING 8, SECTOR-5
WAVE CITY
(WAVE EXECUTIVE FLOORS)
GHAZIABAD

ARCHITECT

RAJIV KHANNA & ASSOCIATES(P). LTD.
72 Sec-19 (A), Gurgaon
TELE / FAX : 0124-4035727
e-mail : sadarch@sify.com

GENERAL NOTES

DOOR WINDOW SCHEDULE

S.NO	ITEM	SIZE	C.LVL	L.LVL
01	D	1200X2500	–	2500
02	D1	900X2500	–	2500
03	D2	900X2100	–	2100
04	D3	750X2100	–	2100
05	DW	1100X2500	100	2500
06	DW1	1745X2500	100	2500
07	DW2	1145X2500	100	2500
08	W	1800X1800	900	2500
09	W1	1200X1450	1050	2500
10	W2	655X2400	100	2500
11	V	600X1300	1200	2500

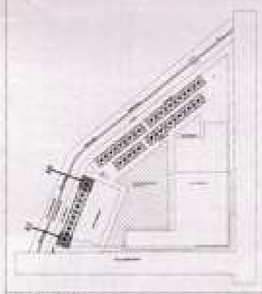

KEY PLAN

CLIENT

UPPAL CHADHA HI-TECH DEVELOPERS PVT.
C-1,SECTOR-3 NOIDA

OWNER SIGNATURE

ARCHITECT SIGNATURE

RAJIV KHANNA
ARCHITECT CA/2000/27

SCALE - 1:100	DRAWN BY:
DATE :	CHECKED BY:

DRAWING TITLE

SUBMISSION DRAWING
ELEVATION & SECTION (3BHK)
TOWER- A1 & A8 (S+5)

DRAWING NO.

SB_A_200

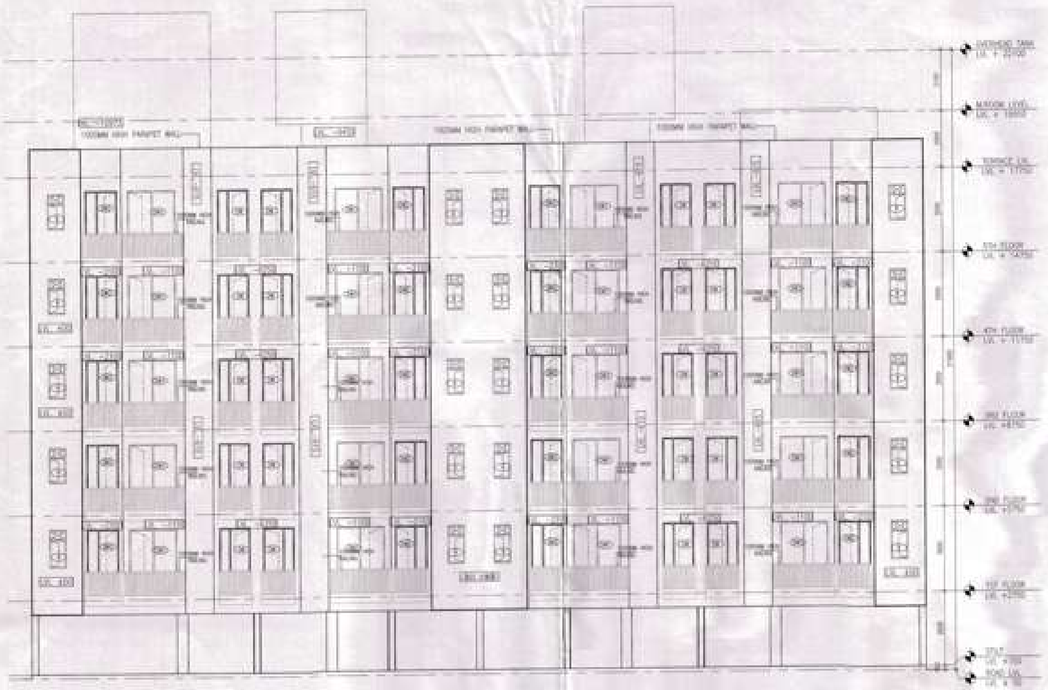

ELEVATION AT-1

ELEVATION AT-2

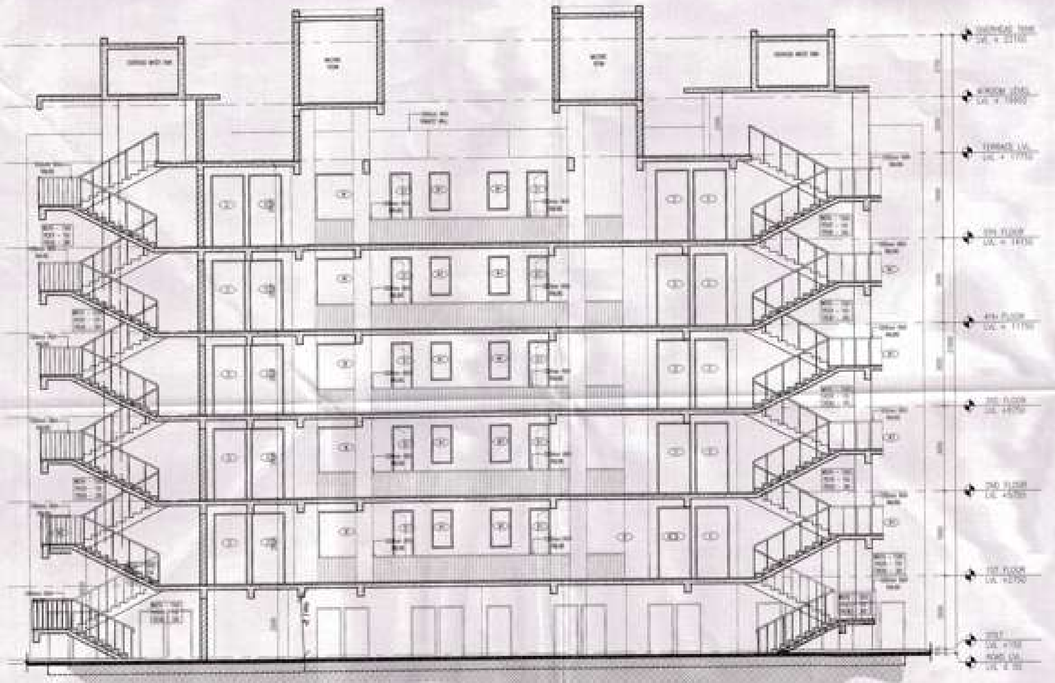

SECTION AT A-A

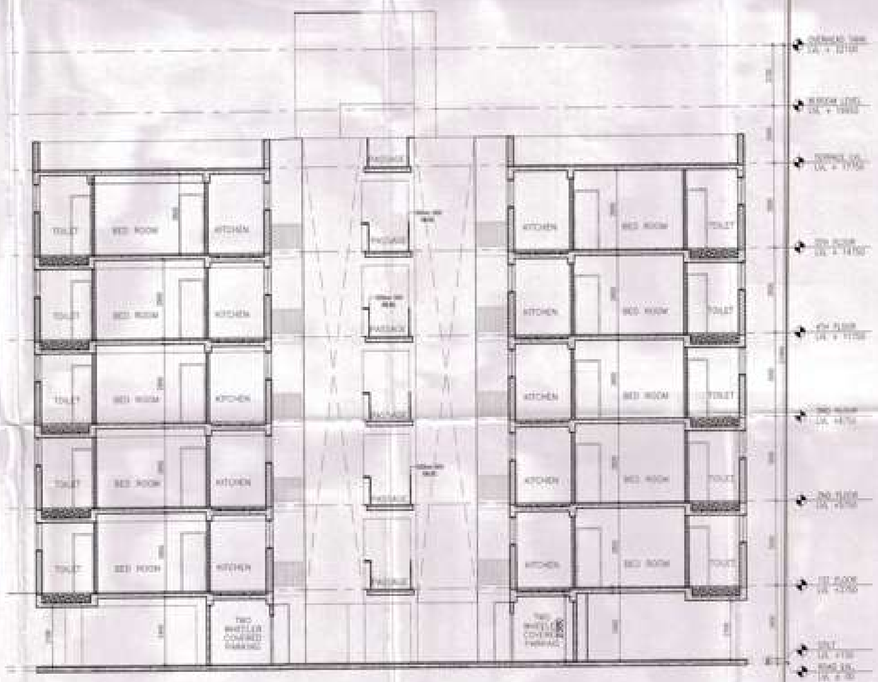

SECTION AT B-B

GROUP HOUSING-8 SECTOR-5 WAVE CITY
WAVE EXECUTIVE FLOORS
GHAZIABAD

ARCHITECTS
RAJIV KHANNA & ASSOCIATES (P.) LTD.

GENERAL NOTES

DOOR WINDOW SCHEDULE

S.NO.	ITEM	SIZE	C.LVL	L.LVL
01	D	1200X2500	–	2500
02	D1	900X2500	–	2500
03	D2	900X2100	–	2100
04	D3	750X2100	–	2100
05	DW	1100X2500	100	2500
06	DW1	1745X2500	100	2500
07	DW2	1145X2500	100	2500
08	W	2000X1600	900	2500
09	W1	1200X1450	1050	2500
10	W2	655X2400	100	2500
11	V	600X1000	1500	2500

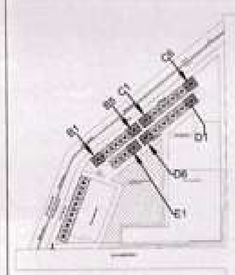

KEY PLAN

CLIENT:
UPPAL CHADHA HI-TECH DEVELOPERS PVT
C-1,SECTOR-3 NOIDA

OWNER SIGNATURE

ARCHITECT SIGNATURE

RAJIV KHANNA
ARCHITECT CA/80/6037

SCALE - 1:100 | DRAWN BY:

DATE: | CHECKED BY:

DRAWING TITLE
SUBMISSION DRAWING(28HK)
ELEVATION & SECTION
(TOWER- B1,B5,C1,C6,D1,D6& E1 (S+5)

DRAWING NO.
SB_A_200

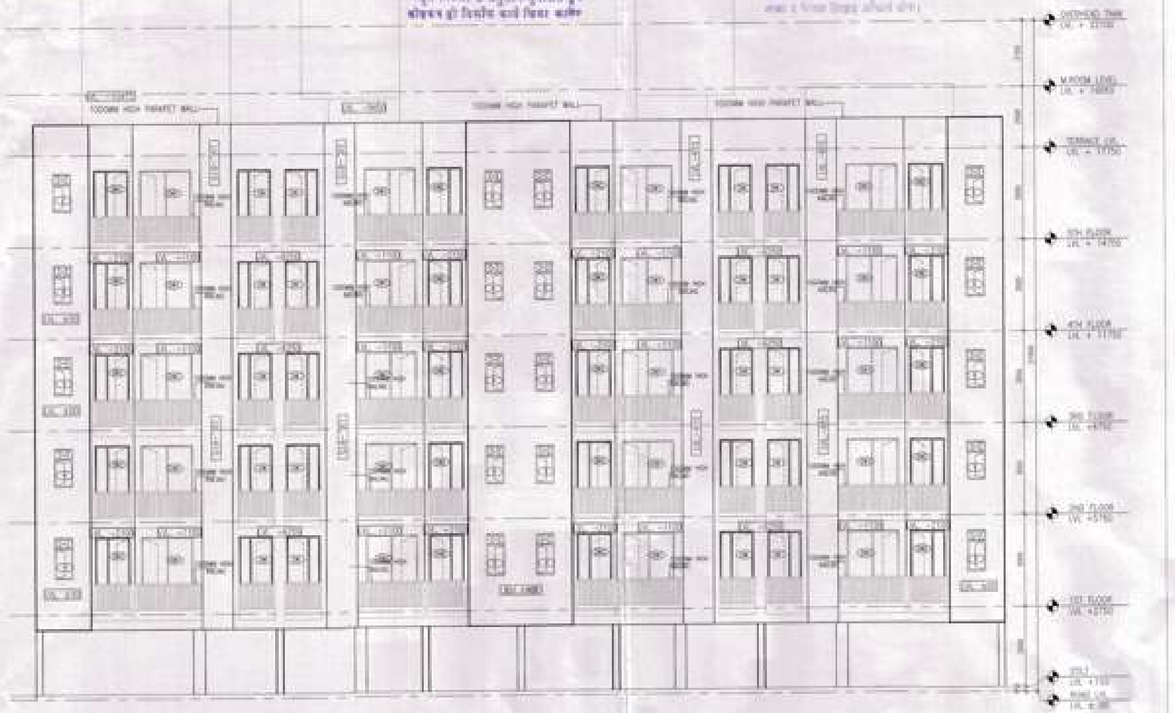

ELEVATION AT-1

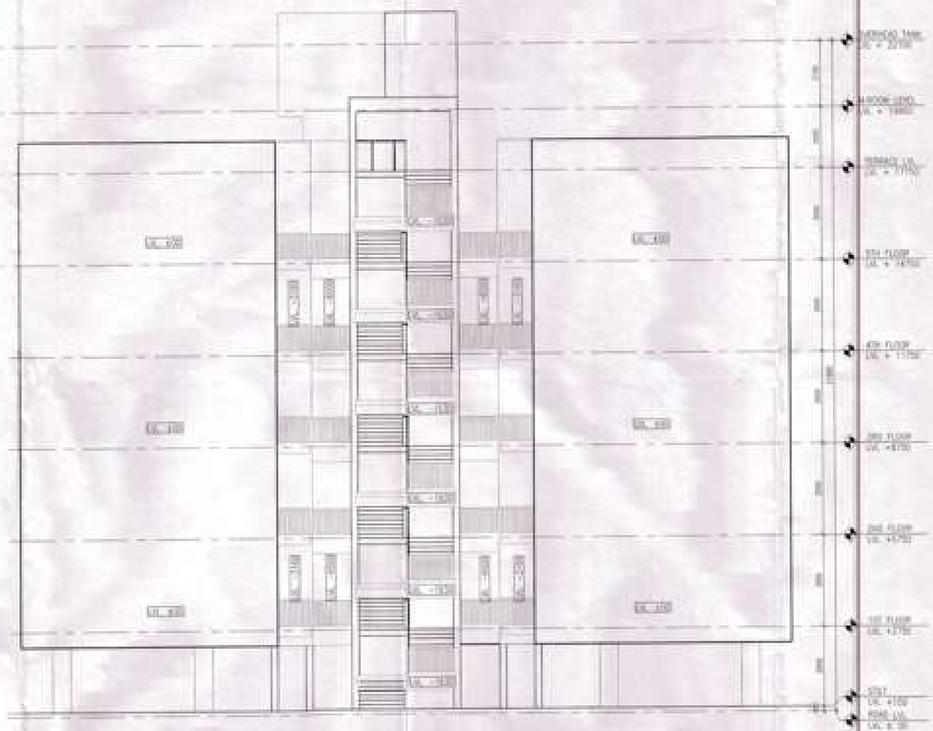

ELEVATION AT-2

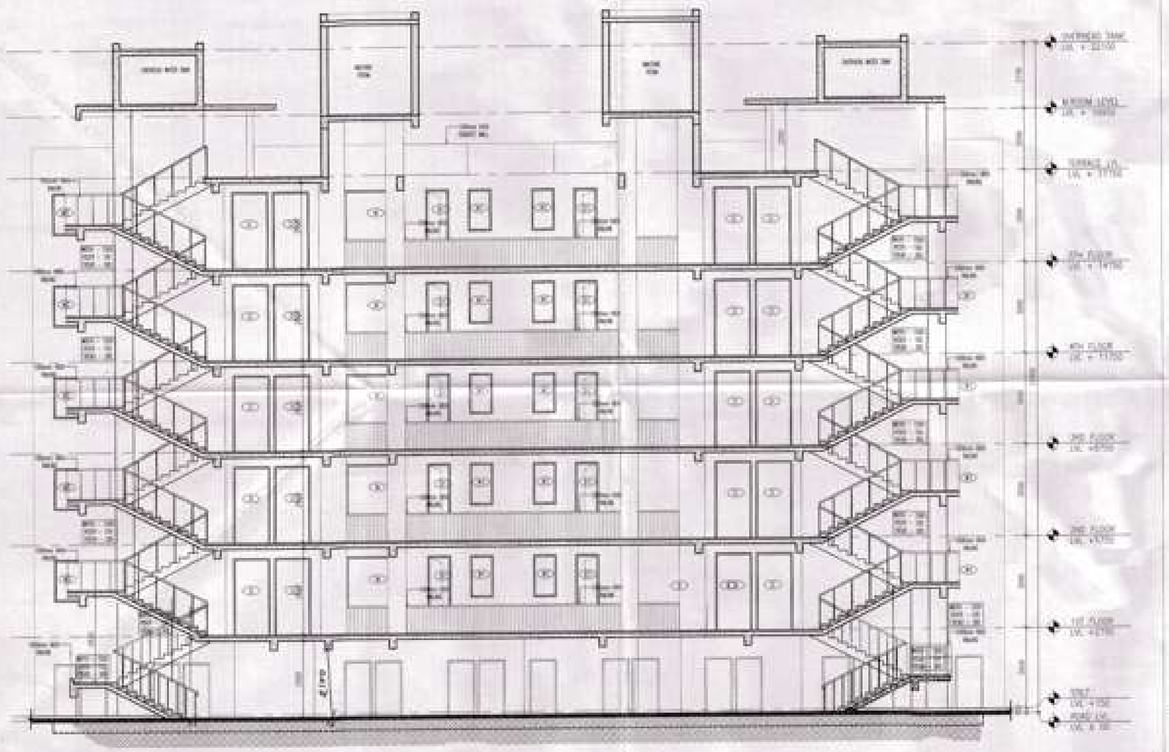

SECTION AT A-A

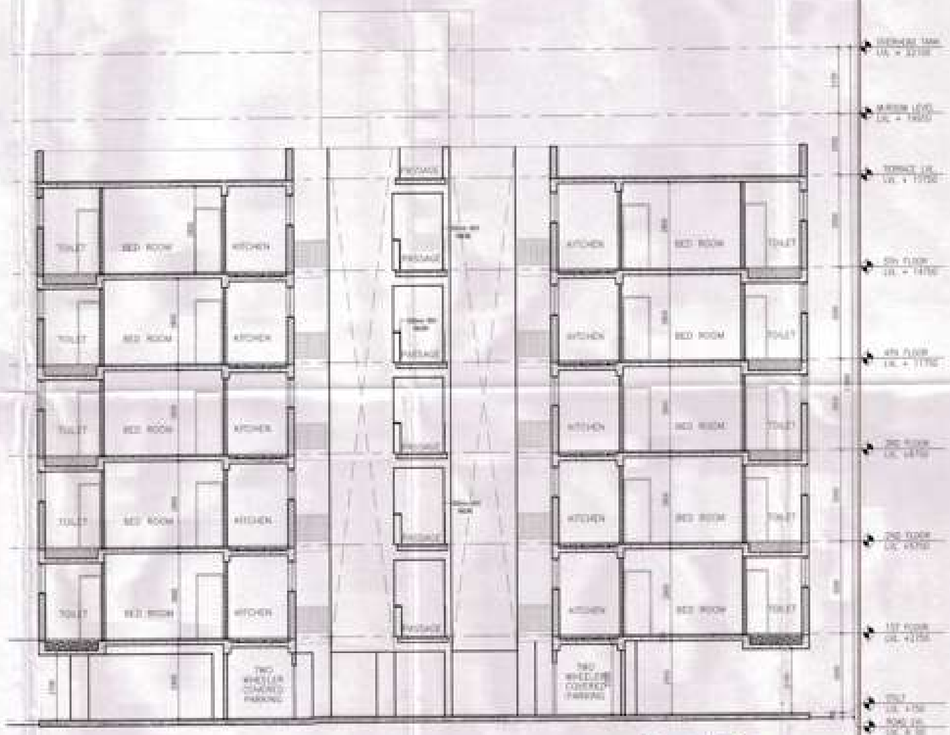

SECTION AT B-B

PROJECT TITLE

GROUP HOUSING-8 SECTOR-5 WAVE CITY
WAVE EXECUTIVE FLOORS
GHAZIABAD

ARCHITECTS

RAJIV KHANNA & ASSOCIATES (P.) LTD.
[illegible]
TELE / FAX : 0120-4035727
[illegible]

GENERAL NOTES

DOOR WINDOW SCHEDULE

S.NO.	ITEM	SIZE	C.LVL	L.LVL
01	D	1200X2500	–	2500
02	D1	900X2500	–	2500
03	D2	900X2100	–	2100
04	D3	750X2100	–	2100
05	DW	1100X2500	100	2500
06	DW1	1745X2500	100	2500
07	DW2	1145X2500	100	2500
08	W	2000X1600	900	2500
09	W1	1200X1450	1050	2500
10	W2	655X2400	100	2500
11	V	600X1000	1500	2500

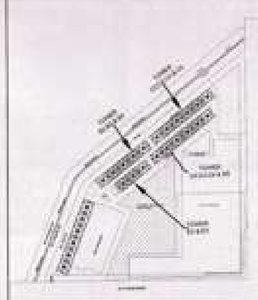

KEY PLAN

CLIENT:

UPPAL CHADHA HI-TECH DEVELOPERS PVT.
C-1, SECTOR-3 NOIDA

OWNER SIGNATURE

ARCHITECT SIGNATURE

RAJIV KHANNA
ARCHITECT

SCALE :

DRAWN BY

DATE

CHECKED BY

DRAWING TITLE

SUBMISSION DRAWING(BHK)
ELEVATION & SECTION TOWER
B2,B3,B4,C2,C3,C4,C5,D2,D3,D4,D5,E2 & E3(5+5)

DRAWING NO.

SB_A_200

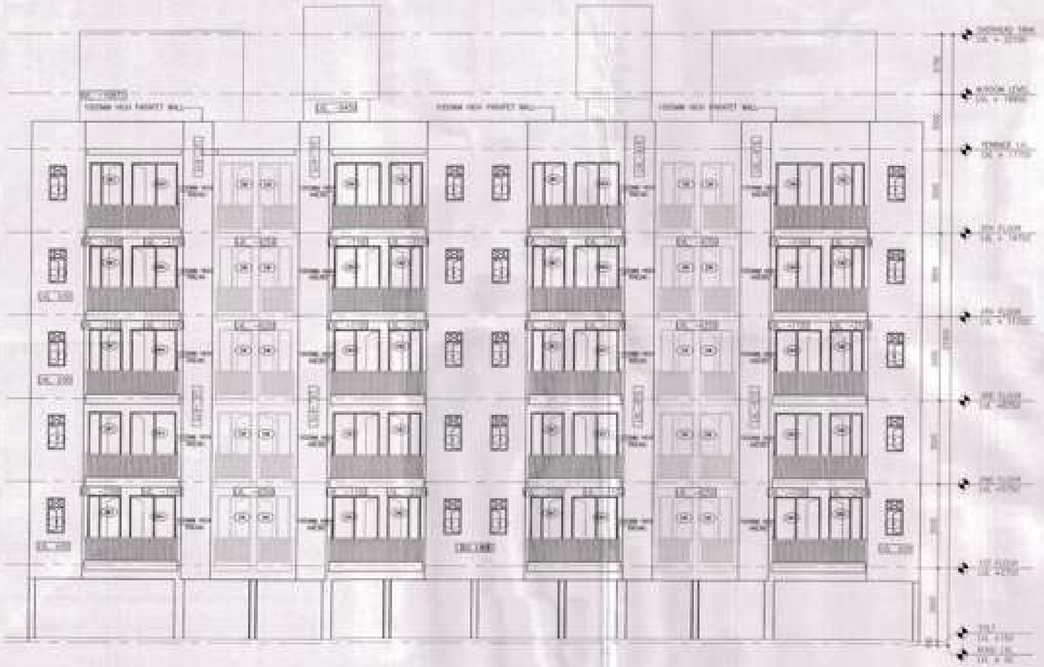

ELEVATION 1

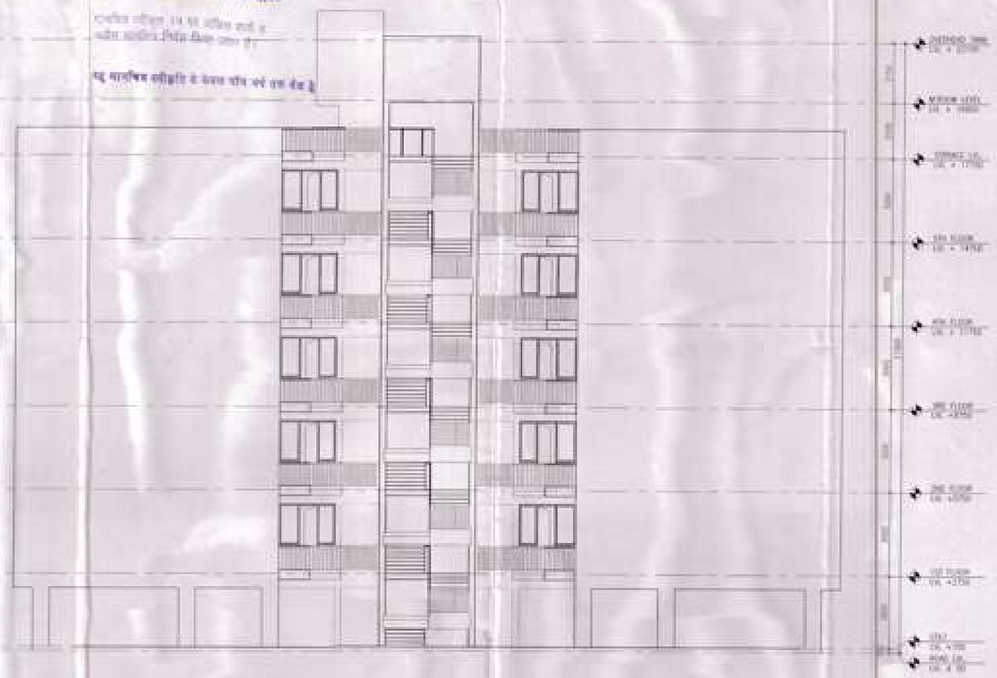

ELEVATION 2

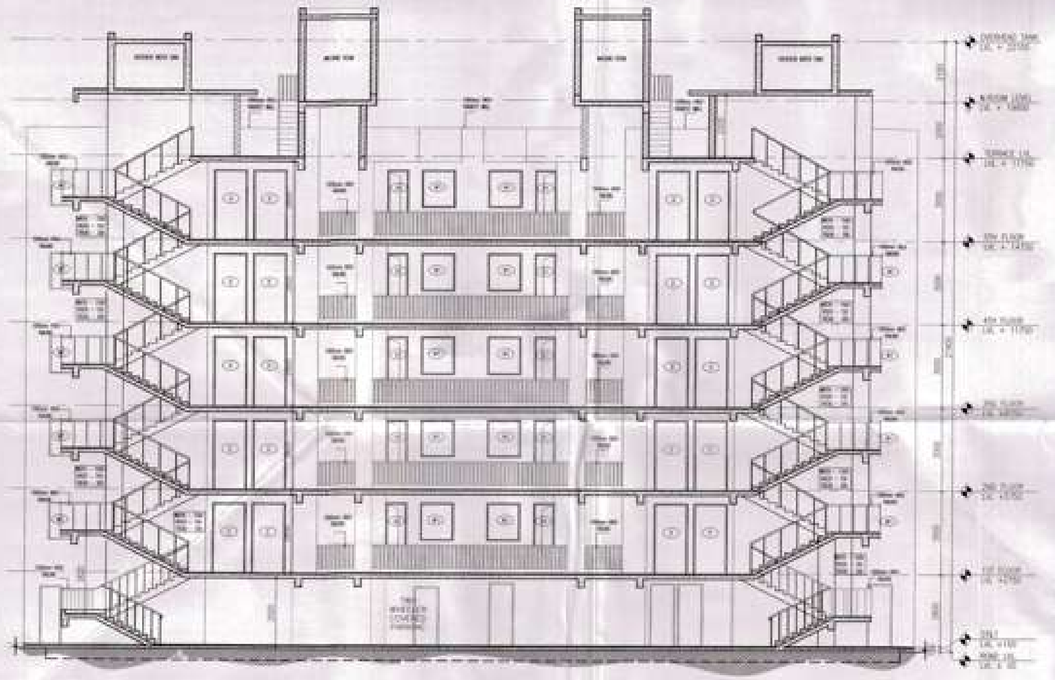

SECTION A-A

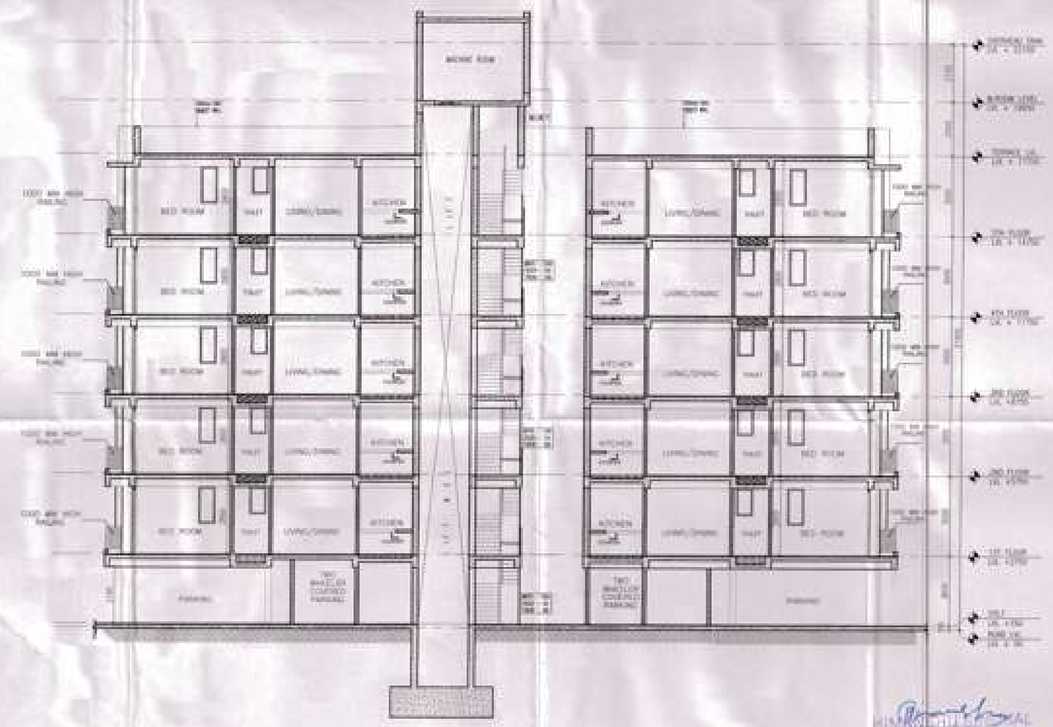

SECTION B-B

PROJECT TITLE

GROUP HOUSING 8, SECTOR-5
WAVE CITY
(WAVE EXECUTIVE FLOORS)
GHAZIABAD

ARCHITECT

RAJIV KHANNA & ASSOCIATES(P). LTD.
727 Sec-15 DLF, Gurgaon
TELE / FAX : 0124-4035707
e-mail : rkhanna@rkhanna.com

GENERAL NOTES

DOOR WINDOW SCHEDULE				
S.NO.	ITEM	SIZE	C.LVL	L.LVL
01	D	1200X2500	–	2500
02	D1	900X2500	–	2500
03	D2	900X2100	–	2100
04	D3	750X2100	–	2100
05	DW	1100X2500	100	2500
06	DW1	1745X2500	100	2500
07	DW2	1145X2500	100	2500
08	W	1800X1800	800	2500
09	W1	1200X1450	1050	2500
10	W2	855X2400	100	2500
11	V	600X1300	1200	2500

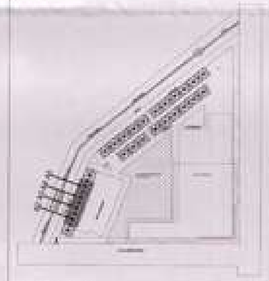

KEY PLAN

CLIENT

UPPAL CHADHA HI-TECH DEVELOPERS PVT
C-1,SECTOR-3 NOIDA

OWNER SIGNATURE

ARCHITECT SIGNATURE

RAJIV KHANNA
ARCHITECT CA/2000/007

SCALE - 1:100

DRAWN BY

DATE

CHECKED BY

DRAWING TITLE

SUBMISSION DRAWING
SECTION & ELEVATION (3BHK)
TOWER- A2, A3,A4 & A5 (S+5)

DRAWING NO.

SB_A_200