P.N. - 1587/SPT/03/07-08

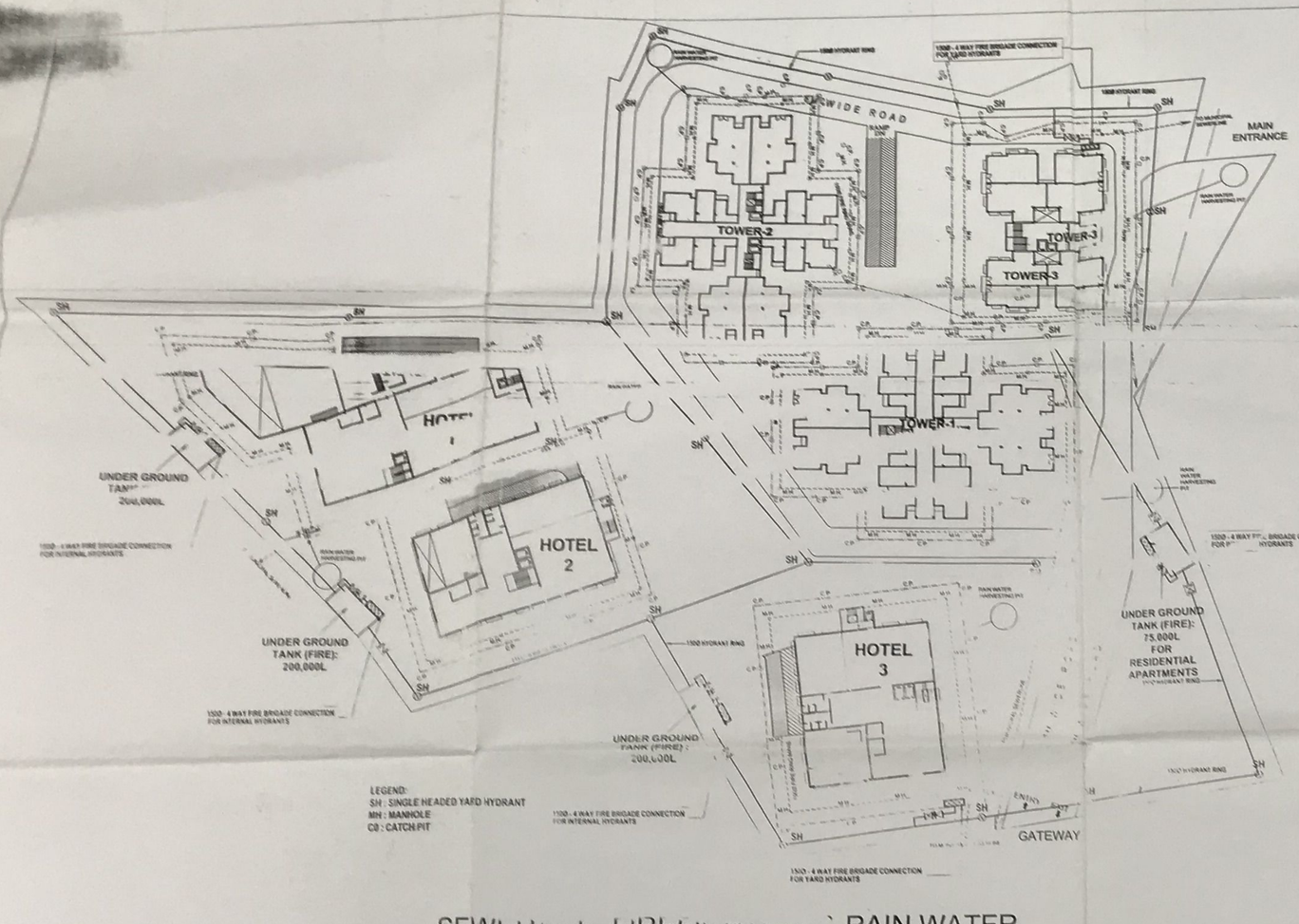

SEWERAGE, FIREFIGHTING & RAIN WATER HARVESTING

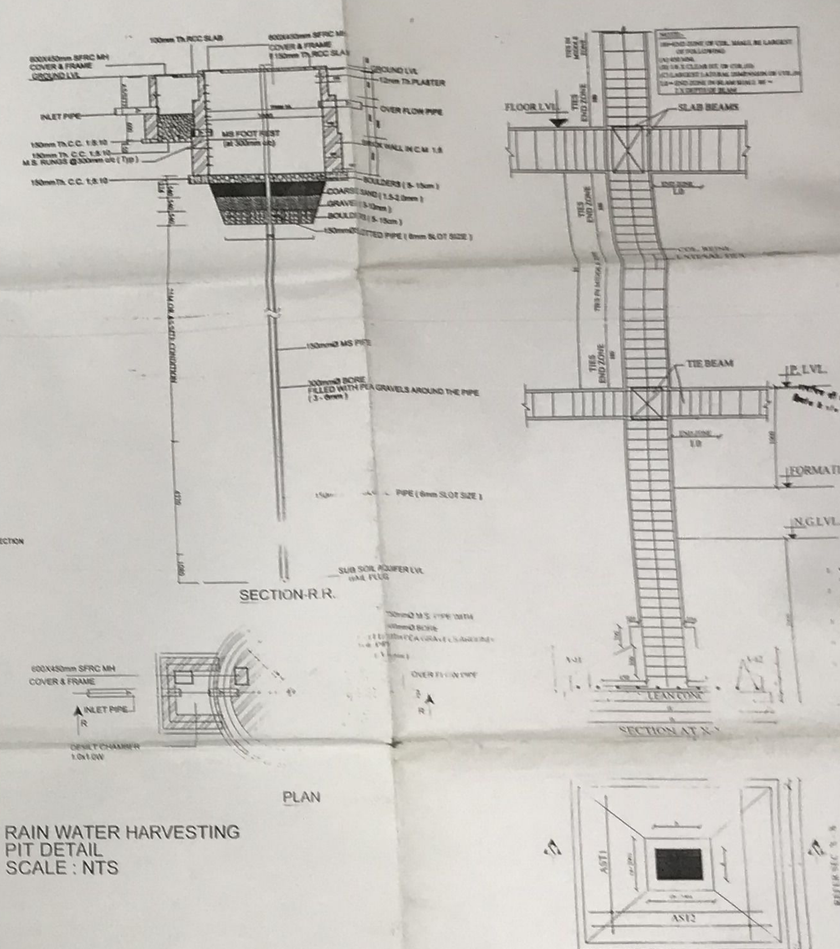

RAIN WATER HARVESTING PIT DETAIL
SCALE : NTS

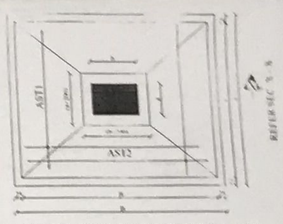

PLAN OF TYPICAL ISOLATED FOOTING(AX11)

KEY PLAN
SCALE: NTS

Project :
PROPOSED REVISED LAYOUT PLAN OF HOTEL CUM COMMERCIAL & RESIDENTIAL ON KHASRA NO.94 TO 98, 1955 TO 1959, 1962, 1966 TO 1988, 1995, 1996 & PART OF KHASRA NO. 99,103,1963,1994 & 1997 FOR M/s GANGETIC DEVELOPERS PVT. LTD. AT TAJNAGARI, AGRA

DRG TITLE : SEWERAGE, FIREFIGHTING, RAIN WATER HARVESTING & KEY PLAN

DATE : 16.02.14	SCALE : AS SHOWN
DRG NO. 2/16	NORTH : N
Owner's Sign	Architect's Sign

P.N. - 1587/SPT/03/07-08

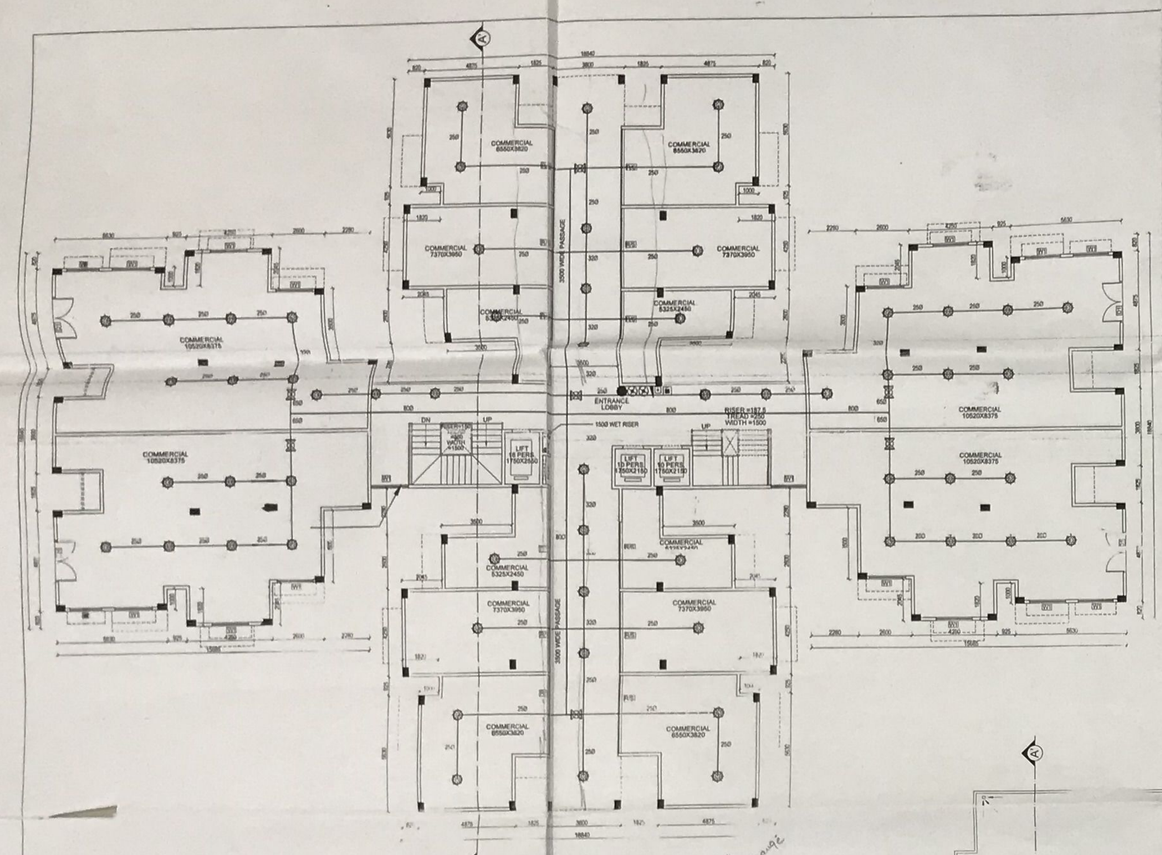

GROUND FLOOR PLAN
(SCALE -1:100)

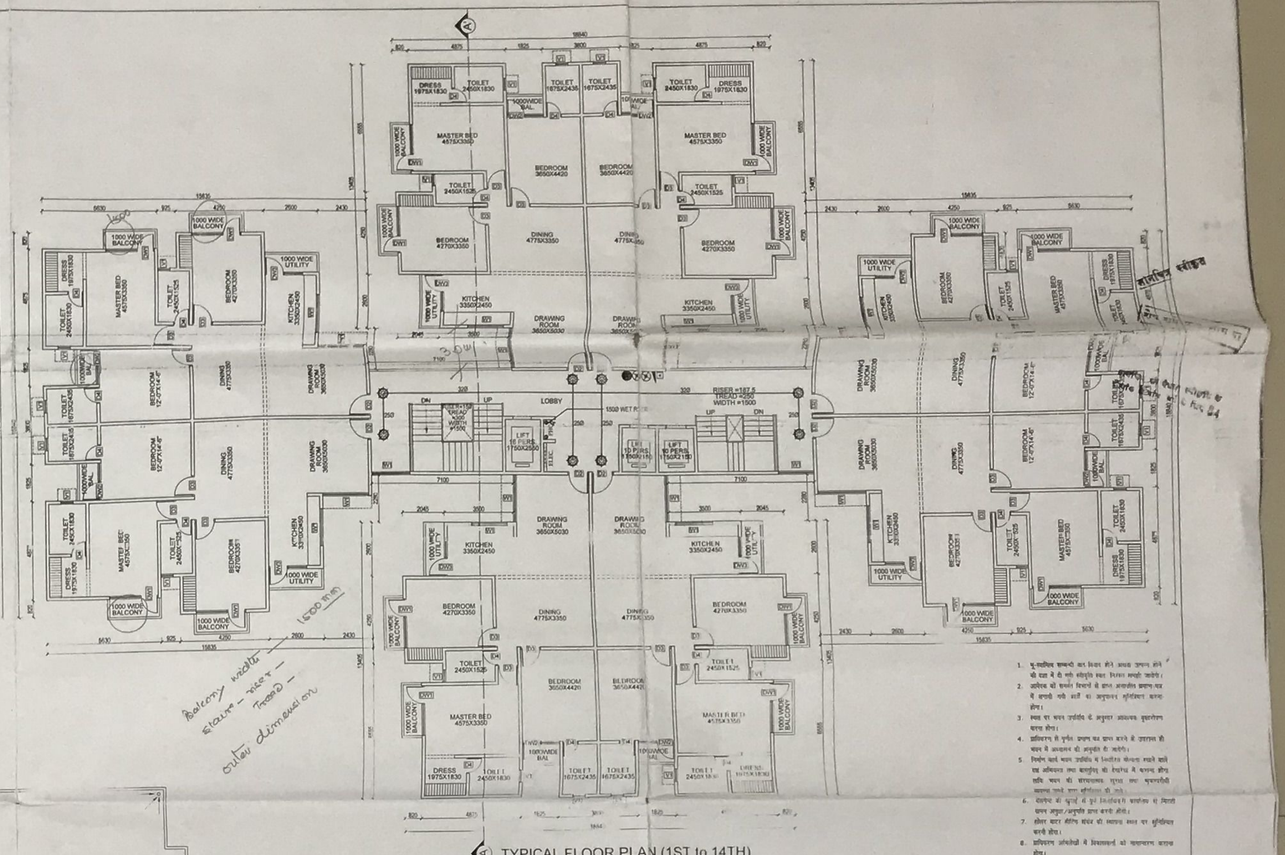

TYPICAL FLOOR PLAN (1ST to 14TH)
(SCALE - 1:100)

LEGEND (FIRE FIGHTING & ALARM SYSTEM)

S.No	SYMBOL	DESCRIPTION	POSITION
1.		MANUAL CALL POINT (BREAK GLASS TYPE)	1050
2.		ZONAL FIRE ALARM PANEL	2250
3.		ELECTRONIC HOOTER	2250
4.		9 LIT. WATER CO2 TYPE FIRE EXTINGUISHER	1000
5.		4.5 KG. CO2 GAS TYPE FIRE EXTINGUISHER	1000
6.		15 M.M. DIA. UPRIGHT SPRINKLER	
7.		BRANCH PIPE FOR SPRINKLER SYSTEM	
8.			
9.			
10.			

FIRE HYDRANT CABINET (FHC)
150 MM DIA FIRE FIGHTING WET RISER WITH FOLLOWING
a) 63 MM DIA SINGLE HEADED HYDRANT VALVE
b) ONE NOS. 20 MM DIA 30 M. LONG HOSE REEL
c) TWO NOS. 63 MM DIA 15 M. LONG FIRE HOSE PIPE
d) ONE BRANCH PIPE
e) ONE NO 9 LT WATER CO2 TYPE FIRE EXTINGUISHER
f) ONE NO 4.5 Kg CO2 GAS TYPE FIRE EXTINGUISHER
g) ONE NO 5 Kg ABC POWDER TYPE FIRE EXTINGUISHER

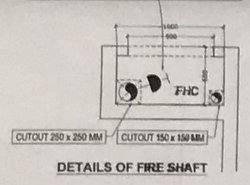

DETAILS OF FIRE SHAFT

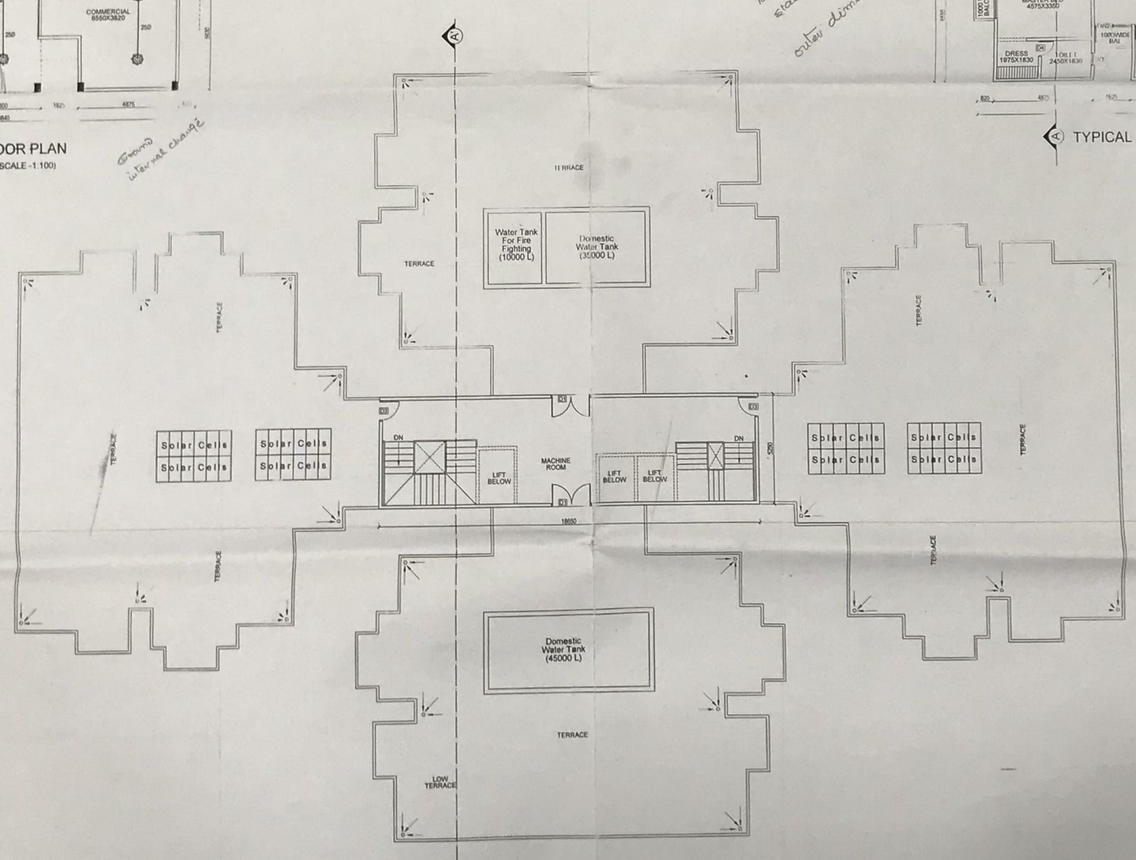

TERRACE FLOOR PLAN
(SCALE -1:100)

Project :
PROPOSED REVISED LAYOUT PLAN OF HOTEL CUM COMMERCIAL & RESIDENTIAL ON KHASRA NO.94 TO 98, 1955 TO 1959, 1962, 1966 TO 1988, 1995, 1996 & PART OF KHASRA NO. 99,103,1963,1994 & 1997 FOR M/s GANGETIC DEVELOPERS PVT. LTD. AT TAJNAGARI, AGRA

SCHEDULE OF DOOR / WINDOW / OPENING

S.NO	TYPE	SIZE	SILL	LINTEL
1	D1	3050 x 2100		2100
2	D1	2450 x 2100	-	2550
3	D2	1500 x 2100	-	2100
4	D3	1000 x 2100	-	2100
5	D4	750 x 2100	-	2100
6	W1	3000 x 1500	600	2100
7	W2	2150 x 1500	600	2100
8	GL1	10000 x 1500	600	2100
9	V	1800 x 450	1200	1650
10	V1	600 x 450	1200	1650
11				
12				
13				
14				

DRG TITLE : TOWER-1 & 2 (3BHK FLATS)

DRG TITLE : GROUND , TYPICAL (1ST TO 14TH) & TERRACE FLOOR PLAN

DATE : 16.02.14	SCALE : AS SHOWN
DRG NO. : 4/16	NORTH :
Owner's Sign	Architect's Sign