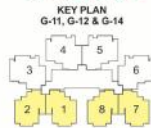
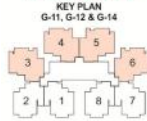




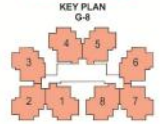
**TYPICAL UNIT PLAN
2 BED + 2 TOI**
Carpet Area: 566.719 sq. ft.
Built-up Area: 775.431 sq. ft.
Saleable Area: 590 sq. ft.



**TYPICAL UNIT PLAN
2 BED + 2 TOI + STUDY**
Carpet Area: 637.976 sq. ft.
Built-up Area: 852.501 sq. ft.
Saleable Area: 1000 sq. ft.



**TYPICAL UNIT PLAN
2 BED + 2 TOI + STUDY**
Carpet Area: 711.385 sq. ft.
Built-up Area: 949.053 sq. ft.
Saleable Area: 1185 sq. ft.



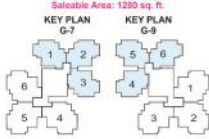
NOTE : Conversion 1000 MM = 3.28 FT. & 1 SQ.MT. = 10.764 SQ.FT.
• Measurement of dimension are from unplastered wall to unplastered wall.
• Balcony dimension are inclusive of parapet wall & railing.
• Carpet Area as per RERA.

NOTE : Conversion 1000 MM = 3.28 FT. & 1 SQ.MT. = 10.764 SQ.FT.
• Measurement of dimension are from unplastered wall to unplastered wall.
• Balcony dimension are inclusive of parapet wall & railing.
• Carpet Area as per RERA.

NOTE : Conversion 1000 MM = 3.28 FT. & 1 SQ.MT. = 10.764 SQ.FT.
• Measurement of dimension are from unplastered wall to unplastered wall.
• Balcony dimension are inclusive of parapet wall & railing.
• Carpet Area as per RERA.



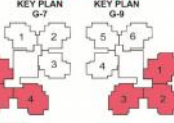
**TYPICAL UNIT PLAN
3 BED + 2 TOI**
Carpet Area: 777.154 sq. ft.
Built-up Area: 1028.706 sq. ft.
Saleable Area: 1200 sq. ft.



NOTE : Conversion 1000 MM = 3.28 FT. & 1 SQ.MT. = 10.764 SQ.FT.
• Measurement of dimension are from unplastered wall to unplastered wall.
• Balcony dimension are inclusive of parapet wall & railing.
• Carpet Area as per RERA.



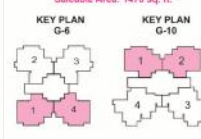
**TYPICAL UNIT PLAN
3 BED + 2 TOI (TYPE - I)**
Carpet Area: 897.709 sq. ft.
Built-up Area: 1152.921 sq. ft.
Saleable Area: 1470 sq. ft.



NOTE : Conversion 1000 MM = 3.28 FT. & 1 SQ.MT. = 10.764 SQ.FT.
• Measurement of dimension are from unplastered wall to unplastered wall.
• Balcony dimension are inclusive of parapet wall & railing.
• Carpet Area as per RERA.



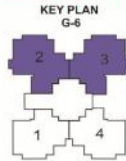
**TYPICAL UNIT PLAN
3 BED + 2 TOI (TYPE - II)**
Carpet Area: 917.152 sq. ft.
Built-up Area: 1197.161 sq. ft.
Saleable Area: 1470 sq. ft.



NOTE : Conversion 1000 MM = 3.28 FT. & 1 SQ.MT. = 10.764 SQ.FT.
• Measurement of dimension are from unplastered wall to unplastered wall.
• Balcony dimension are inclusive of parapet wall & railing.
• Carpet Area as per RERA.



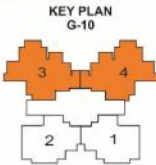
**TYPICAL UNIT PLAN
3 BED + 3 TOI + SERVANT**
 Carpet Area: 1010.192 sq. ft.
 Built-up Area: 1342.258 sq. ft.
 Saleable Area: 1670 sq. ft.



NOTE : Conversion 1000 MM = 3.28 FT. & 1 SQ.MT. = 10.764 SQ.FT.
 • Measurement of dimension are from unplastered wall to unplastered wall.
 • Balcony dimension are inclusive of parapet wall & railing.
 • Carpet Area as per RERA.

**TYPICAL UNIT PLAN
3 BED + 4 TOI + SERVANT + STORE**

Carpet Area: 1137.852 sq. ft.
 Built-up Area: 1481.113 sq. ft.
 Saleable Area: 1860 sq. ft.



NOTE : Conversion 1000 MM = 3.28 FT. & 1 SQ.MT. = 10.764 SQ.FT.
 • Measurement of dimension are from unplastered wall to unplastered wall.
 • Balcony dimension are inclusive of parapet wall & railing.
 • Carpet Area as per RERA.

***Carpet Area:** (RERA Definition) means net useable floor area of an apartment excluding the area covered by the external walls, area under service shafts exclusive balcony/veranda area and exclusive open terrace area but includes the area covered by the internal partition walls of the apartment.