TOWER-1 REFUGE FLOOR PLAN & AREA DIAGRAM

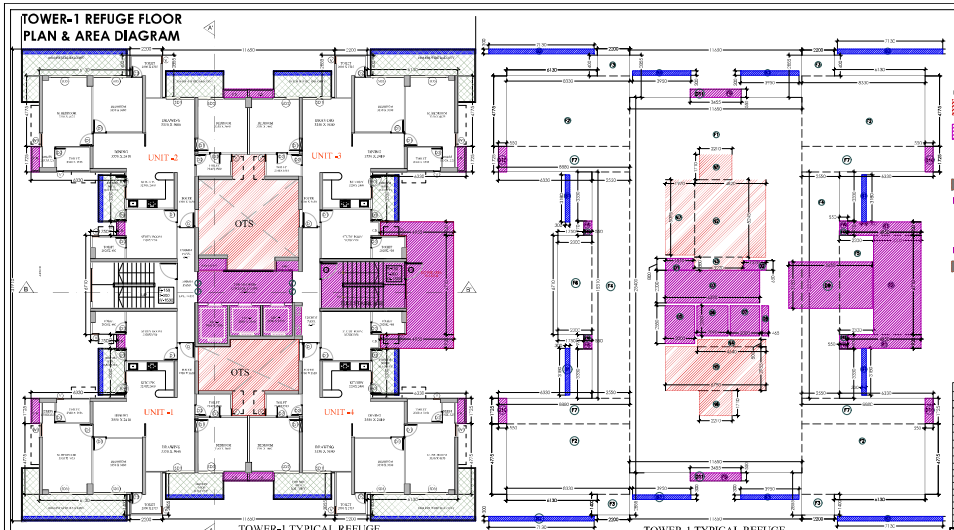

TOWER-1 TYPICAL REFUGE FLOOR PLAN (18th&28th)

TOWER-1 TYPICAL REFUGE FLOOR PLAN (18th&28th) AREA DIAGRAM

LEGEND
-DEDUCTION
-5% PRESCRIBED AREA

TOWER-1 CLUSTER PLAN

KEY PLAN

SCHEDULE OF DOOR					
DOOR	WIDTH	HEIGHT	SILL LVL.	LIN. LVL.	
D1	1200	2400	---	2400	
D2	1000	2400	---	2400	
D3	900	2400	---	2400	
D4	900	2400	---	2400	
D5	900	2400	---	2400	
D6	900	2400	---	2400	
D7	1200	2400	---	2400	
D8	1200	2400/1200	00/900	2400	
D9	1200	2400/1200	00/900	2400	
D10	1200	2400/1200	00/900	2400	
D11	1200	2400/1200	00/900	2400	
D12	1200	2400/1200	00/900	2400	
D13	1200	2400	00	2400	
D14	1200	2400	00	2400	
D15	1200	2400	00	2400	

TOWER-2 TYPICAL FLOOR PLAN

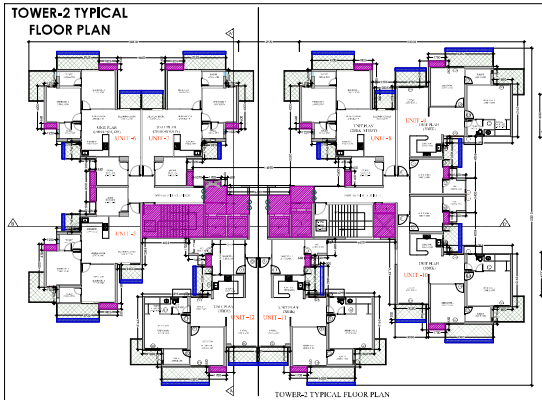

TOWER-2 TYPICAL FLOOR PLAN
(2nd. To 17th. ,19th To 27th & 29th To 31th)

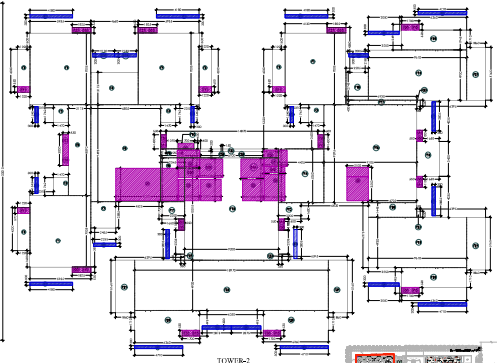

TOWER-2
TYPICAL FLOOR AREA DIAGRAM

TOWER - 2 TYPICAL FLOOR FAR AREA CALCULATION					
Sr No	Dim (m)	X	Dim (m)	NOS.	Area (SQMT)
F1	5.955	X	7.005	4	166.859
F2	1.220	X	4.200	4	20.496
F3	1.470	X	1.745	4	10.261
F4	4.660	X	3.175	1	14.796
F5	2.175	X	8.890	1	19.336
F6	6.835	X	9.495	1	64.898
F7	2.455	X	2.585	1	6.346
F8	2.345	X	4.280	1	10.037
F9	3.920	X	0.870	1	3.410
F10	1.700	X	0.600	1	1.020
F11	2.200	X	1.700	1	3.740
F12	9.200	X	10.015	1	92.138
F13	2.200	X	1.600	1	3.520
F14	4.425	X	5.250	1	23.231
F15	9.105	X	9.595	1	87.362
F16	2.200	X	3.400	1	7.480
F17	0.430	X	6.930	1	2.980
F18	2.205	X	2.745	1	6.053
F19	9.610	X	4.930	2	94.755
F20	6.360	X	1.945	4	49.481
F21	1.860	X	5.165	4	38.428
F22	18.970	X	4.930	1	93.522
F23	0.350	X	0.600	4	0.840
F25	1.525	X	0.870	1	1.327
F26	4.725	X	1.145	1	5.410
F27	1.825	X	0.550	4	4.015
F28	3.000	X	0.550	1	1.650
F29	1.400	X	0.550	2	1.540
F30	1.100	X	0.550	4	2.420
F31	1.700	X	0.550	4	3.740
F32	0.150	X	0.670	2	0.201
F33	6.100	X	0.200	1	1.220
TOTAL ADDITION AREA (F)					842.528

BALCONY FAR AREA					
B1	5.400	X	0.300	4	6.480
B2	0.300	X	1.545	4	1.854
B3	2.005	X	0.300	1	0.602
B3A	2.130	X	0.300	2	1.278
B4	2.255	X	0.300	1	0.677
B5	4.710	X	0.300	2	2.826
B6	2.875	X	0.300	2	1.725
B7	0.300	X	2.835	4	3.402
B8	3.050	X	0.300	2	1.830
B9	6.570	X	0.300	2	3.942
TOTAL ADDITION AREA (B)					26.615
25 % OF BALCONY AREA COUNT IN FAR (B)					6.154
15% PRESCRIBED AREA					
D1	6.000	X	3.150	1	18.900
D2	2.000	X	2.050	3	12.300
D3	2.150	X	1.600	1	3.440
D3A	2.380	X	1.830	1	4.355
D3B	2.000	X	1.100	1	2.200
D4	2.380	X	1.600	1	3.808
D4A	2.150	X	1.830	1	3.935
D4B	2.150	X	0.600	1	1.290
D5	2.000	X	2.550	1	5.100
D6	2.100	X	0.900	1	6.615
D7	1.500	X	0.600	1	0.900
D10	1.825	X	0.550	4	4.015
D11	1.220	X	0.550	4	2.684
D12	3.000	X	0.550	1	1.650
D13	1.400	X	0.550	2	1.540
D14	1.100	X	0.550	4	2.420
D15	1.700	X	0.550	4	3.740
TOTAL 15% PRESCRIBED AREA (D)					78.892
TYPICAL FLOOR F.A.R AREA (F+B-D)					770.919
TOTAL F.A.R AREA OF TOWER-02 TYPIAL FLOOR = F.A.R X 28					21585.722
TOTAL 15% PRESCRIBED AREA OF TOWER -2 = D X 28					2208.975

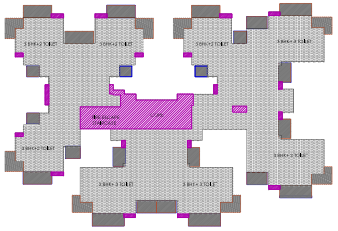

TOWER-2 CLUSTER PLAN

TOWER - B- (UNIT DETAIL)		
TYPE OF UNIT	NO.OF UNIT	CARPET AREA
A (3-BHK +2 TOILETS)	4	70.95
B (3-BHK + 3 TOILETS)	4	91.53
TOTAL	8	162.48

KEY PLAN

SCHEDULE OF DOOR					
MARK	WIDTH	HEIGHT	SILL LVL	SILL LVL	
D1	1000	2400	---	2400	
D2	1000	2400	---	2400	
D3	800	2400	---	2400	
D4	800	2400	---	2400	
D5	800	2400	---	2400	
D6	800	2400	---	2400	
D7	1000	2400	---	2400	
D8	1000	2400/1200	10/900	2400	
D9	1000	2400/1200	10/900	2400	
D10	1100	2400/1200	10/900	2400	
D11	1000	2400/1200	10/900	2400	
D12	1000	2400	00	2400	
D13	1000	2400	00	2400	
D14	1000	2400	00	2400	