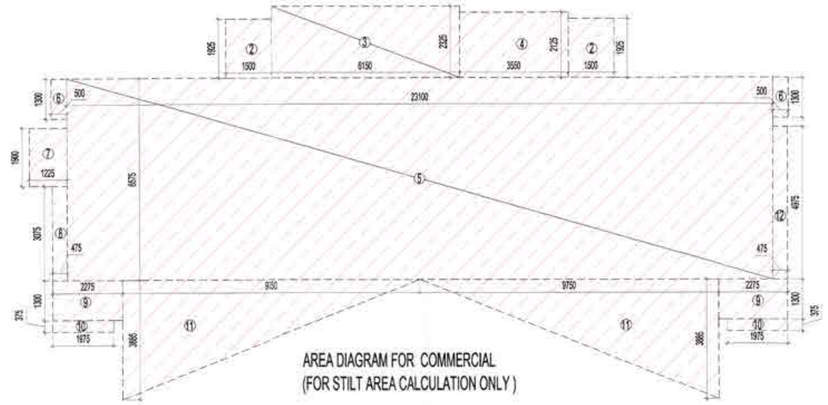

AREA DIAGRAM FOR COMMERCIAL
(FOR STILT AREA CALCULATION ONLY)

AREA LEGEND:-

- F.A.R AREA
- COUNTED IN 15 % F.A.R AREA
- NON F.A.R AREA
- AREA COUNTED IN 1/4 F.A.R
- CLUB AREA
- COMMERCIAL AREA

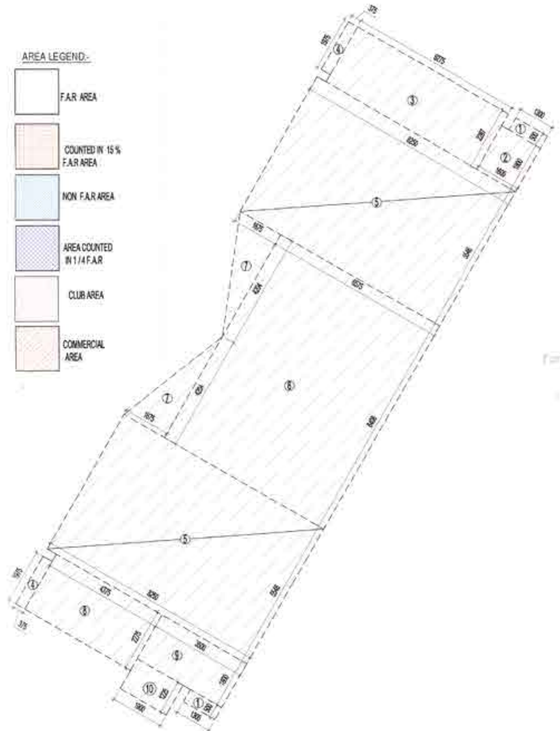

AREA DIAGRAM FOR CLUB (FOR STILT AREA CALCULATION ONLY)

DECORATIVE COLUMN AREA

F.A.R. COVERED AREA CALCULATION FOR COMMERCIAL

S.NO.	PARTICULARS							AREA(S.Q.M)
2	2	X	1.500	X	1.925	=	5.775
3			6.150	X	2.325	=	14.299
4			3.550	X	2.125	=	7.544
5			23.100	X	6.575	=	151.883
6	2	X	0.500	X	1.300	=	1.300
7			1.225	X	1.900	=	2.328
8			0.475	X	3.075	=	1.461
9	2	X	2.275	X	1.300	=	5.915
10	2	X	1.975	X	0.375	=	1.481
11	0.5	2	9.750	X	3.885	=	37.879
12			0.475	X	4.975	=	2.363
TOTAL AREA							232.226

F.A.R. COVERED AREA CALCULATION FOR CLUB AREA

S.NO.	PARTICULARS							AREA(S.Q.M)
1	2	X	1.300	X	0.500	=	1.300
2			1.600	X	1.800	=	2.880
3			6.275	X	2.287	=	14.351
4	2	X	0.375	X	1.975	=	1.481
5	2	X	8.250	X	5.548	=	91.509
6			6.575	X	8.406	=	55.283
7	0.5	2	1.675	X	4.204	=	7.042
8			4.375	X	2.275	=	9.953
9			3.500	X	1.800	=	6.300
10			1.900	X	1.225	=	2.328
TOTAL AREA							192.428

F.A.R. COVERED AREA CALCULATION FOR ENTRANCE LOBBY

S.NO.	PARTICULARS							AREA(S.Q.M)
1			2.334	X	2.609	=	6.089
2			6.275	X	7.080	=	44.427
3			2.525	X	4.350	=	10.984
TOTAL AREA							61.500

F.A.R. COVERED FOR DECORATIVE COLUMN AREA

S.NO.	PARTICULARS							AREA(S.Q.M)
1	2	X	0.200	X	0.200	=	0.080
2			0.984	X	0.050	=	0.049
TOTAL AREA							0.129
FIRST FLOOR			0.129	X	12		1.548
12TH A FLOOR			0.129	X	12		1.548
14TH FLOOR			0.129	X	12		1.548
15TH FLOOR			0.129	X	12		1.549
TOTAL DECORATIVE COLUMN							6.192

F.A.R. COVERED AREA CALCULATION FOR CIRCULATION

S.NO.	PARTICULARS							AREA(S.Q.M)
1			3.350	X	0.200	=	0.670
2			0.200	X	2.794	=	0.559
3			5.845	X	4.065	=	23.870
4			1.250	X	0.200	=	0.250
5			0.228	X	0.100	=	0.023
6			1.068	X	0.778	=	0.832
7	0.5	X	1.521	X	0.875	=	0.665
8	0.5	2	2.551	X	4.458	=	11.628
9			9.600	X	2.866	=	16.814
10			2.400	X	0.184	=	0.442
11	0.5	X	1.041	X	0.601	=	0.313
12			1.550	X	0.778	=	1.206
13			2.100	X	0.948	=	1.993
14			0.200	X	5.700	=	1.140
15	2	X	0.650	X	1.975	=	2.568
TOTAL AREA							64.074

GROUND FLOOR NON F.A.R AREA OF BALCONY

FIRE STAIRCASE WELL	A1	3.750	X	4.350			16.313
TOTAL AREA						=	16.313

TOTAL F.A.R. AREA AT GROUND FLOOR (TOWER -1 & 2)

S.NO.		PARTICULARS				AREA(S.Q.M)
FAR AREA OF ENTRANCE LOBBY	=				=	61.500
FAR AREA OF CIRCULATION					=	64.074
FAR AREA OF DECORATIVE COLUMN					=	6.192
TOTAL F.A.R AREA					=	131.766

TOTAL GROUND COVERAGE AREA

S.NO.		PARTICULARS				AREA(S.Q.M)
FAR AREA OF UNIT- A AT 2ND FLOOR	=	90.798	X	6	=	544.788
AREA COUNTED IN 1 / 4 F.A.R UNIT- A AT 2ND FL	=	15.076	X	6	=	90.456
NON-FAR AREA OF BALCONY OF UNIT- A AT 2ND FL	=	7.944	X	6	=	47.664
FAR AREA CIRCULATION AT 2ND FLOOR					=	57.718
15% ADDITIONAL F.A.R FOR 2ND FL						46.227
15% ADDITIONAL LIFT SHAFT F.A.R FOR FIRST FL (D-E)						13.108
TOTAL COVERAGE AREA					=	799.961

AREA CALCULATION TOWARDS 15% ADDITIONAL F.A.R

S.NO.	PARTICULARS							AREA (S.Q.M)
FIRE STAIRCASE AREA								
A			3.150	X	5.700	=	17.955
B			1.350	X	3.744	=	5.036
LIFT LOBBY								
C			6.600	X	2.400	=	15.840
VISITOR'S TOILET								
D			2.334	X	3.850	=	8.986
E			1.925	X	1.492	=	2.872
F			0.635	X	0.200	=	0.127
OTHER UTILITY								
G			2.334	X	3.850	=	8.986
H			1.925	X	1.500	=	2.888
J			0.635	X	0.200	=	0.127
TOTAL							57.316
Subtraction							
B			2.000	X	0.950	=	1.900
TOTAL							1.900
TOTAL AREA						=	55.416

TOTAL STILT AREA

S.NO.		PARTICULARS				AREA(S.Q.M)
GROUND COVERAGE AREA						799.961
Subtraction						
FAR AREA CIRCULATION AT GROUND FLOOR						64.074
15% ADDITIONAL F.A.R FOR AT GROUND FL						55.416
FAR AREA OF ENTRANCE LOBBY						61.500
STILT CLUB AREA						192.426
STILT COMMERCIAL AREA					=	232.226
TOTAL						605.642
TOTAL STILT AREA					=	194.319

TOWER - 1 & 2

	GROUND COVERAGE	TOTAL	15 % AREA	NON F.A.R AREA	HEIGHT FL. LVL (MM)
GROUND FLOOR	799.961	131.766	58.416	16.313	(+) 1200
1st FLOOR		509.163	61.205	71.156	(+) 5150
2nd FLOOR		625.120	46.227	115.506	(+) 9350
3rd FLOOR		606.316	51.825	96.168	(+) 12400
4th FLOOR		606.316	51.825	96.168	(+) 15450
5th FLOOR		606.316	51.825	96.168	(+) 18500
6th FLOOR		606.316	51.825	96.168	(+) 21550
7th FLOOR		606.316	51.825	96.168	(+) 24600
8th FLOOR		606.316	51.825	96.168	(+) 27650
9th FLOOR		606.316	51.825	96.168	(+) 30700
10th FLOOR		606.316	51.825	96.168	(+) 33750
11th FLOOR		606.316	51.825	96.168	(+) 36800
12th FLOOR		606.316	51.825	96.168	(+) 39850
12th A FLOOR		625.120	46.227	115.506	(+) 42900
14th FLOOR		606.316	51.825	96.168	(+) 45950
15th FLOOR		406.858	46.203	17.326	(+) 49000
TERRACE			61.570		(+) 52050
MUMTY					(+) 55100
O.H TANK & MACHINE ROOM			61.570		(+) 58200
TOTAL	799.961	8967.503	988.493	1393.686	

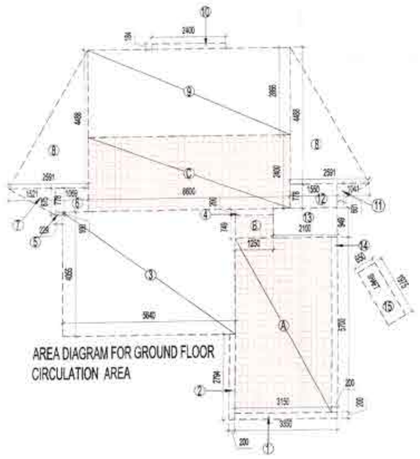

AREA DIAGRAM FOR GROUND FLOOR CIRCULATION AREA

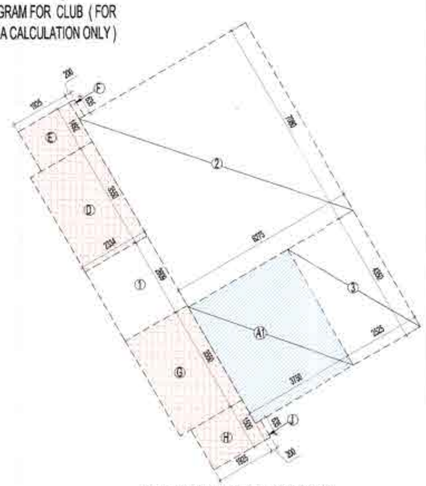

AREA DIAGRAM FOR ENTRANCE LOBBY & VISITOR'S TOILET & OTHER UTILITY

NORTH POINT

NO. OF PRINTS	DATE	ISSUED TO	REMARKS

Greater Noida Industrial Dev. Authority
APPROVED
File Letter No. 34296/A-3676 Dated 30/06 hrs
Validity to Dated
Manager (Plng. & Arch.) | Gen. Manager (Plng. & Arch.) | Asstt. Arch. | G.M. (Plng.)

OWNER SIGN | ARCHITECT SIGN

For Starcity Real Estates Pvt. Ltd.
Director/Auth. Signatory

OWNER
M/S STARCITY REAL ESTATES PVT. LTD

SUBMISSION DRAWING

KEYPLAN

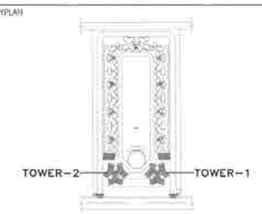

PROJECT

PROPOSED GROUP HOUSING FOR STARCITY REAL ESTATES PVT. LTD. AT PLOT NO: - GH-14A ,SECTOR- 01 GREATER NOIDA,(U.P.)

DATE	PROJECT INCH.	CHECKED BY
04-02-15	BALRAJ SINGH	BALRAJ SINGH
SCALE	DEALT BY	APPROVED BY
1:100	ABDHESH JHA	VISHAL SHARMA

DRAWING TITLE

GROUND FLOOR PLAN

TOWER-1&2

ARCHITECTS

Confluence

S-29, GK-2 N.D-48,INDIA | Ph. +91-11-29210006 Ph. +91-11-40564788 | ccs@inconfluence.com www.inconfluence.com | Member of IGBC ISO - 9001 : 2000
architecture | urban design | hospitality | interiors

DRAWING NO.	REVISION
S-012	

AREA LEGEND:-

- F.A.R AREA
- COUNTED IN 15 % F.A.R AREA
- NON F.A.R AREA
- AREA COUNTED IN 1/4 F.A.R
- CLUB AREA

F.A.R. COVERED AREA CALCULATION FOR TYPE -A UNIT

S.NO.			PARTICULARS				IREA (SQ.M)
COVERED AREA OF UNIT							
1			3.550	X	1.200	=	4.260
2			4.850	X	5.900	=	28.615
3			6.700	X	4.775	=	31.993
4			0.500	X	0.200	=	0.100
5			0.475	X	1.475	=	0.701
6			1.775	X	2.925	=	5.192
7			0.200	X	0.500	=	0.100
8			0.200	X	0.375	=	0.075
9			3.750	X	3.100	=	11.625
10			3.300	X	2.175	=	7.178
11			0.200	X	0.600	=	0.120
12			0.100	X	1.800	=	0.180
TOTAL AREA						=	90.138

F.A.R AREA OF BALCONY A) = X1+ X2 + X3 + X4 / 4							
X1			3.765	X	0.785	=	2.956
X2	0.5	X	1.185	X	0.472	=	0.280
X3			1.185	X	0.313	=	0.371
X4			1.700	X	0.925	=	1.573
TOTAL							5.179
TOTAL (B)						=	1.295

TOTAL F.A.R. AREA OF TYPE -A UNIT = TOTAL (A) + TOTAL (B)
= 90.138 + 1.295 = 91.433 SQMT

NON F.A.R AREA OF BALCONY (A)							
Y1			1.500	X	1.925	=	2.888
Y2			0.475	X	1.700	=	0.808
Y3			0.750	X	1.900	=	1.425
Y4	0.5	X	3.765	X	1.500	=	2.824
Y5			2.800	X	1.500	=	4.200
TOTAL AREA (B)						=	12.144

TOTAL COVERACE AT TYPICAL FL. OF UNIT - A = TOTAL (A) + TOTAL (B) X 4 + TOTAL (C)
= 90.138 + 1.295 X 4 + 12.144 = 107.462 SQMT

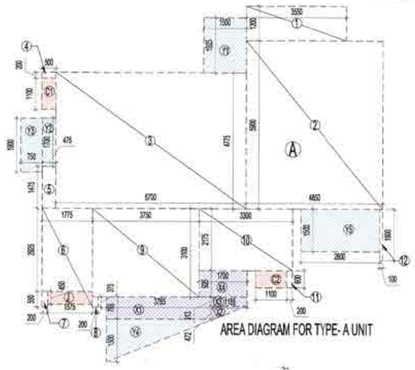

AREA DIAGRAM FOR TYPE- A UNIT

F.A.R. COVERED AREA CALCULATION FOR TYPE -C UNIT

S.NO.			PARTICULARS				AREA (SQ.M)
COVERED AREA OF UNIT							
1			0.525	X	2.525	=	1.326
2			3.025	X	2.325	=	7.033
3			4.675	X	6.275	=	29.336
4			5.050	X	3.300	=	16.665
5			0.500	X	0.200	=	0.100
6			3.750	X	4.575	=	17.156
7			1.775	X	4.400	=	7.810
8			0.200	X	0.500	=	0.100
9			0.200	X	0.375	=	0.075
10			3.400	X	1.275	=	4.335
TOTAL AREA						=	83.936

F.A.R AREA OF BALCONY (C) = X1 + X2 + X3 / 4							
X1			3.260	X	0.785	=	2.561
X2			0.573	X	1.109	=	0.635
X3	0.5	X	2.827	X	1.109	=	1.566
TOTAL							4.754
TOTAL (B)						=	1.189

TOTAL F.A.R. AREA OF TYPE -C UNIT = TOTAL (A) + TOTAL (B)
= 83.936 + 1.189 = 85.125 SQMT

NON F.A.R AREA OF BALCONY (C)							
Y1			1.500	X	1.925	=	2.888
Y2			0.475	X	1.700	=	0.808
Y3			0.750	X	1.900	=	1.425
Y4	0.5	X	3.823	X	1.500	=	2.867
TOTAL AREA (C)						=	7.987

TOTAL COVERACE AT TYPICAL FL. OF UNIT - C = TOTAL (A) + TOTAL (B) X 4 + TOTAL (C)
= 83.936 + 1.189 X 4 + 7.987 = 96.679 SQMT

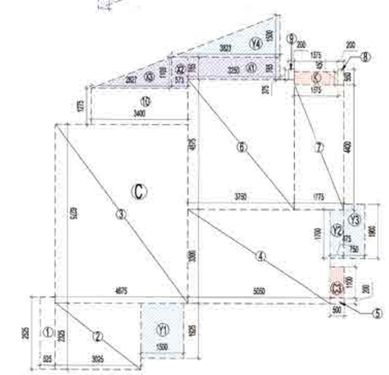

AREA DIAGRAM FOR TYPE - C UNIT

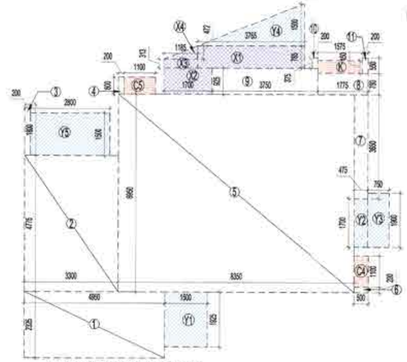

AREA DIAGRAM FOR TYPE - D UNIT

F.A.R. COVERED AREA CALCULATION FOR TYPE -D UNIT

S.NO.			PARTICULARS				AREA (SQ.M)
COVERED AREA OF UNIT							
1			4.550	X	2.325	=	11.500
2			3.300	X	4.775	=	15.758
3			0.200	X	1.800	=	0.360
4			0.200	X	0.600	=	0.120
5			8.300	X	6.950	=	58.085
6			0.500	X	0.200	=	0.100
7			0.475	X	3.650	=	1.734
8			1.775	X	0.750	=	1.331
9			3.750	X	0.925	=	3.469
10			0.200	X	0.375	=	0.075
11			0.200	X	0.550	=	0.110
TOTAL AREA (A)							92.598

F.A.R AREA OF BALCONY (D) = X1+ X2 + X3 + X4 / 4							
X1			3.765	X	0.785	=	2.956
X2			1.700	X	0.925	=	1.573
X3			1.185	X	0.313	=	0.371
X4	0.5	X	1.185	X	0.472	=	0.280
TOTAL							5.179
TOTAL (B)						=	1.295

TOTAL F.A.R. AREA OF TYPE -D UNIT = TOTAL (A) + TOTAL (B)
= 92.598 + 1.295 = 93.893 SQMT

NON F.A.R AREA OF BALCONY (D)							
Y1			1.500	X	1.925	=	2.888
Y2			0.475	X	1.700	=	0.808
Y3			0.750	X	1.900	=	1.425
Y4	0.5	X	3.765	X	1.500	=	2.824
Y5			2.800	X	1.500	=	4.200
TOTAL AREA (C)						=	12.144

TOTAL COVERACE AT TYPICAL FL. OF UNIT - D = TOTAL (A) + TOTAL (B) X 4 + TOTAL (C)
= 92.598 + 1.295 X 4 + 12.144 = 109.922 SQMT

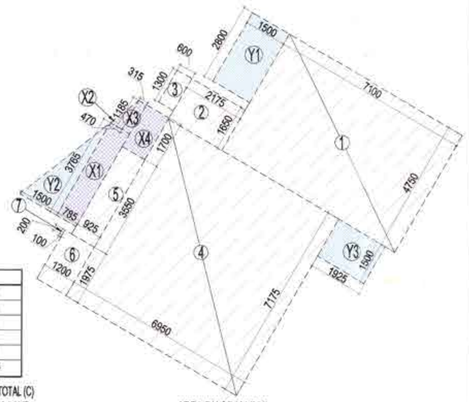

AREA DIAGRAM FOR FIRST FLOOR CLUB

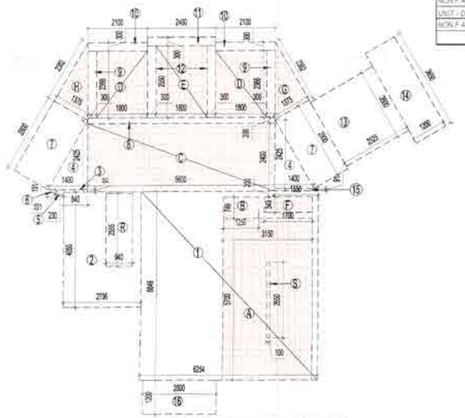

AREA DIAGRAM FOR FIRST FLOOR CIRCULATION AREA

FIRST FLOOR NON F.A.R AREA OF BALCONY							
UNIT - A			12.144	X	2	=	24.288
NON F.A.R BALCONY A			3.884	X	2	=	7.768
UNIT - C			7.987	X	2	=	15.974
NON F.A.R BALCONY C			3.565	X	2	=	7.130
UNIT - D			12.144	X	1	=	12.144
NON F.A.R BALCONY D			3.884	X	1	=	3.884
TOTAL AREA						=	71.188

TOTAL F.A.R. AREA AT FIRST FLOOR (TOWER - 1 &2)

S.NO.		PARTICULARS				AREA(SQ.M)
FAR AREA OF UNIT - A	=	91.433	X	2	=	182.866
FAR AREA OF UNIT - C	=	85.125	X	2	=	170.250
FAR AREA OF UNIT - D	=	93.893	X	1	=	93.893
FAR AREA OF CIRCULATION					=	62.154
TOTAL F.A.R AREA					=	509.163
15% ADDITIONAL F.A.R. CLUB AREA					=	94.954
TOTAL FIRST FLOOR COVERED AREA					=	604.117

F.A.R. COVERED AREA CALCULATION FOR CIRCULATION

S.NO.			PARTICULARS				AREA(SQ.M)
1			8.254	X	6.649	=	41.583
2			2.736	X	4.055	=	11.094
3			0.845	X	3.291	=	3.076
4	0.5	2	1.400	X	2.425	=	3.395
5			6.230	X	0.191	=	1.190
6	0.5	X	0.331	X	0.191	=	0.032
7	2	X	1.375	X	2.500	=	7.700
8			6.600	X	0.200	=	1.320
9	2	X	0.300	X	2.375	=	1.425
10	2	X	2.100	X	0.300	=	1.260
11			2.400	X	0.300	=	0.720
12	2	X	6.300	X	2.550	=	16.065
13			2.625	X	2.500	=	6.563
14			1.200	X	3.690	=	4.428
15			1.550	X	0.091	=	0.141
16			2.600	X	1.200	=	3.120
TOTAL							84.380
Subtraction							
A			3.150	X	5.700	=	17.955
B			1.250	X	0.749	=	0.936
F			1.700	X	0.549	=	0.933
R			0.940	X	2.555	=	2.402
TOTAL							22.226
TOTAL AREA						=	62.154

AREA CALCULATION TOWARDS 15% ADDITIONAL F.A.R

S.NO.			PARTICULARS				AREA (SQ.M)
FIRE STAIRECASE AREA							
A			3.150	X	3.700	=	17.955
B			1.250	X	0.749	=	0.936
LIFT LOBBY							
C			8.600	X	2.425	=	15.848
LIFT WELL							
D	2	X	1.800	X	2.188	=	8.618
E			1.800	X	2.550	=	4.590
F.H.C SHAFT							
			1.700	X	0.549	=	0.933
ELECTRICAL SHAFT							
G	0.5	X	1.375	X	2.562	=	1.761
PLUMBING SHAFT							
H	0.5	X	1.375	X	2.562	=	1.761
I	2	X	1.375	X	0.450	=	0.619
K	1	X	1.375	X	0.450	=	0.619
CUPBOARDS							
C1	2	X	0.500	X	1.100	=	1.100
C2	2	X	1.100	X	0.800	=	1.760
C3	2	X	0.550	X	1.100	=	1.100
C4			0.800	X	1.100	=	0.880
C5			1.100	X	0.600	=	0.660
TOTAL							61.470
Subtraction							
B			0.100	X	2.550	=	0.255
TOTAL							0.255
TOTAL AREA						=	61.205

AREA CALCULATION TOWARDS 15% ADDITIONAL F.A.R CLUB AREA							
			4.750	X	7.100	=	33.725
2			1.850	X	2.175	=	3.880
3			1.200	X	3.400	=	4.080
4			7.175	X	6.850	=	49.166
5			3.550	X	0.925	=	3.284
6			1.975	X	1.200	=	2.370
7			2.200	X	0.100	=	0.022
TOTAL AREA						=	93.634

15% F.A.R AREA OF BALCONY = X1+ X2 + X3 + X4 / 4							
X1			3.765	X	0.785	=	2.956
X2	0.5	X	1.185	X	0.472	=	0.279
X3			1.185	X	0.313	=	0.371
X4			1.700	X	0.925	=	1.573
TOTAL							5.282
TOTAL (B)						=	1.320

TOTAL 15 % ADDITIONAL F.A.R AREA FOR CLU B = TOTAL (A) + TOTAL (B) = 93.634 + 1.320 = 94.954 SQMT

NON F.A.R AREA OF BALCONY							
Y1			2.800	X	1.500	=	4.200
Y2	0.5	X	3.765	X	1.500	=	2.824
Y3			1.500	X	1.925	=	2.888
TOTAL AREA (C)						=	9.911

TOTAL COVERACE FOR CLUB = TOTAL (A) + TOTAL (B) X 4 + TOTAL (C) = 93.634 + 1.320 X 4 + 9.911 = 108.825 SQMT

NORTH POINT

NO. OF PRINTS	DATE	ISSUED TO	REMARKS

Greater Noida Industrial Dev. Authority
APPROVED
Vide Letter No. 2343/GM/NA/2670 Dated 30/06/05
Valid up to Dated: 29/6/08
DGM (Plng & Arch) — Gen. Manager (Plng & Arch)
Asstt. Arch. — S.M. (Plng)

OWNER SIGN — For Starcity Real Estates Pvt. Ltd. — Director/Auth. Signatory

ARCHITECT SIGN

OWNER
M/S STARCITY REAL ESTATES PVT. LTD

SUBMISSION DRAWING

KEYPLAN

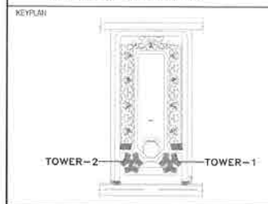

PROJECT

PROPOSED GROUP HOUSING FOR STARCITY REAL ESTATES PVT. LTD. AT PLOT NO: - GH-14A ,SECTOR- 01 GREATER NOIDA,(U.P.)

DATE	PROJECT INCH.	CHECKED BY
04-02-15	BALRAJ SINGH	BALRAJ SINGH
SCALE	DEALT BY	APPROVED BY
1:100	ABDHESH JHA	VISHAL SHARMA

DRAWING TITLE

FIRST FLOOR PLAN

TOWER-1&2

ARCHITECTS

Confluence

S-29, GK-2 N.D-48,INDIA — Ph: +91-11-29219006 Ph: +91-11-40564788 — cos@inconfluence.com www.inconfluence.com — Member of IGBC ISO : 9001 : 2000

architecture urban design hospitality interiors

DRAWING NO. S-013

REVISION

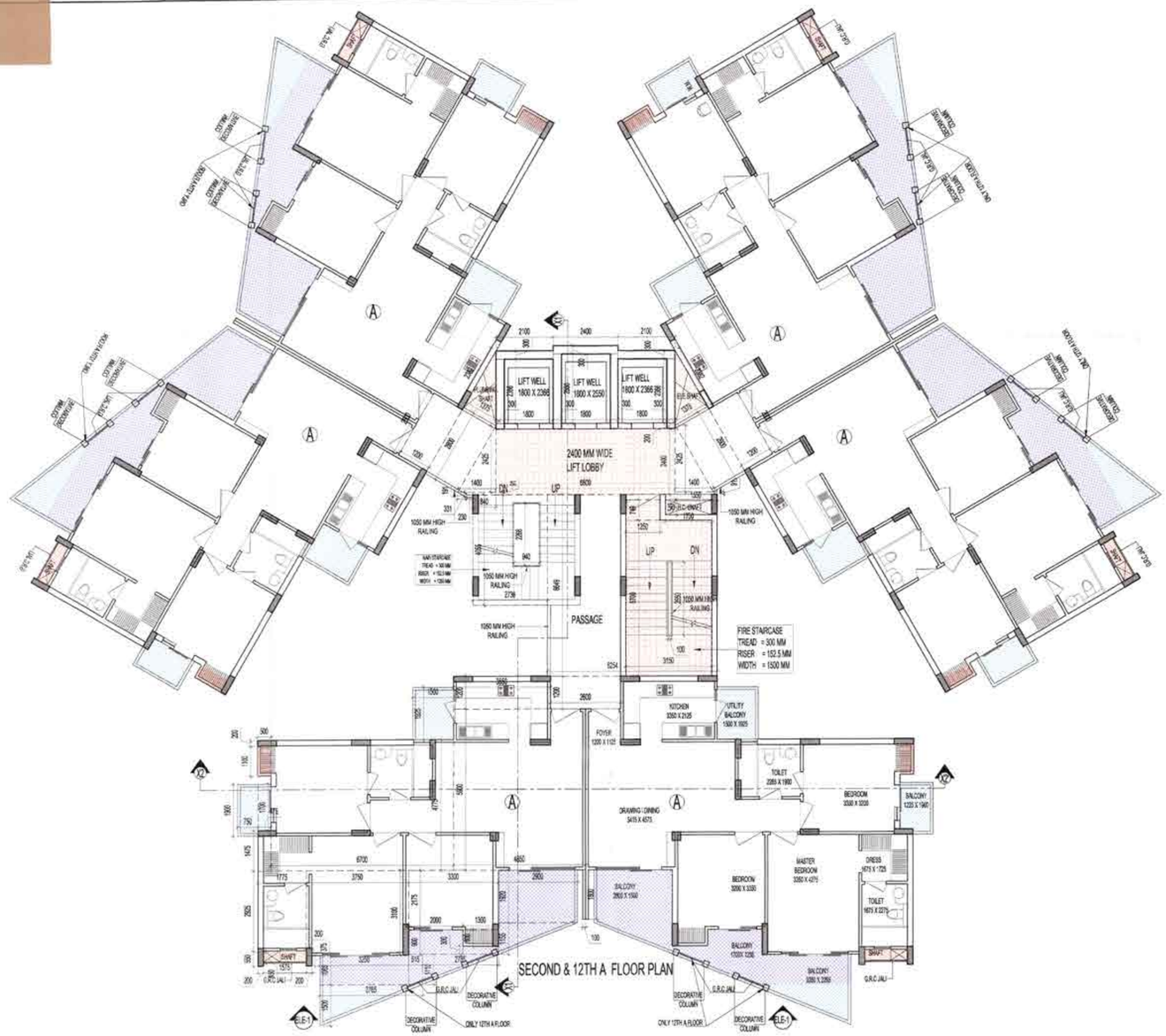

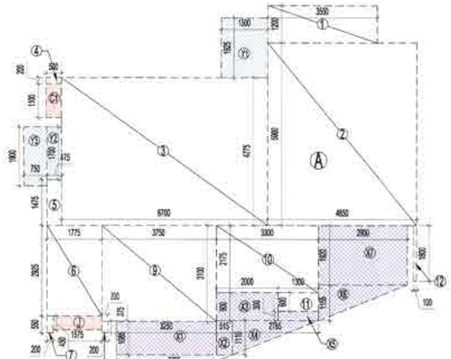

AREA DIAGRAM FOR TYPE- A UNIT

F.A.R. COVERED AREA CALCULATION FOR TYPE -A UNIT							
S.NO.	PARTICULARS						AREA (S.Q.M)
COVERED AREA OF UNIT							
1			3.550	X	1.200	=	4.260
2			4.850	X	5.900	=	28.615
3			6.700	X	4.775	=	31.993
4			0.500	X	0.200	=	0.100
5			0.475	X	1.475	=	0.701
6			1.775	X	2.925	=	5.192
7			0.200	X	0.500	=	0.100
8			0.200	X	0.375	=	0.075
9			3.750	X	3.100	=	11.625
10			3.300	X	2.175	=	7.178
11			1.300	X	0.600	=	0.780
12			0.100	X	1.800	=	0.180
TOTAL AREA						=	90.798

F.A.R AREA OF BALCONY (A) = X1+ X2 + X3 + X4 + X5 + X6 + X7 / 4							
X1			3.250	X	1.085	=	3.526
X2			0.515	X	1.110	=	0.572
X3			2.000	X	0.900	=	1.800
X4	0.5	X	2.785	X	1.110	=	1.546
X5			1.300	X	0.300	=	0.390
X6	0.5	X	2.900	X	1.155	=	1.675
X7			2.900	X	1.920	=	5.568
TOTAL						=	15.076
TOTAL (B)						=	3.769

TOTAL F.A.R. AREA OF TYPE -A UNIT = TOTAL (A) + TOTAL (B)
= 90.798 + 3.769
= 94.567 SQMT

NON F.A.R AREA OF BALCONY (A)							
Y1			1.500	X	1.925	=	2.888
Y2			0.475	X	1.700	=	0.808
Y3			0.750	X	1.900	=	1.425
Y4	0.5	X	3.765	X	1.500	=	2.824
TOTAL AREA (C)						=	7.944

TOTAL COVERACE AT TYPICAL FL. OF UNIT - A = TOTAL (A) + TOTAL (B) X 4 + TOTAL (C)
= 90.798 + 3.769 X 4 + 7.944
= 113.818 SQMT

AREA LEGEND:-

- F.A.R AREA
- COUNTED IN 15 % F.A.R AREA
- NON F.A.R AREA
- AREA COUNTED IN 1/4 F.A.R

TOTAL F.A.R. AREA AT 2ND & 12 TH A FLOOR (TOWER - 1 &2)						
S.NO.	PARTICULARS					AREA(SQ.M)
FAR AREA OF UNIT - A		94.567	X	6	=	567.402
FAR AREA OF CIROULATION					=	57.718
TOTAL F.A.R AREA					=	625.120

2ND & 12TH A NON F.A.R AREA OF BALCONY						
UNIT - A		7.944	X	6	=	47.664
NON F.A.R BALCONY		11.307	X	6	=	67.842
TOTAL AREA					=	115.506

TOWER - 1 & 2					
	GROUND COVERAGE	TOTAL	15 % AREA	NON F.A.R AREA	HEIGHT FL. LVL (MM)
GROUND FLOOR	799.961	131.766	55.416	16.313	(+) 1200
1st FLOOR		509.163	61.205	71.188	(+) 5150
2nd FLOOR		525.120	46.227	115.506	(+) 9350
3rd FLOOR		606.316	51.825	96.168	(+) 12400
4th FLOOR		606.316	51.825	96.168	(+) 15450
5th FLOOR		606.316	51.825	96.168	(+) 18500
6th FLOOR		606.316	51.825	96.168	(+) 21550
7th FLOOR		606.316	51.825	96.168	(+) 24600
8th FLOOR		606.316	51.825	96.168	(+) 27650
9th FLOOR		606.316	51.825	96.168	(+) 30700
10th FLOOR		606.316	51.825	96.168	(+) 33750
11th FLOOR		606.316	51.825	96.168	(+) 36800
12th FLOOR		606.316	51.825	96.168	(+) 39850
12th A FLOOR		525.120	46.227	115.506	(+) 42900
14th FLOOR		606.316	51.825	96.168	(+) 45950
15th FLOOR		466.858	46.203	17.325	(+) 49000
TERRACE			81.570		(+) 52050
MUMTY					(+) 55100
O.H TANK & MACHINE ROOM			81.570		(+) 58200
TOTAL	799.961	8967.503	988.493	1393.686	

F.A.R. COVERED AREA CALCULATION FOR CIRCULATION							
S.NO.	PARTICULARS						AREA(SQ.M)
1			2.600	X	1.200	=	3.120
2			8.284	X	5.049	=	41.583
3			2.738	X	4.055	=	11.094
4			0.840	X	0.091	=	0.076
5	0.5	2	1.400	X	2.425	=	3.395
6			0.230	X	0.191	=	0.044
7	0.5	X	0.331	X	0.191	=	0.032
8	2	X	1.375	X	2.800	=	7.700
9	2	X	1.200	X	2.800	=	6.240
10			6.600	X	0.200	=	1.320
11	2	X	0.300	X	2.366	=	1.420
12	2	X	2.100	X	0.300	=	1.260
13			2.400	X	0.300	=	0.720
14	2	X	0.300	X	2.550	=	1.530
15			1.550	X	0.091	=	0.141
TOTAL							79.675
Subtraction							
A			3.150	X	5.700	=	17.955
B			1.250	X	0.749	=	0.936
F			1.700	X	0.549	=	0.933
R			0.940	X	2.268	=	2.132
TOTAL							21.956
TOTAL AREA						=	57.718

AREA CALCULATION TOWARDS 15% ADDITIONAL F.A.R							
S.NO.	PARTICULARS						AREA (SQ.M)
FIRE STAIRECASE AREA							
A			3.150	X	5.700	=	17.955
B			1.250	X	0.749	=	0.936
LIFT LOBBY							
C			8.600	X	2.400	=	15.840
F.H.C SHAFT							
F			1.700	X	0.549	=	0.933
ELECTRICAL SHAFT							
G	0.5	X	1.375	X	2.362	=	1.638
PLUMBING SHAFT							
H	0.5	X	1.375	X	2.362	=	1.638
J	6	X	1.575	X	0.450	=	4.253
CUPBOARDS							
C1	6	X	0.500	X	1.100	=	3.300
TOTAL							46.492
Subtraction							
S			0.100	X	2.650	=	0.265
TOTAL							0.265
TOTAL AREA						=	46.227

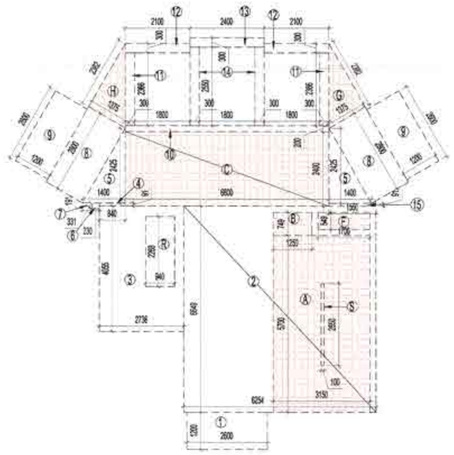

AREA DIAGRAM FOR TYPICAL FLOOR CIRCULATION AREA

NORTH POINT

NO. OF PRINTS	DATE	ISSUED TO	REMARKS

Greater Noida Industrial Dev Authority
APPROVED
Plan Letter No. 3473/64/PA/3696 Dated 30/06/2015
Valid up to Dated
Nagar Nigam
D.G.M. (Plng. & Arch.)
Gram Panchayat (Plng. & Arch.)
Asstt. Arch.

OWNER SIGN

For Starcity Real Estates Pvt. Ltd.
Director/Auth. Signatory

ARCHITECT SIGN

OWNER
M/S STARCITY REAL ESTATES PVT. LTD

SUBMISSION DRAWING

KEYPLAN

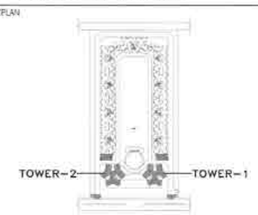

PROJECT

PROPOSED GROUP HOUSING FOR STARCITY REAL ESTATES PVT. LTD. AT PLOT NO:- GH-14A ,SECTOR- 01 GREATER NOIDA,(U.P.)

DATE	PROJECT INCH.	CHECKED BY
04-02-15	BALRAJ SINGH	BALRAJ SINGH
SCALE	DEALT BY	APPROVED BY
1:100	ABDHESH JHA	VISHAL SHARMA

DRAWING TITLE

2ND&12TH A FLOOR PLAN

TOWER-1&2

ARCHITECTS

Confluence

S- 29, OK-2 N.D-48,INDIA architecture | Ph- +91-11-29219006 Ph- +91-11-40664768 urban design | cca@iconfluence.com www.iconfluence.com hospitality | Member of IGBC ISO - 9001 : 2000 interiors

DRAWING NO.	REVISION
S-014	

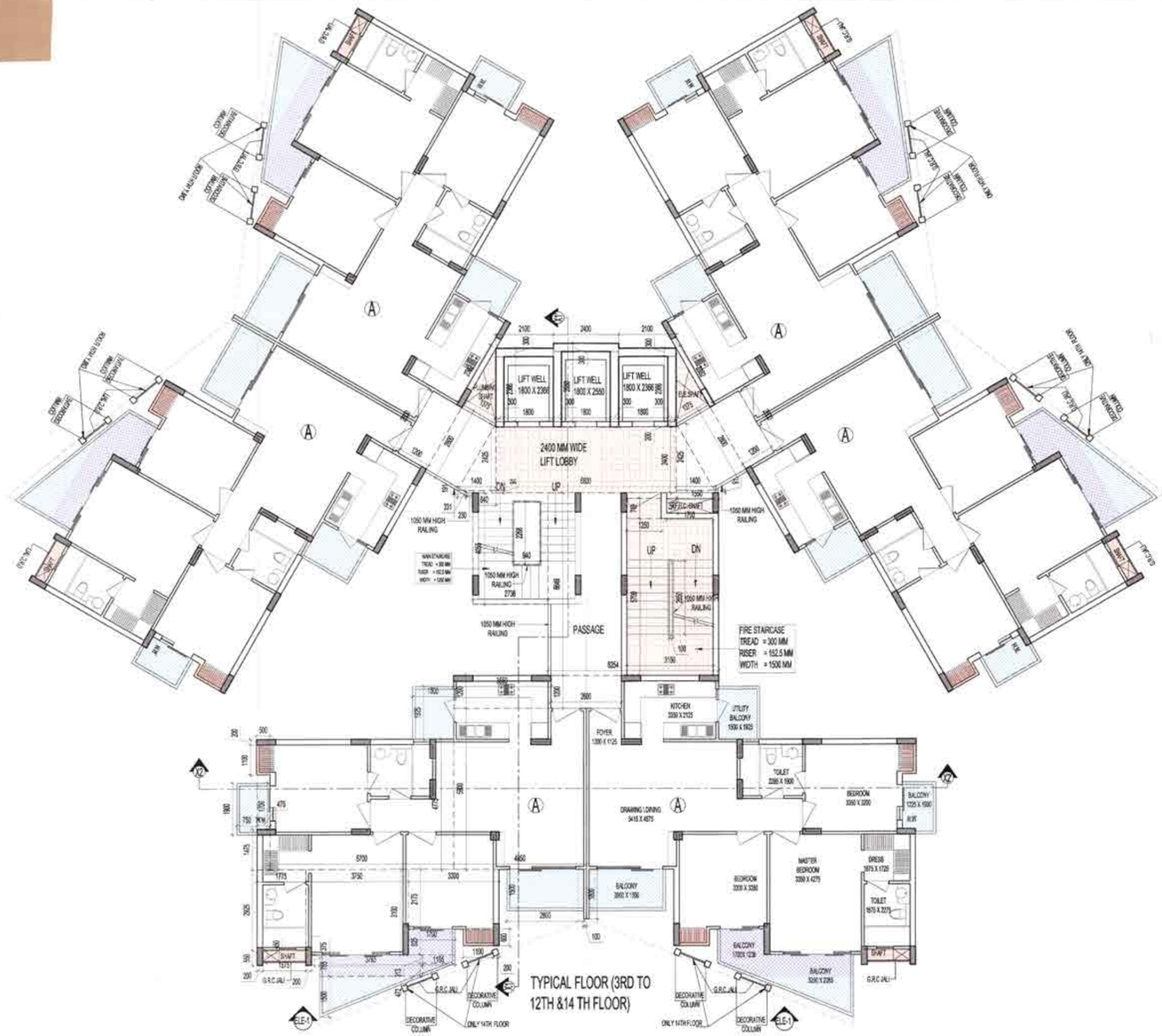

TYPICAL FLOOR (3RD TO 12TH &14 TH FLOOR)

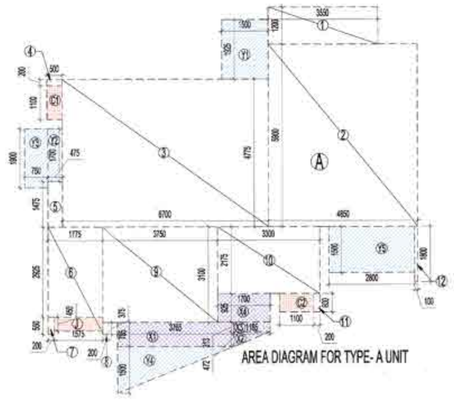

AREA DIAGRAM FOR TYPE- A UNIT

F.A.R. COVERED AREA CALCULATION FOR TYPE -A UNIT							
S.NO.			PARTICULARS				AREA (SQ.M)
COVERED AREA OF UNIT							
1			3.650	X	1.200	=	4.260
2			4.850	X	5.900	=	28.615
3			6.700	X	4.775	=	31.993
4			0.500	X	0.200	=	0.100
5			0.475	X	1.475	=	0.701
6			1.775	X	2.925	=	5.192
7			0.200	X	0.500	=	0.100
8			0.200	X	0.375	=	0.075
9			3.750	X	3.100	=	11.625
10			3.300	X	2.175	=	7.178
11			0.200	X	0.600	=	0.120
12			0.100	X	1.800	=	0.180
TOTAL AREA						=	90.138

F.A.R AREA OF BALCONY A) = X1+ X2 + X3 + X4 / 4							
X1			3.765	X	0.785	=	2.956
X2	0.5	X	1.185	X	0.472	=	0.280
X3			1.185	X	0.313	=	0.371
X4			1.700	X	0.925	=	1.573
TOTAL							5.179
TOTAL (B)						=	1.295

TOTAL F.A.R. AREA OF TYPE -A UNIT = TOTAL (A) + TOTAL (B)
= 90.138 + 1.295
= 91.433 SQMT

NON F.A.R AREA OF BALCONY (A)							
Y1			1.500	X	1.925	=	2.888
Y2			0.475	X	1.700	=	0.808
Y3			0.750	X	1.900	=	1.425
Y4	0.5	X	3.765	X	1.500	=	2.824
Y5			2.800	X	1.500	=	4.200
TOTAL AREA (B)						=	12.144

TOTAL COVERACE AT TYPICAL FL. OF UNIT - A = TOTAL (A) + TOTAL (B) X 4 + TOTAL (C)
= 90.138 + 1.295 X 4 + 12.144
= 107.462 SQMT

AREA LEGEND:-

- F.A.R AREA
- COUNTED IN 15 % F.A.R AREA
- NON F.A.R AREA
- AREA COUNTED IN 1/4 F.A.R

TOTAL F.A.R. AREA AT 3RD TO 12 TH &14TH FLOOR (TOWER - 1 &2)						
S.NO.		PARTICULARS				AREA(SQ.M)
F.A.R AREA OF UNIT- A	=	91.433	X	6	=	548.598
F.A.R AREA OF CIRCULATION					=	57.718
TOTAL F.A.R AREA					=	606.316

TYPICAL FLOOR (3RD TO 12TH & 14TH) NON F.A.R AREA OF BALCONY						
UNIT - A		12.144	X	6	=	72.864
NON F.A.R BALCONY		3.884	X	6	=	23.304
TOTAL AREA					=	96.168

TOWER - 1 & 2					
	GROUND COVERAGE	TOTAL	15 % AREA	NON F.A.R AREA	HEIGHT FL. LVL (MM)
GROUND FLOOR	799.961	131.766	55.416	16.313	(+) 1200
1st FLOOR		509.163	81.205	71.188	(+) 5150
2nd FLOOR		625.120	46.227	115.506	(+) 9350
3rd FLOOR		606.316	51.825	96.168	(+) 12400
4th FLOOR		606.316	51.825	96.168	(+) 15450
5th FLOOR		606.316	51.825	96.168	(+) 18500
6th FLOOR		606.316	51.825	96.168	(+) 21550
7th FLOOR		606.316	51.825	96.168	(+) 24600
8th FLOOR		606.316	51.825	96.168	(+) 27650
9th FLOOR		606.316	51.825	96.168	(+) 30700
10th FLOOR		606.316	51.825	96.168	(+) 33750
11th FLOOR		606.316	51.825	96.168	(+) 36800
12th FLOOR		606.316	51.825	96.168	(+) 39850
12th A FLOOR		625.120	46.227	115.506	(+) 42900
14th FLOOR		606.316	51.825	96.168	(+) 45950
15th FLOOR		406.858	40.203	17.325	(+) 49000
TERRACE			81.570		(+) 52050
MUMTY					(+) 55100
O.H TANK & MACHINE ROOM			81.570		(+) 58200
TOTAL	799.961	8967.503	988.493	1393.686	

F.A.R. COVERED AREA CALCULATION FOR CIRCULATION							
S.NO.			PARTICULARS				AREA(SQ.M)
1			2.600	X	1.200	=	3.120
2			6.254	X	6.649	=	41.583
3			2.736	X	4.055	=	11.094
4			0.840	X	0.091	=	0.076
5	0.5	2	1.400	X	2.425	=	3.395
6			0.230	X	0.191	=	0.044
7	0.5	X	0.331	X	0.191	=	0.032
8	2	X	1.375	X	2.800	=	7.700
9	2	X	1.200	X	2.600	=	6.240
10			6.600	X	0.200	=	1.320
11	2	X	0.300	X	2.368	=	1.420
12	2	X	2.100	X	0.300	=	1.260
13			2.400	X	0.300	=	0.720
14	2	X	0.300	X	2.560	=	1.530
15			1.550	X	0.091	=	0.141
TOTAL							79.675
Subtraction							
A			3.150	X	5.700	=	17.955
B			1.250	X	0.749	=	0.936
F			1.700	X	0.549	=	0.933
R			0.940	X	2.268	=	2.132
TOTAL							21.956
TOTAL AREA						=	57.718

AREA CALCULATION TOWARDS 15% ADDITIONAL F.A.R							
S.NO.			PARTICULARS				AREA (SQ.M)
FIRE STAIRECASE AREA							
A			3.150	X	5.700	=	17.955
B			1.250	X	0.749	=	0.936
LIFT LOBBY							
C			6.600	X	2.400	=	15.840
F.H.C SHAFT							
F			1.700	X	0.549	=	0.933
ELECTRICAL SHAFT							
G	0.5	X	1.375	X	2.382	=	3.275
PLUMBING SHAFT							
H	0.5	X	1.375	X	2.382	=	1.636
J	6	X	1.575	X	0.450	=	4.253
CUPBOARDS							
C1	6	X	0.500	X	1.100	=	3.300
C2	6	X	1.100	X	0.600	=	3.960
TOTAL							52.090
Subtraction							
S			0.100	X	2.650	=	0.265
TOTAL							0.265
TOTAL AREA						=	51.825

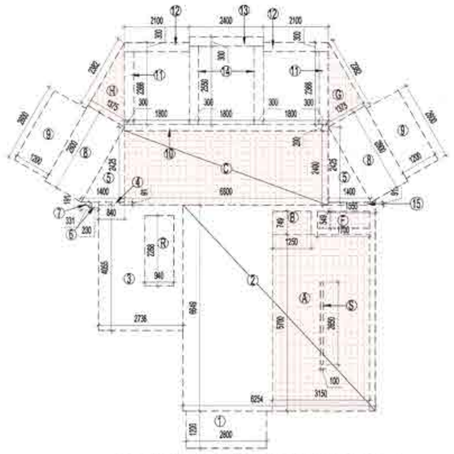

AREA DIAGRAM FOR TYPICAL FLOOR CIRCULATION AREA

NORTH POINT

NO. OF PRINTS	DATE	ISSUED TO	REMARKS

Greater Noida Industrial Dev. Authority
APPROVED
Vide Letter No. BP 347/SD/NA/13-3625 Dated 30/06/2015
Valid up to Dated
O.S.D.
(Plng. & Arch.)
Asstt. Arch.

OWNER SIGN

For Starcity Real Estates Pvt. Ltd.
Director/Auth. Signatory

ARCHITECT SIGN

OWNER
M/S STARCITY REAL ESTATES PVT. LTD

SUBMISSION DRAWING

KEYPLAN

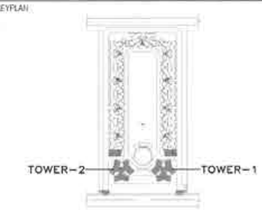

PROJECT

PROPOSED GROUP HOUSING FOR STARCITY REAL ESTATES PVT. LTD. AT PLOT NO: - GH-14A ,SECTOR- 01 GREATER NOIDA,(U.P.)

DATE	PROJECT INCH.	CHECKED BY
04-02-15	BALRAJ SINGH	BALRAJ SINGH
SCALE	DEALT BY	APPROVED BY
1:100	ABDHESH JHA	VISHAL SHARMA

DRAWING TITLE

3RD TO 12TH&14TH FLOOR PLAN

TOWER-1&2

ARCHITECTS

Confluence

S-26, DK-2 N.D-48,INDIA architecture | Ph- +91-11-29215006 urban design | ccs@inconfluence.com www.inconfluence.com hospitality | Member of : IGBC ISO - 9001 : 2000 interiors

DRAWING NO.	REVISION
S-015	

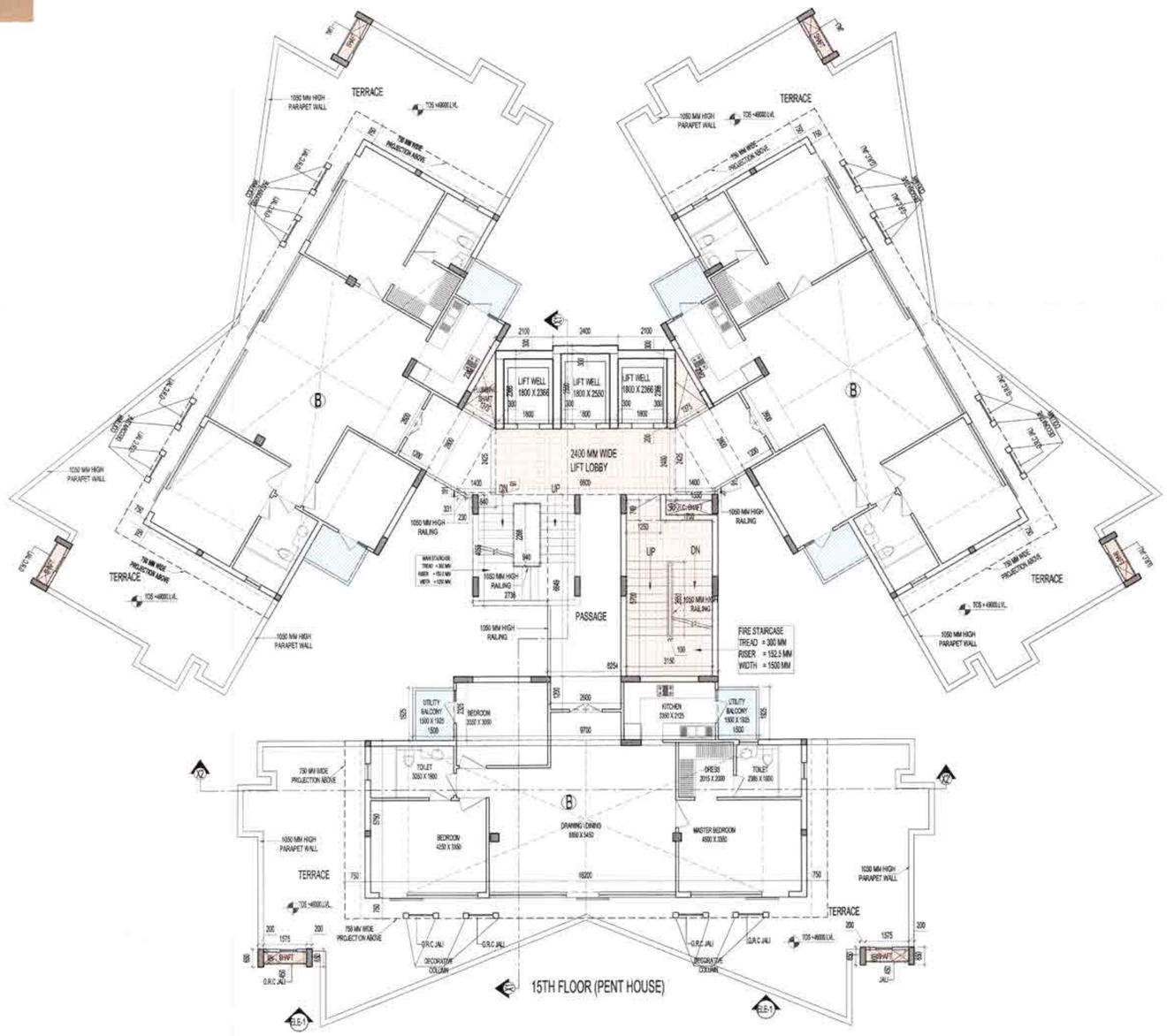

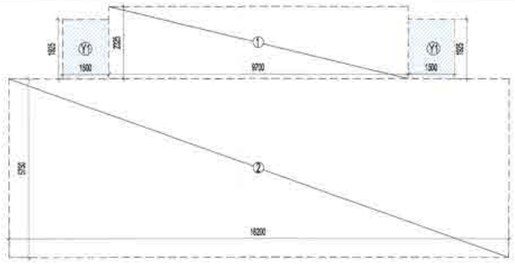

AREA DIAGRAM FOR TYPE- B UNIT

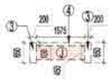

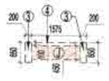

F.A.R. COVERED AREA CALCULATION FOR TYPE -B UNIT							
S.NO.	PARTICULARS						AREA (SQ.M)
COVERED AREA OF UNIT							
1			9.700	X	2.325	=	22.563
2			18.200	X	5.750	=	93.150
3	4	X	0.200	X	0.650	=	0.520
4			1.575	X	0.100	=	0.158
TOTAL AREA						=	116.380

TOTAL F.A.R. AREA OF TYPE -B UNIT = 116.380 SQMT

NON F.A.R AREA OF BALCONY (B)							
Y1	3	X	1.500	X	1.925	=	8.775
TOTAL AREA (B)						=	5.775

TOTAL COVERACE AT TYPICAL FL. OF UNIT - B = TOTAL (A) + TOTAL (B)
= 116.380 + 5.775
= 122.155 SQMT

AREA LEGEND:-

- F.A.R AREA
- COUNTED IN 15% F.A.R AREA
- NON F.A.R AREA

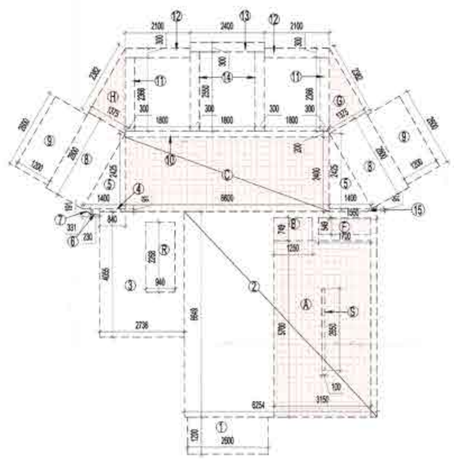

AREA DIAGRAM FOR TYPICAL FLOOR CIRCULATION AREA

TOTAL F.A.R. AREA AT 15 TH FLOOR (TOWER - 1 &2)						
S.NO.	PARTICULARS					AREA(SQ.M)
FAR AREA OF UNIT - B	=	116.380	X	3	=	349.140
FAR AREA OF CIRCULATION					=	57.718
TOTAL F.A.R AREA					=	406.858

15th FLOOR NON F.A.R AREA OF BALCONY							
UNIT - B			5.775	X	3	=	17.325
TOTAL AREA						=	17.325

TOWER - 1 & 2					
	GROUND COVERAGE	TOTAL	15 % AREA	NON F.A.R AREA	HEIGHT FL. LVL (MM)
GROUND FLOOR	799.961	131.766	55.416	16.313	(+) 1200
1st FLOOR		509.163	61.265	71.188	(+) 5150
2nd FLOOR		625.120	46.227	115.506	(+) 9350
3rd FLOOR		608.316	51.825	96.168	(+) 12400
4th FLOOR		608.316	51.825	96.168	(+) 15450
5th FLOOR		608.316	51.825	96.168	(+) 18500
6th FLOOR		608.316	51.825	96.168	(+) 21550
7th FLOOR		608.316	51.825	96.168	(+) 24600
8th FLOOR		608.316	51.825	96.168	(+) 27650
9th FLOOR		608.316	51.825	96.168	(+) 30700
10th FLOOR		608.316	51.825	96.168	(+) 33750
11th FLOOR		608.316	51.825	96.168	(+) 36800
12th FLOOR		608.316	51.825	96.168	(+) 39850
12th A FLOOR		625.120	46.227	115.506	(+) 42900
14th FLOOR		608.316	51.825	96.168	(+) 45950
15th FLOOR		406.858	48.203	17.325	(+) 49000
TERRACE			61.570		(+) 52050
MUMTY					(+) 55100
O.H TANK & MACHINE ROOM			61.570		(+) 58200
TOTAL	799.961	8967.503	988.493	1393.686	

F.A.R. COVERED AREA CALCULATION FOR CIRCULATION							
S.NO.	PARTICULARS						AREA(SQ.M)
1			2.600	X	1.200	=	3.120
2			6.254	X	6.649	=	41.583
3			2.736	X	4.055	=	11.094
4			0.840	X	0.091	=	0.076
5	0.5	2	1.400	X	2.426	=	3.396
6			0.230	X	0.191	=	0.044
7	0.5	X	0.331	X	0.191	=	0.032
8	2	X	1.375	X	2.800	=	7.700
9	2	X	1.200	X	2.600	=	6.240
10			6.600	X	0.200	=	1.320
11	2	X	0.300	X	2.366	=	1.420
12	2	X	2.100	X	0.300	=	1.260
13			2.400	X	0.300	=	0.720
14	2	X	0.300	X	2.550	=	1.530
15			1.550	X	0.091	=	0.141
TOTAL							79.675
Subtraction							
A			3.150	X	5.700	=	17.955
B			1.250	X	0.749	=	0.936
F			1.700	X	0.549	=	0.933
R			0.940	X	2.268	=	2.132
TOTAL							21.956
TOTAL AREA						=	57.718

AREA CALCULATION TOWARDS 15% ADDITIONAL F.A.R							
S.NO.	PARTICULARS						AREA (SQ.M)
FIRE STAIRECASE AREA							
A			3.150	X	5.700	=	17.955
B			1.250	X	0.749	=	0.936
LIFT LOBBY							
C			6.600	X	2.400	=	15.840
F.H.C SHAFT							
F			1.700	X	0.549	=	0.933
ELECTRICAL SHAFT							
G	0.5	X	1.375	X	2.382	=	3.276
PLUMBING SHAFT							
H	0.5	X	1.375	X	2.382	=	3.276
J	8	X	1.875	X	0.450	=	4.253
TOTAL							46.468
Subtraction							
S			0.100	X	2.650	=	0.265
TOTAL							0.265
TOTAL AREA						=	46.203

NORTH POINT

NO. OF PRINTS	DATE	ISSUED TO	REMARKS

Greater Noida Indu. Dev. Authority
APPROVED
Valid up to Dated 30/06/2015
D.G.M. (Plng. & Arch.) | Chief Manager (Plng. & Arch.)
Asstt. Arch. | S.M. (Plng.)

OWNER SIGN
For Starcity Real Estates Pvt. Ltd.
Director/Auth. Signatory

ARCHITECT SIGN

OWNER
M/S STARCITY REAL ESTATES PVT. LTD

SUBMISSION DRAWING

KEYPLAN

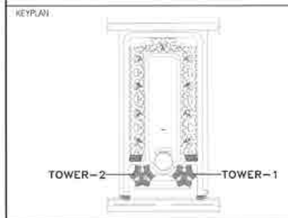

PROJECT

PROPOSED GROUP HOUSING FOR STARCITY REAL ESTATES PVT. LTD. AT PLOT NO: - GH-14A ,SECTOR- 01 GREATER NOIDA,(U.P.)

DATE	PROJECT INCH.	CHECKED BY
04-02-15	BALRAJ SINGH	BALRAJ SINGH
SCALE	DEALT BY	APPROVED BY
1:100	ABDHESH JHA	VISHAL SHARMA

DRAWING TITLE

15TH FLOOR PLAN (PENT HOUSE)

TOWER-1&2

ARCHITECTS

Confluence

S-28, GK-2 N.D-48,INDIA architecture | Ph- +91-11-29210506 Ph- +91-11-40564788 urban design | cca@inconfluence.com www.inconfluence.com hospitality | Member of IGBC ISO - 9001 : 2000 interiors

DRAWING NO. S-016

REVISION

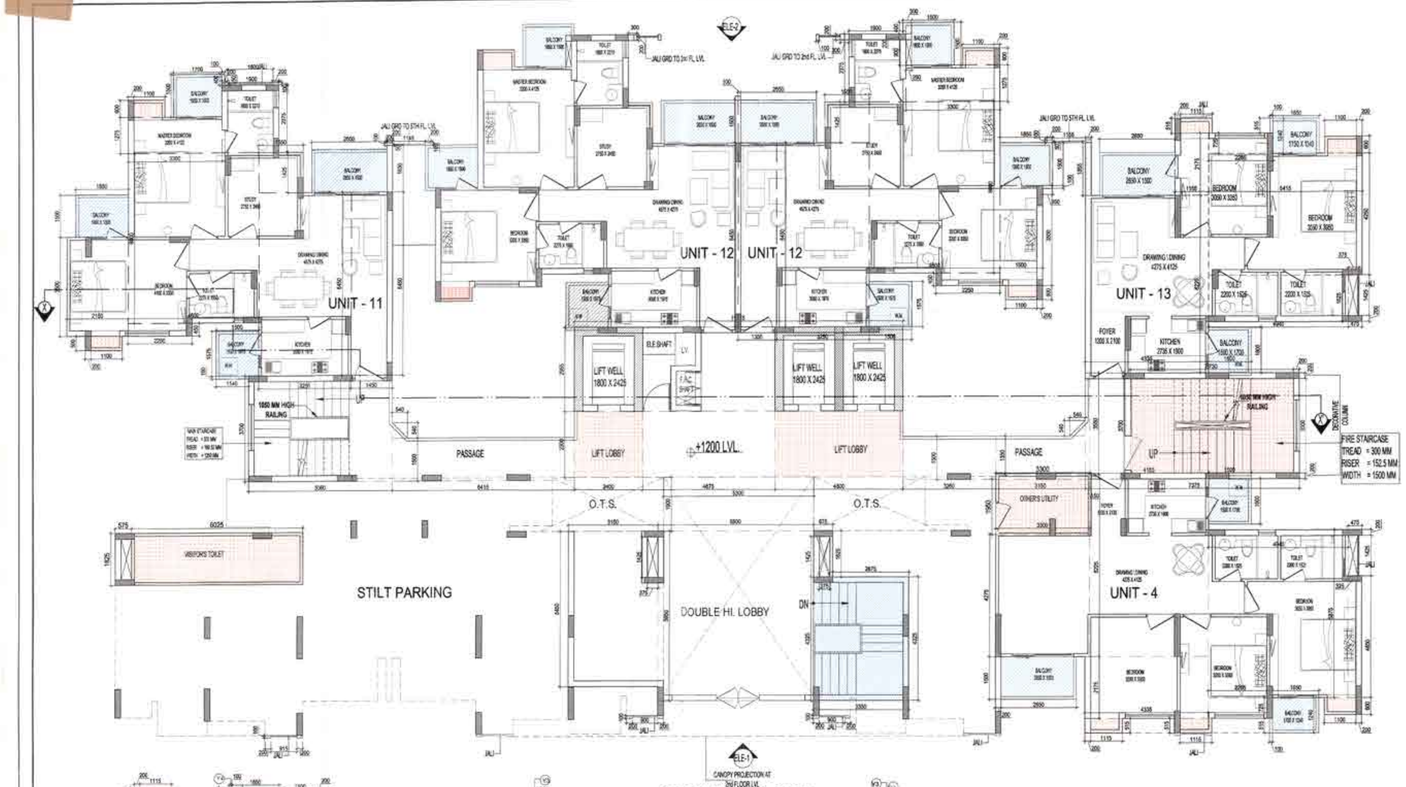

GROUND FLOOR

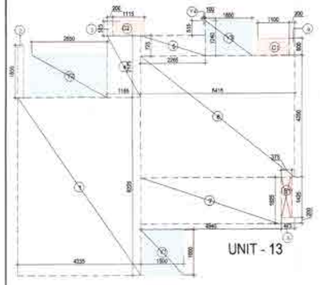

UNIT - 13

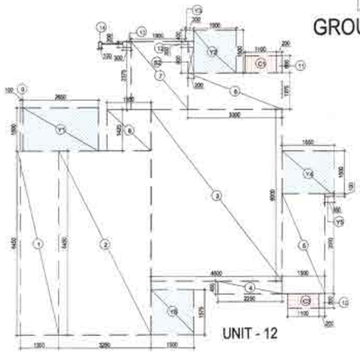

UNIT - 12

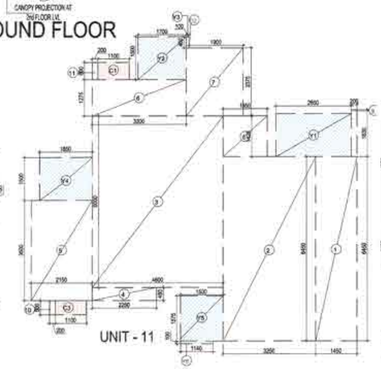

UNIT - 11

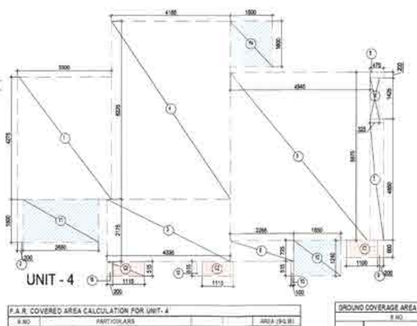

UNIT - 4

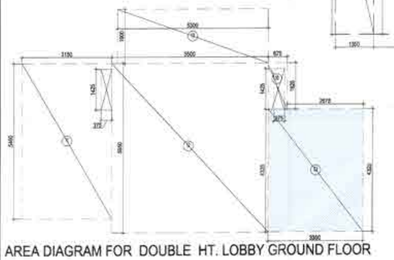

AREA DIAGRAM FOR DOUBLE HT. LOBBY GROUND FLOOR

VISITOR'S TOILET

OTHER'S UTILITY

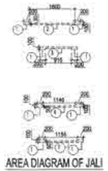

AREA DIAGRAM OF JALI

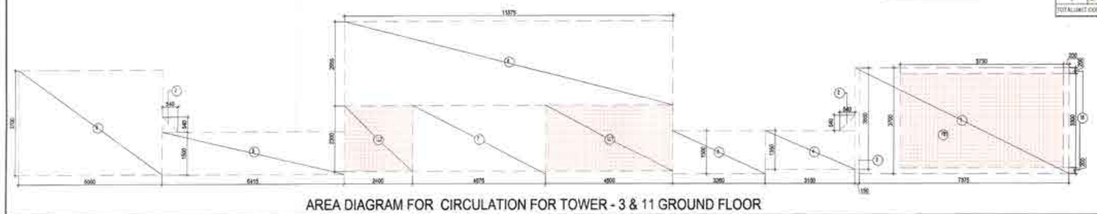

AREA DIAGRAM FOR CIRCULATION FOR TOWER - 3 & 11 GROUND FLOOR

TOTAL F.A.R. AREA AT GROUND FLOOR							
S.NO.		PARTICULARS					AREA(SQ.M)
FAR AREA OF UNIT-13	=	62.864	X	1.000	=		62.864
FAR AREA OF UNIT-12	=	75.101	X	2.000	=		150.203
FAR AREA OF UNIT-11	=	77.927	X	1.000	=		77.927
FAR AREA OF UNIT-4	=	83.740	X	1.000	=		83.740
FAR AREA OF CIRCULATION & ENTRANCE LOBBY		154.369	X	1.000	=		154.369
TOTAL F.A.R AREA					=		529.103

TOWER- 3 & 11 F.A.R. COVERED AREA CALCULATION FOR CIRCULATION AREA AT GROUND FLOOR

S.NO.	PARTICULARS							AREA (SQ.M)
1			1.200	X	1.750	=		2.100
2			3.340	X	1.750	=		5.845
3			3.750	X	1.750	=		6.563
4			2.750	X	1.750	=		4.813
5			3.000	X	1.750	=		5.250
6			11.175	X	1.750	=		19.556
7			4.875	X	1.750	=		8.531
8			6.475	X	1.750	=		11.331
9			5.350	X	1.750	=		9.363
10			3.475	X	1.750	=		6.081
11	EXCLUDING ENTRANCE LOBBY		8.150	X	1.750	=		14.263
12			3.850	X	1.750	=		6.738
13			5.350	X	1.750	=		9.363
14	LIFT OR STAIR TO FIRST OR UNIT 11		3.875	X	1.750	=		6.781
15			3.275	X	1.750	=		5.731
16	BEAMS & BEAM OFF COLUMN	0	0.300	X	0.150	=		0.045
F.A.R AREA CORRIDOR								173.278
SUBTRACTION								
A2			8.150	X	1.00	=		18.978
TOTAL F.A.R AREA CORRIDOR							=	154.369

AREA CALCULATION TOWARDS 10% ADDITIONAL F.A.R AT GROUND FLOOR

S.NO.	PARTICULARS							AREA (SQ.M)
FIRE & TWO RAMP AREA								
A3			5.700	X	3.330	=		18.978
TOTAL FIRE STAIRCASE AREA							=	18.978
LIFT LOBBY								
L1			3.330	X	4.500	=		15.000
L2			3.330	X	3.600	=		11.988
TOTAL LIFT LOBBY AREA							=	15.670
CORRIDORS								
C1	1	X	1.150	X	3.930	=		4.520
C2	1	X	1.115	X	2.315	=		2.582
C3	1	X	1.150	X	3.930	=		4.520
TOTAL CORRIDORS AREA							=	6.473
VISITOR'S TOILET								
V			3.330	X	7.100	=		23.643
							=	10.996
OTHER'S UTILITY								
U			3.330	X	1.100	=		3.663
							=	6.473
TOTAL 10% ADDITIONAL F.A.R AREA FOR GROUND FLOOR								50.882

TOWER -3 &11					
	GROUND COVERAGE	TOTAL	15 % AREA	NON F.A.R AREA	HEIGHT FL. LVL (MM)
GROUND FLOOR	812.534	526.103	38.882	87.186	(+) 1300
1st FLOOR		614.944	62.552	70.205	(+) 4250
2nd FLOOR		615.524	49.427	75.080	(+) 7300
3rd FLOOR		612.669	49.427	73.110	(+) 10350
4th FLOOR		612.669	49.427	73.110	(+) 13400
5th FLOOR		612.669	49.427	73.110	(+) 16450
6th FLOOR		612.669	49.427	73.110	(+) 19500
7th FLOOR		612.669	49.427	73.110	(+) 22550
8th FLOOR		612.669	49.427	73.110	(+) 25600
9th FLOOR		612.669	49.427	73.110	(+) 28650
10th FLOOR		612.669	49.427	73.110	(+) 31700
11th FLOOR		612.669	49.427	73.110	(+) 34750
12th FLOOR		612.669	49.427	73.110	(+) 37800
13th A FLOOR		637.017	49.567	85.099	(+) 40850
14th FLOOR		597.613	52.277	75.027	(+) 44500
15th FLOOR		597.613	52.277	75.027	(+) 47550
16th FLOOR		597.613	52.277	75.027	(+) 50600
17th FLOOR		597.613	52.277	75.027	(+) 53650
18th FLOOR		597.613	52.277	75.027	(+) 56700
19th FLOOR		597.613	52.277	75.027	(+) 59750
20th FLOOR		597.613	52.277	75.027	(+) 62800
21ST FLOOR		597.613	52.277	75.027	(+) 65850
22ND FLOOR		597.613	52.277	75.027	(+) 68900
23RD FLOOR		361.984	40.584	15.788	(+) 71950
TERRACE				8.960	(+) 75000
MUMTY		0.000	77.663		(+) 78050
MACHINE ROOM & O.H.TANK		0.000	77.663		(+) 81150
TOTAL	812.534	14152.833	1483.059	1775.654	

F.A.R. COVERED AREA CALCULATION FOR UNIT- 11

S.NO.	PARTICULARS							AREA (SQ.M)
COVERED AREA OF UNIT 11								
1			1.400	X	0.900	=		1.260
2			3.250	X	0.900	=		10.063
3			4.500	X	0.900	=		27.900
4			3.250	X	0.900	=		1.013
5			2.100	X	3.600	=		7.560
6			3.900	X	1.175	=		4.226
7			1.900	X	2.175	=		4.013
8			1.850	X	1.425	=		2.625
9			0.200	X	1.000	=		0.200
10			0.200	X	0.900	=		0.180
11			1.250	X	0.900	=		1.125
TOTAL (S1+S2+S3+S4+S5+S6+S7+S8+S9+S10+S11)							=	77.927
NON F.A.R AREA OF BALCONY (B)= (V1 + V2 + V3 + V4 + V5 + V6)								
V1			2.900	X	1.000	=		2.900
V2			1.350	X	1.000	=		1.350
V3			3.100	X	0.900	=		2.790
V4			1.350	X	1.000	=		1.350
V5			1.900	X	1.175	=		2.233
V6			1.140	X	0.100	=		0.114
TOTAL (B) (V1+V2+V3+V4+V5+V6)							=	11.517
COVERAGE AREA FOR UNIT 11 = F.A.R AREA + (B) NON F.A.R AREA OF BALCONY								
1	(A) F.A.R AREA						=	77.927
2	(B) NON FAR AREA BALCONY						=	11.817
TOTAL UNIT COVERAGE AREA								89.744

F.A.R. COVERED AREA CALCULATION FOR UNIT- 12

S.NO.	PARTICULARS							AREA (SQ.M)
COVERED AREA OF UNIT 12								
1			1.350	X	0.900	=		1.215
2			3.250	X	0.900	=		10.063
3			4.500	X	0.900	=		27.900
4			3.250	X	0.900	=		1.013
5			1.950	X	3.600	=		7.020
6			3.900	X	1.175	=		4.226
7			1.900	X	2.175	=		4.013
8			1.850	X	1.425	=		2.625
9			0.200	X	1.000	=		0.200
10			0.200	X	0.900	=		0.180
11			1.250	X	0.900	=		1.125
12			0.200	X	1.000	=		0.200
13			0.200	X	0.900	=		0.180
14			0.100	X	1.000	=		0.100
TOTAL F.A.R AREA - (A)							=	75.101
NON F.A.R AREA OF BALCONY (B)= (V1 + V2 + V3 + V4 + V5 + V6)								
V1			2.850	X	1.000	=		2.850
V2			1.850	X	1.000	=		1.850
V3			2.300	X	0.900	=		2.070
V4			1.850	X	1.000	=		1.850
V5			2.350	X	1.175	=		2.763
V6			1.800	X	1.175	=		2.363
TOTAL (B) (V1+V2+V3+V4+V5+V6)							=	11.516
COVERAGE AREA FOR UNIT 12 = F.A.R AREA + (B) NON F.A.R AREA OF BALCON								
1	(A) F.A.R AREA						=	75.101
2	(B) NON FAR AREA BALCONY						=	11.518
TOTAL UNIT COVERAGE AREA								86.619

F.A.R. COVERED AREA CALCULATION FOR UNIT- 13

S.NO.	PARTICULARS							AREA (SQ.M)
COVERED AREA OF UNIT 13								
1			4.500	X	0.900	=		18.585
2			2.100	X	0.900	=		3.971
3			0.550	X	0.900	=		1.199
4			0.150	X	0.175	=		0.877
5			0.250	X	0.125	=		1.842
6			5.450	X	4.250	=		23.214
7			4.450	X	1.625	=		7.545
8			0.550	X	0.550	=		0.184
9			0.300	X	0.500	=		0.150
TOTAL F.A.R AREA - (A)							=	62.864
NON F.A.R AREA OF BALCONY (B)= (V1 + V2 + V3 + V4)								
V1			1.800	X	1.000	=	0.400	
V2			2.850	X	1.000	=	2.850	
V3			1.050	X	1.000	=	2.049	
V4			0.100	X	0.875	=	0.088	
TOTAL (B) (V1+V2+V3+V4)							=	8.473
COVERAGE AREA FOR UNIT 13 = F.A.R AREA + (B) NON F.A.R AREA OF BALCONY								
1	(A) F.A.R AREA						=	62.864
2	(B) NON FAR AREA BALCONY						=	8.473
TOTAL UNIT COVERAGE AREA								71.336

F.A.R. COVERED AREA CALCULATION FOR UNIT- 4

S.NO.	PARTICULARS							AREA (SQ.M)
COVERED AREA OF UNIT 4								
1			3.300	X	4.275	=		14.108
2			2.200	X	1.800	=		3.960
3			4.200	X	2.175	=		9.135
4			4.150	X	6.225	=		25.838
5			5.940	X	6.275	=		37.253
6			2.285	X	3.725	=		8.511
7			5.475	X	4.800	=		26.280
8			2.475	X	2.350	=		5.816
9			2.200	X	2.800	=		6.160
10	2	X	0.350	X	3.675	=		2.573
11			3.225	X	1.425	=		4.595
TOTAL F.A.R AREA - (A)							=	83.740
NON F.A.R AREA OF BALCONY (B)= (V1 + V2 + V3)								
V1			2.850	X	1.000	=	2.850	
V2			1.950	X	1.200	=	2.340	
V3			2.100	X	0.875	=	1.838	
TOTAL (B) (V1+V2+V3)							=	8.473
COVERAGE AREA FOR UNIT 4 = F.A.R AREA + (B) NON F.A.R AREA OF BALCON								
1	(A) F.A.R AREA						=	83.740
2	(B) NON FAR AREA BALCONY						=	8.473
TOTAL UNIT COVERAGE AREA								92.213

GROUND COVERAGE AREA

S.NO.		PARTICULARS					AREA(SQ.M)
COVERED AREA OF UNIT-13 (Ga = A FLOOR)	=	71.227	X	1	=		71.227
COVERED AREA OF UNIT-12 (Ga = A FLOOR)	=	86.619	X	1	=		86.619
COVERED AREA OF UNIT-11 (Ga = A FLOOR)	=	73.554	X	1	=		73.554
COVERED AREA OF UNIT-4 (Ga = A FLOOR)	=	75.738	X	1	=		75.738
COVERED AREA OF UNIT-14 (Ga = A FLOOR)	=	91.157	X	1	=		91.157
COVERED AREA OF FIRE STAIRCASE (Ga = A FLOOR)	=	101.351	X	1	=		101.351
GROUND COVERAGE AREA AT TERRACE FLOOR	=	17.663	X	1	=		17.663
GROUND COVERAGE AREA AT 13 FLOOR	=	5.973	X	1	=		5.973
GROUND COVERAGE AREA AT SECOND FLOOR	=	18.970	X	1	=		18.970
OUTSIDE AREA	=	6.991	X	1	=		6.991
PLUMBING SHAFT	=	3.932	X	1	=		3.932
FAR AREA CIRCULATION WITH OUT SUBTRACTION (Ga = A FLOOR)	=	*(81.847)	X	1	=		*(81.847)
TOTAL					=		812.534

TOTAL STILT AREA (NON F.A.R)

S.NO.		PARTICULARS					AREA(SQ.M)
TOTAL GROUND COVERAGE AREA							812.534
Subtraction							
UNIT-13	=	62.864	X	1	=		62.864
UNIT-12	=	75.101	X	2	=		150.203
UNIT-11	=	77.927	X	1	=		77.927
UNIT-4	=	83.740	X	1	=		83.740
GROUND COVERAGE AREA AT TERRACE FLOOR	=	17.663	X	1	=		17.663
GROUND COVERAGE AREA AT 13 FLOOR	=	5.973	X	1	=		5.973
GROUND COVERAGE AREA AT SECOND FLOOR	=	18.970	X	1	=		18.970
CIRCULATION FAR AREA GROUND FLOOR	=	154.369	X	1	=		154.369
15% ADDITIONAL F.A.R FOR GROUND FLOOR	=	50.882	X	1	=		50.882
NON F.A.R AREA	=	87.186	X	1	=		87.186
TOTAL							812.534
TOTAL STILT AREA					=		113.984

GROUND FLOOR NON F.A.R AREA OF JALI							
1	20	X	0.200	X	0.100	=	0.400
2	1	X	1.800	X	0.050	=	0.080
3	5	X	0.918	X	0.050	=	0.229
4	2	X	0.900	X	0.050	=	0.090
5	1	X	1.145	X	0.050	=	0.057
6	1	X	1.155	X	0.050	=	0.058
TOTAL AREA						=	0.914

GROUND FLOOR NON F.A.R AREA							
UNIT - 13			8.473	X	1.000	=	8.473
UNIT - 12			11.518	X	2.000	=	23.036
UNIT - 11			11.817	X	1.000	=	11.817
UNIT - 4			8.473	X	1.000	=	8.473
S1			3.350	X	4.325	=	14.489
JALI			0.914	X	1.000	=	0.914
TOTAL AREA						=	67.199

F.A.R AREA

COUNTED IN 15 % F.A.R AREA

NON F.A.R AREA

NORTH POINT

NO. OF PRINTS	DATE	ISSUED TO	REMARKS

Greater Noida Industrial Dev. Authority
APPROVED
Dy. Manager (Plng. & Arch.)
Asstt. Arch.
Dy. Manager (Plng. & Arch.)
G.M. (Plng.)

OWNER SIGN

For Starcity Real Estates Pvt. Ltd.
Director/Auth. Signatory

ARCHITECT SIGN

OWNER

M/S STARCITY REAL ESTATES PVT. LTD

SUBMISSION DRAWING

KEY PLAN

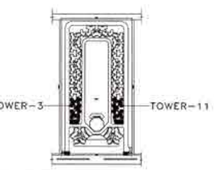

PROJECT

PROPOSED GROUP HOUSING FOR STARCITY REAL ESTATES PVT. LTD. AT PLOT NO: - GH-14A ,SECTOR- 01 GREATER NOIDA,(U.P.)

DATE	PROJECT INCH.	CHECKED BY
11-02-15	BALRAJ SINGH	BALRAJ SINGH
SCALE	DEALT BY	APPROVED BY
1:100	NITYA HUNKA	VISHAL SHARMA

DRAWING TITLE

GROUND FLOOR PLAN

TOWER-3&11

ARCHITECTS

Confluence

S- 29, GK-2 N.D.48,INDIA architecture

Ph- +91-11-29216006 Ph- +91-11-40564788 urban design

cos@inconfluence.com www.inconfluence.com hospitality

Member of IGBC ISO - 9001 : 2008 interiors

DRAWING NO.

S-020

REVISION

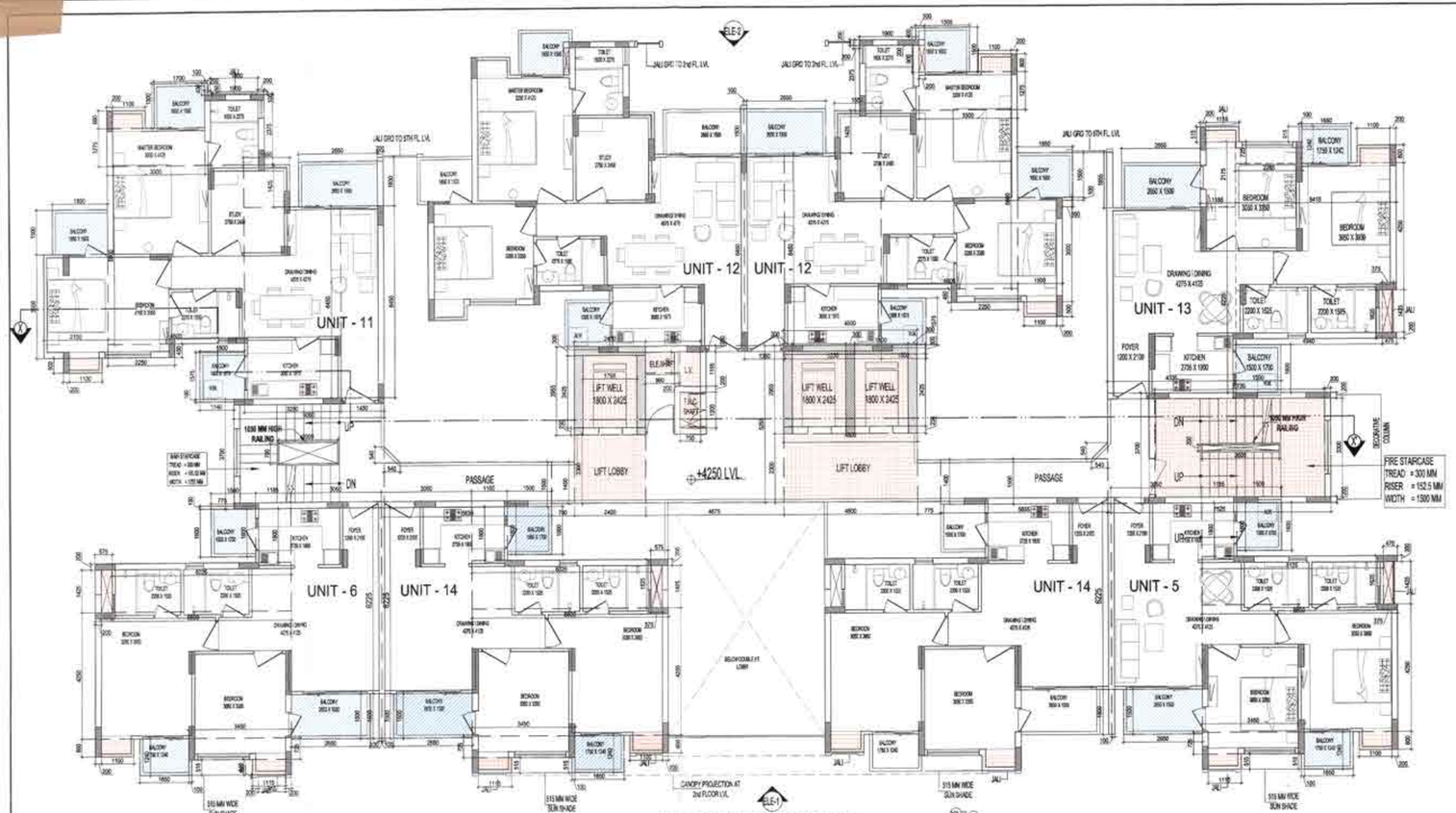

FIRST FLOOR PLAN

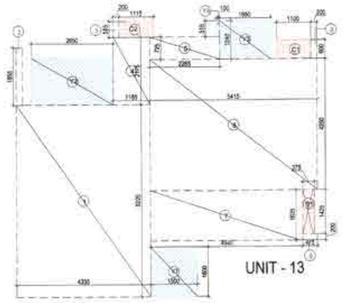

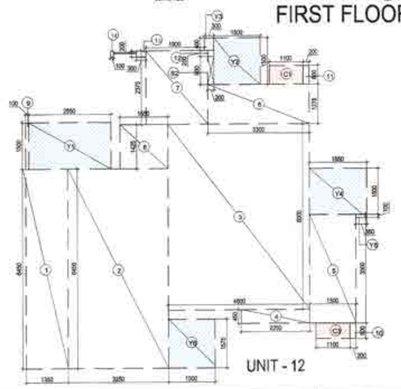

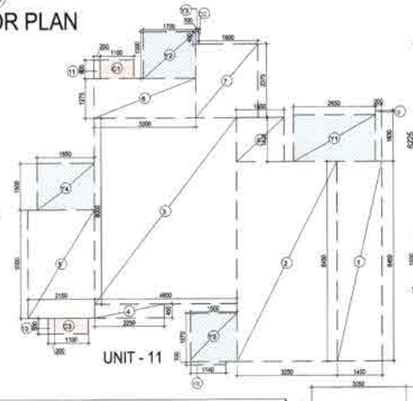

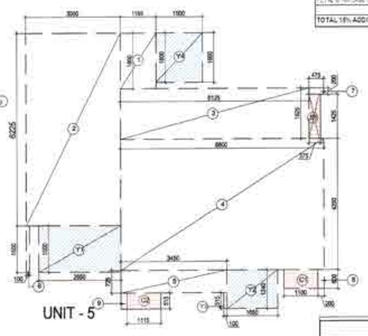

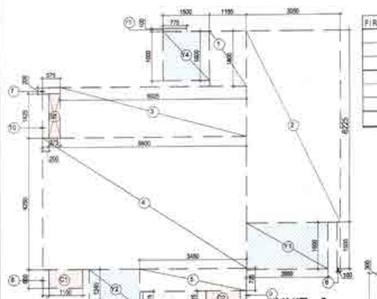

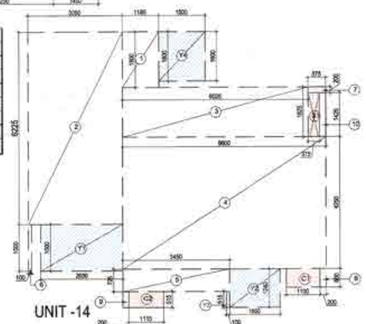

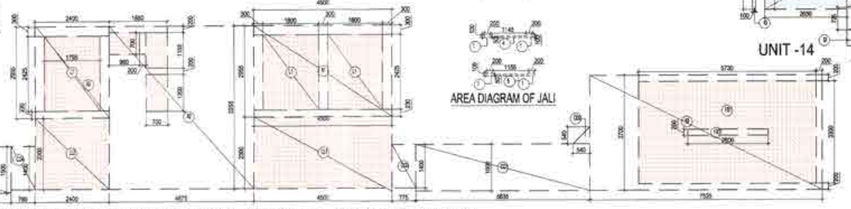

AREA DIAGRAM FOR CIRCULATION FOR TOWER - 3 & 11 FIRST FLOOR

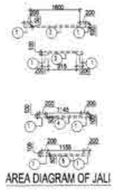

AREA DIAGRAM OF JALI

F.A.R AREA
COUNTED IN 15% F.A.R AREA
NON F.A.R AREA

FIRST FLOOR NON F.A.R AREA OF JALI							
1	20	X	0.800	X	0.120	=	0.480
2	1	X	1.530	X	0.050	=	0.077
3	5	X	0.845	X	0.050	=	0.220
4	2	X	0.900	X	0.050	=	0.090
5	1	X	1.145	X	0.050	=	0.057
6	1	X	1.155	X	0.050	=	0.058
TOTAL AREA						=	0.914

FIRST FLOOR NON F.A.R AREA OF BALCONY							
UNIT - 13			8.473	X	1.000	=	8.473
UNIT - 03			11.518	X	2.000	=	23.036
UNIT - 11			11.817	X	1.000	=	11.817
UNIT - 6			8.473	X	1.000	=	8.473
UNIT - 8			8.550	X	1.000	=	8.550
UNIT - 14			8.473	X	2.000	=	16.945
JALI			0.914	X	1.000	=	0.914
TOTAL AREA						=	78.205

TOTAL F.A.R. AREA AT FIRST FLOOR

S.NO.		PARTICULARS					AREA(SQ.M)
FAR AREA OF UNIT-13	=	62.864	X	1	=		62.864
FAR AREA OF UNIT-12	=	75.061	X	2	=		150.123
FAR AREA OF UNIT-11	=	77.927	X	1	=		77.927
FAR AREA OF UNIT-5	=	62.092	X	1	=		62.092
FAR AREA OF UNIT-6	=	62.234	X	1	=		62.234
FAR AREA OF UNIT-14	=	62.234	X	2	=		124.468
FAR AREA OF CIRCULATION	=	75.236	X	1	=		75.236
TOTAL F.A.R AREA					=		614.944

TOWER-3 & 11 F.A.R. COVERED AREA CALCULATION FOR CIRCULATION AREA

S.NO.	PARTICULARS	AREA (SQ.M)
A1	4.350 X 2.350 =	10.223
A2	4.675 X 2.350 =	10.987
A3	3.400 X 1.850 =	7.000
A4	7.350 X 2.750 =	19.713
A5	7.350 X 3.750 =	27.563
GC1	5.525 X 1.250 =	6.906
GC2	2 X 0.75 X 0.340 =	0.255
GC3	3.775 X 1.425 =	5.380
GC4	3.775 X 1.425 =	5.380
GC5	5.675 X 1.350 =	7.661
GC6	1 X 0.900 X 2.025 =	1.823
L1	4.550 X 2.350 =	10.693
L2	3.400 X 2.350 =	7.990
TOTAL F.A.R AREA CORRIDOR	=	128.845
AREA SUBTRACTION		
LIFT WELL		
LIFT LOBBY	3 X 1.900 X 2.425 =	13.862
LIFT SHAFT		
L1	4.550 X 2.350 =	10.692
L2	3.400 X 2.350 =	7.990
STAIRCASE CUTOUT		
ST	2.000 X 3.750 =	7.500
FIRE STAIRCASE		
FS	3.750 X 3.750 =	14.063
SHAFT		
S1	3.700 X 1.175 =	4.348
SL	2.800 X 1.750 =	4.900
SHC	3.700 X 1.225 =	4.533
TOTAL		51.609
TOTAL F.A.R AREA CORRIDOR	=	75.236

TOWER-3 & 11 AREA CALCULATION TOWARDS 15% ADDITIONAL F.A.R

S.NO.	PARTICULARS	AREA (SQ.M)
FIRE STAIRCASE AREA		
FS	3.750 X 3.750 =	14.063
TOTAL FIRE STAIRCASE AREA	=	14.063
LIFT WELL AREA		
L1	3 X 1.900 X 2.425 =	13.862
TOTAL LIFT WELL AREA	=	13.862
LIFT LOBBY		
L1	4.550 X 2.350 =	10.693
L2	3.400 X 2.350 =	7.990
TOTAL LIFT LOBBY AREA	=	18.683
OVERHANGS		
G1	3 X 4 X 1.100 X 0.600 =	7.920
G2	3 X 4 X 1.175 X 0.675 =	9.577
G3	3 X 4 X 1.100 X 0.500 =	6.600
TOTAL OVERHANGS AREA	=	24.097
PLUMBING SHAFT		
P1	3 X 4 X 0.275 X 1.425 =	4.703
P2	3 X 4 X 0.200 X 1.500 =	3.600
TOTAL PLUMBING SHAFT AREA	=	8.303
A.H.C SHAFT		
AHC	1 X 0.700 X 1.200 =	0.840
TOTAL A.H.C SHAFT AREA	=	0.840
ELECTRICAL SHAFT		
E1	2 X 0.675 X 2.750 =	3.712
TOTAL ELECTRICAL SHAFT AREA	=	3.712
LV SHAFT		
LV	2 X 0.700 X 1.175 =	1.645
TOTAL LV SHAFT AREA	=	1.645
AREA SUBTRACTION		
SP KITCHEN CUTOUT		
KIT	2 X 2.800 X 0.575 =	3.220
TOTAL SP KITCHEN CUTOUT AREA	=	3.220
TOTAL 15% ADDITIONAL F.A.R AREA		62.522

F.A.R. COVERED AREA CALCULATION FOR UNIT- 14

S.NO.	PARTICULARS	AREA (SQ.M)
COVERED AREA OF UNIT 14		
1	1.184 X 1.900 =	2.250
2	3.180 X 5.225 =	16.616
3	6.025 X 1.625 =	9.791
4	5.800 X 4.250 =	24.650
5	3.450 X 2.725 =	9.401
6	2.150 X 1.500 =	3.225
7	3.675 X 0.900 =	3.308
8	0.850 X 1.900 =	1.615
9	0.900 X 2.600 =	2.340
10	0.200 X 2.425 =	0.485
TOTAL FAR AREA - (A)		62.234
NON F.A.R AREA OF BALCONY (B)= (Y1 + Y2 + Y3 +Y4)		
Y1	2.850 X 1.900 =	5.415
Y2	1.850 X 1.425 =	2.636
Y3	2.150 X 1.215 =	2.612
Y4	1.800 X 1.800 =	3.240
TOTAL (B) Y1 + Y2 + Y3 +Y4)	=	8.473
COVERAGE AREA FOR UNIT 14 = F.A.R. AREA + (B) NON F.A.R. AREA OF BALCON		
1 (A) F.A.R. AREA	=	62.234
2 (B) NON FAR AREA BALCONY	=	8.473
TOTAL UNIT COVERAGE AREA		70.707

TOWER -3 &11

	GROUND COVERAGE	TOTAL	15 % AREA	NON F.A.R AREA	HEIGHT FL. LVL (MM)
GROUND FLOOR	812.534	629.103	58.882	87.199	(+) 1200
1st FLOOR		614.944	62.522	78.205	(+) 4250
2nd FLOOR		615.024	49.427	78.380	(+) 7300
3rd FLOOR		612.669	49.427	78.110	(+) 10350
4th FLOOR		612.669	49.427	78.110	(+) 13400
5th FLOOR		612.669	49.427	78.110	(+) 16450
6th FLOOR		612.669	49.427	78.110	(+) 19500
7th FLOOR		612.669	49.427	78.110	(+)22550
8th FLOOR		612.669	49.427	78.110	(+) 25600
9th FLOOR		612.669	49.427	78.110	(+) 28650
10th FLOOR		612.669	49.427	78.110	(+) 31700
11th FLOOR		612.669	49.427	78.110	(+) 34750
12th FLOOR		612.669	49.427	78.110	(+) 37800
12th A FLOOR		537.017	151.567	85.999	(+) 40850
14th FLOOR		597.613	52.277	75.927	(+) 44500
15th FLOOR		597.613	52.277	75.927	(+) 47550
16th FLOOR		597.613	52.277	75.927	(+) 50600
17th FLOOR		597.613	52.277	75.927	(+) 53650
18th FLOOR		597.613	52.277	75.927	(+) 56700
19th FLOOR		597.613	52.277	75.927	(+) 59750
20th FLOOR		597.613	52.277	75.927	(+) 62800
21ST FLOOR		597.613	52.277	75.927	(+) 65850
22ND FLOOR		597.613	52.277	75.927	(+) 68900
23RD FLOOR		351.384	40.584	15.798	(+) 71950
TERRACE				6.660	(+) 75000
MUMTY		0.080	77.663		(+) 78050
MACHINE ROOM & O.H.TANK		0.080	77.663		(+) 81150
TOTAL	812.534	14152.833	1483.059	1776.654	

F.A.R. COVERED AREA CALCULATION FOR UNIT- 5

S.NO.	PARTICULARS	AREA (SQ.M)
COVERED AREA OF UNIT 5		
1	1.195 X 1.900 =	2.139
2	2.950 X 6.225 =	18.368
3	6.125 X 1.625 =	9.953
4	5.800 X 4.250 =	24.650
5	3.450 X 2.725 =	9.401
6	6.150 X 1.500 =	9.225
7	2.475 X 0.900 =	2.228
8	0.850 X 0.850 =	0.722
9	0.200 X 2.600 =	0.520
TOTAL FAR AREA - (A)		62.092
NON F.A.R AREA OF BALCONY (B)= (Y1 + Y2 + Y3 +Y4)		
Y1	2.850 X 1.500 =	3.975
Y2	1.850 X 1.125 =	2.081
Y3	2.150 X 1.215 =	2.612
Y4	1.800 X 1.800 =	3.240
TOTAL (B) Y1 + Y2 + Y3 +Y4)	=	8.473
COVERAGE AREA FOR UNIT 5 = F.A.R. AREA + (B) NON F.A.R. AREA OF BALCONY		
1 (A) F.A.R. AREA	=	62.092
2 (B) NON FAR AREA BALCONY	=	8.473
TOTAL UNIT COVERAGE AREA		70.564

F.A.R. COVERED AREA CALCULATION FOR UNIT- 6

S.NO.	PARTICULARS	AREA (SQ.M)
COVERED AREA OF UNIT 6		
1	1.195 X 1.900 =	2.133
2	2.950 X 6.225 =	18.368
3	6.125 X 1.625 =	9.791
4	5.800 X 4.250 =	24.650
5	3.450 X 2.725 =	9.401
6	6.150 X 1.500 =	9.225
7	2.475 X 0.900 =	2.228
8	0.850 X 0.850 =	0.722
9	0.200 X 2.600 =	0.520
10	0.200 X 1.425 =	0.285
TOTAL FAR AREA - (A)		62.234
NON F.A.R AREA OF BALCONY (B)= (Y1 + Y2 + Y3 +Y4)		
Y1	2.850 X 1.500 =	3.975
Y2	1.850 X 1.125 =	2.081
Y3	2.150 X 1.215 =	2.612
Y4	1.800 X 1.800 =	3.240
TOTAL (B) Y1 + Y2 + Y3 +Y4)	=	8.550
COVERAGE AREA FOR UNIT 6 = F.A.R. AREA + (B) NON F.A.R. AREA OF BALCONY		
1 (A) F.A.R. AREA	=	62.234
2 (B) NON FAR AREA BALCONY	=	8.550
TOTAL UNIT COVERAGE AREA		70.784

F.A.R. COVERED AREA CALCULATION FOR UNIT- 11

S.NO.	PARTICULARS	AREA (SQ.M)
COVERED AREA OF UNIT 11		
1	1.450 X 1.900 =	2.755
2	3.250 X 6.450 =	20.963
3	4.800 X 5.625 =	27.000
4	2.350 X 0.450 =	1.013
5	2.150 X 3.500 =	7.525
6	3.300 X 1.275 =	4.208
7	1.900 X 2.275 =	4.323
8	1.900 X 1.425 =	2.708
9	0.200 X 1.500 =	0.300
10	0.200 X 0.800 =	0.160
11	0.200 X 0.800 =	0.160
TOTAL FAR AREA - (A)		77.927
NON F.A.R AREA OF BALCONY (B)= (Y1 + Y2 + Y3 + Y4 + Y5 + Y6)		
Y1	2.850 X 1.500 =	4.275
Y2	1.850 X 1.500 =	2.775
Y3	2.150 X 1.215 =	2.612
Y4	1.800 X 1.800 =	3.240
Y5	1.850 X 1.215 =	2.248
Y6	1.140 X 2.100 =	2.394
TOTAL (B) Y1 + Y2 + Y3 + Y4 + Y5 + Y6	=	11.817
COVERAGE AREA FOR UNIT 11 = F.A.R. AREA + (B) NON F.A.R. AREA OF BALCONY		
1 (A) F.A.R. AREA	=	77.927
2 (B) NON FAR AREA BALCONY	=	11.817
TOTAL UNIT COVERAGE AREA		89.744

F.A.R. COVERED AREA CALCULATION FOR UNIT- 12

S.NO.	PARTICULARS	AREA (SQ.M)
COVERED AREA OF UNIT 12		
1	1.200 X 1.900 =	2.700
2	3.250 X 6.450 =	20.963
3	4.800 X 5.625 =	27.000
4	2.350 X 0.450 =	1.013
5	1.600 X 3.500 =	5.250
6	3.300 X 1.275 =	4.208
7	1.900 X 2.275 =	4.323
8	1.900 X 1.425 =	2.708
9	0.200 X 1.500 =	0.300
10	0.200 X 0.800 =	0.160
11	0.200 X 0.800 =	0.160
12	0.200 X 0.800 =	0.160
13	0.200 X 0.800 =	0.160
14	0.200 X 0.800 =	0.160
15	0.200 X 0.800 =	0.160
16	0.200 X 0.800 =	0.160
TOTAL FAR AREA - (A)		75.101
NON F.A.R AREA OF BALCONY (B)= (Y1 + Y2 + Y3 + Y4 + Y5 + Y6)		
Y1	2.850 X 1.500 =	4.275
Y2	1.850 X 1.500 =	2.775
Y3	2.150 X 1.215 =	2.612
Y4	1.800 X 1.800 =	3.240
Y5	1.850 X 1.215 =	2.248
Y6	1.000 X 1.175 =	1.175
TOTAL (B) Y1 + Y2 + Y3 + Y4 + Y5 + Y6)	=	11.518
COVERAGE AREA FOR UNIT 12 = F.A.R. AREA + (B) NON F.A.R. AREA OF BALCON		
1 (A) F.A.R. AREA	=	75.101
2 (B) NON FAR AREA BALCONY	=	11.518
TOTAL UNIT COVERAGE AREA		86.619

F.A.R. COVERED AREA CALCULATION FOR UNIT- 13

S.NO.	PARTICULARS	AREA (SQ.M)
COVERED AREA OF UNIT 13		
1	4.350 X 5.625 =	24.469
2	3.225 X 3.875 =	12.501
3	3.225 X 3.875 =	12.501
4	1.125 X 2.175 =	2.447
5	2.225 X 3.750 =	8.344
6	5.475 X 4.250 =	23.269
7	4.600 X 1.825 =	8.395
8	3.225 X 3.825 =	12.336
9	3.225 X 3.825 =	12.336
TOTAL FAR AREA - (A)		62.864
NON F.A.R AREA OF BALCONY (B)= (Y1 + Y2 + Y3 + Y4)		
Y1	1.900 X 1.800 =	3.420
Y2	2.225 X 1.800 =	3.915
Y3	1.850 X 1.245 =	2.303
Y4	2.150 X 1.215 =	2.612
TOTAL (B) Y1 + Y2 + Y3 + Y4)	=	8.473
COVERAGE AREA FOR UNIT 13 = F.A.R. AREA + (B) NON F.A.R. AREA OF BALCONY		
1 (A) F.A.R. AREA	=	62.864
2 (B) NON FAR AREA BALCONY	=	8.473
TOTAL UNIT COVERAGE AREA		71.336

NORTH POINT

NO. OF PRINTS	DATE	ISSUED TO	REMARKS

Greater Noida Industrial Dev. Authority
APPROVED
Vide Letter No. BP-3493/GNIDA/2015 Dated 06/6/2015
Subject to Cases
Neeraj 0.G.H.D (Plng. & Arch.)
Asstt. Arch
Gen. Manager (Plng. & Arch.)
S.M. (Plng.)

OWNER SIGN
For Starcity Real Estates Pvt. Ltd.
Director/Auth. Signatory

ARCHITECT SIGN

OWNER
M/S STARCITY REAL ESTATES PVT. LTD

SUBMISSION DRAWING

KEY PLAN

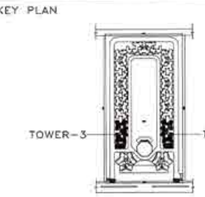

PROJECT

PROPOSED GROUP HOUSING FOR STARCITY REAL ESTATES PVT. LTD. AT PLOT NO: - GH-14A ,SECTOR- 01 GREATER NOIDA,(U.P.)

DATE	PROJECT INCH.	CHECKED BY
11-02-15	BALRAJ SINGH	BALRAJ SINGH
SCALE	DEALT BY	APPROVED BY
1:100	NITYA HUNKA	VISHAL SHARMA

DRAWING TITLE

FIRST FLOOR PLAN

TOWER-3&11

ARCHITECTS

Confluence

S-28, GK-2 N.D-48,INDIA
Ph: +91-11-29216006 Ph: +91-11-40584766
cos@inconfluence.com www.inconfluence.com
Member of IGBC ISO - 9001 : 2008
architecture urban design hospitality interiors

DRAWING NO. S-021

REVISION

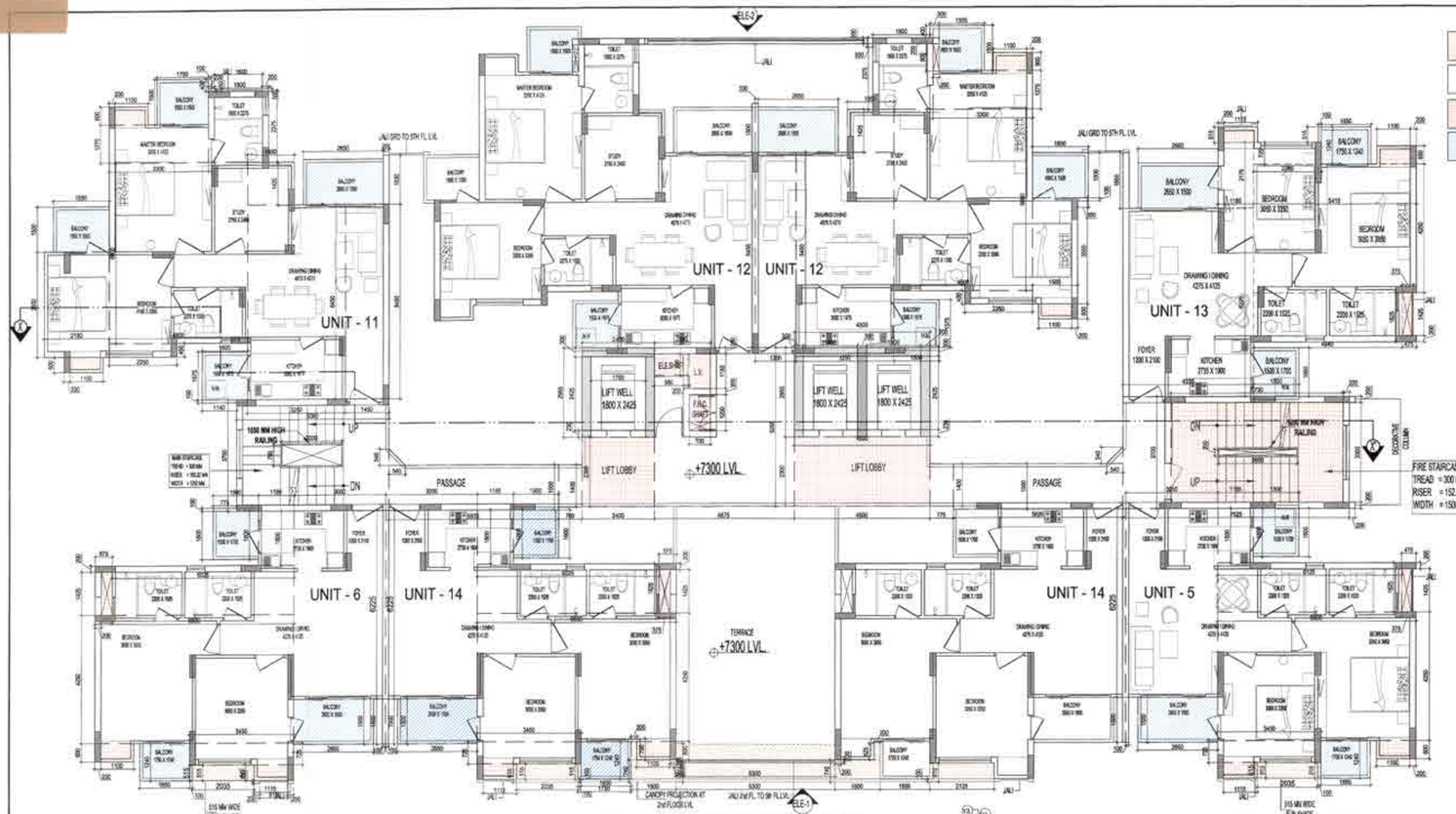

SECOND FLOOR PLAN

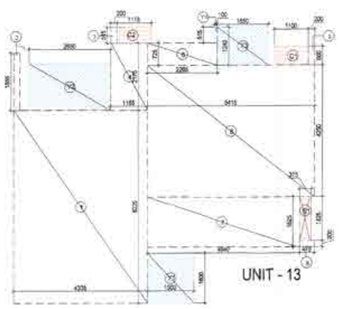

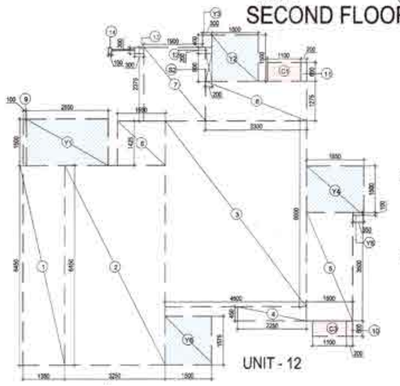

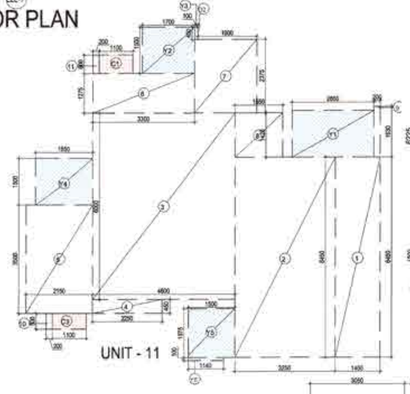

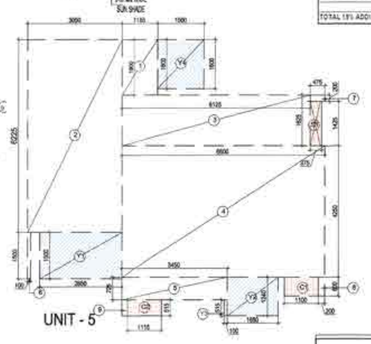

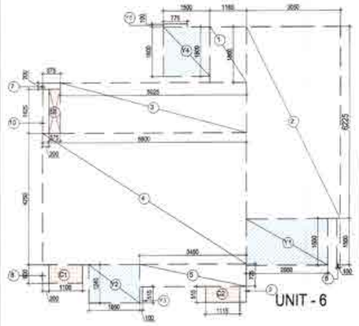

GROUND COVERAGE AREA

SECOND FLOOR NON F.A.R AREA OF BALCONY							
UNIT - 13			8.473	X	1.000	=	8.473
UNIT - 12			11.917	X	0.500	=	33.000
UNIT - 11			11.917	X	1.000	=	11.917
UNIT - 5			8.473	X	1.000	=	8.473
UNIT - 6			8.550	X	1.000	=	8.550
UNIT - 14			8.473	X	2.000	=	16.946
UNIT - 14			8.550	X	1.000	=	7.236
			TOTAL AREA			=	78.580

GROUND COVERAGE AREA CALCULATION FOR SECOND FLOOR							
S.NO.	PARTICULARS						AREA (SQ.M)
TERRACE							
01	1	0	2.500	X	2.000	=	5.000
02	1	0	2.000	X	2.000	=	4.000
03	1	0	1.750	X	2.750	=	4.813
04	1	0	2.000	X	1.750	=	3.500
05	1	0	1.500	X	3.750	=	5.625
06	1	0	1.500	X	1.000	=	1.500
07	1	0	1.500	X	2.000	=	3.000
08	1	0	2.000	X	1.500	=	3.000
09	1	0	1.750	X	1.750	=	3.063
10	1	0	2.000	X	1.000	=	2.000
11	1	0	2.000	X	0.500	=	1.000
						=	15.570

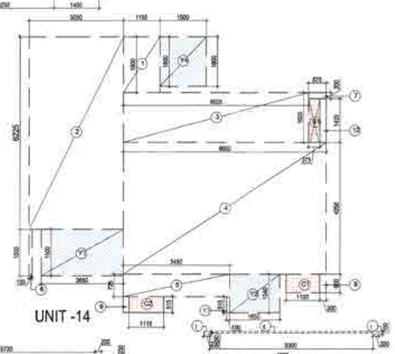

AREA DIAGRAM FOR CIRCULATION FOR TOWER - 3 & 11 TYPICAL FLOOR (2ND TO 12 A)

GROUND COVERAGE AREA
COVERAGE AREA
FAR AREA
COUNTED IN 15% FAR AREA
NON FAR AREA

TOTAL F.A.R. AREA AT SECOND FLOOR							
S.NO.	PARTICULARS						AREA(S.Q.M)
FAR AREA OF UNIT-13	=	62.864	X	1	=		62.864
FAR AREA OF UNIT-12	=	75.101	X	2	=		150.203
FAR AREA OF UNIT-11	=	77.927	X	1	=		77.927
FAR AREA OF UNIT-5	=	62.092	X	1	=		62.092
FAR AREA OF UNIT-6	=	62.234	X	1	=		62.234
FAR AREA OF UNIT-14	=	62.234	X	2	=		124.468
FAR AREA OF CIRCULATION	=	76.236	X	1	=		76.236
TOTAL F.A.R AREA					=		615.024

TOWER- 3 & 11 F.A.R. COVERED AREA CALCULATION FOR CIRCULATION AREA									
S.NO				PARTICULARS					AREA (SQ.M)
A1				4.100	X	3.850	=		15.785
A2				4.875	X	7.200	=		34.911
A3				2.450	X	2.875	=		7.042
A4				2.700	X	2.700	=		7.290
A5				7.525	X	3.750	=		27.843
D1				3.675	X	1.950	=		7.166
D2	1	0	0.15	2.540	X	2.540	=		5.742
D3				3.775	X	1.400	=		5.285
D4				3.750	X	1.400	=		5.250
D5				3.575	X	1.750	=		6.256
D6	1	0		3.000	X	2.200	=		6.600
D7				4.300	X	2.200	=		9.460
D8				2.425	X	2.200	=		5.335
							=		8.500
TOTAL F.A.R AREA CORRIDOR							=		126.845
AREA EXCLUDED FROM									
LIFT WELL									
L1	1	0	1.800	X	2.400	=			15.360
LIFT LOBBY									
L2			4.525	X	2.300	=			10.408
L3			2.425	X	2.200	=			5.335
STAIRCASE CUTOUT									
S1			2.200	X	2.700	=			5.940
FIRE STAIRCASE									
S2			1.750	X	2.200	=			3.850
SHAFT									
S3			3.750	X	1.150	=			4.313
S4			1.500	X	2.500	=			3.750
PHC			3.750	X	1.250	=			4.688
TOTAL									51.609
TOTAL F.A.R AREA CORRIDOR							=		75.236

TOWER-3 & 11 AREA CALCULATION TOWARDS 15% ADDITIONAL F.A.R								
S.NO				PARTICULARS				AREA (SQ.M)
FIRE STAIRCASE AREA								
F1				3.750	X	2.200	=	8.250
TOTAL FIRE STAIRCASE AREA							=	16.500
LIFT LOBBY								
L1				4.525	X	2.300	=	10.408
L2				2.425	X	2.200	=	5.335
TOTAL LIFT LOBBY AREA							=	15.743
CUPBOARDS								
C1		0	0	1.100	X	0.550	=	1.210
C2		0	0	1.115	X	0.575	=	1.277
C3		0	0	1.100	X	0.550	=	1.210
TOTAL CUPBOARDS AREA							=	3.697
PLUMBING SHAFT								
P1		1	0	0.375	X	1.625	=	0.610
P2		2	0	0.425	X	2.300	=	2.185
TOTAL PLUMBING SHAFT AREA							=	3.095
F.H.C SHAFT								
FHC				2.700	X	1.200	=	3.240
TOTAL F.H.C SHAFT AREA							=	3.240
ELECTRICAL SHAFT								
E1				0.900	X	0.750	=	0.675
TOTAL ELECTRICAL SHAFT AREA							=	0.675
LIV SHAFT								
LV				0.700	X	1.100	=	0.770
TOTAL LIV SHAFT AREA							=	0.770
AREA IN ETRACSION								
STAIRCASE CUTOUT								
S1				2.200	X	2.200	=	4.840
TOTAL STAIRCASE CUTOUT AREA							=	4.840
TOTAL 15% ADDITIONAL F.A.R AREA								49.427

F.A.R. COVERED AREA CALCULATION FOR UNIT- 5								
S.NO				PARTICULARS				AREA (SQ.M)
COVERED AREA OF UNIT 5								
1				1.100	X	1.900	=	2.090
2				3.050	X	6.325	=	19.291
3				6.125	X	1.525	=	9.341
4				6.800	X	4.250	=	28.900
5				3.400	X	2.125	=	7.225
6				2.100	X	1.150	=	2.415
7				2.475	X	2.200	=	5.445
8				2.200	X	1.050	=	2.310
9				0.200	X	0.675	=	0.135
TOTAL FAR AREA - (A)								62.092
NON F.A.R AREA OF BALCONY (B)= (Y1 + Y2 + Y3 +Y4)								
Y1				2.850	X	1.350	=	3.873
Y2				1.850	X	1.250	=	2.313
Y3				2.100	X	0.675	=	1.418
Y4				1.800	X	1.000	=	1.800
TOTAL(Y1 + Y2 + Y3 +Y4)							=	8.473
COVERAGE AREA FOR UNIT 5 = (F.A.R. AREA + (B) NON F.A.R. AREA OF BALCONY								
1	(A) F.A.R. AREA						=	62.092
2	(B) NON FAR AREA BALCONY						=	8.473
TOTAL UNIT COVERAGE AREA								70.564

F.A.R. COVERED AREA CALCULATION FOR UNIT- 6								
S.NO				PARTICULARS				AREA (SQ.M)
COVERED AREA OF UNIT 6								
1				1.100	X	1.800	=	2.090
2				3.050	X	6.325	=	19.291
3				6.125	X	1.525	=	9.341
4				6.800	X	4.250	=	28.900
5				3.400	X	2.125	=	7.225
6				2.100	X	1.150	=	2.415
7				2.475	X	2.200	=	5.445
8				2.200	X	1.050	=	2.310
9				0.200	X	0.675	=	0.135
TOTAL FAR AREA - (A)								62.234
NON F.A.R AREA OF BALCONY (B)= (Y1 + Y2 + Y3 +Y4)								
Y1				2.850	X	1.350	=	3.873
Y2				1.850	X	1.250	=	2.313
Y3				2.100	X	0.675	=	1.418
Y4				1.800	X	1.000	=	1.800
TOTAL(Y1 + Y2 + Y3 +Y4)(B)							=	8.550
COVERAGE AREA FOR UNIT 6 = (F.A.R. AREA + (B) NON F.A.R. AREA OF BALCONY								
1	(A) F.A.R. AREA						=	62.234
2	(B) NON FAR AREA BALCONY						=	8.550
TOTAL UNIT COVERAGE AREA								70.784

F.A.R. COVERED AREA CALCULATION FOR UNIT- 11								
S.NO				PARTICULARS				AREA (SQ.M)
COVERED AREA OF UNIT 11								
1				1.400	X	0.625	=	0.875
2				3.050	X	6.475	=	19.749
3				6.125	X	1.525	=	9.341
4				6.800	X	4.250	=	28.900
5				3.400	X	2.125	=	7.225
6				2.100	X	1.150	=	2.415
7				2.475	X	2.175	=	5.381
8				2.200	X	1.050	=	2.310
9				0.200	X	0.675	=	0.135
10				2.200	X	1.025	=	2.255
11				0.200	X	0.675	=	0.135
TOTAL FAR AREA - (A)								77.927
NON F.A.R AREA OF BALCONY (B)= (Y1 + Y2 + Y3 + Y4 + Y5 + Y6)								
Y1				2.850	X	1.350	=	3.873
Y2				1.750	X	1.35	=	2.363
Y3				2.150	X	0.675	=	1.451
Y4				1.850	X	1.30	=	2.405
Y5				1.850	X	1.275	=	2.359
Y6				1.340	X	0.775	=	1.038
TOTAL(Y1 +Y2 + Y3 + Y4 + Y5 + Y6)							=	11.917
COVERAGE AREA FOR UNIT 11 = (F.A.R. AREA + (B) NON F.A.R. AREA OF BALCONY								
1	(A) F.A.R. AREA						=	77.927
2	(B) NON FAR AREA BALCONY						=	11.917
TOTAL UNIT COVERAGE AREA								89.744

F.A.R. COVERED AREA CALCULATION FOR UNIT- 12								
S.NO				PARTICULARS				AREA (SQ.M)
COVERED AREA OF UNIT 12								
1				1.300	X	1.425	=	1.853
2				2.800	X	8.025	=	22.470
3				4.300	X	8.225	=	35.368
4				2.200	X	1.425	=	3.135
5				1.700	X	0.850	=	1.445
6				1.300	X	1.275	=	1.658
7				2.200	X	1.050	=	2.310
8				0.200	X	0.675	=	0.135
9				2.850	X	1.425	=	4.061
10				0.200	X	0.675	=	0.135
11				0.200	X	0.675	=	0.135
12				0.200	X	0.675	=	0.135
13				2.200	X	0.850	=	1.870
14				2.300	X	0.675	=	1.553
15				2.300	X	1.025	=	2.358
16				2.300	X	1.025	=	2.358
TOTAL FAR AREA - (A)								75.101
NON F.A.R AREA OF BALCONY (B)= (Y1 + Y2 + Y3 + Y4 + Y5 + Y6)								
Y1				2.850	X	1.350	=	3.873
Y2				1.850	X	1.250	=	2.313
Y3				2.100	X	0.675	=	1.418
Y4				1.850	X	1.500	=	2.775
Y5				2.300	X	1.275	=	2.933
Y6				1.850	X	1.275	=	2.359
TOTAL (Y1 +Y2 + Y3 + Y4 +Y5 +Y6)							=	11.518
COVERAGE AREA FOR UNIT 12 = (F.A.R. AREA + (B) NON F.A.R. AREA OF BALCON								
1	(A) F.A.R. AREA						=	75.101
2	(B) NON FAR AREA BALCONY						=	11.518
TOTAL UNIT COVERAGE AREA								86.619

F.A.R. COVERED AREA CALCULATION FOR UNIT- 13								
S.NO				PARTICULARS				AREA (SQ.M)
COVERED AREA OF UNIT 13								
1				2.125	X	0.625	=	1.328
2				3.200	X	7.425	=	23.760
3				6.200	X	2.575	=	15.965
4				1.125	X	2.175	=	2.447
5				2.375	X	2.725	=	6.471
6				2.475	X	4.275	=	10.578
7				2.200	X	1.425	=	3.135
8				0.200	X	0.675	=	0.135
9				2.200	X	0.675	=	1.485
10				0.200	X	0.675	=	0.135
TOTAL FAR AREA - (A)								62.864
NON F.A.R AREA OF BALCONY (B)= (Y1 + Y2 + Y3 + Y4)								
Y1				2.850	X	1.350	=	3.873
Y2				1.850	X	1.250	=	2.313
Y3				2.100	X	0.675	=	1.418
Y4				1.750	X	0.775	=	1.356
TOTAL (Y1 +Y2 + Y3 + Y4)							=	8.473
COVERAGE AREA FOR UNIT 13 = (F.A.R. AREA + (B) NON F.A.R. AREA OF BALCON								
1	(A) F.A.R. AREA						=	62.864
2	(B) NON FAR AREA BALCONY						=	8.473
TOTAL UNIT COVERAGE AREA								71.336

SECOND FLOOR NON F.A.R AREA OF JALI								
1	25	X	0.200	X	0.100	=	0.500
2	1	X	1.500	X	0.080	=	0.080
3	8	X	0.615	X	0.080	=	0.394
4	1	X	1.145	X	0.080	=	0.092
5	1	X	1.155	X	0.080	=	0.092
6	1	X	5.320	X	0.080	=	0.426
TOTAL AREA						=	1.089

TOWER -3 &11					
	GROUND COVERAGE	TOTAL	15 % AREA	NON F.A.R AREA	HEIGHT FL. LVL (MM)
GROUND FLOOR	812.534	529.103	58.882	87.199	(+) 1200
1st FLOOR		614.944	62.522	78.205	(+) 4250
2nd FLOOR		615.024	49.427	76.380	(+) 7300
3rd FLOOR		612.669	49.427	78.110	(+) 10350
4th FLOOR		612.669	49.427	78.110	(+) 13400
5th FLOOR		612.669	49.427	78.110	(+) 16450
6th FLOOR		612.669	49.427	78.110	(+) 19500
7th FLOOR		612.669	49.427	78.110	(+)22550
8th FLOOR		612.669	49.427	78.110	(+) 25600
9th FLOOR		612.669	49.427	78.110	(+) 28650
10th FLOOR		612.669	49.427	78.110	(+) 31700
11th FLOOR		612.669	49.427	78.110	(+) 34750
12th FLOOR		612.669	49.427	78.110	(+) 37800
12th A FLOOR		537.917	151.597	65.999	(+) 40850
14th FLOOR		597.813	52.277	75.927	(+) 44500
15th FLOOR		597.813	52.277	75.927	(+) 47550
16th FLOOR		597.813	52.277	75.927	(+) 50600
17th FLOOR		597.813	52.277	75.927	(+) 53650
18th FLOOR		597.813	52.277	75.927	(+) 56700
19th FLOOR		597.813	52.277	75.927	(+) 59750
20th FLOOR		597.813	52.277	75.927	(+) 62800
21ST FLOOR		597.813	52.277	75.927	(+) 65850
22ND FLOOR		597.813	52.277	75.927	(+) 68900
23RD FLOOR		351.384	40.584	15.768	(+) 71950
TERRACE				6.860	(+) 75000
MUMTY		0.080	77.663		(+) 78050
MACHINE ROOM & O.H.TANK		0.080	77.663		(+) 81150
TOTAL	812.534	14152.833	1483.059	1776.654	

NORTH POINT

NO. OF PRINTS	DATE	ISSUED TO	REMARKS

Ghaziabad Development Authority
APPROVED
22349/GH/18-3673 Dated 30/6/2015
Valid up to Based on
Nirmala D.C.M. (Plg. & Arch.)
Chief Arch.
Gen. Manager (Plg. & Arch.)
C.M. (Plng.)

OWNER SIGN

For Starcity Real Estates Pvt. Ltd.
Director/Auth. Signatory

ARCHITECT SIGN

OWNER
M/S STARCITY REAL ESTATES PVT. LTD

SUBMISSION DRAWING

KEY PLAN

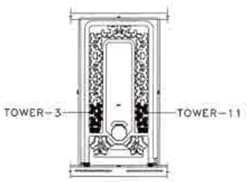

PROJECT

PROPOSED GROUP HOUSING FOR STARCITY REAL ESTATES PVT. LTD. AT PLOT NO: - GH-14A ,SECTOR- 01 GREATER NOIDA,(U.P.)

DATE	PROJECT INCH.	CHECKED BY
11-02-15	BALRAJ SINGH	BALRAJ SINGH
SCALE	DEALT BY	APPROVED BY
1:100	NITYA HUNKA	VISHAL SHARMA

DRAWING TITLE

SECOND FLOOR PLAN

TOWER-3&11

ARCHITECTS

Confluence

S-26, SK-2 N.D.48,INDIA architecture
Ph -91-11-29210008 Ph- +91-11-40564766 urban design
cos@iconfluence.com www.iconfluence.com hospitality
Member of IGBC ISO - 9001 : 2008 interiors

DRAWING NO. S-022

REVISION

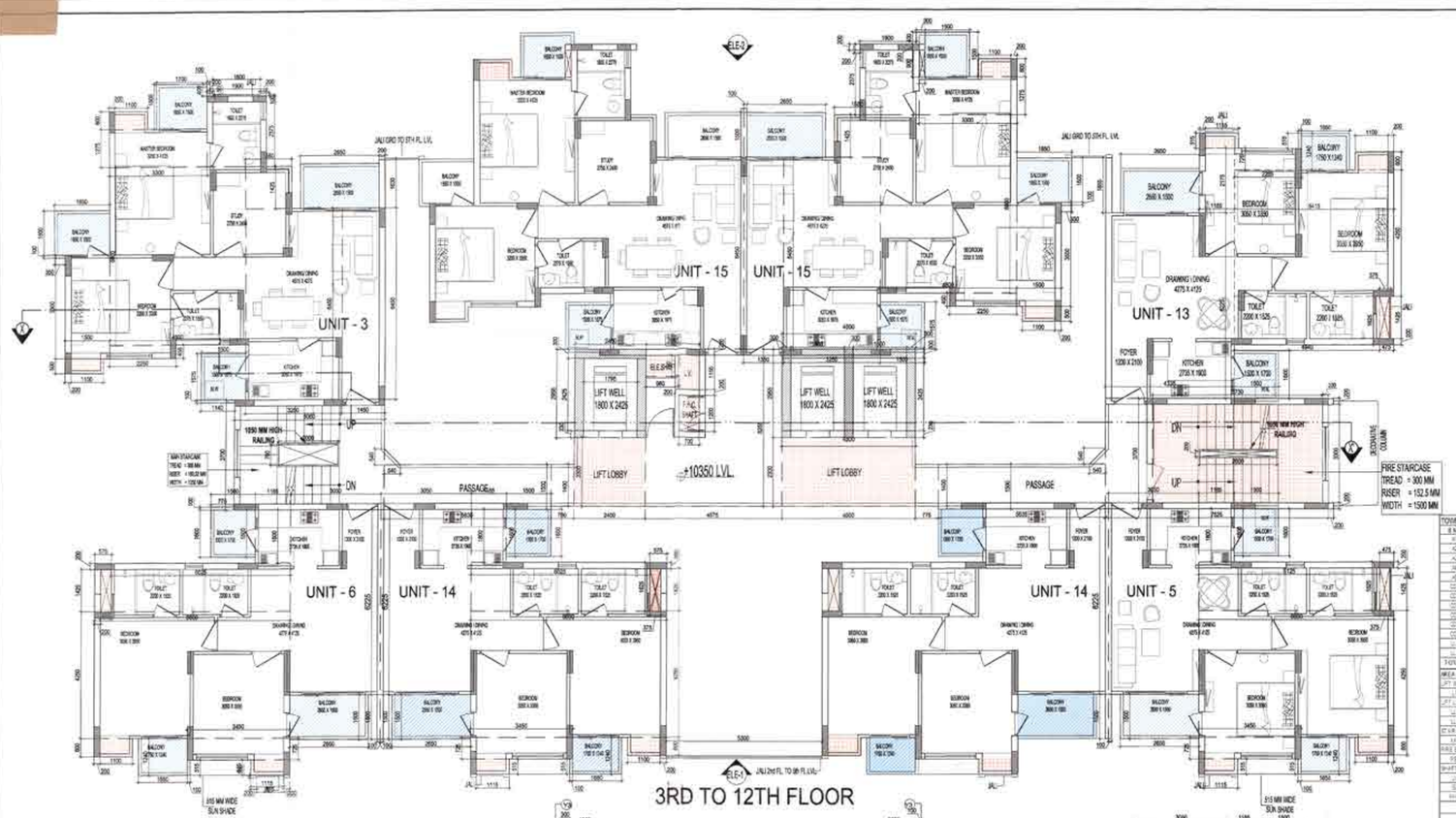

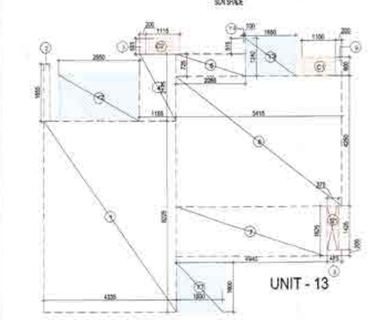

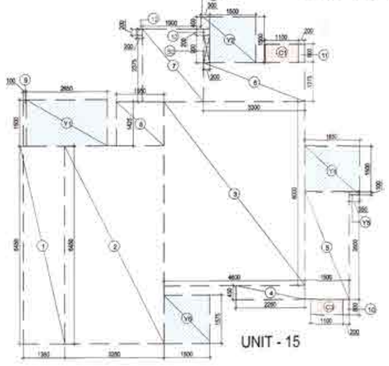

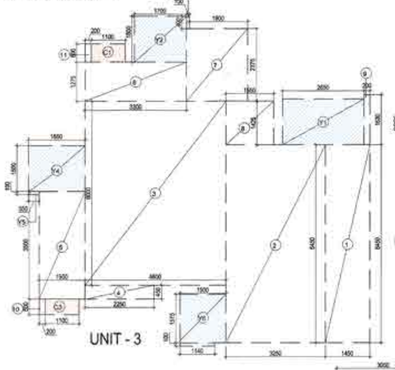

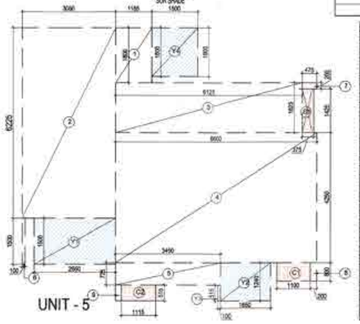

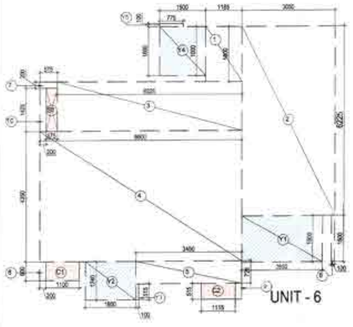

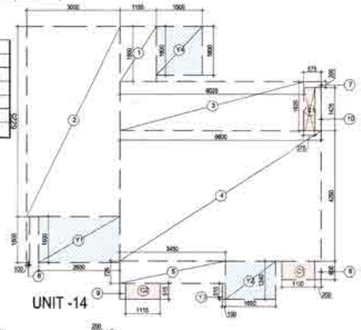

TYPICAL FLOOR (3RD TO 12TH) NON F.A.R AREA						
UNIT - 13		8.473	X	1.000	=	8.473
UNIT - 15		11.518	X	2.000	=	23.036
UNIT - 3		11.852	X	1.000	=	11.852
UNIT - 6		8.473	X	1.000	=	8.473
UNIT - 5		8.550	X	1.000	=	8.550
UNIT - 14		8.473	X	2.000	=	16.946
JALI		0.784	X	1.000	=	0.784
TOTAL AREA					=	78.110

3RD TO 12TH FLOOR NON F.A.R AREA OF JALI								
1	11	X	0.200	X	0.320	=	0.352
2	1	X	1.000	X	0.050	=	0.050
3	2	X	0.915	X	0.050	=	0.229
4	1	X	1.145	X	0.050	=	0.057
5	1	X	1.155	X	0.050	=	0.058
TOTAL AREA						=	0.784

AREA DIAGRAM OF JALI

AREA DIAGRAM FOR CIRCULATION FOR TOWER - 3 & 11 TYPICAL FLOOR (2ND TO 12 A)

TOTAL F.A.R. AREA AT TYPICAL FLOOR (3RD FL. LVL TO 12TH FL. LVL.)						
S.NO.	PARTICULARS					AREA(SQ.M)
FAR AREA OF UNIT-13	=	62.864	X	1	=	62.864
FAR AREA OF UNIT-15	=	79.381	X	2	=	158.762
FAR AREA OF UNIT-3	=	75.852	X	1	=	75.852
FAR AREA OF UNIT-6	=	62.092	X	1	=	62.092
FAR AREA OF UNIT-5	=	62.234	X	1	=	62.234
FAR AREA OF UNIT-14	=	62.234	X	2	=	124.468
FAR AREA OF CIRCULATION	=	75.236	X	1	=	75.236
TOTAL F.A.R AREA					=	612.669

F.A.R. COVERED AREA CALCULATION FOR UNIT- 13							
S.NO.	PARTICULARS					AREA (SQ.M)	
COVERED AREA OF UNIT 13							
1		4.550	X	0.220	=	26.880	
2		0.200	X	1.000	=	0.071	
3		0.200	X	2.610	=	0.139	
4		7.100	X	0.170	=	1.207	
5		2.025	X	0.720	=	1.542	
6		5.410	X	4.250	=	23.014	
7		4.680	X	1.520	=	7.114	
8		0.000	X	0.520	=	0.128	
9		0.200	X	0.550	=	0.110	
TOTAL FAR AREA - (A)						62.864	
NON F.A.R AREA OF BALCONY (B)= (Y1 + Y2 + Y3 + Y4)							
Y1		1.800	X	1.000	=	2.400	
Y2		2.800	X	1.000	=	2.675	
Y3		1.680	X	1.240	=	2.040	
Y4		0.700	X	0.810	=	0.562	
TOTAL(B) Y1 + Y2 + Y3 + Y4)					=	8.473	
COVERAGE AREA FOR UNIT 13 = F.A.R. AREA + (B) NON F.A.R. AREA OF BALCONY							
1	(A) F.A.R. AREA				=	62.864	
2	(B) NON FAR AREA BALCONY				=	8.473	
TOTALUNIT COVERAGE AREA						71.336	

TOWER- 3 & 11 F.A.R. COVERED AREA CALCULATION FOR CIRCULATION AREA							
S.NO.	PARTICULARS					AREA(SQ.M)	
A1		2.320	X	1.350	=	13.392	
A2		4.070	X	1.350	=	24.767	
A3		2.420	X	1.350	=	7.100	
A4		3.100	X	1.750	=	18.721	
A5		1.520	X	1.750	=	2.961	
B1		5.320	X	1.750	=	8.470	
B2	3	X 0.5	X	1.540	=	2.520	
B3		1.770	X	1.400	=	2.478	
B4		1.010	X	1.400	=	1.414	
B5		3.570	X	1.750	=	6.248	
C1	2	X 0.5	X	1.350	=	1.350	
C2		4.700	X	1.350	=	10.203	
C3		2.420	X	1.350	=	3.267	
TOTAL F.A.R AREA CORRIDOR					=	126.845	
AREA SUBTRACTION							
LIFT WELL							
L1	1	X	1.800	X	2.425	=	10.890
LIFT LOBBY							
L2		4.700	X	1.350	=	10.203	
L3		2.420	X	1.350	=	3.267	
STAIRCASE CUTOUT							
S1		1.120	X	1.250	=	1.400	
FIRE STAIRCASE							
S2		8.730	X	1.350	=	11.785	
SHAFT							
S3		2.730	X	1.050	=	2.866	
S4		3.080	X	2.700	=	8.316	
SHC		1.120	X	1.250	=	1.400	
TOTAL						51.609	
TOTAL F.A.R AREA CORRIDOR					=	75.236	

TOWER-3 & 11 AREA CALCULATION TOWARDS 10% ADDITIONAL F.A.R							
S.NO.	PARTICULARS					AREA (SQ.M)	
FIRE STAIRCASE AREA							
S1		4.730	X	2.350	=	11.110	
TOTAL FIRE STAIRCASE AREA					=	11.110	
LIFT LOBBY							
L1		4.700	X	1.350	=	10.203	
L2		2.420	X	1.350	=	3.267	
TOTAL LIFT LOBBY AREA					=	13.470	
CORRIDOR							
C1	1	X 1	X	1.350	=	1.350	
C2	1	X 1	X	1.350	=	1.350	
C3	1	X 1	X	1.350	=	1.350	
TOTAL CORRIDOR AREA					=	3.951	
PLUMBING SHAFT							
S2	1	X 1	X	1.400	=	1.400	
S3	1	X 1	X	1.050	=	1.050	
TOTAL PLUMBING SHAFT AREA					=	3.850	
F.H.C SHAFT							
S4		2.700	X	1.200	=	3.240	
TOTAL F.H.C SHAFT AREA					=	3.240	
ELECTRICAL SHAFT							
S5		1.050	X	0.750	=	0.788	
TOTAL ELECTRICAL SHAFT AREA					=	0.788	
S.H SHAFT							
S6		0.750	X	1.100	=	0.825	
TOTAL SH SHAFT AREA					=	0.825	
AREA SUBTRACTION							
STAIRCASE CUTOUT							
S1		1.120	X	1.250	=	1.400	
TOTAL STAIRCASE CUTOUT AREA					=	1.400	
TOTAL 10% ADDITIONAL F.A.R AREA						49.437	

TOWER -3 &11					
	GROUND COVERAGE	TOTAL	15 % AREA	NON F.A.R AREA	HEIGHT FL. LVL (MM)
GROUND FLOOR	812.934	529.103	58.802	67.199	(+) 1200
1st FLOOR		814.944	62.522	76.205	(+) 4250
2nd FLOOR		815.024	49.427	78.380	(+) 7300
3rd FLOOR		612.669	49.427	78.110	(+) 10350
4th FLOOR		612.669	49.427	78.110	(+) 13400
5th FLOOR		612.669	49.427	78.110	(+) 16450
6th FLOOR		612.669	49.427	78.110	(+) 19500
7th FLOOR		612.669	49.427	78.110	(+)22550
8th FLOOR		612.669	49.427	78.110	(+) 25600
9th FLOOR		612.669	49.427	78.110	(+) 28650
10th FLOOR		612.669	49.427	78.110	(+) 31700
11th FLOOR		612.669	49.427	78.110	(+) 34750
12th FLOOR		612.669	49.427	78.110	(+) 37800
12th A FLOOR		537.017	151.567	65.999	(+) 40850
14th FLOOR		597.613	52.277	75.927	(+) 44500
15th FLOOR		597.613	52.277	75.927	(+) 47550
16th FLOOR		597.613	52.277	75.927	(+) 50600
17th FLOOR		597.613	52.277	75.927	(+) 53650
18th FLOOR		597.613	52.277	75.927	(+) 56700
19th FLOOR		597.613	52.277	75.927	(+) 59750
20th FLOOR		597.613	52.277	75.927	(+) 62800
21ST FLOOR		597.613	52.277	75.927	(+) 65850
22ND FLOOR		597.613	52.277	75.927	(+) 68900
23RD FLOOR		351.384	40.584	15.768	(+) 71950
TERRACE				6.660	(+) 75000
MUMTY		0.080	77.663		(+) 78050
MACHINE ROOM & O.H.TANK		0.080	77.663		(+) 81150
TOTAL	812.534	14152.833	1483.059	1776.654	

F.A.R. COVERED AREA CALCULATION FOR UNIT- 3							
S.NO.	PARTICULARS					AREA (SQ.M)	
COVERED AREA OF UNIT 3							
1		1.800	X	0.400	=	4.353	
2		3.250	X	0.450	=	22.050	
3		4.550	X	0.500	=	27.600	
4		2.250	X	0.450	=	7.313	
5		1.000	X	1.000	=	9.250	
6		3.000	X	1.275	=	4.209	
7		1.900	X	2.375	=	4.512	
8		1.800	X	1.125	=	2.209	
9		0.975	X	1.530	=	3.328	
10		0.200	X	1.000	=	0.120	
11		0.200	X	0.600	=	0.180	
TOTAL FAR AREA - (A)						75.852	
NON F.A.R AREA OF BALCONY (B)= (Y1 + Y2 + Y3 + Y4 + Y5 + Y6 + Y7)							
Y1		2.000	X	1.000	=	2.675	
Y2		1.700	X	1.200	=	2.550	
Y3		2.000	X	1.000	=	2.040	
Y4		1.800	X	1.000	=	2.775	
Y5		0.300	X	0.100	=	0.030	
Y6		1.800	X	0.575	=	2.353	
Y7		1.800	X	0.100	=	0.194	
TOTAL (B) Y1 + Y2 + Y3 + Y4 + Y5 + Y6 + Y7)					=	11.852	
COVERAGE AREA FOR UNIT 3 = F.A.R. AREA + (B) NON F.A.R. AREA OF BALCONY							
1	(A) F.A.R. AREA				=	75.852	
2	(B) NON FAR AREA BALCONY				=	11.852	
TOTALUNIT COVERAGE AREA						87.504	

F.A.R. COVERED AREA CALCULATION FOR UNIT- 5							
S.NO.	PARTICULARS					AREA (SQ.M)	
COVERED AREA OF UNIT 5							
1		1.100	X	1.800	=	2.160	
2		3.000	X	6.225	=	18.675	
3		3.125	X	1.525	=	4.766	
4		8.500	X	4.250	=	36.125	
5		2.450	X	2.725	=	6.676	
6		0.100	X	1.500	=	0.150	
7		3.475	X	2.000	=	6.950	
8		0.800	X	0.800	=	0.640	
9		0.200	X	0.500	=	0.100	
TOTAL FAR AREA - (A)						62.092	
NON F.A.R AREA OF BALCONY (B)= (Y1 + Y2 + Y3 + Y4)							
Y1		2.800	X	1.800	=	3.675	
Y2		1.800	X	1.200	=	2.040	
Y3		2.100	X	1.000	=	2.052	
Y4		1.000	X	1.000	=	0.400	
TOTAL (B) Y1 + Y2 + Y3 + Y4)					=	8.473	
COVERAGE AREA FOR UNIT 5 = F.A.R. AREA + (B) NON F.A.R. AREA OF BALCONY							
1	(A) F.A.R. AREA				=	62.092	
2	(B) NON FAR AREA BALCONY				=	8.473	
TOTALUNIT COVERAGE AREA						70.564	

F.A.R. COVERED AREA CALCULATION FOR UNIT- 6							
S.NO.	PARTICULARS					AREA (SQ.M)	
COVERED AREA OF UNIT 6							
1		1.100	X	1.800	=	2.160	
2		3.000	X	6.225	=	18.675	
3		3.125	X	1.525	=	4.766	
4		8.500	X	4.250	=	36.125	
5		2.450	X	2.725	=	6.676	
6		0.100	X	1.500	=	0.150	
7		3.475	X	2.000	=	6.950	
8		0.800	X	0.800	=	0.640	
9		0.200	X	0.500	=	0.100	
10		0.200	X	1.400	=	0.280	
TOTAL FAR AREA - (A)						62.092	
NON F.A.R AREA OF BALCONY (B)= (Y1 + Y2 + Y3 + Y4)							
Y1		2.800	X	1.800	=	3.675	
Y2		1.800	X	1.200	=	2.040	
Y3		2.100	X	0.975	=	2.052	
Y4		1.800	X	1.000	=	2.775	
Y5		0.100	X	0.775	=	0.078	
TOTAL (B) Y1 + Y2 + Y3 + Y4 + Y5)					=	8.550	
COVERAGE AREA FOR UNIT 6 = F.A.R. AREA + (B) NON F.A.R. AREA OF BALCONY							
1	(A) F.A.R. AREA				=	62.234	
2	(B) NON FAR AREA BALCONY				=	8.550	
TOTALUNIT COVERAGE AREA						70.784	

F.A.R. COVERED AREA CALCULATION FOR UNIT- 14							
S.NO.	PARTICULARS					AREA (SQ.M)	
COVERED AREA OF UNIT 14							
1		1.100	X	1.800	=	2.160	
2		3.000	X	6.225	=	18.675	
3		3.125	X	1.525	=	4.766	
4		8.500	X	4.250	=	36.125	
5		2.450	X	2.725	=	6.676	
6		0.100	X	1.500	=	0.150	
7		3.475	X	2.000	=	6.950	
8		0.800	X	0.800	=	0.640	
9		0.200	X	0.500	=	0.100	
10		0.200	X	1.425	=	0.285	
TOTAL FAR AREA - (A)						62.234	
NON F.A.R AREA OF BALCONY (B)= (Y1 + Y2 + Y3 + Y4)							
Y1		2.800	X	1.800	=	3.675	
Y2		1.800	X	1.200	=	2.040	
Y3		2.100	X	0.975	=	2.052	
Y4		1.000	X	1.000	=	0.400	
TOTAL (B) Y1 + Y2 + Y3 + Y4)					=	8.473	
COVERAGE AREA FOR UNIT 14 = F.A.R. AREA + (B) NON F.A.R. AREA OF BALCONY							
1	(A) F.A.R. AREA				=	62.234	
2	(B) NON FAR AREA BALCONY				=	8.473	
TOTALUNIT COVERAGE AREA						70.707	

F.A.R. COVERED AREA CALCULATION FOR UNIT- 18							
S.NO.	PARTICULARS					AREA (SQ.M)	
COVERED AREA OF UNIT 18							
1		1.200	X	0.400	=	0.770	
2		3.200	X	6.400	=	20.480	
3		4.000	X	6.000	=	27.300	
4		2.250	X	0.850	=	1.913	
5		1.000	X	0.800	=	0.800	
6		3.000	X	1.275	=	4.209	
7		1.900	X	2.375	=	4.512	
8		1.800	X	1.425	=	2.565	
9		0.200	X	1.800	=	0.360	
10		0.200	X	0.800	=	0.160	
11		0.200	X	0.900	=	0.180	
12		0.200	X	1.400	=	0.280	
TOTAL FAR AREA - (A)						75.061	
NON F.A.R AREA OF BALCONY (B)= (Y1 + Y2 + Y3 + Y4 + Y5 + Y6 + Y7)							
Y1		2.800	X	1.800	=	3.675	
Y2		1.800	X	1.800	=	2.250	
Y3		0.300	X	0.800	=	0.120	
Y4		1.800	X	1.800	=	2.775	
Y5		0.200	X	0.100	=	0.005	
Y6		1.800	X	1.675	=	2.353	
TOTAL (B) Y1 + Y2 + Y3 + Y4 + Y5 + Y6 + Y7)					=	11.518	
COVERAGE AREA FOR UNIT 18 = F.A.R. AREA + (B) NON F.A.R. AREA OF BALCONY							
1	(A) F.A.R. AREA				=	75.061	
2	(B) NON FAR AREA BALCONY				=	11.518	
TOTALUNIT COVERAGE AREA						86.579	

NORTH POINT

NO. OF PRINTS	DATE	ISSUED TO	REMARKS
		Greater Noida Industrial Dev. Authority	

APPROVED
30/6/2015
Nitin Nar
(A.E.M. Arch.) (S.A.M. (Plng.))

OWNER SIGN
Starcity Real Estates Pvt. Ltd.
Director/Auth. Signatory

ARCHITECT SIGN

OWNER
M/S STARCITY REAL ESTATES PVT. LTD

SUBMISSION DRAWING

KEY PLAN

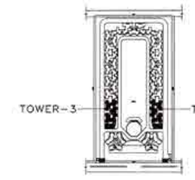

PROJECT

PROPOSED GROUP HOUSING FOR STARCITY REAL ESTATES PVT. LTD. AT PLOT NO: - GH-14A ,SECTOR- 01 GREATER NOIDA,(U.P.)

DATE	PROJECT INCH.	CHECKED BY
11-02-15	BALRAJ SINGH	BALRAJ SINGH
SCALE	DEALT BY	APPROVED BY
1:100	NITYA HUNKA	VISHAL SHARMA

DRAWING TITLE

TYPICAL FLOOR PLAN(3RD TO 12TH)

TOWER-3&11

ARCHITECTS

Confluence

S-29, GK-2 N.D-48,INDIA architecture
Ph: +91-11-29216006 Ph: +91-11-40984768 urban design
cca@inconfluence.com www.inconfluence.com hospitality
Member of IQBC ISO - 9001 : 2008 interiors

DRAWING NO. S-023

REVISION

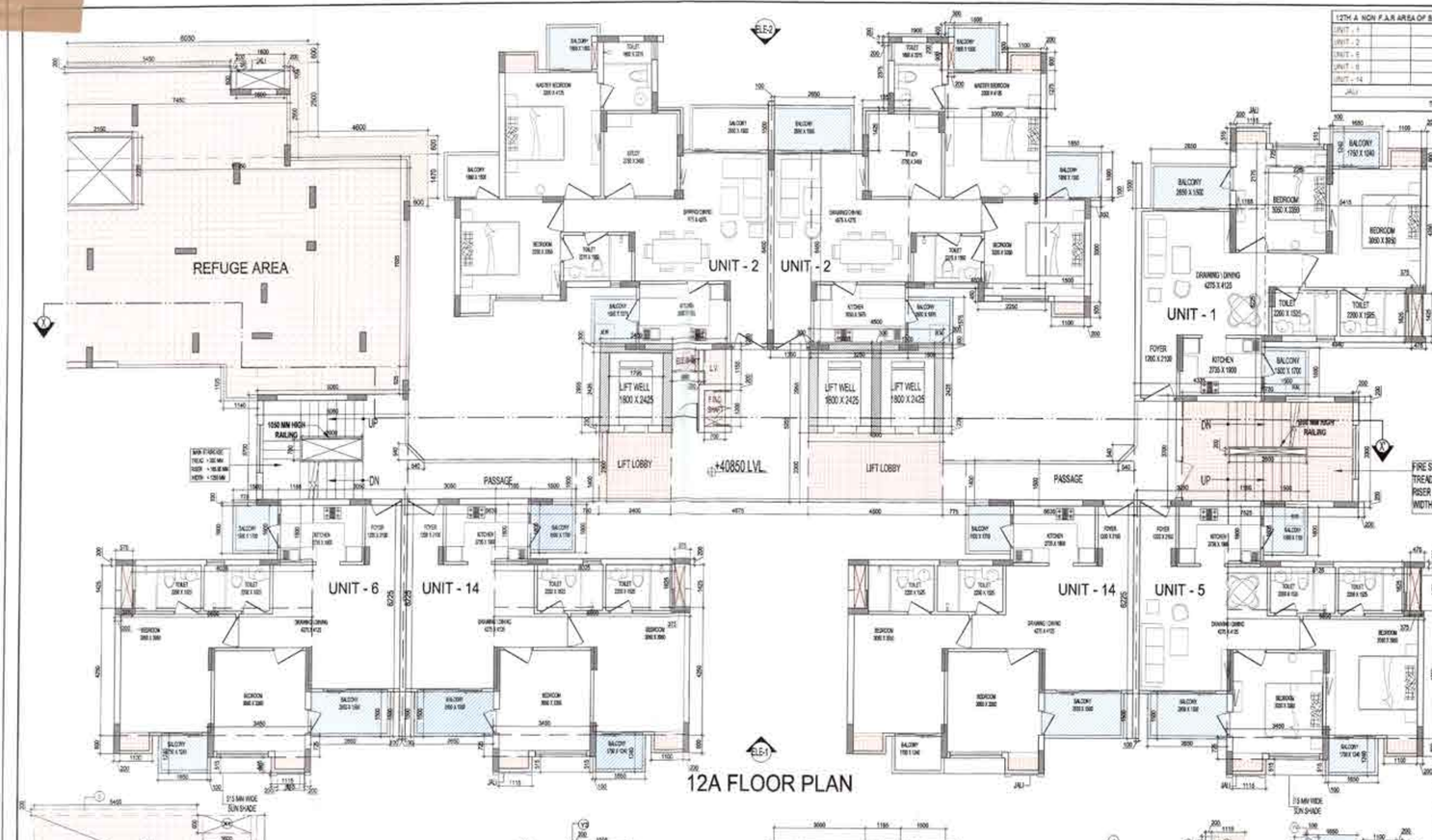

12A FLOOR PLAN

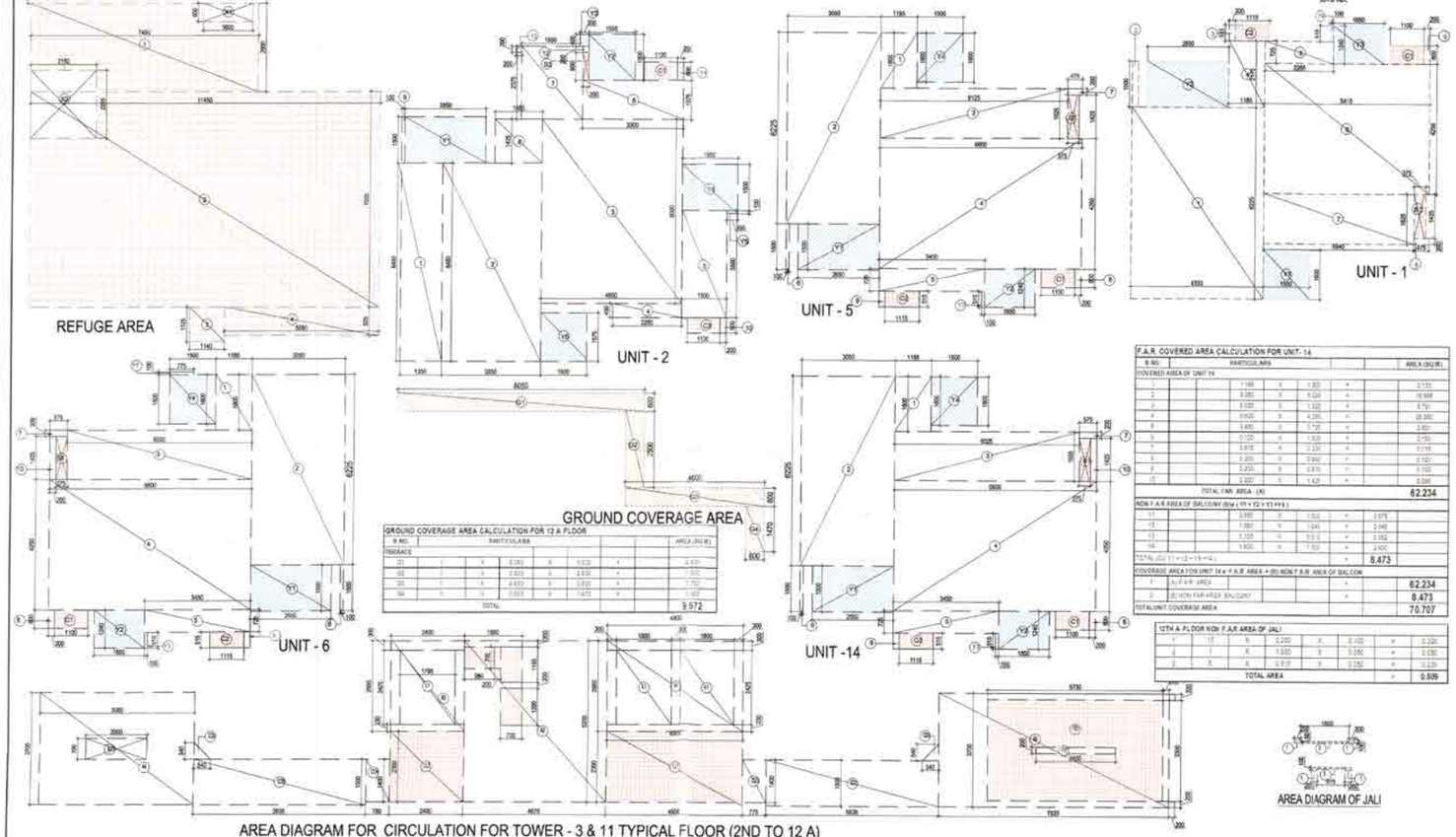

AREA DIAGRAM FOR CIRCULATION FOR TOWER - 3 & 11 TYPICAL FLOOR (2ND TO 12 A)

AREA DIAGRAM OF JALI

12TH A NON F.A.R AREA OF BALCONY							
UNIT - 1			8.473	X	1.000	=	8.473
UNIT - 2			11.525	X	2.000	=	23.050
UNIT - 5			8.473	X	1.000	=	8.473
UNIT - 6			8.550	X	1.000	=	8.550
UNIT - 14			8.473	X	2.000	=	16.945
JALI			0.908	X	1.000	=	0.908
TOTAL AREA						=	65.999

TOTAL F.A.R. AREA AT 12 A FLOOR							
S.NO.	PARTICULARS						AREA(SQ.M)
FAR AREA OF UNIT-1	=	62.864	X	1	=		62.864
FAR AREA OF UNIT-2	=	75.061	X	2	=		150.123
FAR AREA OF UNIT-5	=	62.092	X	1	=		62.092
FAR AREA OF UNIT-6	=	62.234	X	1	=		62.234
FAR AREA OF UNIT-14	=	62.234	X	2	=		124.468
FAR AREA OF CIRCULATION	=	75.236	X	1	=		75.236
TOTAL F.A.R AREA						=	537.017

F.A.R. COVERED AREA CALCULATION FOR UNIT- 5

S.NO.	PARTICULARS						AREA (SQ.M)
COVERED AREA OF UNIT 5							
1			1.188	X	1.950	=	2.316
2			3.050	X	3.225	=	10.000
3			5.125	X	1.625	=	8.953
4			5.500	X	4.200	=	23.100
5			2.400	X	0.725	=	1.740
6			2.125	X	1.900	=	4.038
7			2.475	X	0.200	=	0.495
8			2.200	X	0.600	=	1.320
9			2.200	X	0.615	=	1.353
TOTAL FAR AREA - (A)						=	62.092
NON F.A.R AREA OF BALCONY (B)= (Y1 + Y2 + Y3 +Y4)							
Y1			2.950	X	1.000	=	2.975
Y2			1.950	X	1.240	=	2.418
Y3			3.100	X	0.919	=	2.852
Y4			1.500	X	1.000	=	1.500
TOTAL (Y1 + Y2 + Y3 +Y4)						=	8.473
COVERAGE AREA FOR UNIT 5 = F.A.R. AREA + (B) NON F.A.R. AREA OF BALCONY							
1	A) F.A.R. AREA					=	62.092
2	B) NON FAR AREA BALCONY					=	8.473
TOTAL UNIT COVERAGE AREA							70.564

TOWER- 3 & 11 F.A.R. COVERED AREA CALCULATION FOR CIRCULATION AREA

S.NO.	PARTICULARS						AREA(SQ.M)
A1			4.550	X	2.850	=	12.968
A2			4.575	X	5.275	=	24.127
A3			2.400	X	2.950	=	7.080
A4			5.950	X	2.725	=	16.124
A5			7.525	X	3.725	=	27.543
B01			5.150	X	1.550	=	8.483
C03	3	X	0.8	X	2.940	=	7.056
C03			2.775	X	1.425	=	3.953
C04			2.750	X	1.425	=	3.919
C05			5.525	X	1.500	=	8.288
C06		2	X	0.200	X	0.500	=	2.000
D1			4.500	X	2.500	=	11.250
D2			2.425	X	2.500	=	6.063
TOTAL F.A.R AREA CORRIDOR						=	126.845
AREA SUBTRACTION							
LIFT WELL							
L1	3	X	1.800	X	2.425	=	13.095
LIFT LOBBY							
LL1			4.500	X	2.200	=	10.380
LL2			2.400	X	2.200	=	5.520
STAIRCASE CUTOUT							
FS1			2.250	X	0.725	=	1.631
FIRE STAIRCASE							
FS1			5.750	X	3.300	=	18.975
SHAFT							
S1			2.700	X	1.125	=	3.038
S2			3.450	X	2.700	=	9.315
R.W.C			1.750	X	1.225	=	2.144
TOTAL							51.609
TOTAL F.A.R AREA CORRIDOR						=	75.236

TOWER-3 & 11 AREA CALCULATION TOWARDS 15% ADDITIONAL F.A.R

S.NO.	PARTICULARS						AREA (SQ.M)
FIRE STAIRCASE AREA							
FS1			5.750	X	3.300	=	18.975
TOTAL FIRE STAIRCASE AREA						=	18.975
LIFT LOBBY							
LL1			4.500	X	2.200	=	10.380
LL2			2.400	X	2.200	=	5.520
TOTAL LIFT LOBBY AREA						=	15.870
CUPBOARDS							
C1	1	X	1.100	X	0.850	=	0.935
C2	5	X	1.115	X	0.615	=	3.571
C3	2	X	1.100	X	0.500	=	1.100
TOTAL CUPBOARDS AREA						=	5.591
PLUMBING SHAFT							
S1	5	X	0.575	X	1.425	=	3.872
S2	2	X	0.200	X	0.600	=	0.240
TOTAL PLUMBING SHAFT AREA						=	5.032
F.H.C SHAFT							
FHC			1.750	X	1.225	=	2.144
TOTAL F.H.C SHAFT AREA						=	2.144
ELECTRICAL SHAFT							
E1			0.900	X	0.700	=	0.630
TOTAL ELECTRICAL SHAFT AREA						=	0.630
LV SHAFT							
LV			0.700	X	1.125	=	0.788
TOTAL LV SHAFT AREA						=	0.788
AREA SUBTRACTION							
STAIRCASE CUTOUT							
FS1			2.500	X	0.200	=	0.500
TOTAL STAIRCASE CUTOUT AREA						=	0.500
TOTAL							48.217
REFUGE AREA							
1	3	X	7.450	X	0.900	=	20.808
2	3	X	11.450	X	1.000	=	32.490
3	3	X	3.150	X	0.725	=	7.369
4	3	X	6.200	X	0.625	=	11.625
5	3	X	0.450	X	0.250	=	0.338
TOTAL							109.594
SUBTRACTION							
S1	3	X	1.500	X	0.600	=	2.880
S2	3	X	2.150	X	0.625	=	4.134
							9.744
TOTAL REFUGE AREA							103.351
TOTAL 15% ADDITIONAL F.A.R AREA							151.567

F.A.R. COVERED AREA CALCULATION FOR UNIT- 6

S.NO.	PARTICULARS						AREA (SQ.M)
COVERED AREA OF UNIT 6							
1			1.188	X	1.950	=	2.316
2			3.050	X	3.225	=	10.000
3			5.125	X	1.625	=	8.797
4			5.500	X	4.200	=	23.100
5			2.400	X	0.725	=	1.740
6			2.125	X	1.900	=	4.038
7			2.475	X	0.200	=	0.495
8			2.200	X	0.600	=	1.320
9			2.200	X	0.615	=	1.353
10			2.200	X	1.425	=	3.135
TOTAL FAR AREA - (A)						=	62.234
NON F.A.R AREA OF BALCONY (B)= (Y1 + Y2 + Y3 +Y4)							
Y1			2.950	X	1.000	=	2.975
Y2			1.950	X	1.240	=	2.418
Y3			3.100	X	0.919	=	2.852
Y4			1.500	X	1.000	=	1.500
TOTAL (Y1 + Y2 + Y3 +Y4)						=	8.550
COVERAGE AREA FOR UNIT 6 = F.A.R. AREA + (B) NON F.A.R. AREA OF BALCONY							
1	(A) F.A.R. AREA					=	62.234
2	(B) NON FAR AREA BALCONY					=	8.550
TOTAL UNIT COVERAGE AREA							70.784

F.A.R. COVERED AREA CALCULATION FOR UNIT- 1

S.NO.	PARTICULARS						AREA (SQ.M)
COVERED AREA OF UNIT 1							
1			9.338	X	5.225	=	48.800
2			3.050	X	1.800	=	5.490
3			3.000	X	2.975	=	8.925
4			1.338	X	2.175	=	2.911
5			2.200	X	0.725	=	1.595
6			9.475	X	4.400	=	41.690
7			4.840	X	1.600	=	7.744
8			3.475	X	0.200	=	0.695
9			0.300	X	0.600	=	0.180
TOTAL FAR AREA - (A)						=	62.864
NON F.A.R AREA OF BALCONY (B)= (Y1 + Y2 + Y3 + Y4)							
Y1			2.950	X	1.000	=	2.975
Y2			2.000	X	1.200	=	2.400
Y3			1.000	X	1.240	=	1.240
Y4			0.150	X	2.510	=	0.383
TOTAL (B) Y1 + Y2 + Y3 + Y4)						=	8.473
COVERAGE AREA FOR UNIT 1 = F.A.R. AREA + (B) NON F.A.R. AREA OF BALCONY							
1	A) F.A.R. AREA					=	62.864
2	B) NON FAR AREA BALCONY					=	8.473
TOTAL UNIT COVERAGE AREA							71.337

F.A.R. COVERED AREA CALCULATION FOR UNIT- 2

S.NO.	PARTICULARS						AREA (SQ.M)
COVERED AREA OF UNIT 2							
1			1.000	X	3.450	=	3.700
2			3.050	X	3.450	=	10.500
3			4.800	X	3.100	=	14.880
4			2.200	X	1.000	=	2.200
5			1.500	X	2.000	=	3.000
6			0.200	X	1.275	=	0.255
7			1.800	X	2.275	=	4.095
8			1.050	X	1.425	=	1.496
9			0.200	X	1.800	=	0.360
10			0.200	X	1.850	=	0.370
11			0.200	X	2.900	=	0.580
12	E	X	0.200	X	0.300	=	0.060
TOTAL FAR AREA - (A)						=	75.061
NON F.A.R AREA OF BALCONY (B)= (Y1 + Y2 + Y3 + Y4 + Y5)							
Y1			0.800	X	1.800	=	0.918
Y2			1.800	X	1.800	=	3.060
Y3			0.200	X	3.400	=	0.680
Y4			1.800	X	1.800	=	2.916
Y5			0.800	X	0.800	=	0.768
Y6			1.800	X	1.875	=	3.375
TOTAL (B) Y1 + Y2 + Y3 + Y4 + Y5 + Y6)						=	11.525
COVERAGE AREA FOR UNIT 2 = F.A.R. AREA + (B) NON F.A.R. AREA OF BALCONY							
1	A) F.A.R. AREA					=	75.061
2	B) NON FAR AREA BALCONY					=	11.525
TOTAL UNIT COVERAGE AREA							86.586

F.A.R. COVERED AREA CALCULATION FOR UNIT- 14

S.NO.	PARTICULARS						AREA (SQ.M)
COVERED AREA OF UNIT 14							
1			1.188	X	1.950	=	2.316
2			3.050	X	3.225	=	10.000
3			5.125	X	1.625	=	8.797
4			5.500	X	4.200	=	23.100
5			2.400	X	0.725	=	1.740
6			2.125	X	1.900	=	4.038
7			2.475	X	0.200	=	0.495
8			2.200	X	0.600	=	1.320
9			2.200	X	0.615	=	1.353
10			2.200	X	1.425	=	3.135
TOTAL FAR AREA - (A)						=	62.234
NON F.A.R AREA OF BALCONY (B)= (Y1 + Y2 + Y3 +Y4)							
Y1			2.950	X	1.000	=	2.975
Y2			1.950	X	1.240	=	2.418
Y3			3.100	X	0.919	=	2.852
Y4			1.500	X	1.000	=	1.500
TOTAL (B) Y1 + Y2 + Y3 +Y4)						=	8.473
COVERAGE AREA FOR UNIT 14 = F.A.R. AREA + (B) NON F.A.R. AREA OF BALCONY							
1	A) F.A.R. AREA					=	62.234
2	B) NON FAR AREA BALCONY					=	8.473
TOTAL UNIT COVERAGE AREA							70.707

GROUND COVERAGE AREA CALCULATION FOR 12 A FLOOR

S.NO.	PARTICULARS						AREA (SQ.M)
TERRACE							
G1	1	X	0.300	X	10.625	=	3.188
G2	1	X	2.600	X	3.600	=	9.360
G3	1	X	4.600	X	5.825	=	26.795
G4	1	X	2.600	X	1.475	=	3.835
TOTAL							9.972

12TH A FLOOR NON F.A.R AREA OF JALI

1	12	X	0.200	X	0.100	=	0.220
2	1	X	1.500	X	0.200	=	0.330
3	5	X	0.915	X	0.250	=	0.229
TOTAL AREA						=	0.509

TOWER -3 &11					
	GROUND COVERAGE	TOTAL	15 % AREA	NON F.A.R AREA	HEIGHT FL. LVL (MM)
GROUND FLOOR	812.534	529.103	58.882	67.199	(+) 1200
1st FLOOR		614.944	62.522	79.205	(+) 4250
2nd FLOOR		615.024	49.427	78.380	(+) 7300
3rd FLOOR		612.669	49.427	78.110	(+) 10350
4th FLOOR		612.669	49.427	78.110	(+) 13400
5th FLOOR		612.669	49.427	78.110	(+) 16450
6th FLOOR		612.669	49.427	78.110	(+) 19500
7th FLOOR		612.669	49.427	78.110	(+)22550
8th FLOOR		612.669	49.427	78.110	(+) 25600
9th FLOOR		612.669	49.427	78.110	(+) 28650
10th FLOOR		612.669	49.427	78.110	(+) 31700
11th FLOOR		612.669	49.427	78.110	(+) 34750
12th FLOOR		612.669	49.427	78.110	(+) 37800
12th A FLOOR		537.017	151.567	65.999	(+) 40850
14th FLOOR		597.613	52.277	75.927	(+) 44500
15th FLOOR		597.613	52.277	75.927	(+) 47550
16th FLOOR		597.613	52.277	75.927	(+) 50600
17th FLOOR		597.613	52.277	75.927	(+) 53650
18th FLOOR		597.613	52.277	75.927	(+) 56700
19th FLOOR		597.613	52.277	75.927	(+) 59750
20th FLOOR		597.613	52.277	75.927	(+) 62800
21ST FLOOR		597.613	52.277	75.927	(+) 65850
22ND FLOOR		597.613	52.277	75.927	(+) 68900
23RD FLOOR		351.384	40.584	15.768	(+) 71950
TERRACE				8.660	(+) 75000
MUMTY		0.080	77.663		(+) 78050
MACHINE ROOM & O.H.TANK		0.080	77.663		(+) 81150
TOTAL	812.534	14152.833	1483.059	1776.654	

NORTH POINT

NO. OF PRINTS	DATE	ISSUED TO	REMARKS

Greater Noida Industrial Dev. Authority
APPROVED
30/06/2015
Nitin Hunka
U.D.M.
Asst. Arch
S.M. (Plng.)

OWNER SIGN
For Starcity Real Estates Pvt. Ltd.
Director/Auth. Signatory

ARCHITECT SIGN

OWNER
M/S STARCITY REAL ESTATES PVT. LTD

SUBMISSION DRAWING

KEY PLAN

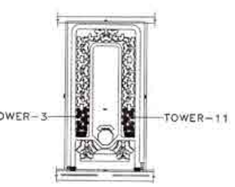

PROJECT

PROPOSED GROUP HOUSING FOR STARCITY REAL ESTATES PVT. LTD. AT PLOT NO:- GH-14A ,SECTOR- 01 GREATER NOIDA,(U.P.)

DATE	PROJECT INCH.	CHECKED BY
11-02-15	BALRAJ SINGH	BALRAJ SINGH
SCALE	DEALT BY	APPROVED BY
1:100	NITYA HUNKA	VISHAL SHARMA

DRAWING TITLE

12 A FLOOR PLAN

TOWER-3&11

ARCHITECTS

Confluence

S- 29, DK-2 N.D-48,INDIA architecture | Ph- +91-11-29216008 Ph- +91-11-46564768 Urban design | info@inconfluence.com www.inconfluence.com Hospitality | Member of IGBC ISO - 9001 : 2000 Interior

DRAWING NO. S-024

REVISION

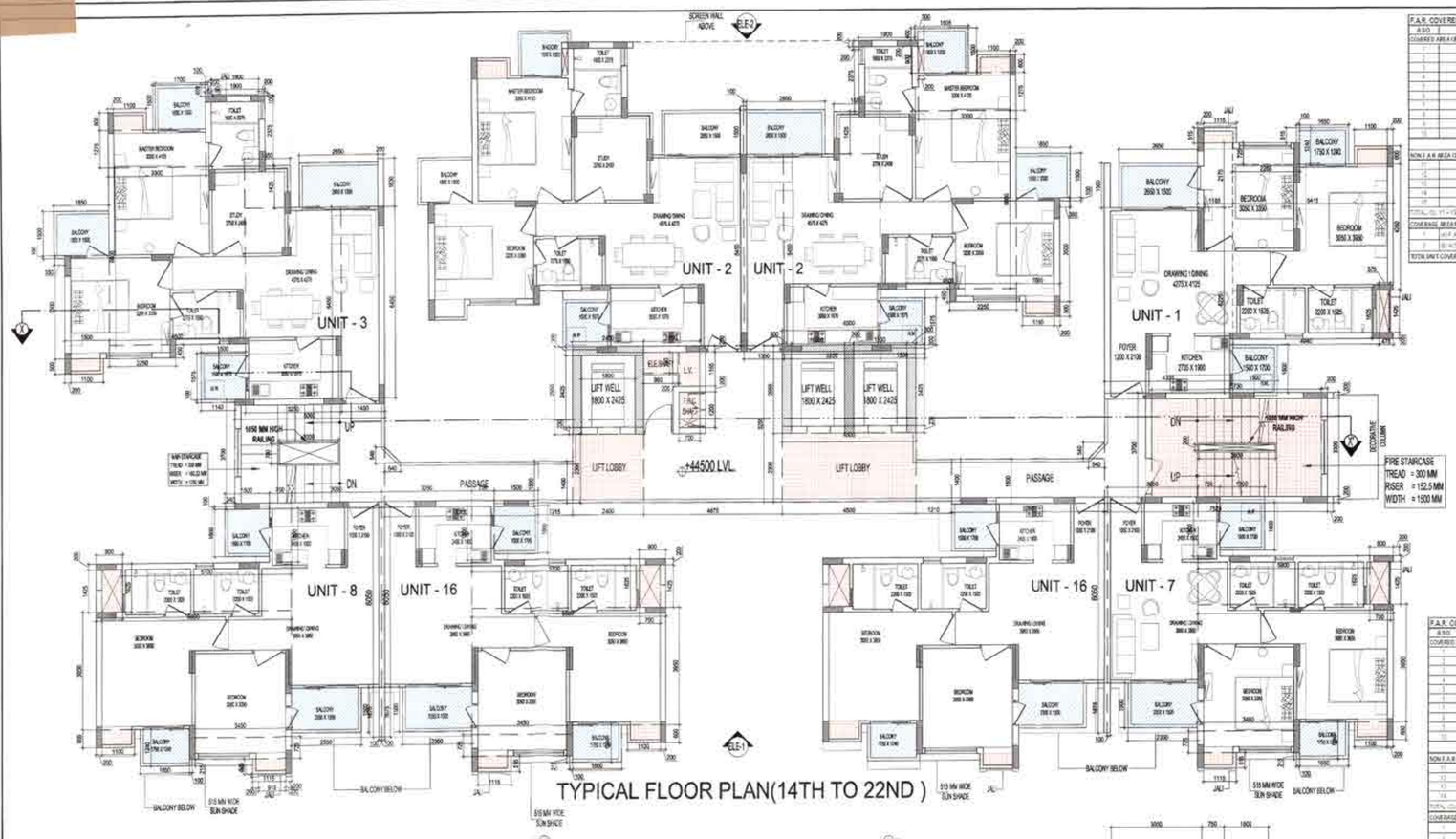

TYPICAL FLOOR PLAN(14TH TO 22ND)

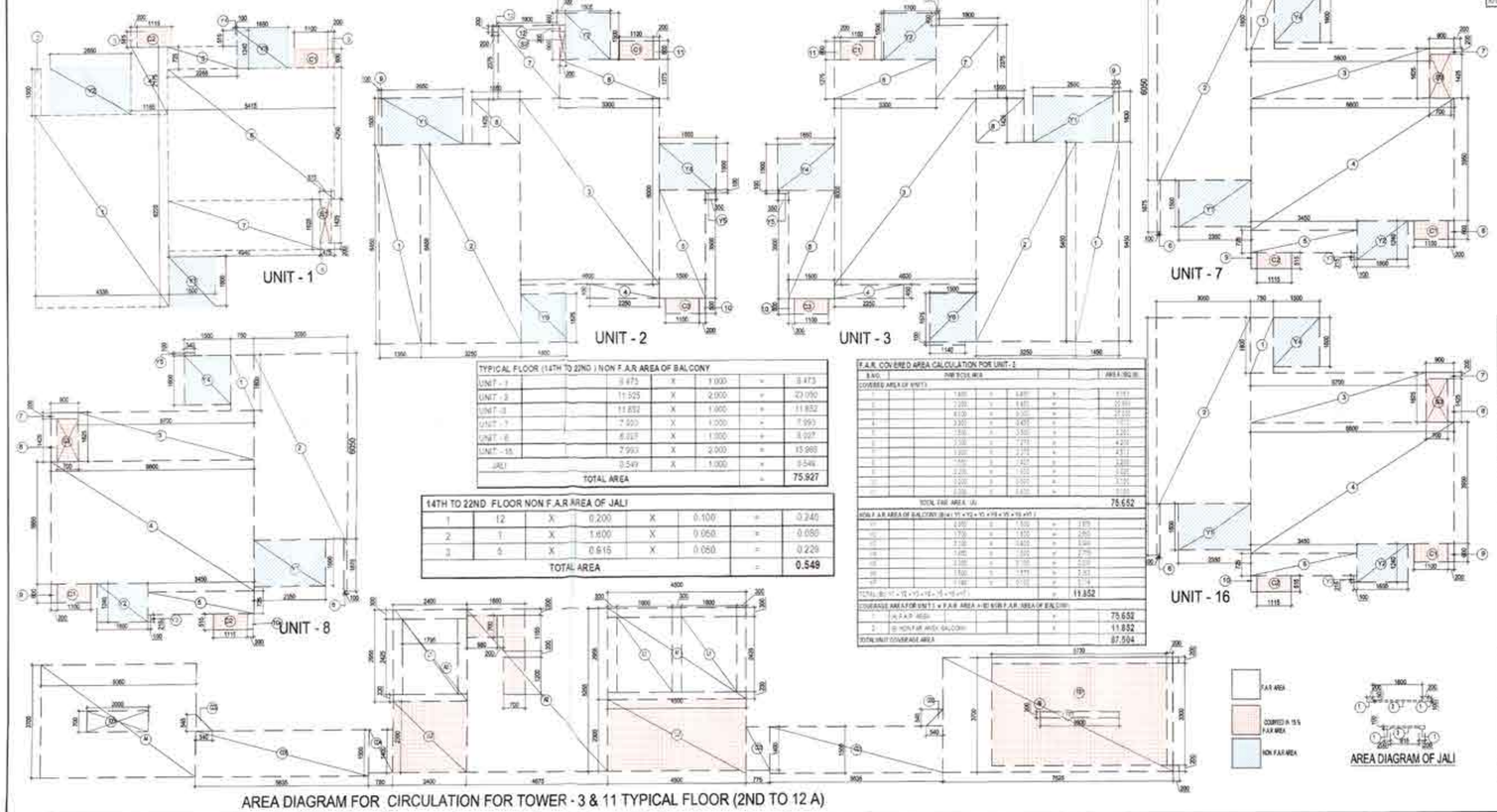

AREA DIAGRAM FOR CIRCULATION FOR TOWER - 3 & 11 TYPICAL FLOOR (2ND TO 12 A)

AREA DIAGRAM OF JALI

TYPICAL FLOOR (14TH TO 22ND) NON F.A.R AREA OF BALCONY						
UNIT - 1	0.473	X	1.000	=	0.473	
UNIT - 2	11.525	X	2.000	=	23.050	
UNIT - 3	11.852	X	1.000	=	11.852	
UNIT - 7	7.993	X	1.000	=	7.993	
UNIT - 8	8.027	X	1.000	=	8.027	
UNIT - 16	7.993	X	2.000	=	15.986	
JALI	0.549	X	1.000	=	0.549	
TOTAL AREA				=	75.927	

14TH TO 22ND FLOOR NON F.A.R AREA OF JALI							
1	12	X	0.200	X	0.100	=	0.240
2	1	X	1.600	X	0.050	=	0.080
3	5	X	0.615	X	0.060	=	0.229
TOTAL AREA						=	0.549

F.A.R. COVERED AREA CALCULATION FOR UNIT- 8

S.NO.	PARTICULARS						AREA (SQ.M)
COVERED AREA OF UNIT (I)							
1		2.750	X	1.800	=		4.950
2		3.350	X	6.050	=		19.893
3		3.750	X	1.925	=		7.219
4		3.600	X	2.825	=		10.170
5		2.400	X	6.725	=		16.140
6		3.100	X	1.875	=		5.813
7		3.300	X	0.900	=		2.970
8		3.200	X	1.425	=		4.560
9		3.200	X	0.900	=		2.880
10		3.200	X	0.875	=		2.800
TOTAL F.A.R. AREA - (A)						=	76.451
NON F.A.R AREA OF BALCONY (B)= (Y1 + Y2 + Y3 +Y4 +Y5)							
Y1		2.250	X	1.500	=	3.375	
Y2		1.400	X	2.300	=	3.220	
Y3		1.100	X	2.275	=	2.503	
Y4		1.500	X	1.900	=	2.850	
Y5		3.400	X	0.750	=	2.550	
TOTAL (B) Y1 + Y2 + Y3 + Y4 +Y5 =						=	14.498
COVERAGE AREA FOR UNIT (A) = F.A.R. AREA + (B) NON F.A.R. AREA OF BALCONY							
1	(A) F.A.R. AREA					=	76.451
2	(B) NON F.A.R. AREA BALCONY					=	14.498
TOTAL UNIT COVERAGE AREA							90.949

F.A.R. COVERED AREA CALCULATION FOR UNIT- 16

S.NO.	PARTICULARS						AREA (SQ.M)
COVERED AREA OF UNIT(I)							
1		2.750	X	1.800	=		4.950
2		3.350	X	6.050	=		19.893
3		3.750	X	1.925	=		7.219
4		3.600	X	2.825	=		10.170
5		2.400	X	6.725	=		16.140
6		3.100	X	1.875	=		5.813
7		3.300	X	0.900	=		2.970
8		3.200	X	1.425	=		4.560
9		3.200	X	0.900	=		2.880
10		3.200	X	0.875	=		2.800
TOTAL F.A.R. AREA - (A)						=	76.451
NON F.A.R AREA OF BALCONY (B)= (Y1 + Y2 + Y3 +Y4)							
Y1		2.250	X	1.500	=	3.375	
Y2		1.400	X	2.300	=	3.220	
Y3		1.100	X	2.275	=	2.503	
Y4		1.500	X	1.900	=	2.850	
TOTAL (B) Y1 + Y2 + Y3 + Y4 =						=	11.948
COVERAGE AREA FOR UNIT (A) = F.A.R. AREA + (B) NON F.A.R. AREA OF BALCONY							
1	(A) F.A.R. AREA					=	76.451
2	(B) NON F.A.R. AREA BALCONY					=	11.852
TOTAL UNIT COVERAGE AREA							87.504

F.A.R. COVERED AREA CALCULATION FOR UNIT- 7

S.NO.	PARTICULARS						AREA (SQ.M)
COVERED AREA OF UNIT(I)							
1		1.750	X	1.800	=		3.150
2		1.350	X	6.050	=		16.470
3		3.600	X	1.925	=		6.930
4		3.600	X	2.825	=		10.170
5		2.400	X	6.725	=		16.140
6		3.100	X	1.875	=		5.813
7		3.300	X	0.900	=		2.970
8		3.200	X	0.900	=		2.880
9		3.200	X	0.875	=		2.800
TOTAL F.A.R. AREA - (A)						=	58.349
NON F.A.R AREA OF BALCONY (B)= (Y1 + Y2 + Y3 +Y4)							
Y1		2.250	X	1.500	=	3.375	
Y2		1.400	X	2.300	=	3.220	
Y3		1.100	X	2.275	=	2.503	
Y4		1.500	X	1.900	=	2.850	
TOTAL (B) Y1 + Y2 + Y3 + Y4 =						=	11.948
COVERAGE AREA FOR UNIT (A) = F.A.R. AREA + (B) NON F.A.R. AREA OF BALCONY							
1	(A) F.A.R. AREA					=	58.349
2	(B) NON F.A.R. AREA BALCONY					=	7.993
TOTAL UNIT COVERAGE AREA							66.342

F.A.R. COVERED AREA CALCULATION FOR UNIT- 1

S.NO.	PARTICULARS						AREA (SQ.M)
COVERED AREA OF UNIT(I)							
1		4.500	X	5.225	=		23.505
2		2.350	X	1.800	=		4.230
3		4.300	X	0.875	=		3.763
4		1.150	X	4.175	=		4.801
5		2.300	X	0.725	=		1.667
6		5.100	X	4.275	=		21.803
7		4.900	X	1.425	=		6.982
8		0.475	X	0.250	=		0.119
9		0.350	X	0.800	=		0.280
TOTAL FAR AREA - (A)						=	62.864
NON F.A.R AREA OF BALCONY (B)= (Y1 + Y2 + Y3 + Y4)							
Y1		1.500	X	1.500	=	2.250	
Y2		0.850	X	1.800	=	1.530	
Y3		1.050	X	1.200	=	1.260	
Y4		0.100	X	2.315	=	0.232	
TOTAL (B) Y1 + Y2 + Y3 + Y4 =						=	5.473
COVERAGE AREA FOR UNIT (A) = F.A.R. AREA + (B) NON F.A.R. AREA OF BALCONY							
1	(A) F.A.R. AREA					=	62.864
2	(B) NON F.A.R. AREA BALCONY					=	8.473
TOTAL UNIT COVERAGE AREA							71.337

F.A.R. COVERED AREA CALCULATION FOR UNIT- 2

S.NO.	PARTICULARS						AREA (SQ.M)
COVERED AREA OF UNIT(I)							
1		1.850	X	3.450	=		6.378
2		2.350	X	3.450	=		8.108
3		4.600	X	6.000	=		27.600
4		2.350	X	3.450	=		8.108
5		1.850	X	3.450	=		6.383
6		3.300	X	1.275	=		4.208
7		1.500	X	2.575	=		3.863
8		1.850	X	1.425	=		2.636
9		2.350	X	1.900	=		4.465
10		2.350	X	0.900	=		2.115
11		2.350	X	0.900	=		2.115
12	2	X	0.250	X	0.250	=	0.250
TOTAL FAR AREA - (A)						=	75.061
NON F.A.R AREA OF BALCONY (B)= (Y1 + Y2 + Y3 + Y4 + Y5 + Y6)							
Y1		2.350	X	1.500	=	3.525	
Y2		1.800	X	1.800	=	3.240	
Y3		2.350	X	0.450	=	1.058	
Y4		1.850	X	1.300	=	2.405	
Y5		2.350	X	0.900	=	2.115	
Y6		1.500	X	1.575	=	2.363	
TOTAL (B) Y1 + Y2 + Y3 + Y4 + Y5 + Y6 =						=	14.706
COVERAGE AREA FOR UNIT (A) = F.A.R. AREA + (B) NON F.A.R. AREA OF BALCONY							
1	(A) F.A.R. AREA					=	75.061
2	(B) NON F.A.R. AREA BALCONY					=	11.525
TOTAL UNIT COVERAGE AREA							86.586

TOTAL F.A.R. AREA AT TYPICAL FLOOR (14TH FL. LVL TO 22ND FL. LVL)

S.NO.	PARTICULARS						AREA (SQ.M)
FAR AREA OF UNIT-1		62.864	X	1	=		62.864
FAR AREA OF UNIT-2		75.061	X	2	=		150.122
FAR AREA OF UNIT-3		76.451	X	1	=		76.451
FAR AREA OF UNIT-7		58.349	X	1	=		58.349
FAR AREA OF UNIT-8		58.492	X	1	=		58.492
FAR AREA OF UNIT-16		90.949	X	2	=		181.898
FAR AREA OF CIRCULATION		75.146	X	1	=		75.146
TOTAL F.A.R. AREA					=		597.613

TOWER- 3 & 11 F.A.R. COVERED AREA CALCULATION FOR CIRCULATION AREA

S.NO.	PARTCULARS						AREA(SQ.M)
A1			4.500	X	2.985	=	13.238
A2			4.275	X	0.814	=	3.479
A3			3.400	X	2.185	=	7.430
A4			3.000	X	3.750	=	11.250
A5			7.525	X	3.750	=	27.843
CD1			9.200	X	0.850	=	7.820
CD2	2	X	3.8	X	0.540	=	3.888
CD3			1.210	X	1.600	=	1.936
CD4			1.215	X	1.400	=	1.701
CD5			9.200	X	0.850	=	7.820
CD6		3	X	0.200	X	0.200	=	0.080
JALI			4.500	X	0.300	=	1.350
			3.400	X	0.300	=	1.020
TOTAL F.A.R AREA CORRIDOR						=	126.758
AREA SUBTRACTION							
LIFT WELL							
LW	3	X	1.800	X	2.425	=	13.095
LIFT LOBBY							
LL1			4.500	X	2.300	=	10.350
LL2			2.400	X	2.300	=	5.520
STAIRCASE CUTOUT							
AW1			2.000	X	0.750	=	1.500
FIRE STAIRCASE							
FS1			8.730	X	2.300	=	18.500
SHAFT							
LIF			0.750	X	1.100	=	0.825
EL			0.940	X	0.750	=	0.705
FHC			0.750	X	0.800	=	0.600
TOTAL							51.609
TOTAL F.A.R AREA CORRIDOR						=	75.149

TOWER-3 & 11 AREA CALCULATION TOWARDS 18% ADDITIONAL F.A.R

S.NO.	PARTICULARS						AREA (SQ.M)
FIRE STAIRCASE AREA							
FS1			8.730	X	2.300	=	18.500
TOTAL FIRE STAIRCASE AREA						=	18.500
LIFT LOBBY							
LL1			4.500	X	2.300	=	10.350
LL2			2.400	X	2.300	=	5.520
TOTAL LIFT LOBBY AREA						=	15.870
CUPBOARDS							
CB1		6	X	1.100	X	0.600	=	3.960
CB2		6	X	1.115	X	0.575	=	3.771
CB3		6	X	1.100	X	0.600	=	3.960
TOTAL CUPBOARDS AREA						=	11.691
PLUMBING SHAFT							
B1	1	X	3.275	X	1.425	=	4.664
B2	2	X	0.600	X	0.600	=	0.360
B3	6	X	0.700	X	1.425	=	5.985
TOTAL PLUMBING SHAFT AREA						=	11.009
F.H.C SHAFT							
FHC			0.750	X	1.200	=	0.900
TOTAL F.H.C SHAFT AREA						=	0.900
ELECTRICAL SHAFT							
EL			1.960	X	0.150	=	0.294
TOTAL ELECTRICAL SHAFT AREA						=	0.294
LV SHAFT							
LV			0.700	X	1.150	=	0.805
TOTAL LV SHAFT AREA						=	0.805
AREA SUBTRACTION							
STAIRCASE CUTOUT							
AW1			2.500	X	0.200	=	0.500
TOTAL STAIRCASE CUTOUT AREA						=	0.500
TOTAL 18% ADDITIONAL F.A.R AREA							52.277

TOWER -3 &11

	GROUND COVERAGE	TOTAL	15 % AREA	NON F.A.R AREA	HEIGHT FL. LVL (MM)
GROUND FLOOR	812.534	929.103	58.882	67.199	(+) 1200
1st FLOOR		614.944	62.522	78.205	(+) 4250
2nd FLOOR		615.024	49.427	78.380	(+) 7300
3rd FLOOR		612.669	49.427	78.110	(+) 10350
4th FLOOR		612.669	49.427	78.110	(+) 13400
5th FLOOR		612.669	49.427	78.110	(+) 16450
6th FLOOR		612.669	49.427	78.110	(+) 19500
7th FLOOR		612.669	49.427	78.110	(+)22550
8th FLOOR		612.669	49.427	78.110	(+) 25600
9th FLOOR		612.669	49.427	78.110	(+) 28650
10th FLOOR		612.669	49.427	78.110	(+) 31700
11th FLOOR		612.669	49.427	78.110	(+) 34750
12th FLOOR		612.669	49.427	78.110	(+) 37800
12th A FLOOR		537.017	151.567	65.999	(+) 40850
14th FLOOR		597.613	52.277	75.927	(+) 44500
15th FLOOR		597.613	52.277	75.927	(+) 47550
16th FLOOR		597.613	52.277	75.927	(+) 50600
17th FLOOR		597.613	52.277	75.927	(+) 53650
18th FLOOR		597.613	52.277	75.927	(+) 56700
19th FLOOR		597.613	52.277	75.927	(+) 59750
20th FLOOR		597.613	52.277	75.927	(+) 62800
21ST FLOOR		597.613	52.277	75.927	(+) 65850
22ND FLOOR		597.613	52.277	75.927	(+) 68900
23RD FLOOR		351.384	40.584	15.768	(+) 71950
TERRACE				6.861	(+) 75000
MUMTY		0.080	77.653		(+) 78050
MACHINE ROOM & O.H.TANK		0.080	77.653		(+) 81150
TOTAL	812.534	14152.833	1483.059	1776.654	

NORTH POINT

NO. OF PRINTS	DATE	ISSUED TO	REMARKS

APPROVED
Vide Letter No. BP-343/SE/NOIDA/2015-3475 dated 30/12/2015
Subject to Deviation as given
Noida Development Authority
D.G.M. (Plng & Arch)
Asstt. Arch.
Sr. Manager (Plng & Arch)
S.M. (Plng)

OWNER SIGN

For Starcity Real Estates Pvt. Ltd.
Director/Auth. Signatory

ARCHITECT SIGN

OWNER

M/S STARCITY REAL ESTATES PVT. LTD

SUBMISSION DRAWING

KEY PLAN

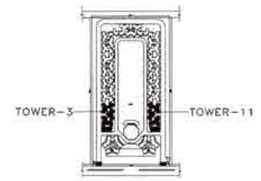

PROJECT

PROPOSED GROUP HOUSING FOR STARCITY REAL ESTATES PVT. LTD. AT PLOT NO: - GH-14A ,SECTOR- 01 GREATER NOIDA,(U.P.)

DATE	PROJECT INCH.	CHECKED BY
11-02-15	BALRAJ SINGH	BALRAJ SINGH
SCALE	DEALT BY	APPROVED BY
1:100	NITYA HUNKA	VISHAL SHARMA

DRAWING TITLE

TYPICAL FLOOR PLAN (14TH TO 22ND)

TOWER-3&11

ARCHITECTS

Confluence

S-29, GK-2 N.D-48,INDIA — Ph- +91-11-29210000 Ph- +91-11-40564788 — ccs@inconfluence.com www.inconfluence.com — Member of ISBC ISO - 9001 : 2000

architecture urban design hospitality interiors

DRAWING NO.

S-025

REVISION

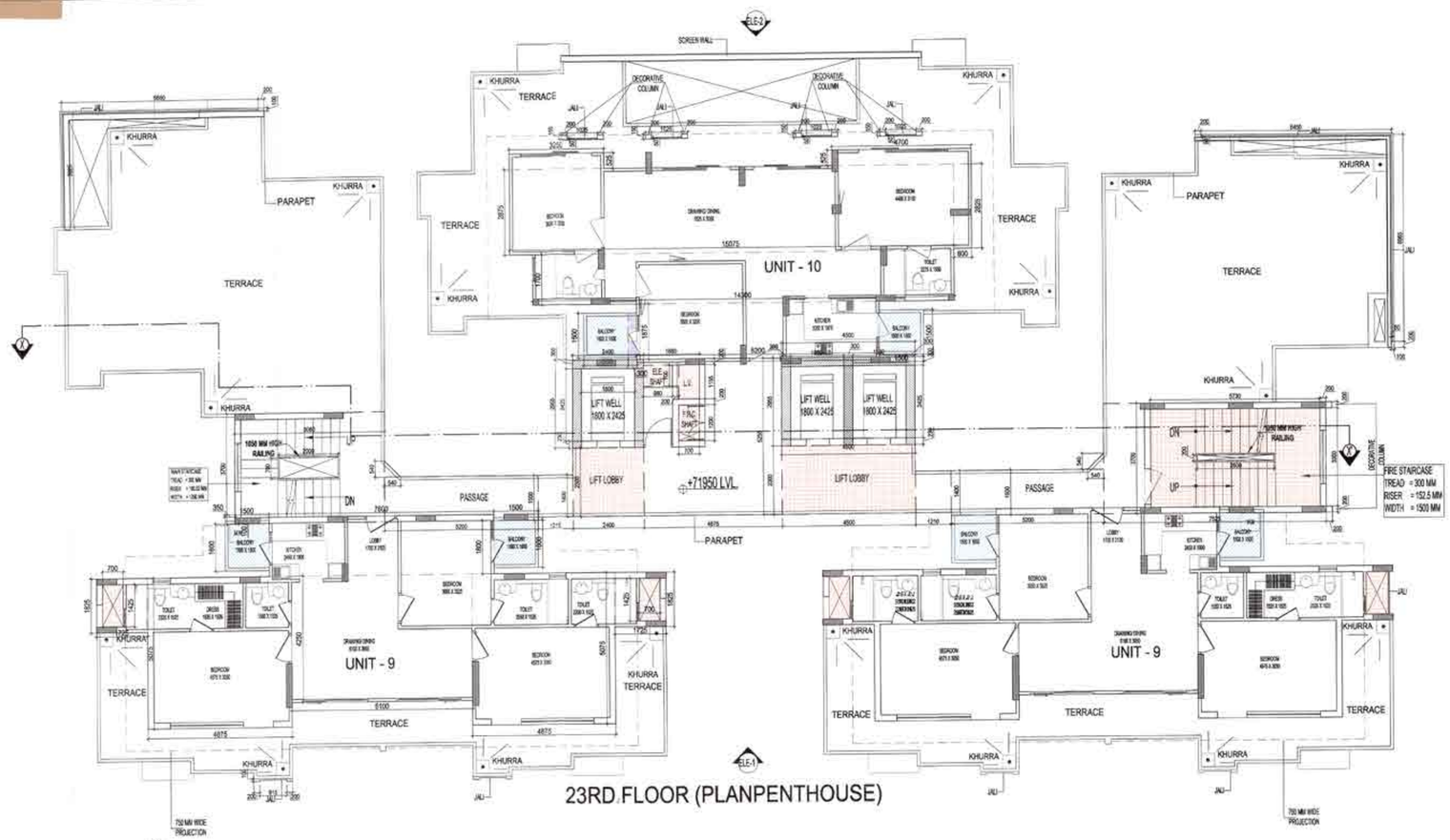

23RD FLOOR (PLANPENTHOUSE)

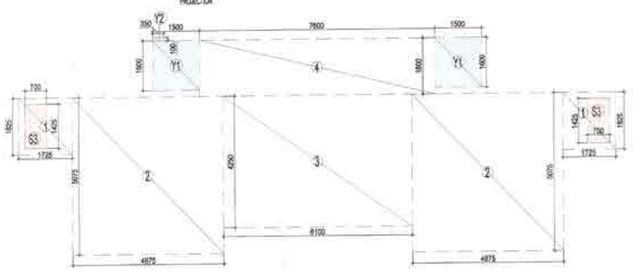

AREA DIAGRAM OF UNIT - 9

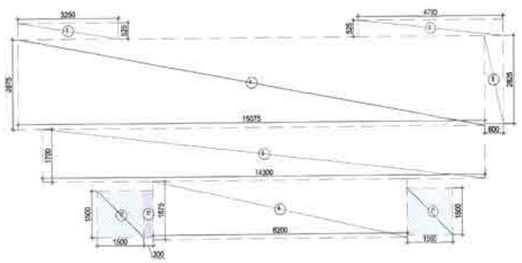

AREA DIAGRAM OF UNIT - 10

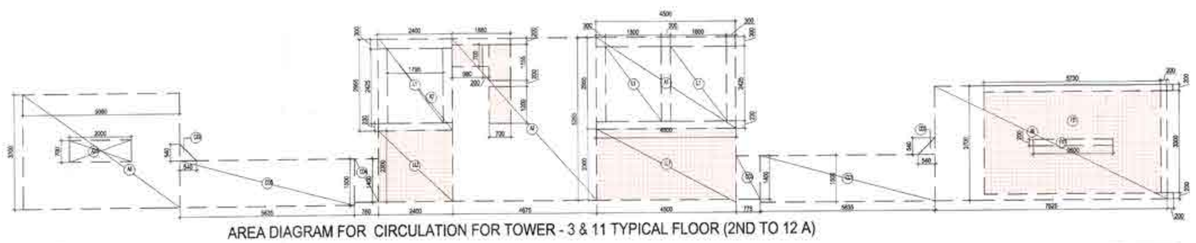

AREA DIAGRAM FOR CIRCULATION FOR TOWER - 3 & 11 TYPICAL FLOOR (2ND TO 12 A)

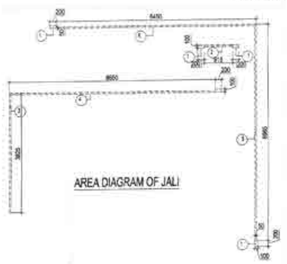

AREA DIAGRAM OF JALI

TOTAL F.A.R. AREA AT 23RD FLOOR							
S.NO.		PARTICULARS					AREA(S.Q.M)
FAR AREA OF UNIT-9	=	93.388	X	2	=		186.775
FAR AREA OF UNIT-10	=	89.014	X	1	=		89.014
DECORATIVE COLUMN & JALI AREA	=	0.445	X	1	=		0.445
FAR AREA OF CIRCULATION	=	75.149	X	1	=		75.149
TOTAL F.A.R AREA					=		351.384

TOWER- 3 & 11 F.A.R. COVERED AREA CALCULATION FOR CIRCULATION AREA										
S.NO.	PARTICULARS									AREA(S.Q.M)
A1					4.500	X	2.955	=		13.298
A2					4.875	X	5.255	=		24.567
A3					2.400	X	2.956	=		7.092
A4					5.060	X	3.700	=		18.722
A5					7.525	X	3.700	=		27.843
CO1					5.200	X	1.500	=		7.800
CO2	2	X	0.5	X	0.540	X	0.540	=		0.292
CO3					1.210	X	1.400	=		1.694
CO4					1.215	X	1.400	=		1.701
CO5					5.200	X	1.500	=		7.800
CO6			2	X	0.200	X	0.200	=		0.080
LL1					4.500	X	2.300	=		10.350
LL2					2.400	X	2.300	=		5.520
TOTAL F.A.R AREA CORRIDOR								=		126.758
AREA SUBTRACTION										
LIFT WELL										
L1			3	X	1.800	X	2.425	=		13.095
LIFT LOBBY										
LL1					4.605	X	2.300	=		10.350
LL2					2.400	X	2.300	=		5.520
STAIRCASE CUTOUT										
XX1					2.000	X	0.700	=		1.400
FIRE STAIRCASE										
FS1					5.730	X	3.300	=		18.909
SHAFT										
LV					0.700	X	1.155	=		0.809
EL					0.980	X	0.700	=		0.686
FHC					0.700	X	1.200	=		0.840
TOTAL										51.609
TOTAL F.A.R AREA CORRIDOR								=		75.149

TOWER-3 & 11 AREA CALCULATION TOWARDS 15% ADDITIONAL F.A.R (23RD Floor)								
S.NO.	PARTICULARS							AREA (S.Q.M)
FIRE STAIRCASE AREA								
FS1			5.730	X	3.300	=		18.909
TOTAL FIRE STAIRCASE AREA						=		18.909
LIFT LOBBY								
LL1			4.500	X	2.300	=		10.350
LL2			2.400	X	2.300	=		5.520
TOTAL LIFT LOBBY AREA						=		15.870
PLUMBING SHAFT								
S3	4	X	0.700	X	1.425	=		3.990
TOTAL PLUMBING SHAFT AREA						=		3.990
F.H.C SHAFT								
FHC			0.700	X	1.200	=		0.840
TOTAL F.H.C SHAFT AREA						=		0.840
ELECTRICAL SHAFT								
EL			0.980	X	0.700	=		0.686
TOTAL ELECTRICAL SHAFT AREA						=		0.686
LV SHAFT								
LV			0.700	X	1.155	=		0.809
TOTAL LV SHAFT AREA						=		0.809
AREA SUBTRACTION								
STAIRCASE CUTOUT								
FX1			2.600	X	0.200	=		0.520
TOTAL STAIRCASE CUTOUT AREA						=		0.520
TOTAL 15% ADDITIONAL F.A.R AREA								40.584

F.A.R. COVERED AREA CALCULATION FOR UNIT-10 (PENTHOUSE)								
S.NO.	PARTICULARS							AREA (S.Q.M)
COVERED AREA OF UNIT 10								
1			3.250	X	0.525	=		1.706
2			4.700	X	0.520	=		2.444
3			0.600	X	2.825	=		1.695
4			15.075	X	2.875	=		43.341
5			14.300	X	1.700	=		24.310
6			8.200	X	1.875	=		15.375
TOTAL FAR AREA - (A)						=		88.894
F.A.R. AREA OF BALCONY (B) 4X1/2								
X1			0.300	X	1.600	=		0.480
TOTAL (B)						=		0.120
TOTAL F.A.R AREA (A+B)								
1	F.A.R. AREA (A)					=		88.894
2	TOTAL (B)					=		0.120
TOTAL F.A.R. AREA						=		89.014
NON F.A.R. AREA								
Y1	2	X	1.500	X	1.500	=		4.500
TOTAL						=		4.500
TOTAL COVERAGE AREA OF UNIT - 10								
1	F.A.R. AREA					=		88.894
2	TOTAL BALCONY AREA OF (B) X2					=		0.480
3	NON FAR AREA					=		4.500
TOTAL COVERAGE AREA						=		93.874

F.A.R. COVERED AREA CALCULATION FOR UNIT- 9 (PENTHOUSE)								
S.NO.	PARTICULARS							AREA (S.Q.M)
COVERED AREA OF UNIT 9								
1	2	X	1.725	X	1.825	=		6.296
2	3	X	4.875	X	3.075	=		49.481
3			6.100	X	4.250	=		25.925
4			7.600	X	1.800	=		13.680
TOTAL FAR AREA - (A)								95.383
SUBTRACTION NON F.A.R AREA								
S2	2	X	0.700	X	1.425	=		1.995
TOTAL AREA								93.388
NON F.A.R AREA OF BALCONY (B)								
Y1	2	X	1.500	X	1.600	=		4.800
Y2	1	X	0.350	X	0.100	=		0.035
TOTAL AREA (B)						=		4.835
COVERAGE AREA FOR UNIT 9 = F.A.R. AREA (A)+ (B) NON F.A.R. AREA OF BALCONY								
1	(A) F.A.R. AREA					=		93.388
2	(B) NON FAR AREA BALCONY					=		4.835
TOTAL UNIT COVERAGE AREA								98.223

TOWER -3 &11					
	GROUND COVERAGE	TOTAL	15 % AREA	NON F.A.R AREA	HEIGHT F.L. LVL (MM)
GROUND FLOOR	812.534	529.103	58.882	67.199	(+) 1200
1st FLOOR		614.944	62.522	78.205	(+) 4250
2nd FLOOR		615.024	49.427	78.380	(+) 7300
3rd FLOOR		612.669	49.427	78.110	(+) 10350
4th FLOOR		612.669	49.427	78.110	(+) 13400
5th FLOOR		612.669	49.427	78.110	(+) 16450
6th FLOOR		612.669	49.427	78.110	(+) 19500
7th FLOOR		612.669	49.427	78.110	(+)22550
8th FLOOR		612.669	49.427	78.110	(+) 25600
9th FLOOR		612.669	49.427	78.110	(+) 28650
10th FLOOR		612.669	49.427	78.110	(+) 31700
11th FLOOR		612.669	49.427	78.110	(+) 34750
12th FLOOR		612.669	49.427	78.110	(+) 37800
12th A FLOOR		537.017	151.567	65.999	(+) 40850
14th FLOOR		597.613	52.277	75.927	(+) 44500
15th FLOOR		597.613	52.277	75.927	(+) 47550
16th FLOOR		597.613	52.277	75.927	(+) 50600
17th FLOOR		597.613	52.277	75.927	(+) 53650
18th FLOOR		597.613	52.277	75.927	(+) 56700
19th FLOOR		597.613	52.277	75.927	(+) 59750
20th FLOOR		597.613	52.277	75.927	(+) 62800
21ST FLOOR		597.613	52.277	75.927	(+) 65850
22ND FLOOR		597.613	52.277	75.927	(+) 68900
23RD FLOOR		351.384	40.584	15.788	(+) 71950
TERRACE				6.660	(+) 75000
MUMTY		0.080	77.663		(+) 78050
MACHINE ROOM & O.H.TANK		0.080	77.663		(+) 81150
TOTAL	812.534	14152.833	1483.059	1776.654	

23RD FLOOR NON F.A.R AREA							
UNIT - 9			4.835	X	2.000	=	9.670
UNIT - 10			4.500	X	1.000	=	4.500
JALI			1.598	X	1.000	=	1.598
TOTAL AREA						=	15.768

23RD FLOOR NON F.A.R AREA OF JALI							
1	11	X	0.200	X	0.100	=	0.220
2	4	X	0.915	X	0.050	=	0.183
3	1	X	3.825	X	0.050	=	0.191
4	1	X	6.660	X	0.050	=	0.333
5	1	X	6.965	X	0.050	=	0.348
6	1	X	6.450	X	0.050	=	0.323
TOTAL AREA						=	1.598

DECORATIVE COLUMN & JALI AREA CALCULATION FOR F.A.R AREA AT (23RD FLOOR)								
S.NO.	PARTICULARS							AREA (S.Q.M)
TERRACE								
1	8	X	0.200	X	0.150	=		0.240
2	4	X	1.025	X	0.050	=		0.205
TOTAL								0.445

F.A.R AREA
COUNTED IN 15% F.A.R AREA
NON F.A.R AREA
AREA COUNTED IN ONE FOURTH F.A.R

NORTH POINT

NO. OF PRINTS	DATE	ISSUED TO	REMARKS

Approved by Dev. Authority
APPROVED
Ref 3195/64/185674 Dated 30/06/2015
Signed by Dated
D.G.M. (Plng. & Arch.)
Gen. Manager (Plng. & Arch.)
Asstt. Arch.
Sr. Arch. (Plng.)

OWNER SIGN
For Starcity Real Estates Pvt. Ltd.
Director/Auth. Signatory

ARCHITECT SIGN

OWNER
M/S STARCITY REAL ESTATES PVT. LTD

SUBMISSION DRAWING

KEY PLAN

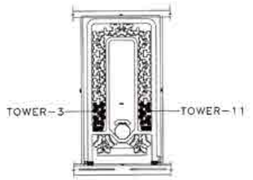

PROJECT

PROPOSED GROUP HOUSING FOR STARCITY REAL ESTATES PVT. LTD. AT PLOT NO:- GH-14A ,SECTOR- 01 GREATER NOIDA,(U.P.)

DATE	PROJECT INCH.	CHECKED BY
11-02-15	BALRAJ SINGH	BALRAJ SINGH
SCALE	DEALT BY	APPROVED BY
1:100	NITYA HUNKA	VISHAL SHARMA

DRAWING TITLE

23 RD FLOOR PLAN

TOWER-3&11

ARCHITECTS

Confluence

S-26, GK-2 N.D.48,INDIA architecture
Ph.-91-11-29216006 Fx.-91-11-40564768 urban design
cce@inconfluence.com www.inconfluence.com hospitality
Member of IGBC ISO - 9001 : 2000 interiors

DRAWING NO. S-026

REVISION

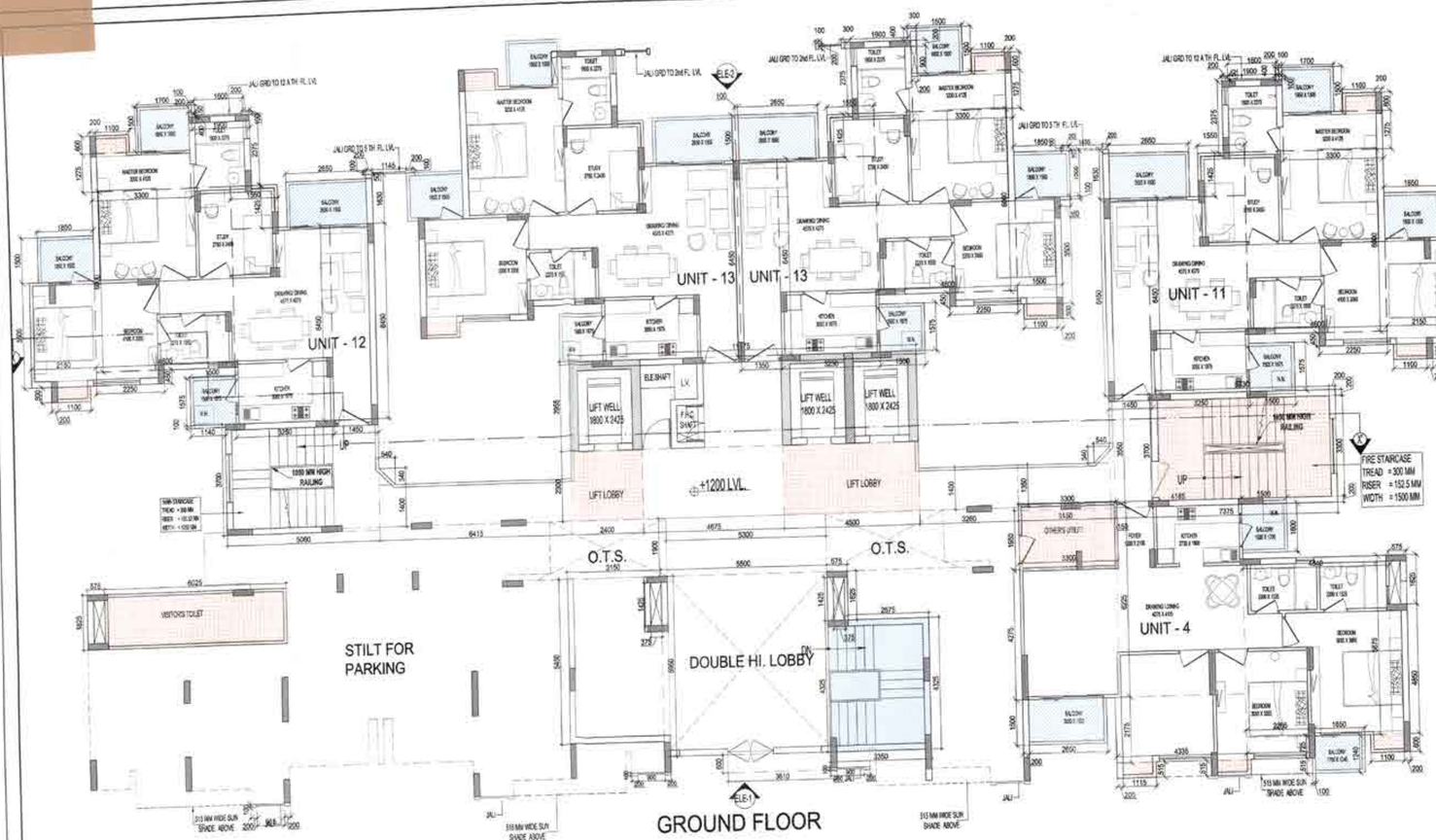

TOTAL F.A.R. AREA AT GROUND FLOOR							
S.NO.		PARTICULARS					AREA(SQ.M)
FAR AREA OF UNIT-11	=	77.967	X	1.000	=		77.967
FAR AREA OF UNIT-13	=	75.101	X	2.000	=		150.203
FAR AREA OF UNIT-12	=	77.967	X	1.000	=		77.967
FAR AREA OF UNIT-4	=	84.014	X	1.000	=		84.014
FAR AREA OF CIRCULATION & ENTRANCE LOBBY		154.953	X	1.000	=		154.953
TOTAL F.A.R AREA					=		545.104

FAR AREA
COUNTED IN F.A.R AREA
NON F.A.R AREA

TOWER- 4,5,9 & 10 F.A.R. COVERED AREA CALCULATION FOR CIRCULATION AREA AT GROUND FLOOR

S.NO	PARTICULARS								AREA(SQ.M)
1				7.375	X	3.750	=		27.656
2	1.2	X	0.5	0.840	X	2.840	=		2.385
3				2.840	X	2.840	=		8.066
4				3.150	X	2.950	=		9.293
5				1.000	X	1.000	=		1.000
6				3.250	X	1.400	=		4.550
7				11.875	X	2.950	=		34.994
8				4.875	X	2.950	=		14.381
9				3.415	X	2.950	=		10.074
10				3.047	X	2.950	=		8.988
11				3.812	X	2.950	=		11.245
12	DOUBLE HT. ENTRANCE LOBBY			3.250	X	2.950	=		9.588
13				3.500	X	1.900	=		6.650
14				0.675	X	1.625	=		1.097
15	VISITORS TOILET CUTOUT			0.675	X	1.625	=		1.097
									173.862
F.A.R AREA CORRIDOR									
	SUBTRACTION								
F.A.R				5.750	X	3.300	=		18.975
									18.975
TOTAL F.A.R AREA CORRIDOR									154.953

AREA CALCULATION TOWARDS 10% ADDITIONAL F.A.R AT GROUND FLOOR

S.NO	PARTICULARS								AREA (SQ.M)
FIRE STAIRCASE AREA									
F.S.A				5.750	X	3.300	=		18.975
									18.975
TOTAL FIRE STAIRCASE AREA									
LIFT LOBBY									
LL1				3.300	X	4.800	=		15.840
LL2				3.300	X	2.400	=		8.920
									15.870
TOTAL LIFT LOBBY AREA									
CUPBOARDS									
C1	1	X	0.150	X	0.900	=			0.300
C2	2	X	0.150	X	0.675	=			0.405
C3	4	X	0.150	X	0.900	=			0.540
									0.540
TOTAL CUPBOARDS AREA									
VISITOR'S TOILET									
A			3.520	X	1.520	=			10.998
									10.998
OTHER'S UTILITY									
B			3.320	X	1.920	=			6.438
									6.438
TOTAL 10% ADDITIONAL F.A.R AREA FOR GROUND FLOOR									58.859

GROUND COVERAGE AREA

S.NO	PARTICULARS								AREA SQ.M
COVERED AREA OF UNIT-4 (SEE-4 FLOOR)	=	84.014	X	1	X		=		84.014
COVERED AREA OF UNIT-11 (SEE-4 FLOOR)	=	77.967	X	1	X		=		77.967
COVERED AREA OF UNIT-12 (SEE-4 FLOOR)	=	77.967	X	1	X		=		77.967
COVERED AREA OF UNIT-13 (SEE-4 FLOOR)	=	75.101	X	2	X		=		150.203
COVERED AREA OF VISITOR'S (SEE-4 FLOOR)	=	10.998	X	1	X		=		10.998
OTHER'S UTILITY	=	6.438	X	1	X		=		6.438
CUPBOARDS	=	0.540	X	1	X		=		0.540
FAR AREA CIRCULATION WITH 10%	=	58.859	X	1	X		=		58.859
GROUND COVERAGE AREA AT TERRACE FLOOR	=	0.000	X	1	X		=		0.000
GROUND COVERAGE AREA AT 4th FLOOR	=	84.014	X	1	X		=		84.014
GROUND COVERAGE AREA AT 3rd FLOOR	=	77.967	X	1	X		=		77.967
GROUND COVERAGE AREA AT 2nd FLOOR	=	77.967	X	1	X		=		77.967
GROUND COVERAGE AREA AT 1st FLOOR	=	75.101	X	2	X		=		150.203
GROUND COVERAGE AREA AT GROUND FLOOR	=	19.974	X	1	X		=		19.974
TOTAL							=		844.778

TOTAL STILT AREA (NON F.A.R)

S.NO	PARTICULARS								AREA SQ.M
TOTAL GROUND COVERAGE AREA									844.778
SUBTRACT									
UNIT-11	=	77.967	X	1	X		=		77.967
UNIT-13	=	75.101	X	2	X		=		150.203
UNIT-12	=	77.967	X	1	X		=		77.967
UNIT-4	=	84.014	X	1	X		=		84.014
OTHER'S UTILITY	=	6.438	X	1	X		=		6.438
CIRCULATION FAR AREA (GROUND FLOOR)	=	58.859	X	1	X		=		58.859
10% ADDITIONAL F.A.R FOR GROUND FLOOR	=	58.859	X	1	X		=		58.859
NON F.A.R AREA OF GROUND FLOOR	=	70.463	X	1	X		=		70.463
GROUND COVERAGE AREA AT TERRACE FLOOR	=	0.000	X	1	X		=		0.000
GROUND COVERAGE AREA AT 4th FLOOR	=	84.014	X	1	X		=		84.014
GROUND COVERAGE AREA AT 3rd FLOOR	=	77.967	X	1	X		=		77.967
GROUND COVERAGE AREA AT SECOND FLOOR	=	77.967	X	1	X		=		77.967
TOTAL							=		719.394
TOTAL STILT AREA							=		125.384

F.A.R. COVERED AREA CALCULATION FOR UNIT- 4

S.NO	PARTICULARS								AREA (SQ.M)
COVERED AREA OF UNIT 4									
1			2.200	X	4.275	=			14.105
2			2.200	X	1.800	=			3.960
3			4.325	X	2.175	=			9.409
4			4.195	X	5.225	=			20.942
5			4.940	X	3.675	=			18.425
6			2.200	X	0.725	=			1.595
7			0.575	X	4.850	=			2.789
8			0.575	X	1.625	=			0.934
9			3.200	X	0.525	=			1.680
10	2	X	0.200	X	0.510	=			0.204
									84.014
TOTAL FAR AREA - (A)									
NON F.A.R AREA OF BALCONY (B)= (Y1 + Y2 + Y3)									
Y1			2.850	X	1.100	=	3.575		
Y2			1.680	X	1.240	=	2.083		
Y3			3.100	X	0.815	=	2.526		
Y4			1.900	X	1.140	=	2.166		
TOTAL (B)= Y1 + Y2 + Y3 + Y4								=	8.473
COVERAGE AREA FOR UNIT 4 = F.A.R AREA + (B) NON F.A.R. AREA OF BALCONY									
1	A) F.A.R AREA							=	84.014
2	(B) NON FAR AREA BALCONY							=	8.473
TOTAL UNIT COVERAGE AREA									92.487

F.A.R. COVERED AREA CALCULATION FOR UNIT- 13

S.NO	PARTICULARS								AREA (SQ.M)
COVERED AREA OF UNIT 13									
1			1.850	X	4.450	=			8.232
2			1.850	X	4.450	=			8.232
3			4.825	X	4.275	=			20.631
4			2.200	X	1.800	=			3.960
5			4.325	X	2.175	=			9.409
6			4.195	X	5.225	=			21.921
7			4.940	X	3.675	=			18.155
8			2.200	X	0.725	=			1.595
9			0.575	X	4.850	=			2.789
10			0.575	X	1.625	=			0.934
11			3.200	X	0.525	=			1.680
12			0.200	X	0.510	=			0.102
13			0.200	X	0.510	=			0.102
14			0.200	X	0.510	=			0.102
15			0.200	X	0.510	=			0.102
TOTAL FAR AREA - (A)									75.101
NON F.A.R AREA OF BALCONY (B)									
16			2.850	X	1.100	=	3.135		
17			1.680	X	1.240	=	2.083		
18			3.100	X	0.815	=	2.526		
19			1.900	X	1.140	=	2.166		
TOTAL (B)= Y1 + Y2 + Y3 + Y4								=	9.910
COVERAGE AREA FOR UNIT 13 = F.A.R. AREA + (B) NON F.A.R. AREA OF BALCONY									
1	A) F.A.R AREA							=	75.101
2	(B) NON FAR AREA BALCONY							=	9.910
TOTAL UNIT COVERAGE AREA									85.010

F.A.R. COVERED AREA CALCULATION FOR UNIT- 11

S.NO	PARTICULARS								AREA (SQ.M)
COVERED AREA OF UNIT 11									
1			1.850	X	4.450	=			8.232
2			3.350	X	2.450	=			20.283
3			4.825	X	4.275	=			20.631
4			2.200	X	1.800	=			3.960
5			2.100	X	2.225	=			4.673
6			3.300	X	1.275	=			4.208
7			1.900	X	2.375	=			4.513
8			1.900	X	1.625	=			3.088
9			0.200	X	1.250	=			0.250
10			0.200	X	0.425	=			0.085
11			0.200	X	0.425	=			0.085
TOTAL FAR AREA - (A)									77.967
NON F.A.R AREA OF BALCONY (B)= (Y1 + Y2 + Y3 + Y4 + Y5)									
Y1			2.850	X	1.100	=	3.135		
Y2			1.750	X	1.150	=	2.013		
Y3			3.100	X	1.120	=	3.472		
Y4			1.900	X	1.110	=	2.109		
Y5			1.900	X	1.075	=	2.043		
TOTAL (B)= Y1 + Y2 + Y3 + Y4 + Y5								=	11.703
COVERAGE AREA FOR UNIT 11 = F.A.R. AREA + (B) NON F.A.R AREA OF BALCONY									
1	A) F.A.R AREA							=	77.967
2	(B) NON FAR AREA BALCONY							=	11.703
TOTAL UNIT COVERAGE AREA									89.670

F.A.R. COVERED AREA CALCULATION FOR UNIT- 12

S.NO	PARTICULARS								AREA (SQ.M)
COVERED AREA OF UNIT 12									
1			1.850	X	4.450	=			8.232
2			3.350	X	2.450	=			20.283
3			4.825	X	4.275	=			20.631
4			2.200	X	1.800	=			3.960
5			2.100	X	2.225	=			4.673
6			3.300	X	1.275	=			4.208
7			1.900	X	2.375	=			4.513
8			1.900	X	1.625	=			3.088
9			0.200	X	1.250	=			0.250
10			0.200	X	0.425	=			0.085
11			0.200	X	0.425	=			0.085
TOTAL FAR AREA - (A)									77.967
NON F.A.R AREA OF BALCONY (B)= (Y1 + Y2 + Y3 + Y4 + Y5)									
Y1			2.850	X	1.100	=	3.135		
Y2			1.750	X	1.150	=	2.013		
Y3			3.100	X	1.120	=	3.472		
Y4			1.900	X	1.110	=	2.109		
Y5			1.900	X	1.075	=	2.043		
TOTAL (B)= Y1 + Y2 + Y3 + Y4 + Y5								=	11.817
COVERAGE AREA FOR UNIT 12 = F.A.R. AREA + (B) NON F.A.R AREA OF BALCONY									
1	A) F.A.R AREA							=	77.967
2	(B) NON FAR AREA BALCONY							=	11.817
TOTAL UNIT COVERAGE AREA									89.784

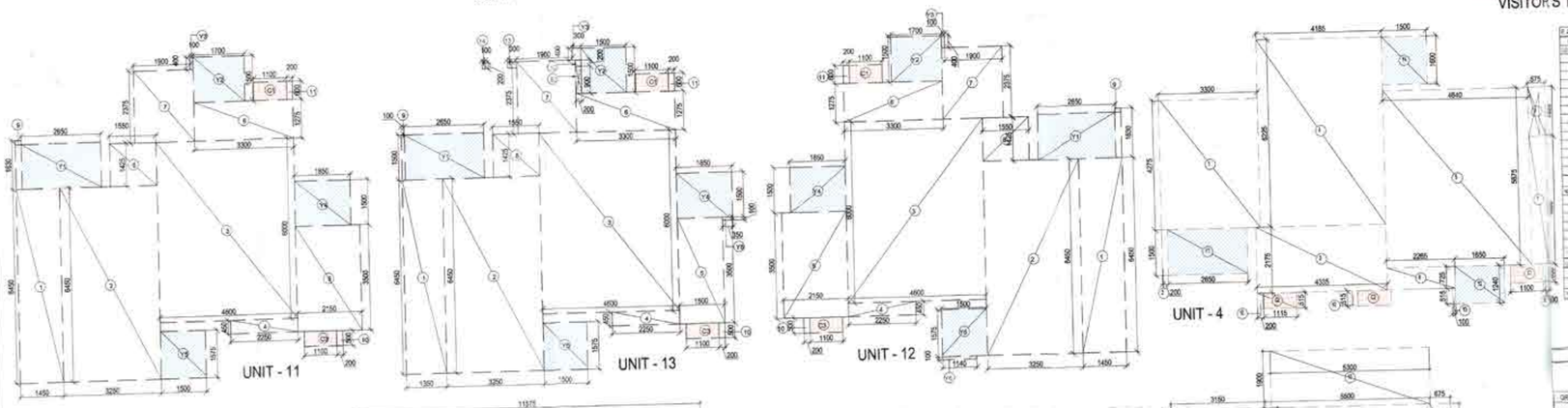

AREA DIAGRAM FOR CIRCULATION FOR TOWER - 4,5,9 & 10 GROUND FLOOR

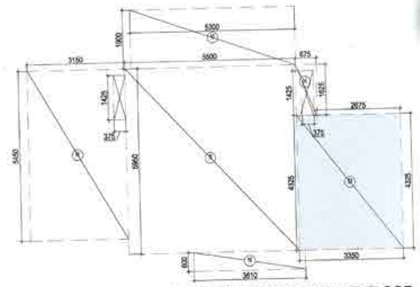

AREA DIAGRAM FOR DOUBLE HT. LOBBY GROUND FLOOR

GROUND FLOOR NON F.A.R AREA							
UNIT - 11			11.703	X	1.000	=	11.703
UNIT - 13			11.518	X	2.000	=	23.035
UNIT - 12			11.817	X	1.000	=	11.817
UNIT - 4			8.473	X	1.000	=	8.473
S1			8.350	X	4.325	=	14.489
JALI			0.948	X	1.000	=	3.945
TOTAL AREA						=	70.463

GROUND FLOOR NON F.A.R AREA OF JALI								
1	20	X	0.200	X	0.100	=	0.400
2	2	X	1.600	X	0.050	=	0.160
3	4	X	0.915	X	0.050	=	0.183
4	2	X	0.900	X	0.050	=	0.090
5	1	X	1.145	X	0.050	=	0.057
6	1	X	1.155	X	0.050	=	0.058
TOTAL AREA						=	0.948

AREA DIAGRAM OF JALI

NORTH POINT

NO. OF PRINTS	DATE	ISSUED TO	REMARKS

Greater Noida Industrial Dev. Authority
APPROVED
Letter No. / Date 30/06/2015
Valid up to Dated
Neeraj D.G.M. (Plng. & Arch.)
Gen. Manager (Plng. & Arch.)
Asstt. Arch.
S.M. (Plng.)

OWNER SIGN
For Starcity Real Estates Pvt. Ltd.
Director/Auth. Signatory

ARCHITECT SIGN

OWNER
M/S STARCITY REAL ESTATES PVT. LTD

SUBMISSION DRAWING

KEY PLAN

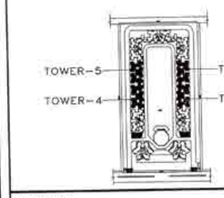

PROJECT

PROPOSED GROUP HOUSING FOR STARCITY REAL ESTATES PVT. LTD. AT PLOT NO: - GH-14A ,SECTOR- 01 GREATER NOIDA,(U.P.)

DATE	PROJECT INCH.	CHECKED BY
12-02-15	BALRAJ SINGH	BALRAJ SINGH
SCALE	DEALT BY	APPROVED BY
1:100	NITYA HUNKA	VISHAL SHARMA

DRAWING TITLE

GROUND FLOOR PLAN

TOWER-4,5,9&10

ARCHITECTS

Confluence

E-29, GK-2 N.D-48,INDIA architecture
Ph: +91-11-26916000 Ph: +91-11-40564756 urban design
cos@inconfluence.com www.inconfluence.com hospitality
Member of IQA ISO - 9001 : 2 interiors

DRAWING NO.
S-031

REVISIO

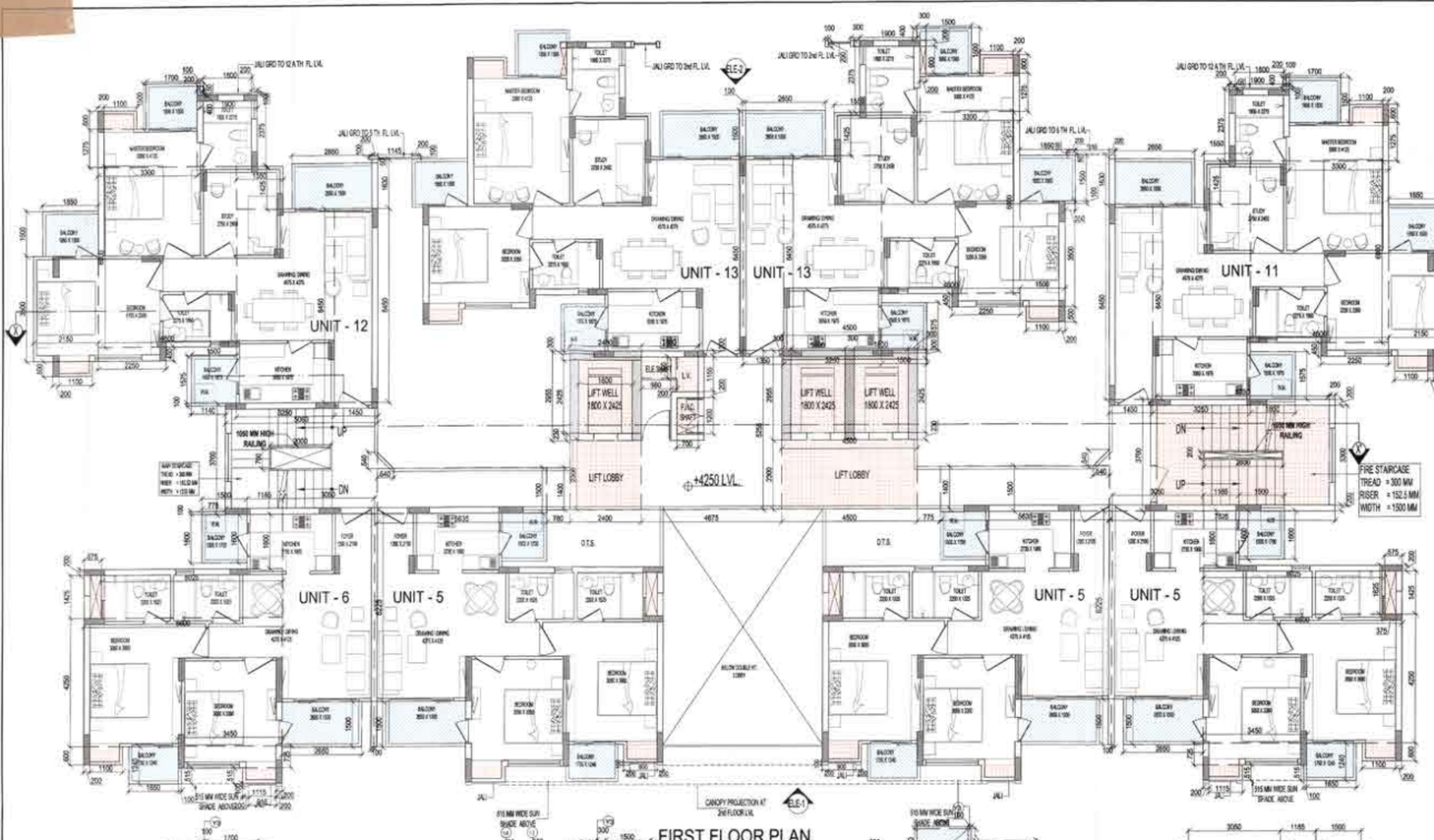

FIRST FLOOR PLAN

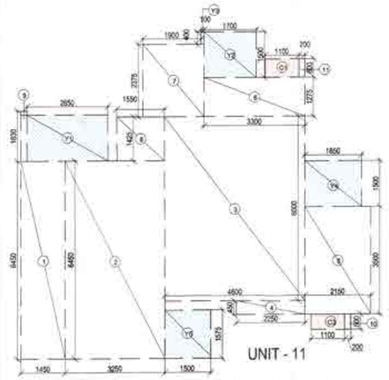

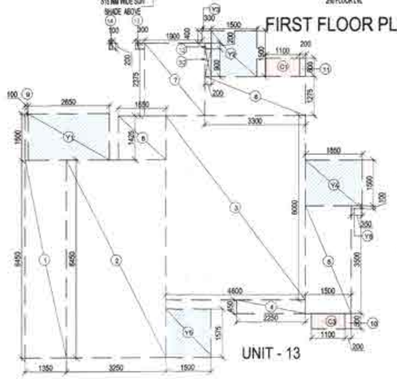

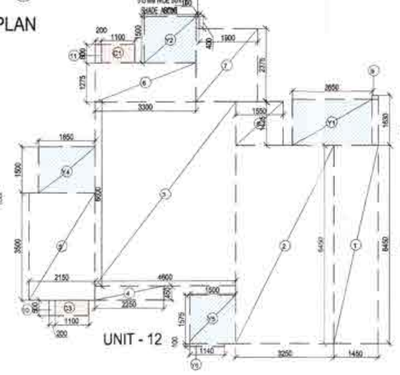

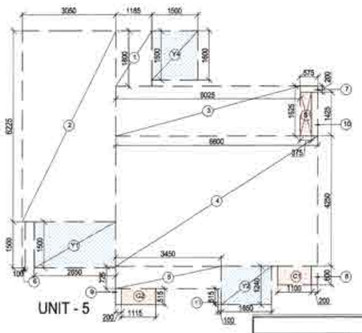

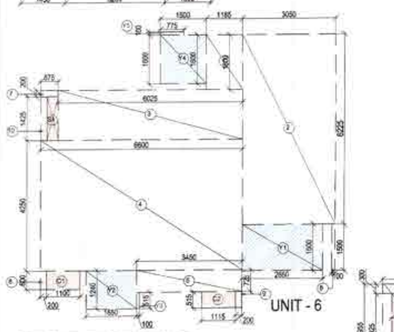

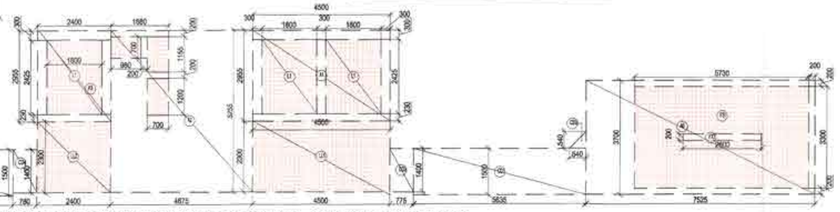

AREA DIAGRAM FOR CIRCULATION FOR TOWER - 4,5,9 & 10 FIRST FLOOR



AREA DIAGRAM OF JALI

TOTAL F.A.R. AREA AT FIRST FLOOR							
S.NO.	PARTICULARS						AREA(SQ.M)
FAR AREA OF UNIT-11	=	77.967	X	1	=		77.967
FAR AREA OF UNIT-13	=	75.101	X	2	=		150.203
FAR AREA OF UNIT-12	=	77.967	X	1	=		77.967
FAR AREA OF UNIT-5	=	62.234	X	3	=		186.702
FAR AREA OF UNIT-6	=	62.234	X	1	=		62.234
FAR AREA OF CIRCULATION	=	75.156	X	1	=		75.156
TOTAL F.A.R AREA					=		630.230

TOWER-4, 5,9 & 10 F.A.R. COVERED AREA CALCULATION FOR CIRCULATION AREA											
S.NO.	PARTICULARS										AREA(SQ.M)
01					4.600	X	2.985	=			13.728
02					4.675	X	5.286	=			24.941
03					2.400	X	2.988	=			7.164
04					2.060	X	4.100	=			18.722
05					1.520	X	2.100	=			31.940
06					2.100	X	1.500	=			3.150
07					0.840	X	2.940	=			2.469
08					2.775	X	1.400	=			3.885
09					3.780	X	1.400	=			5.292
10					2.600	X	1.500	=			3.900
11					4.600	X	2.300	=			10.580
12					2.400	X	3.300	=			7.920
TOTAL F.A.R AREA CORRIDOR										=	126.765
AREA SUBTRACTION											
LIFT WELL											
L1			2	X	1.800	X	2.425	=			13.086
LIFT LOBBY											
L11					4.600	X	2.900	=			13.340
L12					2.400	X	2.900	=			6.960
STAIRCASE CUTOUT											
FSC					2.200	X	0.700	=			1.400
FIRE STAIRCASE											
FSC					5.750	X	3.300	=			18.975
SHAFT											
LV					0.700	X	1.155	=			0.809
SL					0.080	X	0.750	=			0.060
PHC					0.700	X	1.200	=			0.840
TOTAL											51.609
TOTAL F.A.R AREA CORRIDOR										=	75.156

TOWER-4, 5,9 & 10 AREA CALCULATION TOWARDS 15% ADDITIONAL F.A.R											
S.NO.	PARTICULARS										AREA (SQ.M)
FIRE STAIRCASE AREA											
FS1					5.750	X	3.300	=			18.975
TOTAL FIRE STAIRCASE AREA										=	18.975
LIFT WELL AREA											
L1			2	X	1.800	X	2.425	=			13.086
TOTAL LIFT WELL AREA										=	13.086
LIFT LOBBY											
L11					4.600	X	2.900	=			13.340
L12					2.400	X	2.900	=			6.960
TOTAL LIFT LOBBY AREA										=	19.870
CUPBOARDS											
C1			3	X	1.100	X	2.800	=			9.240
C2			4	X	1.175	X	2.100	=			9.870
C3			4	X	1.100	X	2.800	=			12.320
TOTAL CUPBOARDS AREA										=	31.430
PLUMBING SHAFT											
S1			4	X	0.975	X	1.425	=			5.785
S2			2	X	0.200	X	2.800	=			1.120
TOTAL PLUMBING SHAFT AREA										=	6.905
P.H.C SHAFT											
PHC					0.700	X	1.200	=			0.840
TOTAL P.H.C SHAFT AREA										=	0.840
ELECTRICAL SHAFT											
E					0.800	X	0.700	=			0.560
TOTAL ELECTRICAL SHAFT AREA										=	0.560
LV SHAFT											
LV					0.700	X	1.155	=			0.809
TOTAL LV SHAFT AREA										=	0.809
AREA SUBTRACTION											
STAIRCASE CUTOUT											
FSC					2.200	X	0.200	=			0.520
TOTAL STAIRCASE CUTOUT AREA										=	0.520
TOTAL 15% ADDITIONAL F.A.R AREA										=	61.963

F.A.R. COVERED AREA CALCULATION FOR UNIT- 11											
S.NO.	PARTICULARS										AREA (SQ.M)
COVERED AREA OF UNIT 11											
1					3.450	X	2.450	=			8.453
2					9.250	X	2.450	=			22.663
3					4.600	X	6.000	=			27.600
4					2.250	X	2.450	=			5.513
5					2.150	X	3.500	=			7.525
6					2.300	X	1.275	=			2.933
7					1.800	X	2.275	=			4.095
8					1.900	X	1.425	=			2.708
9					2.200	X	1.050	=			2.310
10					2.200	X	0.900	=			1.980
11					0.200	X	0.900	=			0.180
TOTAL F.A.R. AREA - (A)										=	77.967
NON F.A.R AREA OF BALCONY (B)= (Y1 + Y2 + Y3 + Y4 + Y5)											
Y1					2.050	X	1.000	=	2.375		
Y2					1.720	X	1.500	=	2.580		
Y3					3.700	X	0.400	=	1.040		
Y4					1.800	X	1.500	=	2.775		
Y5					1.500	X	1.575	=	2.363		
TOTAL (B)= Y1 + Y2 + Y3 + Y4 + Y5)								=	11.703		
COVERAGE AREA FOR UNIT 11 = F.A.R. AREA + (B) NON F.A.R. AREA OF BALCONY											
1	(A) F.A.R. AREA							=		77.967	
2	(B) NON FAR AREA BALCONY							=		11.703	
TOTAL UNIT COVERAGE AREA										89.670	

F.A.R. COVERED AREA CALCULATION FOR UNIT- 12											
S.NO.	PARTICULARS										AREA (SQ.M)
COVERED AREA OF UNIT 12											
1					1.450	X	0.450	=			0.653
2					2.250	X	2.450	=			22.963
3					4.600	X	6.000	=			27.600
4					2.250	X	2.450	=			5.513
5					2.150	X	3.500	=			7.525
6					2.300	X	1.275	=			4.205
7					1.800	X	2.275	=			4.095
8					1.900	X	1.425	=			2.708
9					2.200	X	1.050	=			2.310
10					2.200	X	0.900	=			1.980
11					0.200	X	0.900	=			0.180
TOTAL F.A.R. AREA - (A)										=	77.967
NON F.A.R AREA OF BALCONY (B)= (Y1 + Y2 + Y3 + Y4 + Y5)											
Y1					2.050	X	1.000	=	2.375		
Y2					1.720	X	1.500	=	2.580		
Y3					3.700	X	0.400	=	1.040		
Y4					1.800	X	1.500	=	2.775		
Y5					1.500	X	1.575	=	2.363		
TOTAL (B)= Y1 + Y2 + Y3 + Y4 + Y5)								=	11.817		
COVERAGE AREA FOR UNIT 12 = F.A.R. AREA + (B) NON F.A.R. AREA OF BALCONY											
1	(A) F.A.R. AREA							=		77.967	
2	(B) NON FAR AREA BALCONY							=		11.817	
TOTAL UNIT COVERAGE AREA										89.784	

FIRST FLOOR NON F.A.R AREA OF JALI							
1	20	X	0.200	X	0.100	=	0.400
2	2	X	1.500	X	0.056	=	0.168
3	4	X	0.915	X	0.050	=	0.183
4	2	X	0.900	X	0.050	=	0.090
5	1	X	1.145	X	0.050	=	0.057
6	1	X	1.155	X	0.050	=	0.058
TOTAL AREA						=	0.948

F.A.R. COVERED AREA CALCULATION FOR UNIT- 13											
S.NO.	PARTICULARS										AREA (SQ.M)
COVERED AREA OF UNIT 13											
1			1.950	X	6.450	=			12.578		
2			3.250	X	6.450	=			20.963		
3			4.600	X	6.000	=			27.600		
4			1.250	X	2.450	=			3.063		
5			1.150	X	3.500	=			4.025		
6			2.300	X	1.275	=			2.933		
7			1.800	X	2.275	=			4.095		
8			1.950	X	1.425	=			2.779		
9			2.200	X	1.050	=			2.310		
10			2.200	X	0.900	=			1.980		
11			0.200	X	0.900	=			0.180		
12			2.200	X	0.900	=			1.980		
13			2.200	X	0.900	=			1.980		
14			2.200	X	0.900	=			1.980		
15			2.200	X	0.900	=			1.980		
TOTAL F.A.R. AREA - (A)										=	75.101
NON F.A.R AREA OF BALCONY (B)= (Y1 + Y2 + Y3 + Y4)											
Y1			1.850	X	1.000	=	1.875				
Y2			1.800	X	0.400	=	0.720				
Y3			3.500	X	0.400	=	0.700				
Y4			1.850	X	0.900	=	1.775				
Y5			1.800	X	0.900	=	1.620				
TOTAL (B)										=	11.518
COVERAGE AREA FOR UNIT 13 = F.A.R. AREA + (B) NON F.A.R. AREA OF BALCONY											
1	(A) F.A.R. AREA							=		75.101	
2	(B) NON FAR AREA BALCONY							=		11.518	
TOTAL UNIT COVERAGE AREA										86.618	

F.A.R. COVERED AREA CALCULATION FOR UNIT- 5											
S.NO.	PARTICULARS										AREA (SQ.M)
COVERED AREA OF UNIT 5											
1			1.950	X	6.450	=			12.578		
2			3.250	X	6.450	=			20.963		
3			4.600	X	6.000	=			27.600		
4			1.250	X	2.450	=			3.063		
5			1.150	X	3.500	=			4.025		
6			2.300	X	1.275	=			2.933		
7			1.800	X	2.275	=			4.095		
8			1.950	X	1.425	=			2.779		
9			2.200	X	1.050	=			2.310		
10			2.200	X	0.900	=			1.980		
11			0.200	X	0.900	=			0.180		
12			2.200	X	0.900	=			1.980		
13			2.200	X	0.900	=			1.980		
14			2.200	X	0.900	=			1.980		
15			2.200	X	0.900	=			1.980		
TOTAL F.A.R. AREA - (A)										=	62.234
NON F.A.R AREA OF BALCONY (B)= (Y1 + Y2 + Y3 + Y4)											
Y1			1.850	X	1.000	=	1.875				
Y2			1.800	X	0.400	=	0.720				
Y3			3.500	X	0.400	=	0.700				
Y4			1.850	X	0.900	=	1.775				
Y5			1.800	X	0.900	=	1.620				
TOTAL (B)										=	8.473
COVERAGE AREA FOR UNIT 5 = F.A.R. AREA + (B) NON F.A.R. AREA OF BALCONY											
1	(A) F.A.R. AREA							=		62.234	
2	(B) NON FAR AREA BALCONY							=		8.473	
TOTAL UNIT COVERAGE AREA										70.707	

F.A.R. COVERED AREA CALCULATION FOR UNIT- 6											
S.NO.	PARTICULARS										AREA (SQ.M)
COVERED AREA OF UNIT 6											
1			1.950	X	6.450	=			12.578		
2			3.250	X	6.450	=			20.963		
3			4.600	X	6.000	=			27.600		
4			1.250	X	2.450	=			3.063		
5			1.150	X	3.500	=			4.025		
6			2.300	X	1.275	=			2.933		
7			1.800	X	2.275	=			4.095		
8			1.950	X	1.425	=			2.779		
9			2.200	X	1.050	=			2.310		
10			2.200	X	0.900	=			1.980		
11			0.200	X	0.900	=			0.180		
12			2.200	X	0.900	=			1.980		
13			2.200	X	0.900	=			1.980		
14			2.200	X	0.900	=			1.980		
15			2.200	X	0.900	=			1.980		
TOTAL F.A.R. AREA - (A)										=	62.234
NON F.A.R AREA OF BALCONY (B)= (Y1 + Y2 + Y3 + Y4)											
Y1			1.850	X	1.000	=	1.875				
Y2			1.800	X	0.400	=	0.720				
Y3			3.500	X	0.400	=	0.700				
Y4			1.850	X	0.900	=	1.775				
Y5			1.800	X	0.900	=	1.620				
TOTAL (B)										=	8.550
COVERAGE AREA FOR UNIT 6 = F.A.R. AREA + (B) NON F.A.R. AREA OF BALCONY											
1	(A) F.A.R. AREA							=		62.234	
2	(B) NON FAR AREA BALCONY							=		8.550	
TOTAL UNIT COVERAGE AREA										70.784	

FIRST FLOOR NON F.A.R AREA OF BALCONY							
UNIT - 11			11.703	X	1.000	=	11.703
UNIT - 13			11.518	X	2.000	=	23.035
UNIT - 12			11.817	X	1.000	=	11.817
UNIT -5			8.473	X	3.000	=	25.418
UNIT - 6			8.550	X	1.000	=	8.550
JALI			0.948	X	1.000	=	0.948
TOTAL AREA						=	81.470

TOWER -4, 5 ,9 &10					
	GROUND COVERAGE	TOTAL	15 % AREA	NON F.A.R AREA	HEIGHT FL. LVL (MM)
GROUND FLOOR	844.778	545.104	58.868	70.483	(+) 1200
1st FLOOR		630.230	61.963	81.470	(+) 4250
2nd FLOOR		630.230	48.868	81.735	(+) 7300
3rd FLOOR		625.520	48.868	81.370	(+) 10350
4th FLOOR		625.520	48.868	81.370	(+) 13400
5th FLOOR		625.520	48.868	81.370	(+) 16450
6th FLOOR		625.520	48.868	81.370	(+) 19500
7th FLOOR		625.520	48.868	81.370	(+)22550
8th FLOOR		625.520	48.868	81.370	(+) 25600
9th FLOOR		625.520	48.868	81.370	(+) 28650
10th FLOOR		625.520	48.868	81.370	(+) 31700
11th FLOOR		625.520	48.868	81.370	(+) 34750
12th FLOOR		625.520	48.868	81.370	(+) 37800
12th A FLOOR		474.215	263.949	57.586	(+) 40850
14th FLOOR		610.498	50.720	79.211	(+) 44500
15th FLOOR		610.498	50.720	79.211	(+) 47550
16th FLOOR		610.498	50.720	79.211	(+) 50600
17th FLOOR		610.498	50.720	79.211	(+) 53650
18th FLOOR		610.498	50.720	79.211	(+) 56700
19th FLOOR		610.498	50.720	79.211	(+) 59750
20th FLOOR		610.498	50.720	79.211	(+) 62800
21ST FLOOR		610.498	50.720	79.211	(+) 65850
22ND FLOOR		610.498	50.720	79.211	(+) 68900
23RD FLOOR		361.391	40.564	18.544	(+) 71950
TERRACE				4.411	(+) 75000
MUMTY			78.383		(+) 78050
O.H TANK/ MACHINE ROOM			78.383		(+) 81500
TOTAL	844.778	14380.651	1566.089	1840.801	

FAR AREA

COVERED IN 15% FAR AREA

NON FAR AREA

NORTH POINT

NO. OF PRINTS	DATE	ISSUED TO	REMARKS

Greater Noida Industrial Dev. Authority
APPROVED
Valid up to Dated 30/06/2015
D.G.M. (Plng. & Arch.)
Asstt. Arch.
Sr. Manager (Plng. & Arch.)
S.A.P. (Plng.)

OWNER SIGN

for Starcity Real Estates Pvt. Ltd.
Director/Auth. Signatory

ARCHITECT SIGN

OWNER

M/S STARCITY REAL ESTATES PVT. LTD

SUBMISSION DRAWING

KEY PLAN

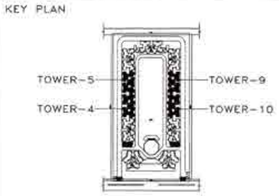

PROJECT

PROPOSED GROUP HOUSING FOR STARCITY REAL ESTATES PVT. LTD. AT PLOT NO:- GH-14A ,SECTOR- 01 GREATER NOIDA,(U.P.)

DATE	PROJECT INCH.	CHECKED BY
12-02-15	BALRAJ SINGH	BALRAJ SINGH
SCALE	DEALT BY	APPROVED BY
1:100	NITYA HUNKA	VISHAL SHARMA

DRAWING TITLE

FIRST FLOOR PLAN

TOWER-4,5,9&10

ARCHITECTS

Confluence

S- 28, GK-2 N.D-48,INDIA | Ph- +91-11-29216006 Ph- +91-11-46584766 | cca@inconfluence.com www.inconfluence.com | Member of IGBC ISO - 9001 : 2000

architecture urban design hospitality interior

DRAWING NO. S-032

REVISION

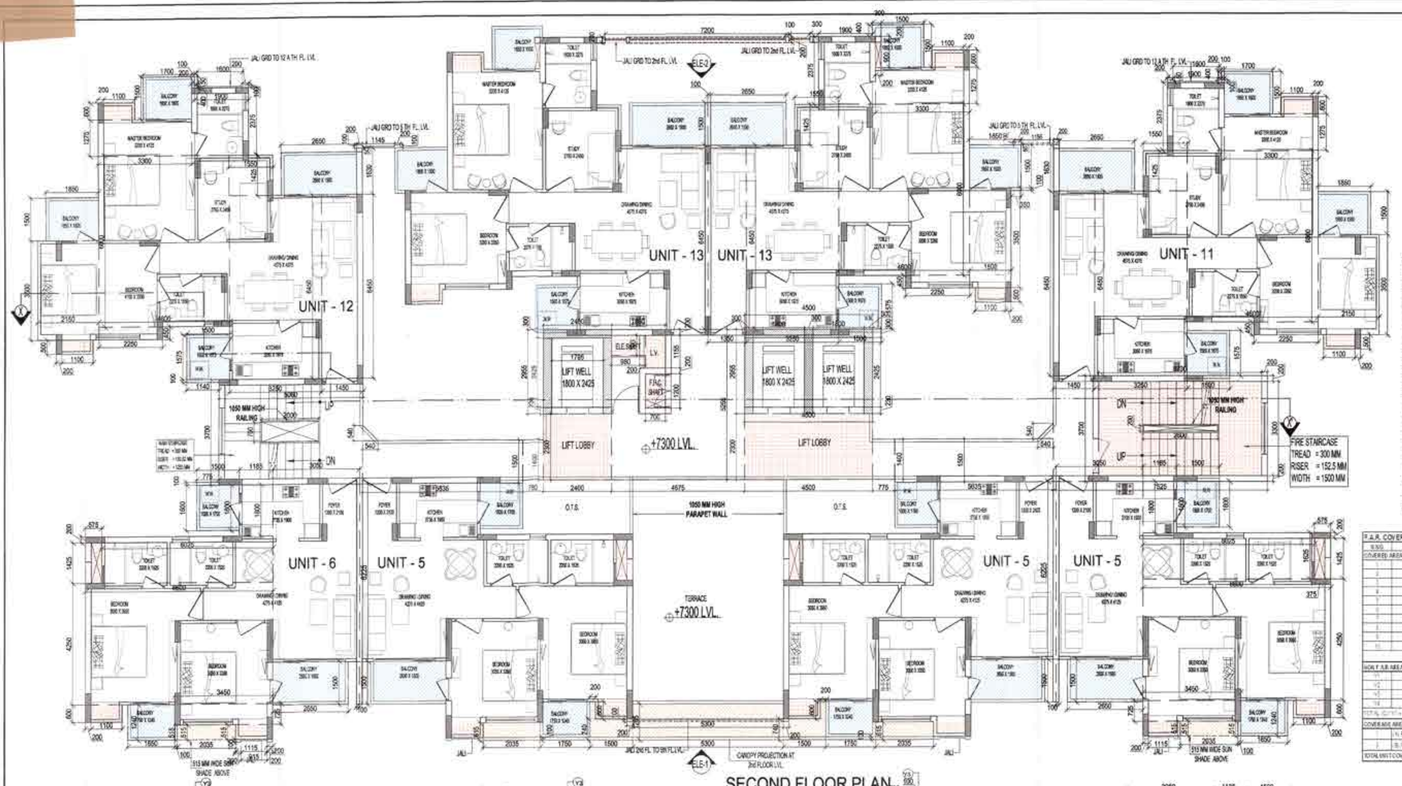

SECOND FLOOR PLAN

TOTAL F.A.R. AREA AT SECOND FLOOR						
S.NO.	PARTICULARS					AREA(SQ.M)
FAR AREA OF UNIT-11	=	77.967	X	1	=	77.967
FAR AREA OF UNIT-13	=	75.101	X	2	=	150.203
FAR AREA OF UNIT-T2	=	77.967	X	1	=	77.967
FAR AREA OF UNIT-5	=	62.234	X	3	=	186.702
FAR AREA OF UNIT-6	=	62.234	X	1	=	62.234
FAR AREA OF CIRCULATION	=	75.156	X	1	=	75.156
TOTAL F.A.R AREA					=	630.230

F.A.R. COVERED AREA CALCULATION FOR UNIT-13							
S.NO.	PARTICULARS						AREA (SQ.M)
COVERED AREA OF UNIT 13							
1		1.085	X	5.680	=		6.16
2		1.085	X	5.680	=		6.16
3		4.600	X	6.000	=		27.60
4		3.000	X	3.400	=		10.2
5		1.800	X	2.400	=		4.32
6		3.000	X	1.275	=		3.82
7		1.800	X	2.400	=		4.32
8		1.800	X	2.175	=		3.91
9		1.085	X	1.425	=		1.54
10		3.000	X	3.400	=		10.2
11		3.000	X	3.400	=		10.2
12		3.000	X	3.400	=		10.2
13		3.000	X	3.400	=		10.2
14		3.000	X	3.400	=		10.2
TOTAL FAR AREA - (A)							75.101
NON F.A.R AREA OF BALCONY (B)							
11		1.800	X	1.800	X	0.375	
12		1.800	X	1.800	X	0.375	
13		3.000	X	1.800	X	1.125	
14		1.800	X	1.800	X	0.375	
15		3.000	X	0.900	X	0.675	
16		1.800	X	0.900	X	0.338	
17		3.000	X	1.800	X	1.125	
18		3.000	X	1.800	X	1.125	
TOTAL (B)					=	6.338	
COVERAGE AREA FOR UNIT 13 = F.A.R AREA + (B) NON F.A.R AREA OF BALCONY							
1	(A) F.A.R AREA					=	75.101
2	(B) NON F.A.R AREA BALCONY					=	11.518
TOTAL UNIT COVERAGE AREA							86.619

F.A.R. COVERED AREA CALCULATION FOR UNIT- 5							
S.NO.	PARTICULARS						AREA (SQ.M)
COVERED AREA OF UNIT 5							
1		1.181	X	1.930	=		2.28
2		2.85	X	1.225	=		3.49
3		4.550	X	1.425	=		6.48
4		1.000	X	4.250	=		4.25
5		1.400	X	3.725	=		5.21
6		3.100	X	1.500	=		4.65
7		1.500	X	2.325	=		3.49
8		2.200	X	3.625	=		7.97
9		2.200	X	2.575	=		5.66
10		1.000	X	1.425	=		1.43
TOTAL FAR AREA - (A)							62.234
NON F.A.R AREA OF BALCONY (B) = (11 + 12 + 13 + 14 + 15)							
11		1.181	X	1.930	=	2.279	
12		2.85	X	1.225	=	3.49	
13		4.550	X	0.575	=	2.616	
14		1.000	X	1.425	=	1.425	
15		3.100	X	0.675	=	2.093	
TOTAL (B) = 11 + 12 + 13 + 14 + 15						=	8.473
COVERAGE AREA OF UNIT 5 = F.A.R AREA + (B) NON F.A.R AREA OF BALCONY							
1	(A) F.A.R AREA					=	62.234
2	(B) NON F.A.R AREA BALCONY					=	8.473
TOTAL UNIT COVERAGE AREA							70.707

TOWER- 4,5,9 & 10 F.A.R. COVERED AREA CALCULATION FOR CIRCULATION AREA							
S.NO.	PARTICULARS						AREA(SQ.M)
A1				4.600	X	2.900	=	13.340
A2				4.575	X	5.375	=	24.577
A3				2.400	X	2.900	=	7.000
A4				5.300	X	3.775	=	19.722
A5				7.525	X	3.775	=	27.543
D01				3.975	X	1.800	=	7.155
D02	4	X	0.8	1.540	X	2.640	=	8.260
D03				2.775	X	1.400	=	3.885
D04				2.700	X	1.400	=	3.780
D05				3.225	X	1.800	=	5.805
G1				4.600	X	3.300	=	15.180
G2				2.400	X	3.300	=	7.920
TOTAL F.A.R AREA CORRIDOR							=	126.765
AREA SUBTRACTION								
LIFT WELL								
L1		3	X	2.800	X	2.425	=	19.398
LIFT LOBBY								
LL1				4.600	X	2.300	=	10.580
LL2				2.400	X	2.300	=	5.520
STAIRCASE CUTOUT								
SH1				3.000	X	3.700	=	11.100
FIRE STAIRCASE								
FS1				8.700	X	1.900	=	16.530
SHAFT								
LV				2.700	X	1.175	=	3.173
EL				2.900	X	2.700	=	7.830
FHC				2.700	X	1.400	=	3.780
TOTAL							=	51.609
TOTAL F.A.R AREA CORRIDOR							=	75.156

TOWER-4,5, 9 &10 AREA CALCULATION TOWARDS 15% ADDITIONAL F.A.R							
S.NO.	PARTICULARS						AREA (SQ.M)
FIRE STAIRCASE AREA							
FS1				8.700	X	2.100	=	18.300
TOTAL FIRE STAIRCASE AREA							=	18.300
LIFT LOBBY								
LL1				4.600	X	2.300	=	10.580
LL2				2.400	X	2.300	=	5.520
TOTAL LIFT LOBBY AREA							=	16.100
CUPBOARDS								
C1		3	X	1.100	X	0.800	=	2.640
C2		4	X	1.100	X	0.900	=	3.960
C3		4	X	1.100	X	0.900	=	3.960
TOTAL CUPBOARDS AREA							=	9.777
PLUMBING SHAFT								
S1		4	X	0.375	X	1.400	=	2.100
S2		2	X	0.200	X	0.800	=	0.320
TOTAL PLUMBING SHAFT AREA							=	2.420
F.H.C SHAFT								
FHC				0.700	X	1.200	=	0.840
TOTAL F.H.C SHAFT AREA							=	0.840
ELECTRICAL SHAFT								
E1				2.500	X	0.700	=	0.875
TOTAL ELECTRICAL SHAFT AREA							=	0.875
LV SHAFT								
LV				0.700	X	1.175	=	0.822
TOTAL LV SHAFT AREA							=	0.822
AREA SUBTRACTION								
STAIRCASE CUTOUT								
FS1				2.500	X	1.200	=	3.000
TOTAL STAIRCASE CUTOUT AREA							=	3.000
TOTAL 15% ADDITIONAL F.A.R AREA								48.588

F.A.R. COVERED AREA CALCULATION FOR UNIT- 6							
S.NO.	PARTICULARS						AREA (SQ.M)
COVERED AREA OF UNIT 6							
1		1.181	X	1.930	=		2.28
2		2.85	X	1.225	=		3.49
3		4.550	X	1.425	=		6.48
4		1.000	X	4.250	=		4.25
5		1.400	X	3.725	=		5.21
6		3.100	X	1.500	=		4.65
7		1.500	X	2.325	=		3.49
8		2.200	X	3.625	=		7.97
9		2.200	X	2.575	=		5.66
10		1.000	X	1.425	=		1.43
TOTAL FAR AREA - (A)							62.234
NON F.A.R AREA OF BALCONY (B) = (11 + 12 + 13 + 14 + 15)							
11		1.181	X	1.930	=	2.279	
12		2.85	X	1.225	=	3.49	
13		4.550	X	0.575	=	2.616	
14		1.000	X	1.425	=	1.425	
15		3.100	X	0.675	=	2.093	
TOTAL (B) = 11 + 12 + 13 + 14 + 15						=	8.473
COVERAGE AREA OF UNIT 6 = F.A.R AREA + (B) NON F.A.R AREA OF BALCONY							
1	(A) F.A.R AREA					=	62.234
2	(B) NON F.A.R AREA BALCONY					=	8.550
TOTAL UNIT COVERAGE AREA							70.784

F.A.R. COVERED AREA CALCULATION FOR UNIT- 11							
S.NO.	PARTICULARS						AREA (SQ.M)
COVERED AREA OF UNIT 11							
1		1.400	X	6.600	=		9.240
2		2.200	X	6.600	=		22.440
3		4.900	X	6.300	=		27.090
4		2.350	X	5.600	=		13.160
5		2.100	X	3.600	=		7.560
6		3.900	X	1.575	=		6.225
7		1.800	X	2.375	=		4.275
8		1.550	X	1.520	=		2.356
9		3.000	X	1.800	=		5.400
10		0.800	X	5.300	=		4.240
11		0.200	X	3.600	=		0.720
TOTAL FAR AREA - (A)							77.967
NON F.A.R AREA OF BALCONY (B) = (11 + 12 + 13 + 14 + 15 + 16)							
11		2.350	X	1.800	X	0.675	
12		1.700	X	1.800	=	3.060	
13		3.100	X	0.900	X	0.840	
14		1.800	X	1.800	X	0.675	
15		1.800	X	1.575	X	0.354	
16		1.140	X	3.100	=	3.534	
TOTAL (B) = 11 + 12 + 13 + 14 + 15 + 16						=	11.703
COVERAGE AREA FOR UNIT 11 = F.A.R AREA + (B) NON F.A.R. AREA OF BALCONY							
1	(A) F.A.R AREA					=	77.967
2	(B) NON FAR AREA BALCONY					=	11.703
TOTAL UNIT COVERAGE AREA							89.670

F.A.R. COVERED AREA CALCULATION FOR UNIT- 12							
S.NO.	PARTICULARS						AREA (SQ.M)
COVERED AREA OF UNIT 12							
1		1.400	X	6.600	=		9.240
2		2.200	X	6.600	=		22.440
3		4.900	X	6.300	=		27.090
4		2.350	X	5.600	=		13.160
5		2.100	X	3.600	=		7.560
6		3.900	X	1.575	=		6.225
7		1.800	X	2.375	=		4.275
8		1.550	X	1.520	=		2.356
9		3.000	X	1.800	=		5.400
10		0.800	X	5.300	=		4.240
11		0.200	X	3.600	=		0.720
TOTAL FAR AREA - (A)							77.967
NON F.A.R AREA OF BAL CONY (B) = (11 + 12 + 13 + 14 + 15 + 16)							
11		2.350	X	1.800	X	0.675	
12		1.700	X	1.800	=	3.060	
13		3.100	X	0.900	X	0.840	
14		1.800	X	1.800	X	0.675	
15		1.800	X	1.575	X	0.354	
16		1.140	X	3.100	=	3.534	
TOTAL (B) = 11 + 12 + 13 + 14 + 15 + 16						=	11.817
COVERAGE AREA FOR UNIT 12 = F.A.R AREA + (B) NON F.A.R. AREA OF BALCONY							
1	(A) F.A.R AREA					=	77.967
2	(B) NON FAR AREA BALCONY					=	11.817
TOTAL UNIT COVERAGE AREA							89.784

SECOND FLOOR NON F.A.R AREA OF JALI							
I	20	X	0.200	X	0.100	=	0.400
II	8	X	1.000	X	0.050	=	0.160
3	4	X	0.915	X	0.050	=	0.183
4	2	X	0.900	X	0.050	=	0.090
5	1	X	1.145	X	0.050	=	0.057
6	1	X	1.155	X	0.050	=	0.058
7	1	X	0.300	X	0.050	=	0.015
TOTAL AREA						=	1.213

GROUND COVERAGE AREA CALCULATION FOR SECOND FLOOR							
S.NO.	PARTICULARS						AREA (SQ.M)
TERRACE							
G1	2	X	2.035	X	0.515	=	2.096
G2	1	X	2.035	X	0.515	=	1.048
G3	1	X	1.750	X	0.100	=	0.175
G4	1	X	0.200	X	0.600	=	0.120
G5	1	X	1.500	X	0.740	=	1.110
G6	1	X	5.300	X	1.265	=	6.705
G7	1	X	1.500	X	0.740	=	1.110
G8	1	X	0.200	X	0.600	=	0.120
G9	1	X	1.750	X	0.100	=	0.175
G10	1	X	2.035	X	0.515	=	1.048
G11	1	X	7.200	X	0.200	=	1.440
TOTAL							15.554

SECOND FLOOR NON F.A.R AREA OF BALCONY						
UNIT - 11	11.703	X	1.000	=	11.703	
UNIT - 13	11.518	X	2.000	=	23.036	
UNIT - 12	11.817	X	1.000	=	11.817	
UNIT - 5	8.473	X	3.000	=	25.419	
UNIT - 6	8.550	X	1.000	=	8.550	
JALI	1.213	X	1.000	=	1.213	
TOTAL AREA					=	81.738

TOWER -4, 5 ,9 &10					
	GROUND COVERAGE	TOTAL	15 % AREA	NON F.A.R AREA	HEIGHT FL. LVL (MM)
GROUND FLOOR	844.778	545.104	58.858	70.483	(+) 1200
1st FLOOR		630.230	61.963	81.470	(+) 4250
2nd FLOOR		630.230	48.868	81.735	(+) 7300
3rd FLOOR		625.520	48.868	81.370	(+) 10350
4th FLOOR		625.520	48.868	81.370	(+) 13400
5th FLOOR		625.520	48.868	81.370	(+) 16450
6th FLOOR		625.520	48.868	81.370	(+) 19500
7th FLOOR		625.520	48.868	81.370	(+)22550
8th FLOOR		625.520	48.868	81.370	(+) 25600
9th FLOOR		625.520	48.868	81.370	(+) 28650
10th FLOOR		625.520	48.868	81.370	(+) 31700
11th FLOOR		625.520	48.868	81.370	(+) 34750
12th FLOOR		625.520	48.868	81.370	(+) 37800
12th A FLOOR		474.215	253.949	57.566	(+) 40850
14th FLOOR		610.498	50.720	79.211	(+) 44500
15th FLOOR		610.498	50.720	79.211	(+) 47550
16th FLOOR		610.498	50.720	79.211	(+) 50600
17th FLOOR		610.498	50.720	79.211	(+) 53650
18th FLOOR		610.498	50.720	79.211	(+) 56700
19th FLOOR		610.498	50.720	79.211	(+) 59750
20th FLOOR		610.498	50.720	79.211	(+) 62800
21ST FLOOR		610.498	50.720	79.211	(+) 65850
22ND FLOOR		610.498	50.720	79.211	(+) 68900
23RD FLOOR		351.391	40.584	18.544	(+) 71950
TERRACE				4.411	(+) 75000
MUMTY			78.353		(+) 78050
O.H TANK/ MACHINE ROOM			78.353		(+) 81500
TOTAL	844.778	14380.851	1566.089	1840.801	

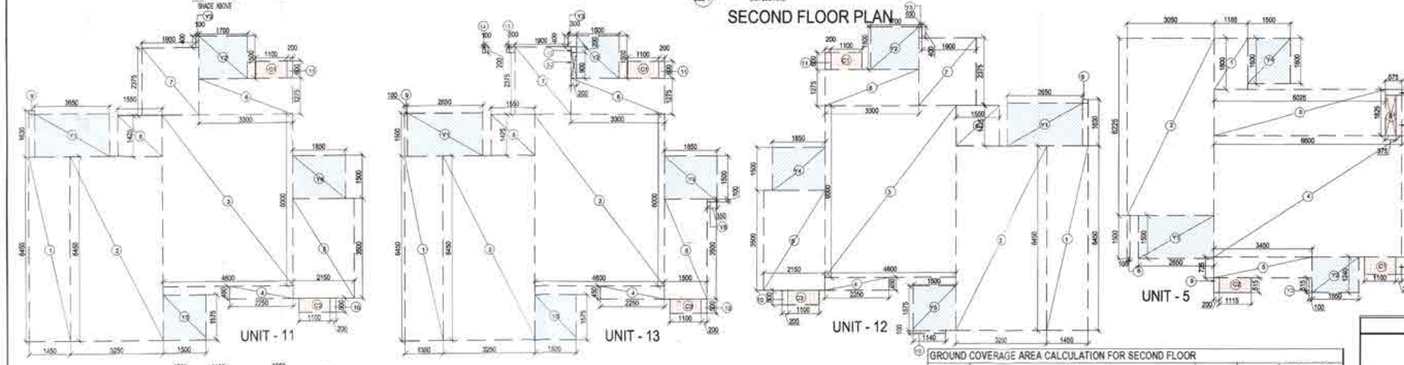

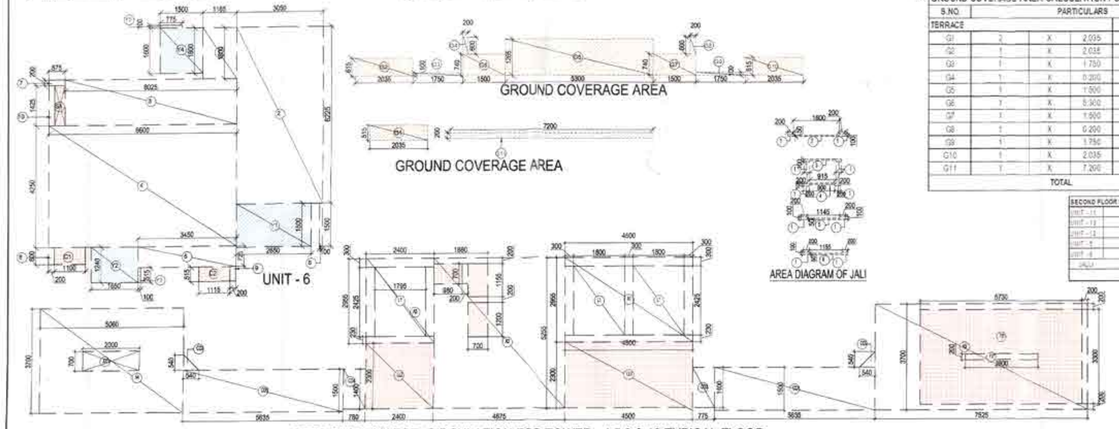

AREA DIAGRAM FOR CIRCULATION FOR TOWER - 4,5,9 & 10 TYPICAL FLOOR

NORTH POINT

NO. OF PRINTS	DATE	ISSUED TO	REMARKS

Greater Noida Industrial Dev. Authority
APPROVED
Vide up to Dated 30/01/25

OWNER SIGN

For Starcity Real Estates Pvt. Ltd.
Director/Auth. Signatory

ARCHITECT SIGN

OWNER
M/S STARCITY REAL ESTATES PVT. LTD

SUBMISSION DRAWING

KEY PLAN

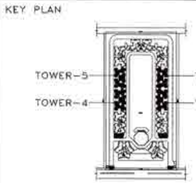

PROJECT

PROPOSED GROUP HOUSING FOR STARCITY REAL ESTATES PVT. LTD. AT PLOT NO:- GH-14A ,SECTOR- 01 GREATER NOIDA,(U.P.)

DATE	PROJECT INCH.	CHECKED BY
12-02-15	BALRAJ SINGH	BALRAJ SINGH
SCALE	DEALT BY	APPROVED BY
1:100	NITYA HUNKA	VISHAL SHARMA

DRAWING TITLE

SECOND FLOOR PLAN

TOWER-4,5,9&10

ARCHITECTS

Confluence

S- 28, GK-2 N.D-48,INDIA architecture
Ph- +91-11-29210806 Ph- +91-11-40504760 urban design
ccs@inconfluence.com www.inconfluence.com hospitality
Member of IGBC ISO - 9001 : 2000 tourism

DRAWING NO. S-033

REVISION

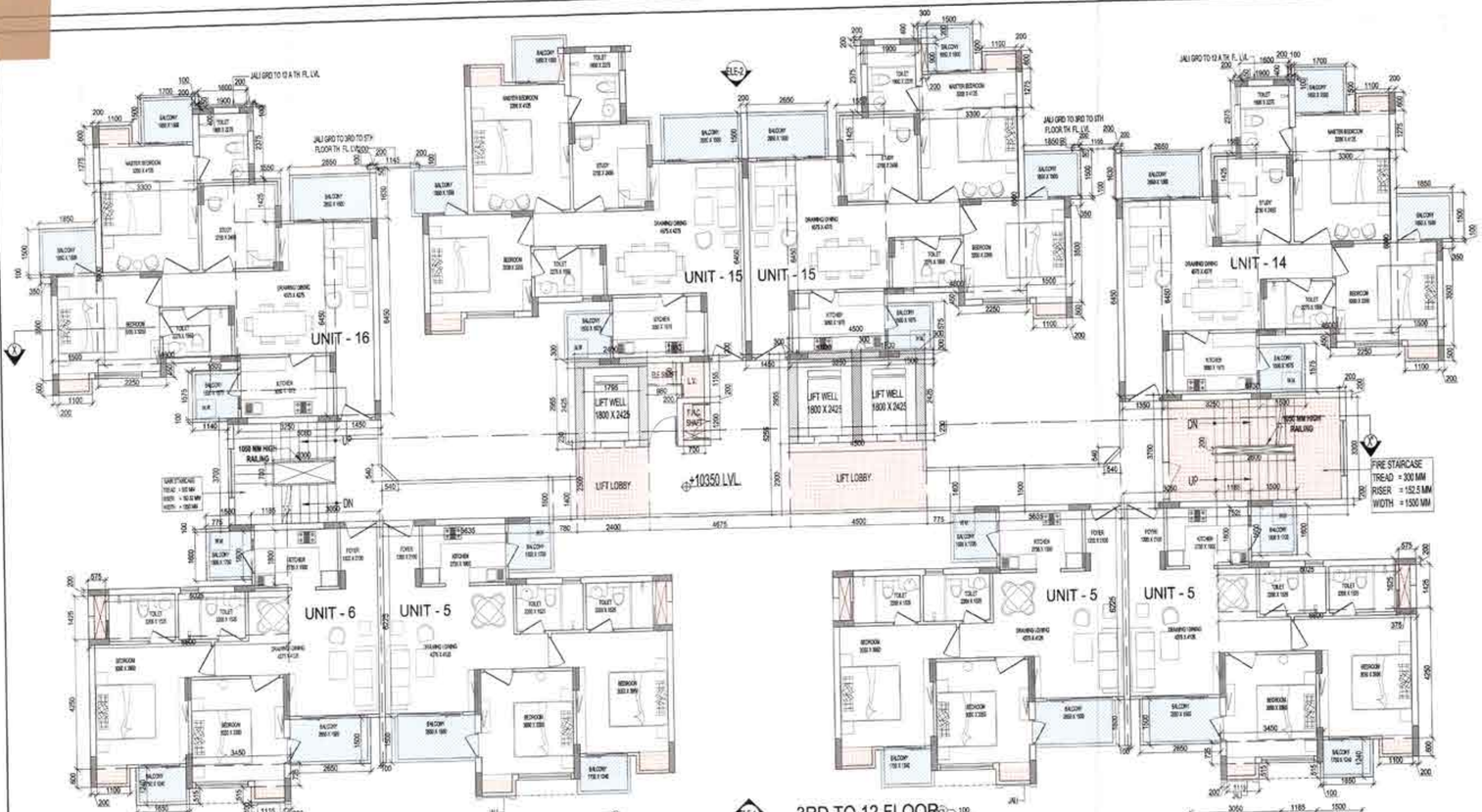

3RD TO 12 FLOOR

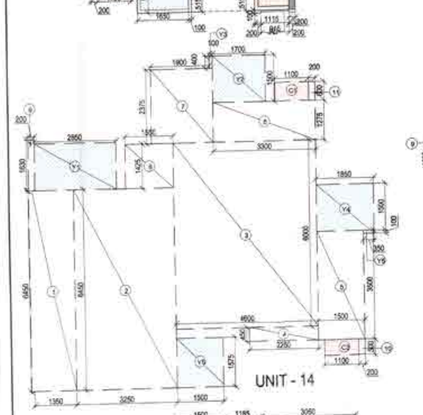

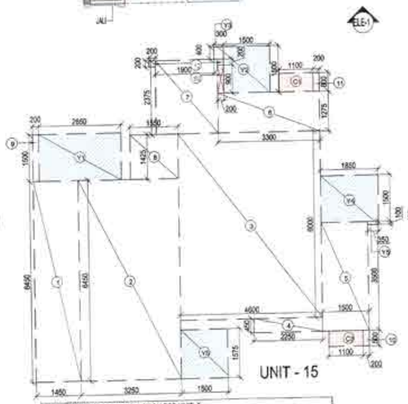

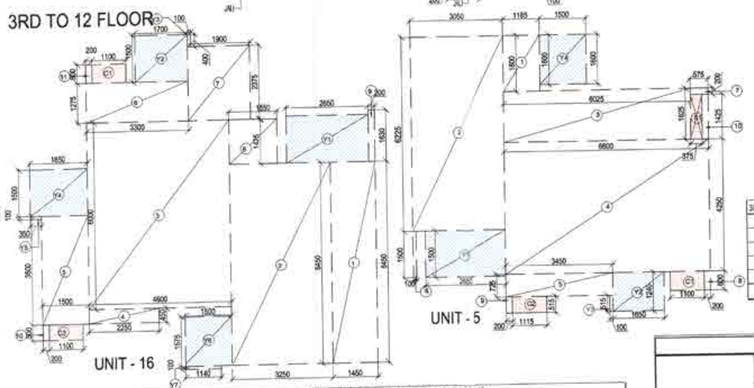

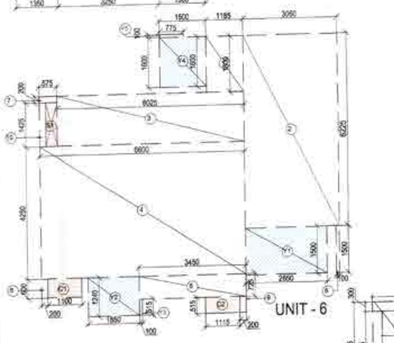

AREA DIAGRAM FOR CIRCULATION FOR TOWER - 4,5,9 & 10 TYPICAL FLOOR

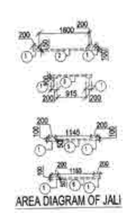

AREA DIAGRAM OF JALI

TOTAL F.A.R. AREA AT TYPICAL FLOOR (3RD FL. LVL TO 12TH FL. LVL)						
S.NO.	PARTICULARS					AREA(SQ.M)
FAR AREA OF UNIT-14	=	75.692	X	1	=	75.692
FAR AREA OF UNIT-15	=	75.021	X	2	=	150.043
FAR AREA OF UNIT-16	=	75.692	X	1	=	75.692
FAR AREA OF UNIT-5	=	62.234	X	3	=	186.702
FAR AREA OF UNIT-6	=	62.234	X	1	=	62.234
FAR AREA OF CIRCULATION	=	75.156	X	1	=	75.156
TOTAL F.A.R AREA					=	625.520

TOWER- 4,5 & 10 F.A.R. COVERED AREA CALCULATION FOR CIRCULATION AREA

S.NO	PARTICULARS							AREA(SQ.M)
					4.350	X	2.985	= 12.980
					4.875	X	5.250	= 25.587
					2.400	X	2.985	= 7.164
					5.200	X	3.700	= 19.240
					7.525	X	3.700	= 27.843
					2.988	X	1.500	= 4.482
					2.940	X	1.840	= 5.410
					0.775	X	1.400	= 1.085
					0.750	X	1.400	= 1.050
					0.875	X	1.800	= 1.575
					4.600	X	2.300	= 10.580
					2.400	X	2.300	= 5.520
TOTAL F.A.R AREA CORRIDOR								= 126.765
AREA SUBTRACTION								
LIFT WELL								
L1			3	X	1.800	X	2.425	= 13.095
LIFT LOBBY								
LL1					4.800	X	2.300	= 11.040
LL2					2.425	X	2.300	= 5.578
STAIRCASE/VOIDS								
SV1					2.300	X	0.750	= 1.725
FIRE STAIRCASE								
FS1					8.750	X	2.200	= 19.250
SHAFT								
LV					2.700	X	1.150	= 3.105
SL					2.850	X	0.700	= 1.995
FAC					0.725	X	1.200	= 0.870
TOTAL								= 51.609
TOTAL F.A.R AREA CORRIDOR								= 75.156

TOWERS 9,10 AREA CALCULATION TOWARDS 15% ADDITIONAL F.A.R

S.NO.	PARTICULARS							AREA (SQ.M)
FIRE STAIRCASE AREA								
FS1					3.750	X	3.300	= 12.375
TOTAL FIRE STAIRCASE AREA								= 12.375
LIFT LOBBY								
LL1					4.500	X	2.800	= 12.600
LL2					2.425	X	2.300	= 5.577
TOTAL LIFT LOBBY AREA								= 18.177
CORRIDORS								
C1			3	X	1.100	X	2.900	= 9.570
C2			4	X	1.110	X	2.010	= 8.907
C3			4	X	1.100	X	0.500	= 2.200
TOTAL CORRIDORS AREA								= 20.677
PLUMBING SHAFT								
S1			4	X	0.375	X	1.425	= 2.135
S2			3	X	0.200	X	0.800	= 0.480
TOTAL PLUMBING SHAFT AREA								= 2.615
FIRE SHAFT								
FAC					0.725	X	1.200	= 0.870
TOTAL FIRE SHAFT AREA								= 0.870
ELECTRIC SHAFT								
SL					0.850	X	0.700	= 0.595
TOTAL ELECTRICAL SHAFT AREA								= 0.595
LV SHAFT								
LV					0.700	X	1.150	= 0.805
TOTAL LV SHAFT AREA								= 0.805
AREA SUBTRACTION								
STAIRCASE OUTSIDE								
FS1			2	X	0.800	X	0.200	= 0.320
TOTAL STAIRCASE OUTSIDE AREA								= 0.320
TOTAL 15% ADDITIONAL F.A.R AREA								= 48.868

F.A.R. COVERED AREA CALCULATION FOR UNIT- 14

S.NO	PARTICULARS							AREA (SQ.M)
COVERED AREA OF UNIT 14								
1					1.450	X	0.450	= 0.653
2					3.250	X	0.450	= 1.463
3					4.650	X	6.000	= 27.900
4					2.250	X	0.450	= 1.013
5					1.500	X	0.650	= 0.975
6					2.500	X	1.275	= 4.206
7					1.800	X	2.375	= 4.275
8					1.800	X	1.425	= 2.565
9					0.200	X	1.800	= 1.320
10					3.200	X	0.900	= 2.880
11					0.200	X	0.650	= 0.130
TOTAL F.A.R AREA - (A)								= 75.652
NON F.A.R AREA OF BALCONY (B)= (Y1 + Y2 + Y3 + Y4 + Y5 + Y6)								
Y1					2.990	X	1.500	= 3.975
Y2					1.700	X	1.850	= 3.145
Y3					0.700	X	0.400	= 0.280
Y4					1.980	X	1.800	= 3.564
Y5					2.360	X	0.100	= 0.236
Y6					1.500	X	1.875	= 2.813
TOTAL (B) Y1 + Y2 + Y3 + Y4 + Y5 + Y6)								= 11.738
COVERAGE AREA FOR UNIT 14 = F.A.R AREA + (B) NON F.A.R. AREA OF BALCONY								
1	(A) F.A.R. AREA							= 75.652
2	(B) NON F.A.R AREA BALCONY							= 11.738
TOTAL UNIT COVERAGE AREA								= 87.390

F.A.R. COVERED AREA CALCULATION FOR UNIT- 15

S.NO	PARTICULARS							AREA (SQ.M)
COVERED AREA OF UNIT 15								
1					1.450	X	0.450	= 0.653
2					3.250	X	0.450	= 1.463
3					4.650	X	6.000	= 27.900
4					2.250	X	0.450	= 1.013
5					1.500	X	0.650	= 0.975
6					2.500	X	1.275	= 4.206
7					1.800	X	2.375	= 4.275
8					1.800	X	1.425	= 2.565
9					0.200	X	1.800	= 1.320
10					3.200	X	0.900	= 2.880
11					0.200	X	0.650	= 0.130
TOTAL F.A.R AREA - (A)								= 75.652
NON F.A.R AREA OF BALCONY (B)= (Y1 + Y2 + Y3 + Y4 + Y5 + Y6)								
Y1					2.990	X	1.500	= 3.975
Y2					1.700	X	1.850	= 3.145
Y3					0.700	X	0.400	= 0.280
Y4					1.980	X	1.800	= 3.564
Y5					2.360	X	0.100	= 0.236
Y6					1.500	X	1.875	= 2.813
TOTAL (B) Y1 + Y2 + Y3 + Y4 + Y5 + Y6)								= 11.738
COVERAGE AREA FOR UNIT 15 = F.A.R AREA + (B) NON F.A.R. AREA OF BALCONY								
1	(A) F.A.R. AREA							= 75.652
2	(B) NON F.A.R AREA BALCONY							= 11.738
TOTAL UNIT COVERAGE AREA								= 87.390

F.A.R. COVERED AREA CALCULATION FOR UNIT- 16

S.NO	PARTICULARS							AREA (SQ.M)
COVERED AREA OF UNIT 16								
1					1.450	X	0.450	= 0.653
2					3.250	X	0.450	= 1.463
3					4.650	X	6.000	= 27.900
4					2.250	X	0.450	= 1.013
5					1.500	X	0.650	= 0.975
6					2.500	X	1.275	= 4.206
7					1.800	X	2.375	= 4.275
8					1.800	X	1.425	= 2.565
9					0.200	X	1.800	= 1.320
10					3.200	X	0.900	= 2.880
11					0.200	X	0.650	= 0.130
TOTAL F.A.R AREA - (A)								= 75.652
NON F.A.R AREA OF BALCONY (B)= (Y1 + Y2 + Y3 + Y4 + Y5 + Y6)								
Y1					2.990	X	1.500	= 3.975
Y2					1.700	X	1.850	= 3.145
Y3					0.700	X	0.400	= 0.280
Y4					1.980	X	1.800	= 3.564
Y5					2.360	X	0.100	= 0.236
Y6					1.500	X	1.875	= 2.813
TOTAL (B) Y1 + Y2 + Y3 + Y4 + Y5 + Y6)								= 11.738
COVERAGE AREA FOR UNIT 16 = F.A.R AREA + (B) NON F.A.R. AREA OF BALCON								
1	(A) F.A.R. AREA							= 75.652
2	(B) NON F.A.R AREA BALCONY							= 11.852
TOTAL UNIT COVERAGE AREA								= 87.504

F.A.R. COVERED AREA CALCULATION FOR UNIT- 5

S.NO	PARTICULARS							AREA (SQ.M)
COVERED AREA OF UNIT 5								
1					1.450	X	0.450	= 0.653
2					3.250	X	0.450	= 1.463
3					4.650	X	6.000	= 27.900
4					2.250	X	0.450	= 1.013
5					1.500	X	0.650	= 0.975
6					2.500	X	1.275	= 4.206
7					1.800	X	2.375	= 4.275
8					1.800	X	1.425	= 2.565
9					0.200	X	1.800	= 1.320
10					3.200	X	0.900	= 2.880
11					0.200	X	0.650	= 0.130
TOTAL F.A.R AREA - (A)								= 75.652
NON F.A.R AREA OF BALCONY (B)= (Y1 + Y2 + Y3 + Y4 + Y5 + Y6)								
Y1					2.990	X	1.500	= 3.975
Y2					1.700	X	1.850	= 3.145
Y3					0.700	X	0.400	= 0.280
Y4					1.980	X	1.800	= 3.564
Y5					2.360	X	0.100	= 0.236
Y6					1.500	X	1.875	= 2.813
TOTAL (B) Y1 + Y2 + Y3 + Y4 + Y5 + Y6)								= 11.738
COVERAGE AREA FOR UNIT 5 = F.A.R AREA + (B) NON F.A.R. AREA OF BALCONY								
1	(A) F.A.R. AREA							= 75.061
2	(B) NON F.A.R AREA BALCONY							= 11.518
TOTAL UNIT COVERAGE AREA								= 86.579

F.A.R. COVERED AREA CALCULATION FOR UNIT- 6

S.NO	PARTICULARS							AREA (SQ.M)
COVERED AREA OF UNIT 6								
1					1.450	X	0.450	= 0.653
2					3.250	X	0.450	= 1.463
3					4.650	X	6.000	= 27.900
4					2.250	X	0.450	= 1.013
5					1.500	X	0.650	= 0.975
6					2.500	X	1.275	= 4.206
7					1.800	X	2.375	= 4.275
8					1.800	X	1.425	= 2.565
9					0.200	X	1.800	= 1.320
10					3.200	X	0.900	= 2.880
11					0.200	X	0.650	= 0.130
TOTAL F.A.R AREA - (A)								= 62.234
NON F.A.R AREA OF BALCONY (B)= (Y1 + Y2 + Y3 + Y4)								
Y1					2.990	X	1.500	= 3.975
Y2					1.700	X	1.850	= 3.145
Y3					0.700	X	0.400	= 0.280
Y4					1.980	X	1.800	= 3.564
TOTAL (B) Y1 + Y2 + Y3 + Y4)								= 8.550
COVERAGE AREA FOR UNIT 6 = F.A.R AREA + (B) NON F.A.R. AREA OF BALCONY								
1	(A) F.A.R. AREA							= 62.234
2	(B) NON F.A.R AREA BALCONY							= 8.550
TOTAL UNIT COVERAGE AREA								= 70.784

F.A.R. COVERED AREA CALCULATION FOR UNIT- 18

S.NO	PARTICULARS							AREA (SQ.M)
COVERED AREA OF UNIT 18								
1					1.450	X	0.450	= 0.653
2					3.250	X	0.450	= 1.463
3					4.650	X	6.000	= 27.900
4					2.250	X	0.450	= 1.013
5					1.500	X	0.650	= 0.975
6					2.500	X	1.275	= 4.206
7					1.800	X	2.375	= 4.275
8					1.800	X	1.425	= 2.565
9					0.200	X	1.800	= 1.320
10					3.200	X	0.900	= 2.880
11					0.200	X	0.650	= 0.130
TOTAL F.A.R AREA - (A)								= 75.652
NON F.A.R AREA OF BALCONY (B)= (Y1 + Y2 + Y3 + Y4 + Y5 + Y6)								
Y1					2.990	X	1.500	= 3.975
Y2					1.700	X	1.850	= 3.145
Y3					0.700	X	0.400	= 0.280
Y4					1.980	X	1.800	= 3.564
Y5					2.360	X	0.100	= 0.236
Y6					1.500	X	1.875	= 2.813
TOTAL (B) Y1 + Y2 + Y3 + Y4 + Y5 + Y6)								= 11.518
COVERAGE AREA FOR UNIT 18 = F.A.R AREA + (B) NON F.A.R. AREA OF BALCON								
1	(A) F.A.R. AREA							= 75.652
2	(B) NON F.A.R AREA BALCONY							= 11.852
TOTAL UNIT COVERAGE AREA								= 87.504

3RD TO 12TH FLOOR NON F.A.R AREA OF JALI							
1	16	X	0.200	X	0.100	=	0.320
2	2	X	1.600	X	0.050	=	0.160
3	4	X	0.815	X	0.050	=	0.163
4	1	X	1.145	X	0.050	=	0.057
5	1	X	1.155	X	0.050	=	0.058
TOTAL AREA						=	0.778

TOWER -4, 5 ,9 &10					
	GROUND COVERAGE	TOTAL	15 % AREA	NON F.A.R AREA	HEIGHT FL. LVL (MM)
GROUND FLOOR	844.778	845.104	58.858	70.463	(+) 1200
1st FLOOR		830.290	61.963	81.470	(+) 4250
2nd FLOOR		830.290	48.868	81.735	(+) 7300
3rd FLOOR		625.520	48.868	81.370	(+) 10350
4th FLOOR		625.520	48.868	81.370	(+) 13400
5th FLOOR		625.520	48.868	81.370	(+) 16450
6th FLOOR		625.520	48.868	81.370	(+) 19500
7th FLOOR		625.520	48.868	81.370	(+)22550
8th FLOOR		625.520	48.868	81.370	(+) 25600
9th FLOOR		625.520	48.868	81.370	(+) 28650
10th FLOOR		625.520	48.868	81.370	(+) 31700
11th FLOOR		625.520	48.868	81.370	(+) 34750
12th FLOOR		625.520	48.868	81.370	(+) 37800
12th A FLOOR		474.215	253.949	57.586	(+) 40850
14th FLOOR		610.498	50.720	79.211	(+) 44500
15th FLOOR		610.498	50.720	79.211	(+) 47550
16th FLOOR		610.498	50.720	79.211	(+) 50600
17th FLOOR		610.498	50.720	79.211	(+) 53650
18th FLOOR		610.498	50.720	79.211	(+) 56700
19th FLOOR		610.498	50.720	79.211	(+) 59750
20th FLOOR		610.498	50.720	79.211	(+) 62800
21ST FLOOR		610.498	50.720	79.211	(+) 65850
22ND FLOOR		610.498	50.720	79.211	(+) 68900
23RD FLOOR		351.391	40.584	18.544	(+) 71950
TERRACE				4.411	(+) 75000
MUMTY			78.353		(+) 78050
O.H TANK/ MACHINE ROOM			78.353		(+) 81500
TOTAL	844.778	14380.851	1566.089	1840.801	

TYPICAL FLOOR (3RD TO 12TH) NON F.A.R AREA OF BALCONY							
UNIT - 14			11.738	X	1.000	=	11.738
UNIT - 15			11.518	X	2.000	=	23.036
UNIT - 16			11.852	X	1.000	=	11.852
UNIT -5			8.473	X	3.000	=	25.419
UNIT - 6			8.550	X	1.000	=	8.550
JALI			0.778	X	1.000	=	0.778
TOTAL AREA						=	81.370

NORTH POINT

NO. OF PRINTS	DATE	ISSUED TO	REMARKS

Greater Noida Industrial Dev. Authority
APPROVED
Vide Letter No. 3422/ad/ID/36-22 Dated 30/06/2015
Valid up to Dated ...
D.C.M. (Plng. & Arch.)
Asstt. Arch.
Sr. Town Planner (Plng. & Arch.)

OWNER SIGN
For Starcity Real Estates Pvt. Ltd.
Director/Auth. Signatory

ARCHITECT SIGN
VISHAL SHARMA
Architect
Reg. No. CA/90/20326
Reg. No. 101400

OWNER
M/S STARCITY REAL ESTATES PVT. LTD

SUBMISSION DRAWING

KEY PLAN

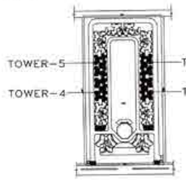

PROJECT

PROPOSED GROUP HOUSING FOR STARCITY REAL ESTATES PVT. LTD. AT PLOT NO: - GH-14A ,SECTOR- 01 GREATER NOIDA,(U.P.)

DATE	PROJECT INCH.	CHECKED BY
12-02-15	BALRAJ SINGH	BALRAJ SINGH
SCALE	DEALT BY	APPROVED BY
1:100	NITYA HUNKA	VISHAL SHARMA

DRAWING TITLE

TYPICAL FLOOR PLAN(3RD TO 12TH)

TOWER-4,5,9&10

ARCHITECTS

Confluence

S-29, SK-2 R.D-48,INDIA architecture | Ph- +91-11-29218006 Ph- +91-11-40564768 urban design | cce@inconfluence.com www.inconfluence.com hospitality | Member of ISBC ISO - 9001 : 2000 interiors

DRAWING NO. S-034

REVISION

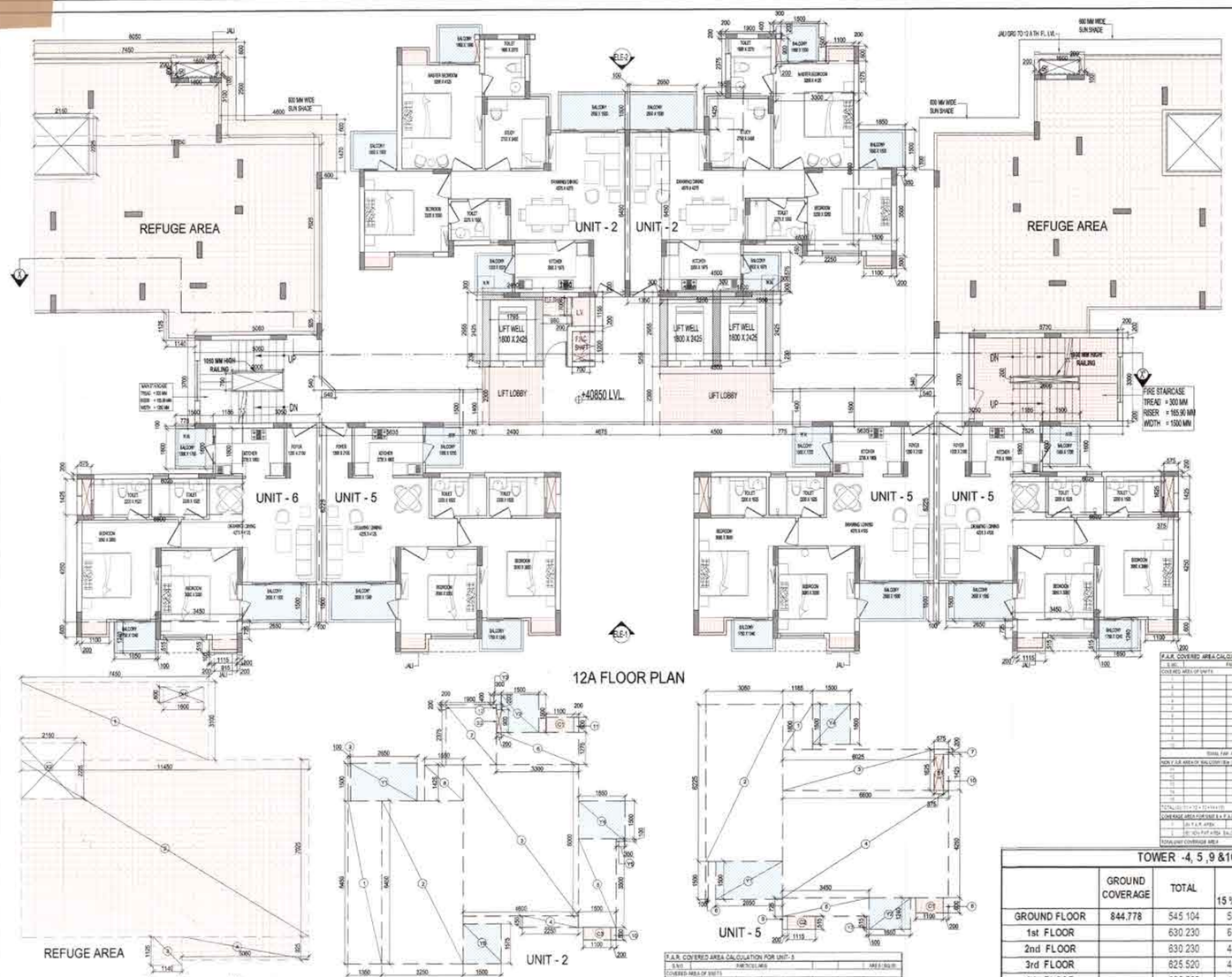

12A FLOOR PLAN

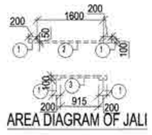

AREA DIAGRAM OF JALI

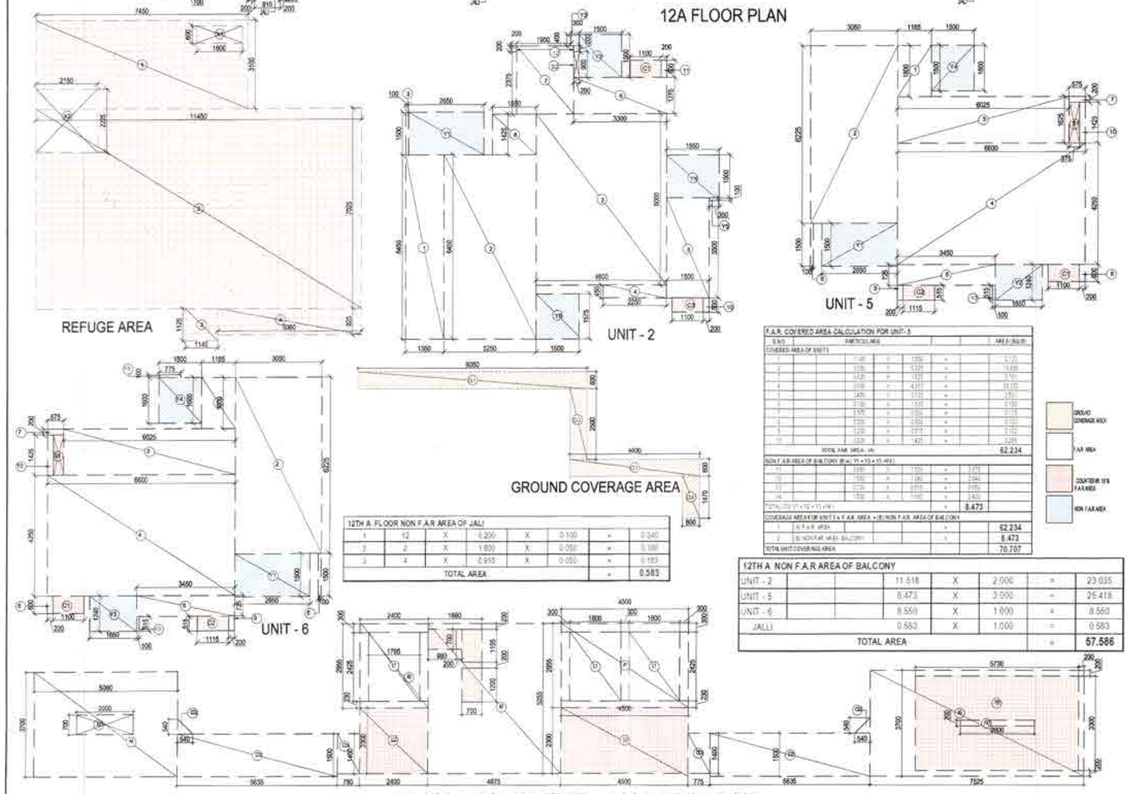

AREA DIAGRAM FOR CIRCULATION FOR TOWER - 4,5,9 & 10 TYPICAL FLOOR

TOTAL F.A.R. AREA AT 12 A FLOOR								
S.NO.	PARTICULARS							AREA(SQ.M)
FAR AREA OF UNIT- 2	=	75.061	X	2	=			150.123
FAR AREA OF UNIT-5	=	62.234	X	3	=			186.702
FAR AREA OF UNIT-6	=	62.234	X	1	=			62.234
FAR AREA OF CIRCULATION	=	75.156	X	1	=			75.156
TOTAL F.A.R AREA					=			474.215

TOWER-4, 5,9 & 10 F.A.R. COVERED AREA CALCULATION FOR CIRCULATION AREA									
S.NO.	PARTICULARS								AREA(SQ.M)
A1				4.900	X	2.855	=		13.996
A2				4.675	X	5.250	=		24.567
A3				2.450	X	2.850	=		7.082
A4				5.060	X	3.700	=		18.722
A5				1.525	X	4.700	=		27.643
CO1				5.625	X	1.500	=		8.438
CO2	2	X	0.5	X 0.540	X	0.940	=		0.269
CO3				0.775	X	1.400	=		1.085
CO4				0.700	X	1.400	=		1.092
CO5				0.525	X	1.800	=		0.945
LL1				4.600	X	2.300	=		10.350
LL2				2.400	X	2.300	=		5.520
TOTAL F.A.R AREA CORRIDOR							=		126.765
AREA SUBTRACTION									
LIFT WELL									
LT		3	X	1.800	X	2.425	=		13.095
LIFT LOBBY									
LL1				4.600	X	2.300	=		10.350
LL2				2.400	X	2.300	=		5.520
STAIRCASE CUTOUT									
SW				2.000	X	0.700	=		1.400
FIRE STAIRCASE									
FSK				8.730	X	2.300	=		18.909
SHAFT									
LV				0.700	X	1.155	=		0.809
EL				0.880	X	0.700	=		0.616
FHC				0.700	X	1.200	=		0.840
TOTAL									51.609
TOTAL F.A.R AREA CORRIDOR							=		75.156

TOWER-4, 5,9 & 10 AREA CALCULATION TOWARDS 15% ADDITIONAL F.A.R									
S.NO.	PARTICULARS								AREA (SQ.M)
FIRE STAIRCASE AREA									
FSK				8.730	X	2.300	=		18.909
TOTAL FIRE STAIRCASE AREA							=		18.909
LIFT LOBBY									
LL1				4.500	X	2.300	=		10.350
LL2				2.400	X	2.300	=		5.520
TOTAL LIFT LOBBY AREA							=		15.870
CUPBOARDS									
C1		6	X	1.100	X	0.600	=		3.960
C2		4	X	1.115	X	0.615	=		2.297
C3		2	X	1.100	X	0.500	=		1.100
TOTAL CUPBOARDS AREA							=		7.357
PLUMBING SHAFT									
S1		4	X	0.375	X	1.425	=		2.138
S2		2	X	0.200	X	0.900	=		0.360
TOTAL PLUMBING SHAFT AREA							=		2.498
F.H.C SHAFT									
FHC				0.700	X	1.200	=		0.840
TOTAL F.H.C SHAFT AREA							=		0.840
ELECTRICAL SHAFT									
EL				0.880	X	0.700	=		0.616
TOTAL ELECTRICAL SHAFT AREA							=		0.616
LV SHAFT									
LV				0.700	X	1.155	=		0.809
TOTAL LV SHAFT AREA							=		0.809
AREA SUBTRACTION									
STAIRCASE CUTOUT									
SW				2.000	X	0.200	=		0.400
TOTAL STAIRCASE CUTOUT AREA							=		0.400
TOTAL									46.448
REFUGE AREA									
1		2	X	7.450	X	2.100	=		31.290
2		2	X	11.450	X	7.025	=		160.675
3		2	X	1.140	X	1.125	=		2.565
4		2	X	8.060	X	3.625	=		58.963
TOTAL									253.493
SUBTRACTION									
X1		2	X	1.800	X	0.600	=		1.920
X2		2	X	2.150	X	2.225	=		9.568
									11.488
TOTAL REFUGE AREA									207.501
TOTAL 15% ADDITIONAL F.A.R AREA									253.949

F.A.R. COVERED AREA CALCULATION FOR UNIT- 2									
S.NO.	PARTICULARS								AREA (SQ.M)
COVERED AREA OF UNIT 2									
1				1.350	X	6.450	=		8.708
2				3.250	X	6.450	=		20.963
3				4.600	X	6.000	=		27.600
4				2.250	X	0.450	=		1.013
5				1.500	X	2.500	=		3.750
6				3.300	X	1.275	=		4.208
7				1.900	X	2.375	=		4.513
8				1.550	X	1.425	=		2.209
9				0.200	X	1.500	=		0.300
10				0.200	X	0.500	=		0.100
11				0.200	X	0.600	=		0.120
12	2	X		0.200	X	0.200	=		0.080
TOTAL FAR AREA - (A)									75.061
NON F.A.R AREA OF BALCONY (B)= (Y1 + Y2 + Y3 + Y4 + Y5 + Y6)									
Y1				2.650	X	1.500	=		3.975
Y2				1.500	X	1.500	=		2.250
Y3				0.300	X	0.400	=		0.120
Y4				1.550	X	1.500	=		2.775
Y5				0.250	X	0.100	=		0.025
Y6				1.500	X	1.575	=		2.363
TOTAL (B) Y1 + Y2 + Y3 + Y4 + Y5 + Y6							=		11.518
COVERAGE AREA FOR UNIT 2 = F.A.R AREA + (B) NON F.A.R. AREA OF BALCONY									
1	(A) F.A.R AREA						=		75.061
2	(B) NON FAR AREA BALCONY						=		11.518
TOTAL UNIT COVERAGE AREA									86.579

TOWER -4, 5 ,9 &10					
	GROUND COVERAGE	TOTAL	15 % AREA	NON F.A.R AREA	HEIGHT FL. LVL (MM)
GROUND FLOOR	844.778	545.104	58.858	70.463	(+) 1200
1st FLOOR		630.230	61.963	81.470	(+) 4250
2nd FLOOR		830.230	48.868	81.735	(+) 7300
3rd FLOOR		625.520	48.868	81.370	(+) 10350
4th FLOOR		625.520	48.868	81.370	(+) 13400
5th FLOOR		625.520	48.868	81.370	(+) 16450
6th FLOOR		625.520	48.868	81.370	(+) 19500
7th FLOOR		625.520	48.868	81.370	(+)22550
8th FLOOR		625.520	48.868	81.370	(+) 25600
9th FLOOR		625.520	48.868	81.370	(+) 28650
10th FLOOR		625.520	48.868	81.370	(+) 31700
11th FLOOR		625.520	48.868	81.370	(+) 34750
12th FLOOR		625.520	48.868	81.370	(+) 37800
12th A FLOOR		474.215	253.949	57.586	(+) 40850
14th FLOOR		610.498	50.720	79.211	(+) 44500
15th FLOOR		610.498	50.720	79.211	(+) 47550
16th FLOOR		610.498	50.720	79.211	(+) 50600
17th FLOOR		610.498	50.720	79.211	(+) 53650
18th FLOOR		610.498	50.720	79.211	(+) 56700
19th FLOOR		610.498	50.720	79.211	(+) 59750
20th FLOOR		610.498	50.720	79.211	(+) 62800
21ST FLOOR		610.498	50.720	79.211	(+) 65850
22ND FLOOR		610.498	50.720	79.211	(+) 68900
23RD FLOOR		351.391	40.584	18.544	(+) 71950
TERRACE				4.411	(+) 75000
MUMTY			78.353		(+) 78050
O.H TANK/ MACHINE ROOM			78.353		(+) 81500
TOTAL	844.778	14380.851	1566.089	1840.801	

F.A.R. COVERED AREA CALCULATION FOR UNIT- 5									
S.NO.	PARTICULARS								AREA (SQ.M)
COVERED AREA OF UNIT5									
1				1.100	X	1.200	=		1.320
2				3.025	X	6.325	=		19.128
3				2.125	X	1.725	=		3.666
4				3.600	X	4.375	=		15.750
5				2.475	X	1.775	=		4.392
6				1.100	X	1.050	=		1.155
7				3.125	X	1.350	=		4.219
8				1.275	X	1.800	=		2.295
9				1.250	X	3.575	=		4.469
10				0.875	X	1.425	=		1.247
TOTAL FAR AREA - (A)									62.234
NON F.A.R AREA OF BALCONY (B)= (Y1 + Y2 + Y3 + Y4)									
Y1				3.600	X	1.500	=		5.375
Y2				1.750	X	1.500	=		2.540
Y3				0.250	X	0.400	=		0.100
Y4				1.250	X	0.575	=		0.719
TOTAL (B) Y1 + Y2 + Y3 + Y4 + Y5				1.500	X	1.500	=		2.250
									8.473
COVERAGE AREA FOR UNIT 5 = F.A.R. AREA + (B) NON F.A.R. AREA OF BALCONY									
1	(A) F.A.R AREA						=		62.234
2	(B) NON FAR AREA BALCONY						=		8.473
TOTAL UNIT COVERAGE AREA									70.707

12TH A. FLOOR NON F.A.R AREA OF JALI							
1	12	X	0.200	X	0.100	=	0.240
2	2	X	1.600	X	0.050	=	0.160
3	4	X	0.915	X	0.050	=	0.183
TOTAL AREA						=	0.583

12TH A. NON F.A.R AREA OF BALCONY							
UNIT - 2		11.518	X	2.000	=	23.035
UNIT - 5		8.473	X	3.000	=	25.418
UNIT - 6		8.560	X	1.000	=	8.560
JALI		0.583	X	1.000	=	0.583
TOTAL AREA					=	57.586

GROUND COVERAGE AREA CALCULATION FOR 12 A FLOOR								
S.NO.	PARTICULARS							AREA (SQ.M)
TERRACE								
G1	2	X	8.050	X	0.600	=		4.830
G2	2	X	0.800	X	2.500	=		1.500
G3	2	X	4.600	X	0.600	=		2.760
G4	2	X	0.600	X	1.470	=		0.882
TOTAL								9.972

NORTH POINT

NO. OF PRINTS	DATE	ISSUED TO	REMARKS

Greater Noida Industrial Dev. Authority
APPROVED
Vide Letter No. 3670
Validity to Date 30/06/2015
D.G.M. (Plng. & Arch.)
Asstt. Arch.
S.M. (Plng.)

OWNER SIGN
For Starcity Real Estates Pvt. Ltd.
Director/Auth. Signatory

ARCHITECT SIGN

OWNER
M/S STARCITY REAL ESTATES PVT. LTD

SUBMISSION DRAWING

KEY PLAN

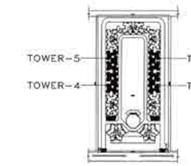

PROJECT

PROPOSED GROUP HOUSING FOR STARCITY REAL ESTATES PVT. LTD. AT PLOT NO:- GH-14A ,SECTOR-01 GREATER NOIDA,(U.P.)

DATE	PROJECT INCH.	CHECKED BY
12-02-15	BALRAJ SINGH	BALRAJ SINGH
SCALE	DEALT BY	APPROVED BY
1:100	NITYA HUNKA	VISHAL SHARMA

DRAWING TITLE

12 A FLOOR PLAN

TOWER-4,5,9&10

ARCHITECTS

Confluence

S-23, SK-2 N.D-65,INDIA
Ph- +91-11-29219908 Ph- +91-11-40564766
roa@inconfluence.com www.inconfluence.com
Member of ISDC ISO - 9001 : 2000
architecture urban design hospitality interiors

DRAWING NO. S-035

REVISION

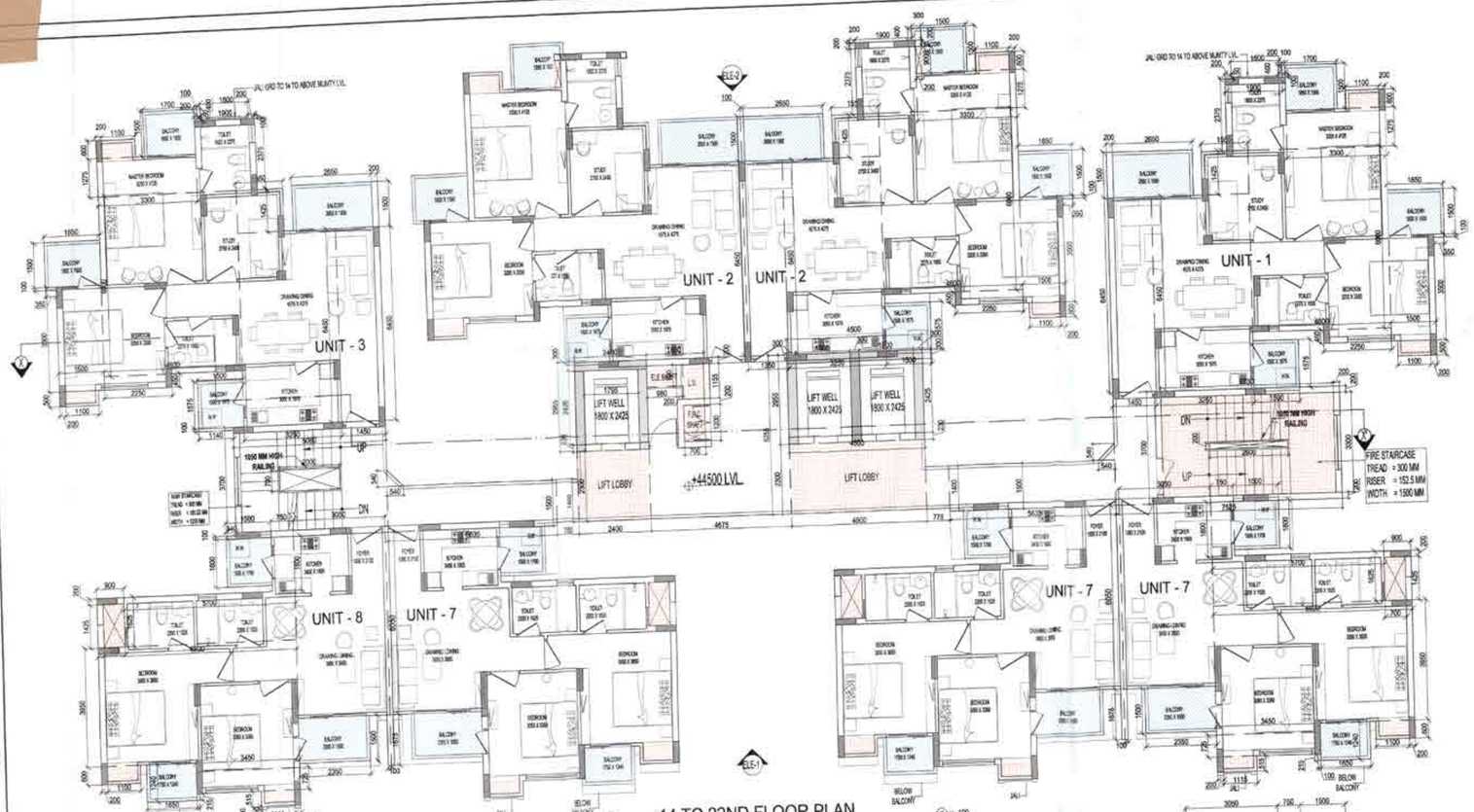

14 TO 22ND FLOOR PLAN

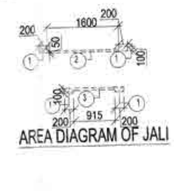

AREA DIAGRAM OF JALI

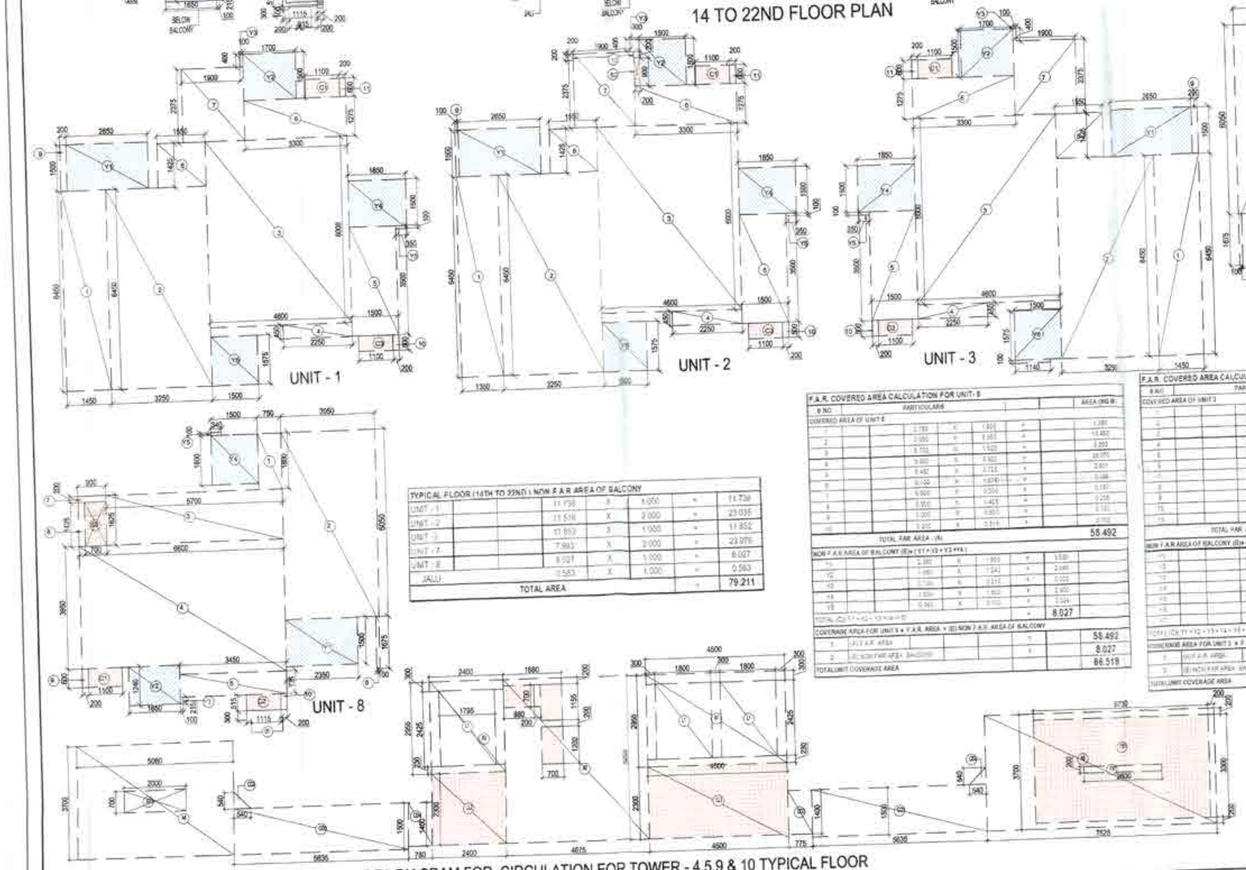

AREA DIAGRAM FOR CIRCULATION FOR TOWER - 4,5,9 & 10 TYPICAL FLOOR

TOTAL F.A.R. AREA AT TYPICAL FLOOR (14TH FL. LVL TO 22ND FL. LVL)						
S.NO.	PARTICULARS					AREA(SQ.M)
FAR AREA OF UNIT-1	=	75.626	X	1	=	75.626
FAR AREA OF UNIT-2	=	75.061	X	2	=	150.123
FAR AREA OF UNIT-3	=	75.626	X	1	=	75.626
FAR AREA OF UNIT-7	=	58.492	X	3	=	175.475
FAR AREA OF UNIT-8	=	58.492	X	1	=	58.492
FAR AREA OF CIRCULATION	=	75.156	X	1	=	75.156
TOTAL F.A.R AREA					=	610.498

TOWER-4, 5,9 & 10 F.A.R. COVERED AREA CALCULATION FOR CIRCULATION AREA								
S.NO.	PARTICULARS							AREA (SQ.M)
A1				4.500	X	2.938	=	13.224
A2				4.575	X	9.275	=	54.607
A3				2.400	X	2.900	=	7.080
A4				3.650	X	5.725	=	19.722
A5				1.625	X	3.725	=	6.051
A6				0.938	X	1.875	=	1.758
CD1				0.840	X	1.140	=	0.958
CD2	2	=	0.9	0.840	X	1.140	=	1.916
CD3				3.775	X	1.400	=	5.285
CD4				3.750	X	1.800	=	6.750
CD5				3.675	X	1.400	=	5.145
CD6				4.800	X	1.875	=	9.000
CD7				2.400	X	0.900	=	2.160
TOTAL F.A.R AREA CORRIDOR							=	126.765
AREA SUBTRACTION								
LIFT WELL								
L1	1	X	1.800	X	3.425	=	6.165	
LIFT LOBBY								
LL1				4.800	X	2.125	=	10.200
LL2				2.400	X	2.350	=	5.640
STAIRCASE CUTOUT								
SC1				3.000	X	2.700	=	8.100
FIRE STAIRCASE								
FS1				5.725	X	3.300	=	18.825
SHAFT								
L1				5.700	X	1.158	=	6.601
S1				5.980	X	0.700	=	4.186
S2				5.700	X	1.200	=	6.840
TOTAL							=	51.609
TOTAL F.A.R AREA CORRIDOR							=	75.156

TOWER-4, 5,9 & 10 AREA CALCULATION TOWARDS 15% ADDITIONAL F.A.R								
S.NO.	PARTICULARS							AREA (SQ.M)
FIRE STAIRCASE AREA								
FS1				5.725	X	3.300	=	18.909
TOTAL FIRE STAIRCASE AREA							=	18.909
LIFT LOBBY								
LL1				4.800	X	3.300	=	15.840
LL2				2.400	X	2.350	=	5.640
TOTAL LIFT LOBBY AREA							=	15.870
CUPBOARDS								
C1		5	X	1.125	X	0.900	=	5.063
C2		4	X	1.125	X	0.675	=	3.037
C3		4	X	1.125	X	0.450	=	2.025
C4		4	X	1.125	X	0.225	=	1.012
TOTAL CUPBOARDS AREA							=	9.777
PLUMBING SHAFT								
S3	4	X	0.700	X	1.100	=	3.080	
S4	2	X	0.220	X	0.880	=	0.387	
TOTAL PLUMBING SHAFT AREA							=	4.350
F.H.C SHAFT								
FHC				0.700	X	1.200	=	0.840
TOTAL F.H.C SHAFT AREA							=	0.840
ELECTRICAL SHAFT								
E1				0.600	X	1.750	=	1.050
TOTAL ELECTRICAL SHAFT AREA							=	0.886
LV SHAFT								
LV1				0.700	X	1.150	=	0.805
TOTAL LV SHAFT AREA							=	0.805
AREA SUBTRACTION								
UPERCASE CUTOUT								
SC1				0.800	X	2.100	=	0.920
TOTAL STAIRCASE CUTOUT AREA							=	0.920
TOTAL 15% ADDITIONAL F.A.R AREA								50.720

F.A.R. COVERED AREA CALCULATION FOR UNIT- 1								
S.NO.	PARTICULARS							AREA (SQ.M)
COVERED AREA OF UNIT 1								
1			1.450	X	6.450	=	9.353	
2			3.250	X	6.450	=	20.963	
3			4.900	X	6.000	=	29.400	
4			2.250	X	0.450	=	1.013	
5			1.900	X	0.500	=	0.950	
6			2.300	X	1.275	=	4.208	
7			1.600	X	2.375	=	4.513	
8			1.550	X	1.425	=	2.209	
9			0.200	X	1.500	=	0.300	
10			0.200	X	0.500	=	0.100	
11			0.250	X	0.600	=	0.150	
TOTAL F.A.R. AREA - (A)							=	75.626
NON F.A.R AREA OF BALCONY (B)= (Y1 + Y2 + Y3 + Y4 + Y5 + Y6)								
Y1			2.450	X	1.500	=	3.675	
Y2			1.700	X	1.500	=	2.550	
Y3			0.100	X	0.400	=	0.040	
Y4			1.850	X	1.500	=	2.775	
Y5			0.350	X	0.100	=	0.035	
Y6			1.500	X	1.575	=	2.363	
TOTAL (B) Y1 + Y2 + Y3 + Y4 + Y5 + Y6)							=	11.738
COVERAGE AREA FOR UNIT 1 = F.A.R. AREA + (B) NON F.A.R. AREA OF BALCONY								
1	(A) F.A.R. AREA						=	75.626
2	(B) NON FAR AREA BALCONY						=	11.738
TOTALUNIT COVERAGE AREA								87.364

F.A.R. COVERED AREA CALCULATION FOR UNIT- 2								
S.NO.	PARTICULARS							AREA (SQ.M)
COVERED AREA OF UNIT 2								
1			1.450	X	6.450	=	9.353	
2			3.250	X	6.450	=	20.963	
3			4.900	X	6.000	=	29.400	
4			2.250	X	0.450	=	1.013	
5			1.900	X	0.500	=	0.950	
6			2.300	X	1.275	=	4.208	
7			1.600	X	2.375	=	4.513	
8			1.550	X	1.425	=	2.209	
9			0.200	X	1.500	=	0.300	
10			0.200	X	0.500	=	0.100	
11			0.250	X	0.600	=	0.150	
12	2	X	0.200	X	0.300	=	0.060	
TOTAL F.A.R. AREA - (A)							=	75.061
NON F.A.R AREA OF BALCONY (B)= (Y1 + Y2 + Y3 + Y4 + Y5 + Y6)								
Y1			2.450	X	1.500	=	3.675	
Y2			1.500	X	1.500	=	2.250	
Y3			0.300	X	0.400	=	0.120	
Y4			1.850	X	1.500	=	2.775	
Y5			0.350	X	0.100	=	0.035	
Y6			1.500	X	1.575	=	2.363	
TOTAL (B) Y1 + Y2 + Y3 + Y4 + Y5 + Y6							=	11.518
COVERAGE AREA FOR UNIT 2 = F.A.R. AREA + (B) NON F.A.R. AREA OF BALCONY								
1	(A) F.A.R. AREA						=	75.061
2	(B) NON FAR AREA BALCONY						=	11.518
TOTALUNIT COVERAGE AREA								86.579

14TH TO 22ND FLOOR NON F.A.R AREA OF JALI								
1	12	X	0.200	X	0.100	=	0.240	
2	2	X	1.500	X	0.050	=	0.150	
3	4	X	0.915	X	0.050	=	0.183	
TOTAL AREA						=	0.583	

F.A.R. COVERED AREA CALCULATION FOR UNIT- 7								
S.NO.	PARTICULARS							AREA (SQ.M)
COVERED AREA OF UNIT 7								
1			2.750	X	1.800	=	4.950	
2			2.850	X	1.800	=	5.130	
3			3.750	X	4.825	=	18.094	
4			4.900	X	3.850	=	18.865	
5			1.425	X	1.850	=	2.636	
6			3.750	X	6.375	=	23.906	
7			3.900	X	4.375	=	17.063	
8			2.850	X	1.425	=	4.061	
9			3.850	X	1.600	=	6.160	
10			3.850	X	0.775	=	2.984	
TOTAL F.A.R. AREA - (A)							=	58.492
NON F.A.R AREA OF BALCONY (B)= (Y1 + Y2 + Y3 + Y4)								
Y1			2.850	X	1.800	=	5.127	
Y2			1.850	X	1.800	=	3.330	
Y3			3.850	X	0.425	=	1.636	
Y4			3.850	X	1.400	=	5.390	
TOTAL (B) Y1 + Y2 + Y3 + Y4							=	7.993
COVERAGE AREA FOR UNIT 7 = F.A.R. AREA + (B) NON F.A.R. AREA OF BALCONY								
1	(A) F.A.R. AREA						=	58.492
2	(B) NON FAR AREA BALCONY						=	7.993
TOTAL UNIT COVERAGE AREA								66.484

F.A.R. COVERED AREA CALCULATION FOR UNIT- 8								
S.NO.	PARTICULARS							AREA (SQ.M)
COVERED AREA OF UNIT 8								
1			2.750	X	1.800	=	4.950	
2			2.850	X	1.800	=	5.130	
3			3.750	X	4.825	=	18.094	
4			4.900	X	3.850	=	18.865	
5			1.425	X	1.850	=	2.636	
6			3.750	X	6.375	=	23.906	
7			3.900	X	4.375	=	17.063	
8			2.850	X	1.425	=	4.061	
9			3.850	X	1.600	=	6.160	
10			3.850	X	0.775	=	2.984	
TOTAL FAR AREA - (A)							=	58.492
NON F.A.R AREA OF BALCONY (B)= (Y1 + Y2 + Y3 + Y4)								
Y1			2.850	X	1.800	=	5.127	
Y2			1.850	X	1.800	=	3.330	
Y3			3.850	X	0.425	=	1.636	
Y4			3.850	X	1.400	=	5.390	
TOTAL (B) Y1 + Y2 + Y3 + Y4							=	8.027
COVERAGE AREA FOR UNIT 8 = F.A.R. AREA + (B) NON F.A.R. AREA OF BALCONY								
1	(A) F.A.R. AREA						=	58.492
2	(B) NON FAR AREA BALCONY						=	8.027
TOTALUNIT COVERAGE AREA								66.519

F.A.R. COVERED AREA CALCULATION FOR UNIT- 3								
S.NO.	PARTICULARS							AREA (SQ.M)
COVERED AREA OF UNIT 3								
1			1.450	X	6.450	=	9.353	
2			3.250	X	6.450	=	20.963	
3			4.900	X	6.000	=	29.400	
4			2.250	X	0.450	=	1.013	
5			1.900	X	0.500	=	0.950	
6			2.300	X	1.275	=	4.208	
7			1.600	X	2.375	=	4.513	
8			1.550	X	1.425	=	2.209	
9			0.200	X	1.500	=	0.300	
10			0.200	X	0.500	=	0.100	
11			0.250	X	0.600	=	0.150	
TOTAL FAR AREA - (A)							=	75.626
NON F.A.R AREA OF BALCONY (B)= (Y1 + Y2 + Y3 + Y4 + Y5 + Y6 + Y7)								
Y1			2.850	X	1.800	=	5.127	
Y2			1.700	X	1.800	=	3.060	
Y3			0.100	X	0.400	=	0.040	
Y4			1.850	X	1.500	=	2.775	
Y5			0.350	X	0.100	=	0.035	
Y6			1.500	X	1.575	=	2.363	
Y7			1.140	X	0.100	=	0.114	
TOTAL (B) Y1 + Y2 + Y3 + Y4 + Y5 + Y6 + Y7)							=	11.852
COVERAGE AREA FOR UNIT 3 = F.A.R. AREA + (B) NON F.A.R. AREA OF BALCONY								
1	(A) F.A.R. AREA						=	75.626
2	(B) NON FAR AREA BALCONY						=	11.852
TOTALUNIT COVERAGE AREA								87.478

TYPICAL FLOOR (14TH TO 22ND) NON F.A.R AREA OF BALCONY							
UNIT - 1	11.738	X	3.000	=	35.214		
UNIT - 2	11.518	X	2.000	=	23.036		
UNIT - 3	11.852	X	1.000	=	11.852		
UNIT - 7	7.993	X	3.000	=	23.979		
UNIT - 8	8.027	X	1.000	=	8.027		
JALI	0.583	X	1.000	=	0.583		
TOTAL AREA					=	79.211	

TOWER -4, 5 ,9 &10					
	GROUND COVERAGE	TOTAL	15 % AREA	NON F.A.R AREA	HEIGHT FL. LVL (MM)
GROUND FLOOR	844.778	545.104	58.868	70.463	(+) 1200
1st FLOOR		630.230	61.963	81.470	(+) 4250
2nd FLOOR		630.230	48.868	81.735	(+) 7300
3rd FLOOR		625.520	48.868	81.370	(+) 10350
4th FLOOR		625.520	48.868	81.370	(+) 13400
5th FLOOR		625.520	48.868	81.370	(+) 16450
6th FLOOR		625.520	48.868	81.370	(+) 19500
7th FLOOR		625.520	48.868	81.370	(+)22550
8th FLOOR		625.520	48.868	81.370	(+) 25600
9th FLOOR		625.520	48.868	81.370	(+) 28650
10th FLOOR		625.520	48.868	81.370	(+) 31700
11th FLOOR		625.520	48.868	81.370	(+) 34750
12th FLOOR		625.520	48.868	81.370	(+) 37800
12th A FLOOR		474.215	253.949	57.585	(+) 40850
14th FLOOR		610.498	50.720	79.211	(+) 44500
15th FLOOR		610.498	50.720	79.211	(+) 47550
16th FLOOR		610.498	50.720	79.211	(+) 50600
17th FLOOR		610.498	50.720	79.211	(+) 53650
18th FLOOR		610.498	50.720	79.211	(+) 56700
19th FLOOR		610.498	50.720	79.211	(+) 59750
20th FLOOR		610.498	50.720	79.211	(+) 62800
21ST FLOOR		610.498	50.720	79.211	(+) 65850
22ND FLOOR		610.498	50.720	79.211	(+) 68900
23RD FLOOR		351.391	40.584	18.544	(+) 71950
TERRACE				4.411	(+) 75000
MUMTY			78.353		(+) 78050
O.H TANK/ MACHINE ROOM			78.353		(+) 81500
TOTAL	844.778	14380.851	1566.089	1840.801	

NORTH POINT

NO. OF PRINTS	DATE	ISSUED TO	REMARKS

Greater Noida Industrial Dev. Authority
APPROVED
Vide Letter No. BP-3143/93/01/15-3690 Dated 30/06/2015
Valid up to Dated ...
D.G.M. (Phg. & Arch.)
Asstt. Arch.

OWNER SIGN
For Starcity Real Estates Pvt. Ltd.
Director/Auth. Signatory

ARCHITECT SIGN

OWNER
M/S STARCITY REAL ESTATES PVT. LTD

SUBMISSION DRAWING

KEY PLAN

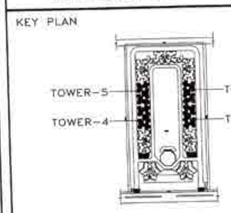

PROJECT

PROPOSED GROUP HOUSING FOR STARCITY REAL ESTATES PVT. LTD. AT PLOT NO. - GH-14A ,SECTOR- 01 GREATER NOIDA,(U.P.)

DATE	PROJECT INCH.	CHECKED BY
12-02-15	BALRAJ SINGH	BALRAJ SINGH
SCALE	DEALT BY	APPROVED BY
1:100	NITYA HUNKA	VISHAL SHARMA

DRAWING TITLE

TYPICAL FLOOR PLAN (14TH TO 22ND)

TOWER-4,5,9&10

ARCHITECTS

Confluence

S-29, GK-3 N.D.-48,INDIA
Ph: +91-11-29210008
Ph: +91-11-40564768
cos@inconfluence.com
www.inconfluence.com
Member of IIA
ISO - 9001 :
architecture urban design consultants interiors

DRAWING NO.
S-036

REVISI

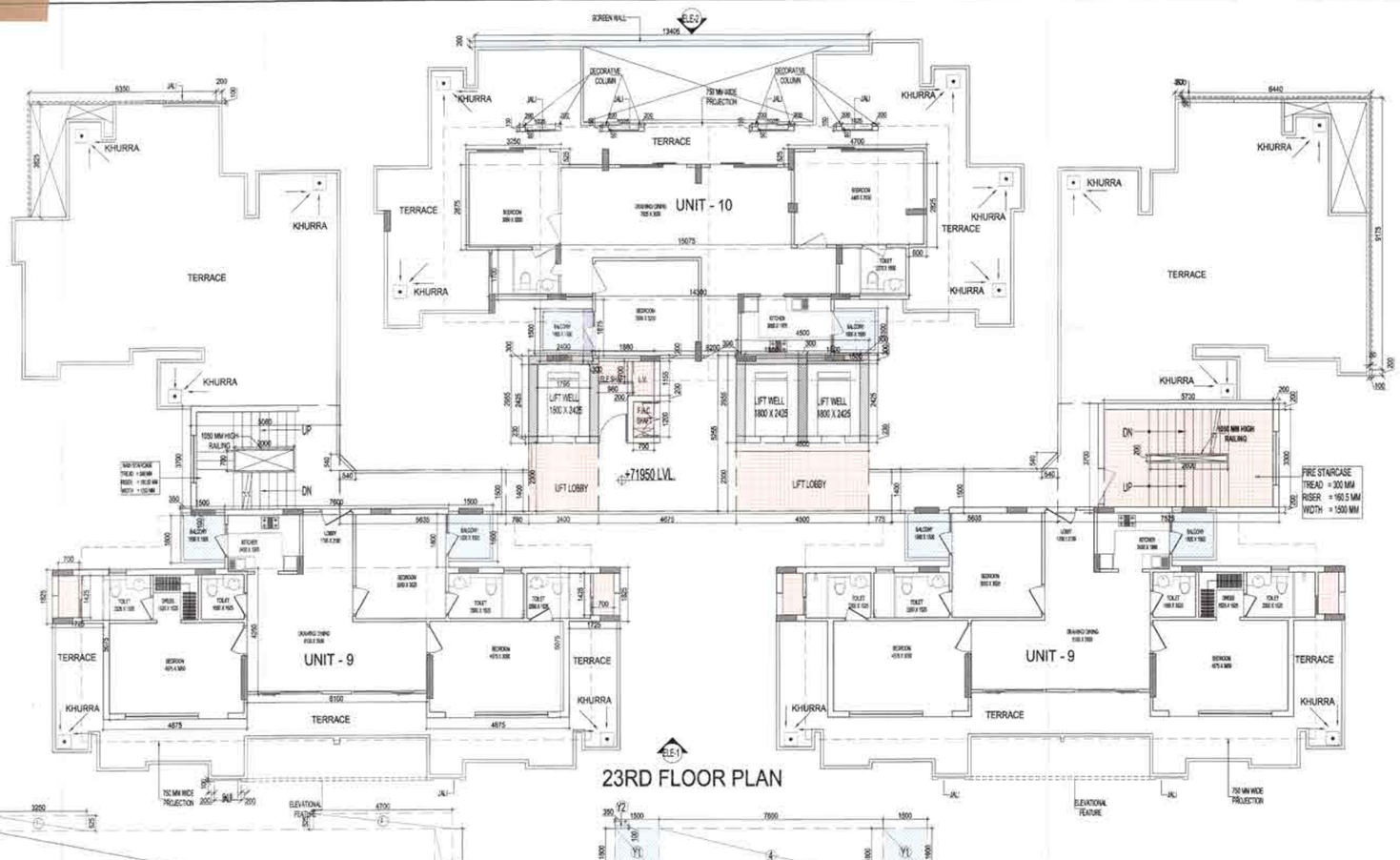

23RD FLOOR PLAN

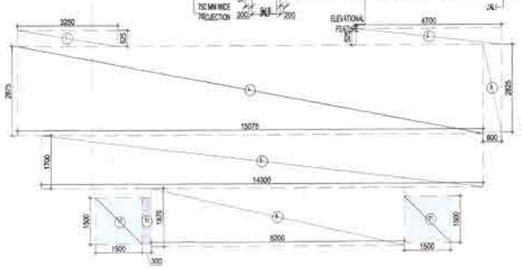

AREA DIAGRAM OF UNIT - 10

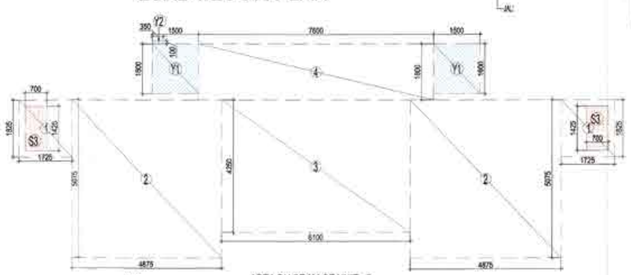

AREA DIAGRAM OF UNIT - 9

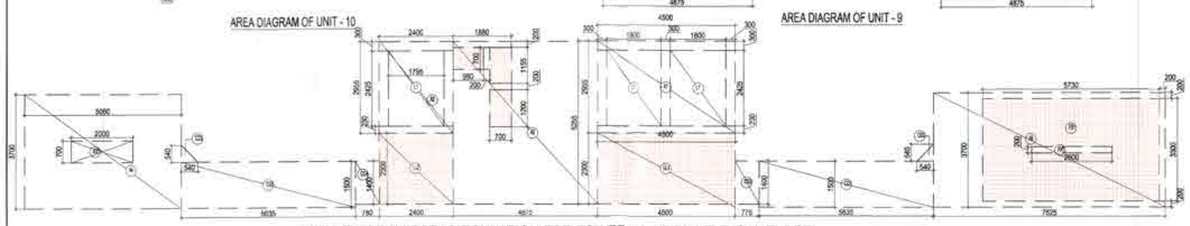

AREA DIAGRAM FOR CIRCULATION FOR TOWER - 4,5,9 & 10 TYPICAL FLOOR

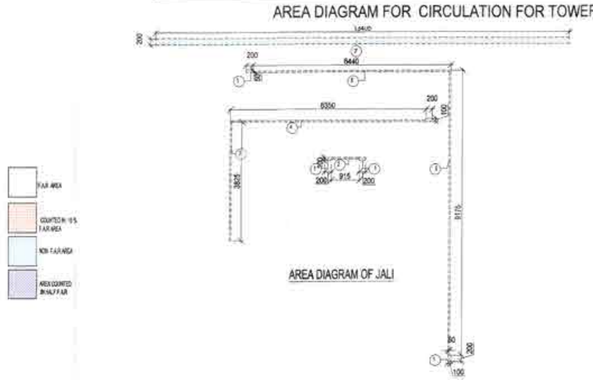

AREA DIAGRAM OF JALI

AREA DIAGRAM OF JALI

TOTAL F.A.R. AREA AT 23RD FLOOR							
S.NO.		PARTICULARS					AREA(SQ.M)
FAR AREA OF UNIT-9	=	93.388	X	2	=		186.775
FAR AREA OF UNIT-10		89.014		1			89.014
DECORATIVE COLUMN & JALI AREA		0.445	X	1	=		0.445
FAR AREA OF CIRCULATION	=	75.156	X	1	=		75.156
TOTAL F.A.R AREA					=		351.391

TOWER- 5 & 9 F.A.R. COVERED AREA CALCULATION FOR CIRCULATION AREA										
S.NO.			PARTICULARS							AREA(SQ.M)
A1					4.500	X	2.955	=		13.298
A2					4.675	X	5.265	=		24.587
A3					2.400	X	2.955	=		7.092
A4					5.060	X	3.700	=		18.722
A5					7.525	X	3.700	=		27.843
CD1					5.635	X	1.500	=		8.453
CD2	2	X	0.6	X	0.540	X	0.540	=		0.292
CD3					0.775	X	1.400	=		1.085
CD4					0.780	X	1.400	=		1.092
CD5					5.635	X	1.500	=		8.453
LL1					4.500	X	2.300	=		10.350
LL2					2.400	X	2.300	=		5.520
TOTAL F.A.R AREA CORRIDOR								=		126.765
AREA SUBTRACTION										
LIFT WELL										
LL1			2	X	1.800	X	2.425	=		13.095
LIFT LOBBY										
LL1					4.500	X	2.300	=		10.350
LL2					2.400	X	2.300	=		5.520
STAIRCASE CUTOUT										
XX1					2.000	X	0.700	=		1.400
FIRE STAIRCASE										
FS1					5.730	X	3.300	=		18.909
SHAFT										
LV					0.700	X	1.155	=		0.809
EL					0.980	X	0.700	=		0.686
FHC					0.700	X	1.200	=		0.840
TOTAL										51.609
TOTAL F.A.R AREA CORRIDOR								=		75.156

TOWER-4,5 ,9 & 10 AREA CALCULATION TOWARDS 15% ADDITIONAL F.A.R (23RD Floor)										
S.NO.			PARTICULARS							AREA(SQ.M)
FIRE STAIRCASE AREA										
FS1					5.730	X	3.300	=		18.909
TOTAL FIRE STAIRCASE AREA								=		18.909
LIFT LOBBY										
LL1					4.500	X	2.300	=		10.350
LL2					2.400	X	2.300	=		5.520
TOTAL LIFT LOBBY AREA								=		15.870
PLUMBING SHAFT										
SS			4	X	0.700	X	1.425	=		3.990
TOTAL PLUMBING SHAFT AREA								=		3.990
F.H.C SHAFT										
FHC					0.700	X	1.200	=		0.840
TOTAL F.H.C SHAFT AREA								=		0.840
ELECTRICAL SHAFT										
EL					0.980	X	0.700	=		0.686
TOTAL ELECTRICAL SHAFT AREA								=		0.686
LV SHAFT										
LV					0.700	X	1.155	=		0.809
TOTAL LV SHAFT AREA								=		0.809
AREA SUBTRACTION										
STAIRCASE CUTOUT										
FX1					2.600	X	0.200	=		0.520
TOTAL STAIRCASE CUTOUT AREA								=		0.520
TOTAL 15% ADDITIONAL F.A.R AREA										40.584

F.A.R. COVERED AREA CALCULATION FOR UNIT- 9 (PENTHOUSE)							
S.NO.	PARTICULARS						AREA (SQ.M)
COVERED AREA OF UNIT 9							
1	2	X	1.725	X	1.525	=	5.256
2	2	X	4.875	X	5.075	=	49.481
3			6.100	X	4.250	=	25.925
4			7.600	X	1.800	=	13.680
TOTAL FAR AREA - (A)							95.383
SUBTRACTION NON F.A.R AREA							
S2	2	X	0.700	X	1.425	=	1.995
TOTAL AREA							93.388
NON F.A.R AREA OF BALCONY (B)							
Y1	2	X	1.500	X	1.600	=	4.800
Y2	1	X	0.350	X	0.100	=	0.035
TOTAL AREA (B)						=	4.835
COVERAGE AREA FOR UNIT 9 = F.A.R AREA (A)+ (B) NON F.A.R AREA OF BALCONY							
1	(A) F.A.R AREA					=	93.388
2	(B) NON FAR AREA BALCONY					=	4.835
TOTAL UNIT COVERAGE AREA							98.223

F.A.R. COVERED AREA CALCULATION FOR UNIT-10 (PENTHOUSE)							
S.NO.	PARTICULARS						AREA (SQ.M)
COVERED AREA OF UNIT 10							
1			3.250	X	0.525	=	1.706
2			4.700	X	0.525	=	2.468
3			0.600	X	2.825	=	1.695
4			15.075	X	2.875	=	43.341
5			14.300	X	1.700	=	24.310
6			8.200	X	1.875	=	15.375
TOTAL FAR AREA - (A)						=	88.894
F.A.R. AREA OF BALCONY (B) =X1/2							
X1			0.300	X	1.600	=	0.480
TOTAL (B)						=	0.120
TOTAL F.A.R AREA (A+B)							
1	F.A.R. AREA (A)					=	88.894
2	TOTAL (B)					=	0.120
TOTAL F.A.R. AREA						=	89.014
NON F.A.R. AREA							
Y1	2	X	1.500	X	1.500	=	4.500
TOTAL						=	4.500
TOTAL COVERAGE AREA OF UNIT - 10							
1	F.A.R. AREA					=	88.894
2	TOTAL BALCONY AREA OF (B) X2					=	0.480
3	NON FAR AREA					=	4.500
TOTAL COVERAGE AREA						=	93.874

DECORATIVE COLUMN & JALI AREA CALCULATION FOR F.A.R AREA AT (23RD FLOOR)								
S.NO.	PARTICULARS							AREA (SQ.M)
TERRACE								
1	8	X	0.200	X	0.150	=		0.240
2	4	X	1.025	X	0.050	=		0.205
TOTAL								0.445

23RD FLOOR NON F.A.R AREA OF JALI							
1	11	X	0.200	X	0.100	=	0.220
2	4	X	0.915	X	0.050	=	0.183
3	1	X	3.825	X	0.050	=	0.191
4	1	X	6.350	X	0.050	=	0.318
5	1	X	9.175	X	0.050	=	0.459
6	1	X	6.440	X	0.050	=	0.322
7	1	X	13.405	X	0.200	=	2.681
TOTAL AREA						=	4.374

TOWER -4, 5 ,9 &10					
	GROUND COVERAGE	TOTAL	15 % AREA	NON F.A.R AREA	HEIGHT FL. LVL (MM)
GROUND FLOOR	844.778	545.104	58.858	70.463	(+) 1200
1st FLOOR		630.230	61.963	81.470	(+) 4250
2nd FLOOR		630.230	48.868	81.735	(+) 7300
3rd FLOOR		625.520	48.868	81.370	(+) 10350
4th FLOOR		625.520	48.868	81.370	(+) 13400
5th FLOOR		625.520	48.868	81.370	(+) 16450
6th FLOOR		625.520	48.868	81.370	(+) 19500
7th FLOOR		625.520	48.868	81.370	(+)22550
8th FLOOR		625.520	48.868	81.370	(+) 25600
9th FLOOR		625.520	48.868	81.370	(+) 28650
10th FLOOR		625.520	48.868	81.370	(+) 31700
11th FLOOR		625.520	48.868	81.370	(+) 34750
12th FLOOR		625.520	48.868	81.370	(+) 37800
12th A FLOOR		474.215	253.949	57.586	(+) 40850
14th FLOOR		610.498	50.720	79.211	(+) 44500
15th FLOOR		610.498	50.720	79.211	(+) 47550
16th FLOOR		610.498	50.720	79.211	(+) 50600
17th FLOOR		610.498	50.720	79.211	(+) 53650
18th FLOOR		610.498	50.720	79.211	(+) 56700
19th FLOOR		610.498	50.720	79.211	(+) 59750
20th FLOOR		610.498	50.720	79.211	(+) 62800
21ST FLOOR		610.498	50.720	79.211	(+) 65850
22ND FLOOR		610.498	50.720	79.211	(+) 68900
23RD FLOOR		351.391	40.584	18.544	(+) 71950
TERRACE				4.411	(+) 75000
MUMTY			78.353		(+) 78050
O.H TANK/ MACHINE ROOM			78.353		(+) 81500
TOTAL	844.778	14380.851	1566.089	1840.801	

23RD FLOOR NON F.A.R AREA OF BALCONY							
UNIT - 9			4.835	X	2.000	=	9.670
UNIT - 10			4.500	X	1.000	=	4.500
JALLI			4.374	X	1.000	=	4.374
TOTAL AREA						=	18.544

NORTH POINT

NO. OF PRINTS	DATE	ISSUED TO	REMARKS

Greater Noida Industrial Dev. Authority
APPROVED
Vide Letter No. 823/GM/T/41/16-3520 dated 30/06/2015
Valid up to Date
D.G.M. (Plan. & Arch.)
Chief Engineer (Plan. & Arch.)
Asstt. Arch.
S.M. (Plng.)

OWNER SIGN
For Starcity Real Estates Pvt. Ltd.
Director/Auth. Signatory

ARCHITECT SIGN

OWNER
M/S STARCITY REAL ESTATES PVT. LTD

SUBMISSION DRAWING

KEY PLAN

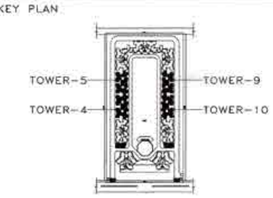

PROJECT

PROPOSED GROUP HOUSING FOR STARCITY REAL ESTATES PVT. LTD. AT PLOT NO: - GH-14A ,SECTOR- 01 GREATER NOIDA,(U.P.)

DATE	PROJECT INCH.	CHECKED BY
12-02-15	BALRAJ SINGH	BALRAJ SINGH
SCALE	DEALT BY	APPROVED BY
1:100	NITYA HUNKA	VISHAL SHARMA

DRAWING TITLE

23 RD FLOOR PLAN

TOWER-4,5,9&10

ARCHITECTS

Confluence

S- 29, GF-2 N.D-48,INDIA architecture | Ph- +91-11-25818006 urban design | info@inconfluence.com; Ph:- +91-11-40584788 hospitality | www.inconfluence.com interiors | Member of ISDC ISO - 9001 : 2008

DRAWING NO. S-037

REVISION

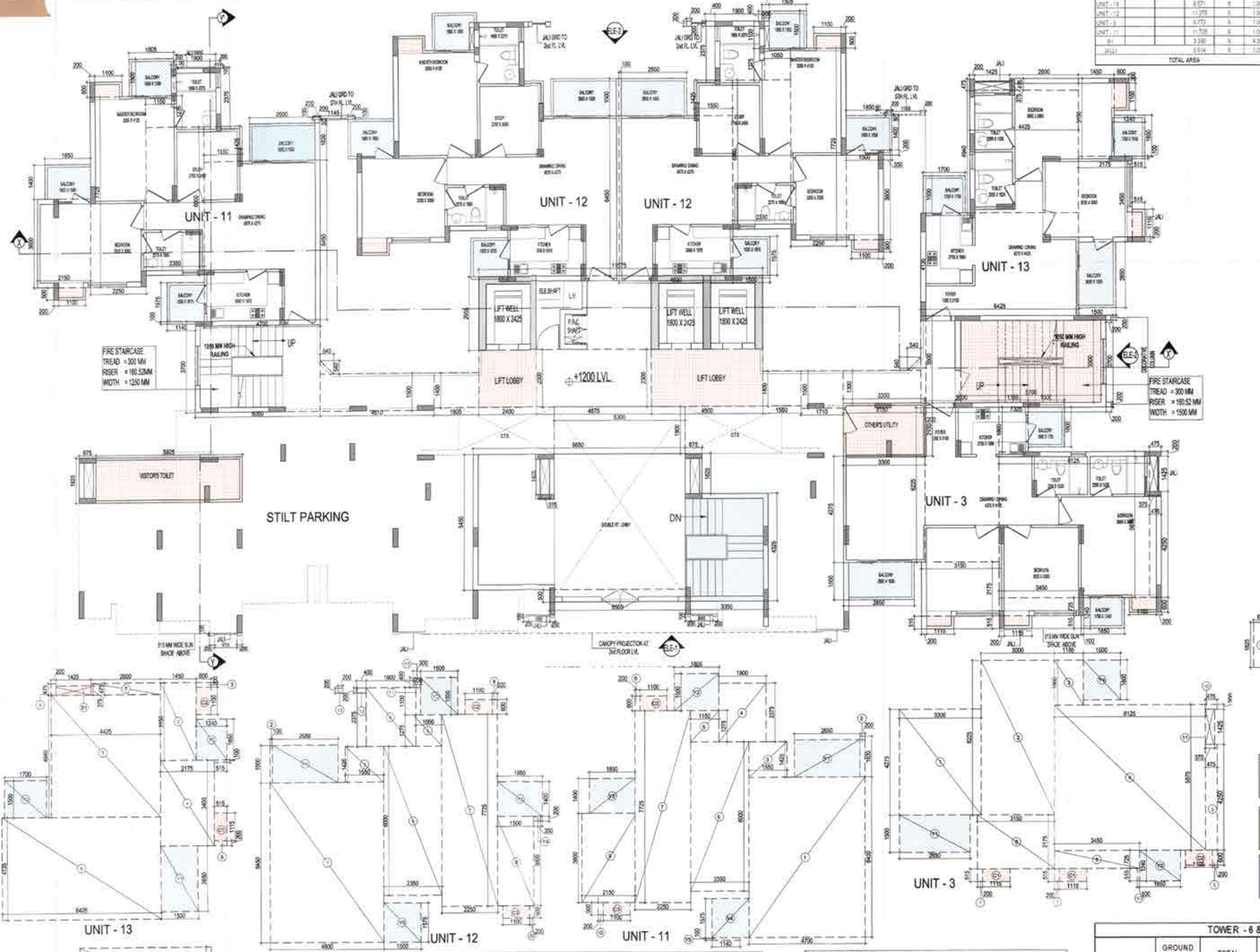

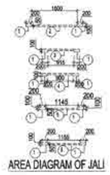

AREA DIAGRAM OF JALI

VISITOR'S TOILET

F.A.R AREA

COUNTED IN 15 % F.A.R AREA

NON F.A.R AREA

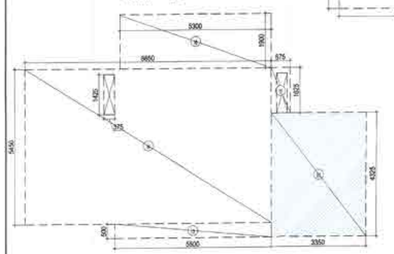

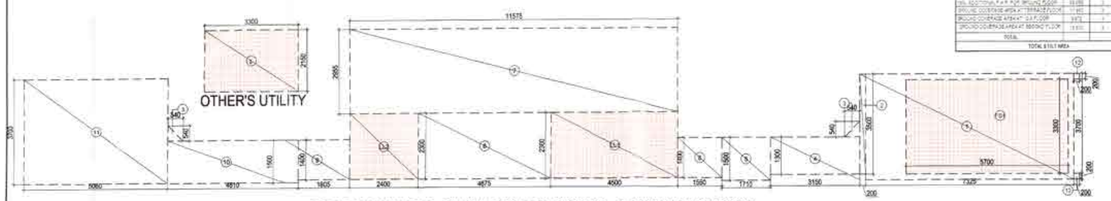

AREA DIAGRAM FOR CIRCULATION FOR TOWER - 6 & 8 GROUND FLOOR

GROUND FLOOR NON F.A.R AREA							
UNIT - 11		8.671	X	1.000	=	8.671
UNIT - 12		11.379	X	1.000	=	11.379
UNIT - 3		8.773	X	1.000	=	8.773
UNIT - 13		11.708	X	1.000	=	11.708
B1		3.390	X	4.325	=	14.466
JALI		0.914	X	1.000	=	0.914
TOTAL AREA					=	55.826

TOTAL F.A.R. AREA AT GROUND FLOOR							
S.NO		PARTICULARS					AREA(SQ.M)
FAR AREA OF UNIT-3	=	83.227	X	1	=		83.227
FAR AREA OF UNIT-11	=	78.270	X	1	=		78.270
FAR AREA OF UNIT-12	=	75.449	X	2	=		150.898
FAR AREA OF UNIT-13	=	64.248	X	1	=		64.248
FAR AREA OF CIRCULATION (WITH ENT. LOBBY)		182.162	X	1	=		182.162
TOTAL F.A.R AREA					=		558.803

F.A.R. COVERED AREA CALCULATION FOR UNIT- 3							
S.NO		PARTICULARS					AREA (SQ.M)
COVERED AREA OF UNIT 3							
1		3.500	X	4.275	=		14.963
2		9.225	X	2.000	=		18.675
3		1.165	X	1.800	=		2.097
4		8.125	X	3.975	=		32.294
5		3.200	X	2.000	=		6.400
6		3.465	X	0.725	=		2.511
7	2	0.200	X	0.515	=		0.206
8		3.185	X	2.175	=		6.924
9		3.475	X	4.200	=		14.595
10		3.475	X	2.200	=		7.645
11		0.875	X	1.425	=		1.247
TOTAL FAR AREA - (A)					=		83.227
NON F.A.R AREA OF BALCONY (B)= (V1 + V2 + V3 + V4)							
V1		2.875	X	1.500	=	4.313	
V2		1.995	X	1.200	=	2.394	
V3		2.120	X	0.910	=	1.929	
V4		1.800	X	1.500	=	2.700	
TOTAL (C)= V1 + V2 + V3 + V4 ( )					=	8.775	
COVERAGE AREA FOR UNIT 3 = F.A.R AREA + (B) NON F.A.R. AREA OF BALCONY							
1	(A) F.A.R. AREA				=		83.227
2	(B) NON FAR AREA BALCONY				=		8.773
TOTAL UNIT COVERAGE AREA							91.999

F.A.R. COVERED AREA CALCULATION FOR UNIT- 11							
S.NO.		PARTICULARS					AREA (SQ.M)
COVERED AREA OF UNIT 11							
1		4.750	X	5.450	=		25.888
2		9.225	X	2.800	=		25.830
3		1.680	X	1.425	=		2.394
4		1.950	X	2.375	=		4.631
5		1.150	X	1.275	=		1.466
6		3.000	X	2.000	=		6.000
7		3.250	X	2.725	=		8.856
8		3.500	X	2.850	=		9.975
9		2.150	X	2.900	=		6.235
10		3.200	X	2.900	=		9.280
TOTAL FAR AREA - (A)							78.270
NON F.A.R AREA OF BALCONY (B)= (V1 + V2 + V3 + V4 + V5)							
V1		3.500	X	1.800	=	6.300	
V2		1.995	X	1.800	=	3.591	
V3		1.400	X	1.400	=	2.000	
V4		2.350	X	2.000	=	4.700	
V5		1.550	X	1.575	=	2.440	
TOTAL (C)= V1 + V2 + V3 + V4 + V5 ( )					=	11.705	
COVERAGE AREA FOR UNIT 11 = F.A.R. AREA + (B) NON F.A.R. AREA OF BALCONY							
1	(A) F.A.R. AREA				=		78.270
2	(B) NON FAR AREA BALCONY				=		11.705
TOTAL UNIT COVERAGE AREA							89.975

F.A.R. COVERED AREA CALCULATION FOR UNIT- 12							
S.NO		PARTICULARS					AREA (SQ.M)
COVERED AREA OF UNIT 12							
1		4.500	X	5.450	=		24.525
2		3.125	X	1.500	=		4.687
3		1.900	X	1.425	=		2.708
4		1.900	X	2.375	=		4.513
5		1.150	X	1.275	=		1.466
6		3.250	X	2.000	=		6.500
7		3.250	X	2.725	=		8.856
8		3.500	X	2.850	=		9.975
9		1.500	X	3.600	=		5.400
10		3.200	X	2.900	=		9.280
11		3.200	X	1.100	=		3.520
12		3.425	X	2.325	=		7.961
13		3.225	X	3.200	=		10.320
TOTAL FAR AREA - (A)							75.449
NON F.A.R AREA OF BALCONY (B)							
V1		2.150	X	1.800	=	3.870	
V2		1.500	X	1.500	=	2.250	
V3		1.400	X	1.400	=	1.960	
V4		2.050	X	2.000	=	4.100	
V5		1.500	X	1.275	=	1.913	
V6		3.225	X	1.500	=	4.838	
TOTAL					=	11.375	
COVERAGE AREA FOR UNIT 12 = F.A.R. AREA + (B) NON F.A.R. AREA OF BALCONY							
1	(A) F.A.R. AREA				=		75.449
2	(B) NON FAR AREA BALCONY				=		11.375
TOTAL UNIT COVERAGE AREA							86.824

F.A.R. COVERED AREA CALCULATION FOR UNIT- 13							
S.NO		PARTICULARS					AREA (SQ.M)
COVERED AREA OF UNIT 13							
1		4.425	X	5.475	=		24.221
2		1.450	X	3.150	=		4.568
3		2.000	X	2.200	=		4.400
4		2.775	X	2.850	=		7.904
5		2.875	X	2.200	=		6.325
6		3.425	X	4.125	=		20.697
7		2.375	X	1.275	=		3.028
8		2.200	X	2.475	=		5.445
TOTAL FAR AREA - (A)							64.248
NON F.A.R AREA OF BALCONY (B)							
V1		1.950	X	2.350	=	3.975	
V2		1.250	X	1.850	=	2.345	
V3		1.750	X	1.850	=	2.850	
TOTAL					=	8.571	
COVERAGE AREA FOR UNIT 13 = F.A.R. AREA + (B) NON F.A.R. AREA OF BALCONY							
1	(A) F.A.R. AREA				=		64.248
2	(B) NON FAR AREA BALCONY				=		8.571
TOTAL UNIT COVERAGE AREA							72.819

AREA CALCULATION TOWARDS 15% ADDITIONAL F.A.R AT LOWER GROUND FLOOR							
S.NO.		PARTICULARS					AREA (SQ.M)
FIRE STAIRCASE AREA							
FS1		6.750	X	2.300	=		15.510
TOTAL FIRE STAIRCASE AREA					=		15.510
LIFT LOBBY							
LL1		4.500	X	2.300	=		10.350
LL2		2.475	X	2.300	=		5.520
							15.870
CUPBOARDS							
CB1	3	X	1.100	X	0.600	=	1.980
CB2	4	X	1.115	X	0.515	=	2.271
CB3	2	X	1.100	X	0.500	=	1.100
TOTAL CUPBOARDS AREA					=		5.351
VISITOR'S TOILET							
1		4.825	X	1.225	=		10.913
							10.913
OTHER'S UTILITY							
2		3.000	X	2.100	=		7.095
							7.095
TOTAL 15% ADDITIONAL F.A.R AREA FOR GROUND FLOOR							59.089

GROUND FLOOR NON F.A.R AREA OF JALI							
1	20	X	0.200	X	0.100	=	0.400
2	1	X	1.600	X	0.050	=	0.080
3	5	X	0.915	X	0.050	=	0.229
4	2	X	0.900	X	0.050	=	0.090
5	1	X	1.145	X	0.050	=	0.057
6	1	X	1.155	X	0.050	=	0.058
TOTAL AREA						=	0.914

TOWER - 6 & 8					
	GROUND COVERAGE	TOTAL	15 % AREA	NON F.A.R AREA	HEIGHT FL. LVL (MM)
GROUND FLOOR	880.423	555.803	59.089	55.826	(+) 1200
1st FLOOR		612.647	62.588	77.907	(+) 4250
2nd FLOOR		612.847	49.490	78.172	(+) 7300
3rd FLOOR		610.041	49.436	78.942	(+) 10350
4th FLOOR		610.041	49.436	78.942	(+) 13400
5th FLOOR		610.041	49.436	78.942	(+) 16450
6th FLOOR		610.041	49.436	78.942	(+) 19500
7th FLOOR		610.041	49.436	78.942	(+)22550
8th FLOOR		610.041	49.436	78.942	(+) 25600
9th FLOOR		610.041	49.436	78.942	(+) 28650
10th FLOOR		610.041	49.436	78.942	(+) 31700
11th FLOOR		610.041	49.436	78.942	(+) 34750
12th FLOOR		610.041	49.436	78.942	(+) 37800
12th A FLOOR		532.116	151.833	66.697	(+) 40850
14th FLOOR		594.439	51.217	76.479	(+) 44500
15th FLOOR		594.439	51.217	76.479	(+) 47550
16th FLOOR		594.439	51.217	76.479	(+) 50600
17th FLOOR		594.439	51.217	76.479	(+) 53650
18th FLOOR		594.439	51.217	76.479	(+) 56700
19th FLOOR		594.439	51.217	76.479	(+) 59750
20th FLOOR		594.439	51.217	76.479	(+) 62800
21ST FLOOR		594.439	51.217	76.479	(+) 65850
22ND FLOOR		594.439	51.217	76.479	(+) 68900
23RD FLOOR		347.032	40.593	18.208	(+) 71950
TERRACE				4.221	(+) 75000
MUMTY		0.080	77.663		(+) 78050
MACHINE ROOM & O.H TANK		0.080	77.663		(+) 81150
TOTAL	880.423	14113.770	1474.036	1778.762	

NORTH POINT

NO. OF PRINTS	DATE	ISSUED TO	REMARKS

Greater Noida Industrial Dev Authority
APPROVED
Map Code No. 3670 District
Valid up to Dated 5 years
30/12/2013
Asstt. Arch.

OWNER SIGN

For Starcity Real Estates Pvt. Ltd.
Director/Auth. Signatory

ARCHITECT SIGN

OWNER
M/S STARCITY REAL ESTATES PVT. LTD

SUBMISSION DRAWING

KEY PLAN

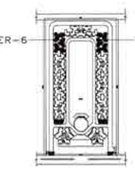

PROJECT

PROPOSED GROUP HOUSING FOR STARCITY REAL ESTATES PVT. LTD. AT PLOT NO: - GH-14A ,SECTOR- 01 GREATER NOIDA.(U.P.)

DATE	PROJECT INCH.	CHECKED BY
11-02-15	BALRAJ SINGH	BALRAJ SINGH
SCALE	DEALT BY	APPROVED BY
1:100	NITYA HUNKA	VISHAL SHARMA

DRAWING TITLE

GROUND FLOOR PLAN

TOWER-6&8

ARCHITECTS

Confluence

S- 28, GK-2 N.D-48,INDIA architecture
Ph- +91-11-29216006 Ph- +91-11-46054768 urban design
cos@iconfluence.com www.iconfluence.com hospitality
Member of IGBC ISO - 9001 : 2000 interiors

DRAWING NO. S-042

REVISION

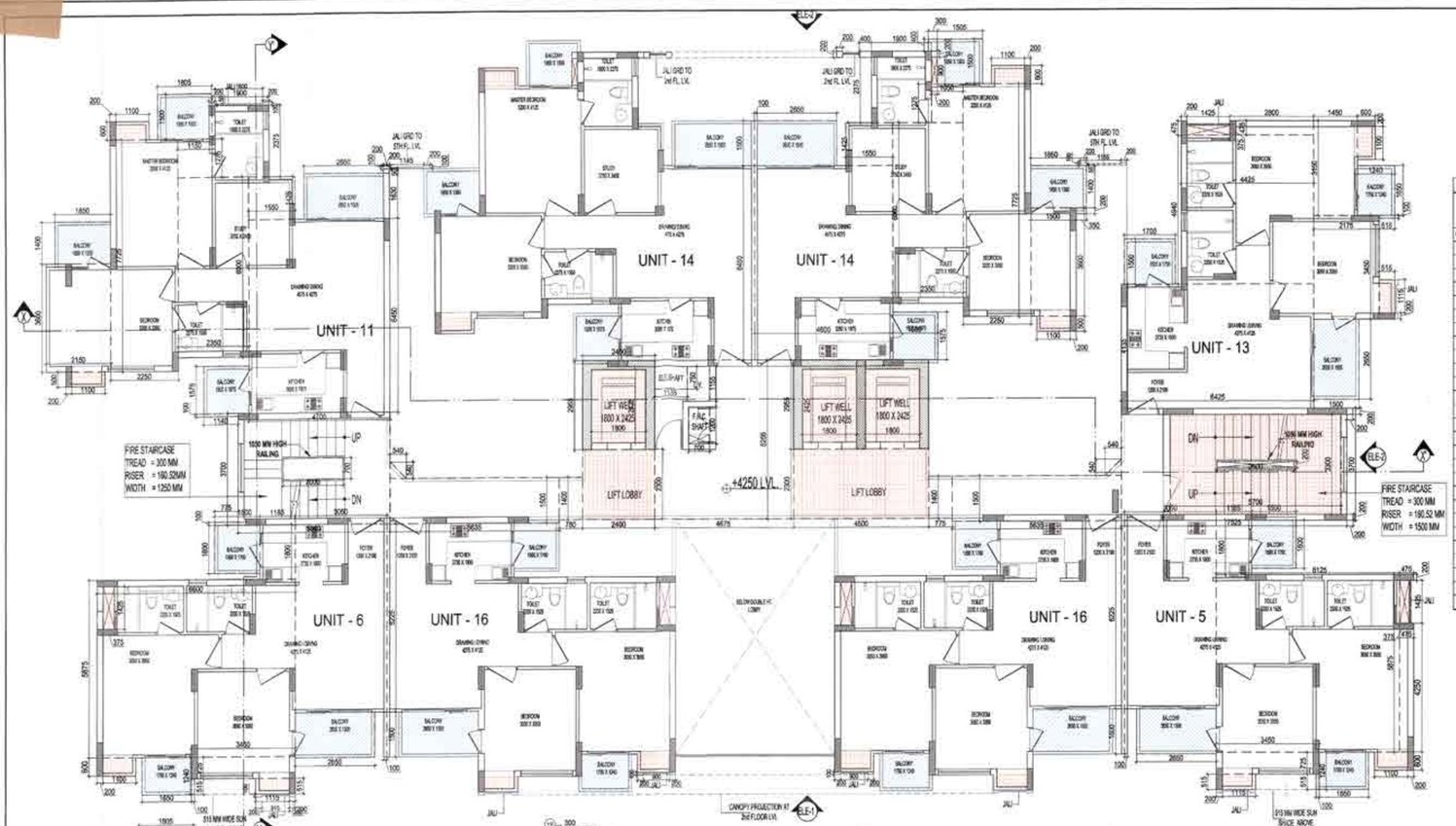

TOWER - 6 & 8					
	GROUND COVERAGE	TOTAL	15 % AREA	NON F.A.R AREA	HEIGHT FL. LVL (MM)
GROUND FLOOR	880.423	538.809	59.089	55.828	(+) 1200
1st FLOOR		812.947	62.566	77.907	(+) 4250
2nd FLOOR		812.947	49.493	78.172	(+) 7300
3rd FLOOR		810.041	49.436	78.942	(+) 10350
4th FLOOR		810.041	49.436	78.942	(+) 13400
5th FLOOR		810.041	49.436	78.942	(+) 16450
6th FLOOR		810.041	49.436	78.942	(+) 19500
7th FLOOR		810.041	49.436	78.942	(+) 22550
8th FLOOR		810.041	49.436	78.942	(+) 25600
9th FLOOR		810.041	49.436	78.942	(+) 28650
10th FLOOR		810.041	49.436	78.942	(+) 31700
11th FLOOR		810.041	49.436	78.942	(+) 34750
12th FLOOR		810.041	49.436	78.942	(+) 37800
12th A FLOOR		532.116	151.833	66.597	(+) 40850
14th FLOOR		594.439	51.217	76.479	(+) 44000
15th FLOOR		594.429	51.217	76.479	(+) 47150
16th FLOOR		594.439	51.217	76.479	(+) 50300
17th FLOOR		594.439	51.217	76.479	(+) 53450
18th FLOOR		594.439	51.217	76.479	(+) 56700
19th FLOOR		594.439	51.217	76.479	(+) 59750
20th FLOOR		594.439	51.217	76.479	(+) 62800
21ST FLOOR		594.439	51.217	76.479	(+) 65850
22ND FLOOR		594.439	51.217	76.479	(+) 68900
23RD FLOOR		347.032	40.593	18.208	(+) 71950
TERRACE				4.221	(+) 75000
MUMTY		0.060	77.663		(+) 78050
MACHINE ROOM & O.H TANK		0.080	77.663		(+) 81150
TOTAL	880.423	14113.770	1474.036	1778.762	

TOTAL F.A.R. AREA AT FIRST FLOOR LVL							
S.NO.	PARTICULARS						AREA (SQ.M)
	F.A.R AREA OF UNIT 13	=	54.240	X	1	=	54.240
	F.A.R AREA OF UNIT 14	=	75.999	X	2	=	152.000
	F.A.R AREA OF UNIT 11	=	78.270	X	1	=	78.270
	F.A.R AREA OF UNIT 5	=	83.992	X	1	=	83.992
	F.A.R AREA OF UNIT 6	=	83.224	X	1	=	83.224
	F.A.R AREA OF UNIT 16	=	83.224	X	2	=	124.408
	F.A.R AREA OF CIRCULATION	=	70.798	X	1	=	70.798
	TOTAL F.A.R AREA					=	612.647

F.A.R. COVERED AREA CALCULATION FOR UNIT- 6							
S.NO.	PARTICULARS						AREA (SQ.M)
COVERED AREA OF UNIT 6							
1		3.080	X	6.225	=	19.188	
2		1.189	X	1.000	=	1.189	
3		6.125	X	5.575	=	35.594	
4		2.320	X	2.610	=	6.055	
5		0.460	X	0.725	=	0.334	
6		3.220	X	2.610	=	8.404	
7		0.125	X	1.000	=	0.125	
8		3.475	X	6.250	=	21.719	
9		2.475	X	2.250	=	5.569	
TOTAL FAR AREA - (A)							98.577
NON F.A.R AREA OF BALCONY (B)= (Y1 + Y2 + Y3 +Y4)							
Y1		2.850	X	1.000	=	2.850	
Y2		1.900	X	1.000	=	1.900	
Y3		1.900	X	1.240	=	2.356	
Y4		2.100	X	0.610	=	1.281	
TOTAL (B) = Y1 + Y2 + Y3 + Y4)					=	8.387	
COVERAGE AREA FOR UNIT 6 = F.A.R. AREA + (B) NON F.A.R. AREA OF BALCONY							
1	(A) F.A.R. AREA				=		98.577
2	(B) NON FAR AREA BALCONY				=		8.387
TOTAL UNIT COVERAGE AREA							106.964

F.A.R. COVERED AREA CALCULATION FOR UNIT- 8							
S.NO.	PARTICULARS						AREA (SQ.M)
COVERED AREA OF UNIT 8							
1		3.080	X	6.225	=	19.188	
2		1.189	X	1.000	=	1.189	
3		6.125	X	5.575	=	35.594	
4		2.320	X	2.610	=	6.055	
5		0.460	X	0.725	=	0.334	
6		3.220	X	2.610	=	8.404	
7		0.125	X	1.000	=	0.125	
8		3.475	X	6.250	=	21.719	
9		2.475	X	2.250	=	5.569	
TOTAL FAR AREA - (A)							62.092
NON F.A.R AREA OF BALCONY (B)= (Y1 + Y2 + Y3 +Y4)							
Y1		2.850	X	1.000	=	2.850	
Y2		1.900	X	1.000	=	1.900	
Y3		1.900	X	1.240	=	2.356	
Y4		2.100	X	0.610	=	1.281	
TOTAL (B) = Y1 + Y2 + Y3 +Y4)					=	8.473	
COVERAGE AREA FOR UNIT 8 = F.A.R. AREA + (B) NON F.A.R. AREA OF BALCONY							
1	(A) F.A.R. AREA				=		62.092
2	(B) NON FAR AREA BALCONY				=		8.473
TOTAL UNIT COVERAGE AREA							70.564

F.A.R. COVERED AREA CALCULATION FOR UNIT- 9							
S.NO.	PARTICULARS						AREA (SQ.M)
COVERED AREA OF UNIT 9							
1		3.080	X	6.225	=	19.188	
2		1.189	X	1.000	=	1.189	
3		5.925	X	5.575	=	33.019	
4		3.220	X	2.610	=	8.404	
5		0.460	X	0.725	=	0.334	
6		3.220	X	2.610	=	8.404	
7		0.125	X	1.000	=	0.125	
8		3.475	X	6.250	=	21.719	
9		2.475	X	2.250	=	5.569	
TOTAL FAR AREA - (A)							62.769
SUBTRACTION							
S1		1.425	X	0.375	=	0.534	
							62.234
NON F.A.R AREA OF BALCONY (B)= (Y1 + Y2 + Y3 + Y4 +Y5)							
Y1		2.850	X	1.000	=	2.850	
Y2		1.900	X	1.000	=	1.900	
Y3		1.900	X	1.240	=	2.356	
Y4		2.100	X	0.610	=	1.281	
Y5		1.425	X	0.375	=	0.534	
TOTAL (B) = Y1 + Y2 + Y3 +Y4 +Y5)					=	8.550	
COVERAGE AREA FOR UNIT 9 = F.A.R. AREA + (B) NON F.A.R. AREA OF BALCONY							
1	(A) F.A.R. AREA				=		62.234
2	(B) NON FAR AREA BALCONY				=		8.550
TOTAL UNIT COVERAGE AREA							70.784

F.A.R. COVERED AREA CALCULATION FOR UNIT- 11							
S.NO.	PARTICULARS						AREA (SQ.M)
COVERED AREA OF UNIT 11							
1		4.725	X	6.450	=	30.476	
2		2.225	X	1.000	=	2.225	
3		4.825	X	1.425	=	6.879	
4		1.600	X	5.775	=	9.240	
5		1.150	X	1.275	=	1.466	
6		8.250	X	5.000	=	41.250	
7		2.250	X	1.000	=	2.250	
8		5.225	X	3.000	=	15.675	
9		2.125	X	1.000	=	2.125	
10		1.600	X	1.575	=	2.520	
TOTAL FAR AREA - (A)							78.270
NON F.A.R AREA OF BALCONY (B)= (Y1 + Y2 + Y3 + Y4 + Y5)							
Y1		2.850	X	1.000	=	2.975	
Y2		1.900	X	1.000	=	2.750	
Y3		1.900	X	1.240	=	2.356	
Y4		1.350	X	0.375	=	0.506	
Y5		1.600	X	1.575	=	2.520	
TOTAL (B) = Y1 + Y2 + Y3 + Y4 + Y5)					=	11.105	
COVERAGE AREA FOR UNIT 11 = F.A.R. AREA + (B) NON F.A.R. AREA OF BALCONY							
1	(A) F.A.R. AREA				=		78.270
2	(B) NON FAR AREA BALCONY				=		11.705
TOTAL UNIT COVERAGE AREA							89.975

F.A.R. COVERED AREA CALCULATION FOR UNIT- 13							
S.NO.	PARTICULARS						AREA (SQ.M)
COVERED AREA OF UNIT 13							
1		4.425	X	6.475	=	28.661	
2		1.450	X	3.150	=	4.568	
3		3.925	X	3.200	=	12.560	
4		2.175	X	3.400	=	7.395	
5		3.515	X	3.200	=	11.248	
6		6.425	X	4.125	=	26.507	
7		3.925	X	3.475	=	13.636	
8		6.425	X	3.475	=	22.329	
TOTAL FAR AREA - (A)							64.245
NON F.A.R AREA OF BALCONY (B)							
11		1.925	X	2.050	=	3.946	
12		1.240	X	1.950	=	2.418	
13		1.725	X	1.500	=	2.587	
TOTAL					=	8.571	
COVERAGE AREA FOR UNIT 13 = F.A.R. AREA + (B) NON F.A.R. AREA OF BALCONY							
1	(A) F.A.R. AREA				=		64.245
2	(B) NON FAR AREA BALCONY				=		8.571
TOTAL UNIT COVERAGE AREA							72.816

F.A.R. COVERED AREA CALCULATION FOR UNIT- 14							
S.NO.	PARTICULARS						AREA (SQ.M)
COVERED AREA OF UNIT 14							
1		4.600	X	6.450	=	29.670	
2		2.125	X	1.000	=	2.125	
3		1.950	X	1.025	=	2.000	
4		1.900	X	2.075	=	3.943	
5		1.150	X	1.275	=	1.466	
6		8.250	X	5.000	=	41.250	
7		2.250	X	1.125	=	2.531	
8		5.225	X	3.000	=	15.675	
9		1.900	X	2.900	=	5.510	
10		2.225	X	1.000	=	2.225	
11		5.225	X	3.200	=	16.720	
12		0.400	X	0.200	=	0.080	
13		3.000	X	0.200	=	0.600	
TOTAL FAR AREA - (A)							75.269
NON F.A.R AREA OF BALCONY (B)							
11		2.850	X	1.000	=	2.975	
12		1.900	X	1.000	=	2.000	
13		1.950	X	1.200	=	2.340	
14		3.000	X	0.200	=	0.600	
15		1.900	X	1.575	=	2.993	
16		3.200	X	0.400	=	2.120	
TOTAL					=	11.375	
COVERAGE AREA FOR UNIT 14 = F.A.R. AREA + (B) NON F.A.R. AREA OF BALCONY							
1	(A) F.A.R. AREA				=		75.269
2	(B) NON FAR AREA BALCONY				=		11.375
TOTAL UNIT COVERAGE AREA							86.644

FIRST FLOOR NON F.A.R AREA OF JALI							
1	20	X	0.200	X	0.100	=	0.400
2	1	X	1.800	X	0.050	=	0.090
3	5	X	0.915	X	0.050	=	0.229
4	2	X	0.900	X	0.050	=	0.090
5	1	X	1.145	X	0.050	=	0.057
6	1	X	1.165	X	0.050	=	0.058
TOTAL AREA						=	0.914

F.A.R. COVERED AREA CALCULATION FOR UNIT- 18							
S.NO.	PARTICULARS						AREA (SQ.M)
COVERED AREA OF UNIT 18							
1		3.080	X	6.225	=	19.188	
2		1.189	X	1.800	=	2.139	
3		6.925	X	5.575	=	38.779	
4		3.220	X	2.610	=	8.404	
5		3.450	X	0.725	=	2.501	
6		3.220	X	2.610	=	8.404	
7		0.125	X	1.000	=	0.125	
8		3.475	X	6.250	=	21.719	
9		2.475	X	2.250	=	5.569	
TOTAL FAR AREA - (A)							62.769
SUBTRACTION							
S1		1.425	X	0.375	=	0.534	
							62.234
NON F.A.R AREA OF BALCONY (B)= (Y1 + Y2 + Y3 +Y4)							
Y1		2.850	X	1.000	=	2.975	
Y2		1.900	X	1.000	=	2.000	
Y3		1.950	X	1.240	=	2.540	
Y4		0.100	X	0.575	=	0.058	
TOTAL (B) = Y1 + Y2 + Y3 +Y4)					=	8.473	
COVERAGE AREA FOR UNIT 18 = F.A.R. AREA + (B) NON F.A.R. AREA OF BALCONY							
1	(A) F.A.R. AREA				=		62.234
2	(B) NON FAR AREA BALCONY				=		8.473
TOTAL UNIT COVERAGE AREA							70.707

FIRST FLOOR NON F.A.R AREA							
UNIT - 13			8.571	X	1.000	=	8.571
UNIT - 14			11.375	X	2.000	=	22.750
UNIT - 11			11.705	X	1.000	=	11.705
UNIT -5			8.473	X	1.000	=	8.473
UNIT - 6			8.550	X	1.000	=	8.550
UNIT - 16			8.473	X	2.000	=	16.945
JALI			0.914	X	1.000	=	0.914
TOTAL AREA						=	77.907

TOWER-6 & 8 AREA CALCULATION TOWARDS 15% ADDITIONAL F.A.R (FIRST FLOOR)							
S.NO.	PARTICULARS						AREA (SQ.M)
FIRE STAIRCASE AREA							
FS1		2.100	X	2.300	=	4.830	
TOTAL FIRE STAIRCASE AREA						=	10.816
LIFT WELL							
LW1	1	1.800	X	2.425	=	4.365	
TOTAL LIFT WELL AREA						=	13.095
LIFT LOBBY							
LL1	1	4.600	X	2.300	=	10.580	
LL2	1	2.425	X	2.300	=	5.577	
TOTAL LIFT LOBBY AREA						=	16.157
CORRIDORS							
C1	1	1.118	X	2.818	=	3.151	
C2	1	1.100	X	3.365	=	3.701	
C3	1	1.100	X	2.800	=	3.080	
TOTAL CORRIDORS AREA						=	9.931
FIRE SHAFT							
FS1	1	2.750	X	1.000	=	2.750	
TOTAL FIRE SHAFT AREA						=	2.750
ELECTRICAL SHAFT							
ES1	1	1.100	X	0.750	=	0.825	
TOTAL ELECTRICAL SHAFT AREA						=	0.825
PLUMBING SHAFT							
P1	2	0.400	X	0.375	=	0.300	
P2	2	0.300	X	0.300	=	0.180	
TOTAL PLUMBING SHAFT AREA						=	0.480
LIFT SHAFT							
LS1	1	0.700	X	1.100	=	0.770	
TOTAL LIFT SHAFT AREA						=	0.770
AREA EXPRESSED							
STAIRCASE OUTPUT							
FO1	1	2.800	X	1.200	=	3.360	
TOTAL STAIRCASE OUTPUT AREA						=	3.360
TOTAL 15% ADDITIONAL F.A.R AREA						=	52.868

TOTAL F.A.R. AREA CALCULATION FOR CIRCULATION AREA							
S.NO.	PARTICULARS						AREA (SQ.M)
[illegible]							[illegible]
TOTAL F.A.R AREA - CORRIDOR						=	123.163
AREA EXPRESSED							
LIFT HALL							
[illegible]							[illegible]
STAIRCASE							
[illegible]							[illegible]
TOTAL						=	52.365
TOTAL F.A.R AREA - CORRIDOR						=	70.798



AREA DIAGRAM OF JALI

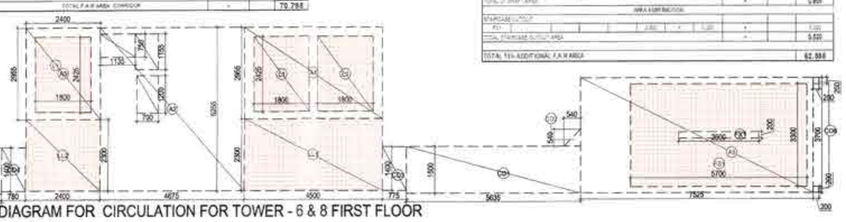

AREA DIAGRAM FOR CIRCULATION FOR TOWER - 6 & 8 FIRST FLOOR

F.A.R AREA

COUNTED IN 15% F.A.R AREA

NON F.A.R AREA

NORTH POINT

NO. OF PRINTS	DATE	ISSUED TO	REMARKS

Greater Noida Industrial Development Authority
APPROVED
Plan No. 5670
Valid up to Date 30/06/2015
Noida Date 5/6/2015
Noida
Dy. Dir. (Plng. & Arch.)
Asstt. Arch.

OWNER SIGN

Starcity Real Estates Pvt. Ltd.
Director/Auth. Signatory

ARCHITECT SIGN

OWNER

M/S STARCITY REAL ESTATES PVT. LTD

SUBMISSION DRAWING

KEY PLAN

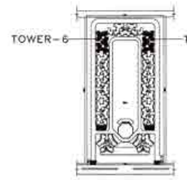

PROJECT

PROPOSED GROUP HOUSING FOR STARCITY REAL ESTATES PVT. LTD. AT PLOT NO:- GH-14A ,SECTOR- 01 GREATER NOIDA,(U.P.)

DATE	PROJECT INCH.	CHECKED BY
11-02-15	BALRAJ SINGH	BALRAJ SINGH
SCALE	DEALT BY	APPROVED BY
1:100	NITYA HUNKA	VISHAL SHARMA

DRAWING TITLE

FIRST FLOOR PLAN

TOWER-6&8

ARCHITECTS

Confluence

S- 39, GK-2 N D-48,INDIA
Ph- +91-11-29216008 Ph- +91-11-42064766
dss@inconfluence.com www.inconfluence.com
Member of IGBC ISO - 9001 : 2008
architecture urban design hospitality interiors

DRAWING NO.

S-043

REVISION

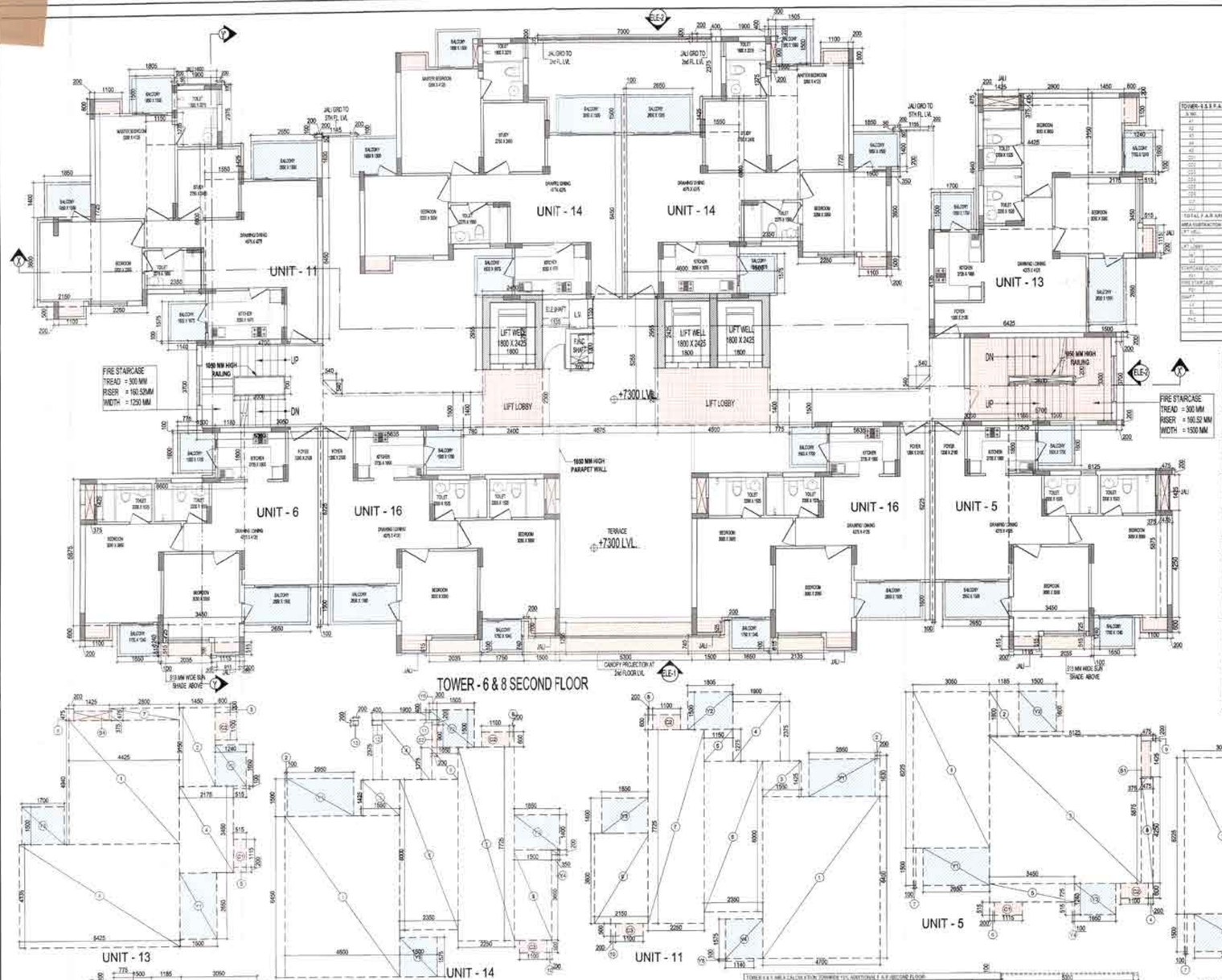

TOWER - 6 & 8 SECOND FLOOR

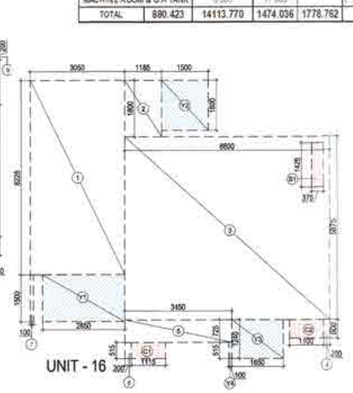

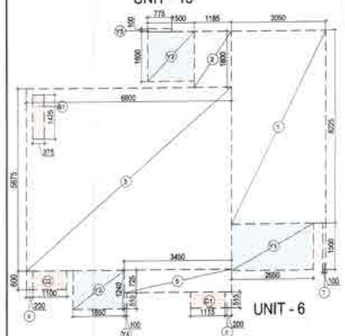

GROUND COVERAGE AREA

GROUND COVERAGE AREA

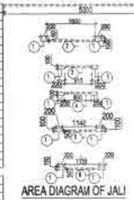

AREA DIAGRAM OF JALI

AREA DIAGRAM FOR CIRCULATION FOR TOWER - 6 & 8 TYPICAL FLOOR

GROUND COVERAGE AREA

F.A.R AREA

COUNTED IN 15 % F.A.R AREA

NON F.A.R AREA

TOWER - 6 & 8

	GROUND COVERAGE	TOTAL	15 % AREA	NON F.A.R AREA	HEIGHT FL. LVL (MM)
GROUND FLOOR	880.423	556.603	50.080	55.826	(+) 1200
1st FLOOR		612.647	62.568	77.907	(+) 4250
2nd FLOOR		612.647	49.493	78.172	(+) 7300
3rd FLOOR		610.041	49.436	78.942	(+) 10350
4th FLOOR		610.041	49.436	78.942	(+) 13400
5th FLOOR		610.041	49.436	78.942	(+) 16450
6th FLOOR		610.041	49.436	78.942	(+) 19500
7th FLOOR		610.041	49.436	78.942	(+) 22550
8th FLOOR		610.041	49.436	78.942	(+) 25600
9th FLOOR		610.041	49.436	78.942	(+) 28650
10th FLOOR		610.041	49.436	78.942	(+) 31700
11th FLOOR		610.041	49.436	78.942	(+) 34750
12th FLOOR		610.041	49.436	78.942	(+) 37800
12th A FLOOR		632.116	151.633	80.097	(+) 40850
14th FLOOR		594.436	51.217	76.479	(+) 44500
15th FLOOR		594.436	51.217	76.479	(+) 47550
16th FLOOR		594.436	51.217	76.479	(+) 50600
17th FLOOR		594.436	51.217	76.479	(+) 53650
18th FLOOR		594.436	51.217	76.479	(+) 56700
19th FLOOR		594.436	51.217	76.479	(+) 59750
20th FLOOR		594.436	51.217	76.479	(+) 62800
21ST FLOOR		594.436	51.217	76.479	(+) 65850
22ND FLOOR		594.436	51.217	76.479	(+) 68900
23RD FLOOR		347.022	40.993	16.208	(+) 71950
TERRACE				4.221	(+) 75000
MUMTY		0.060	77.863		(+) 78050
MACHINE ROOM & O.H TANK		0.060	77.863		(+) 81150
TOTAL	880.423	14113.770	1474.036	1778.762	

TOTAL F.A.R. AREA AT SECOND FLOOR LVL

B.NO.	PARTICULARS						AREA (SQ.M.)
FAR AREA OF UNIT-13	=	84.248	X	1	=		84.248
FAR AREA OF UNIT-14	=	75.269	X	2	=		150.538
FAR AREA OF UNIT-11	=	78.270	X	1	=		78.270
FAR AREA OF UNIT-6	=	62.288	X	1	=		62.288
FAR AREA OF UNIT-8	=	62.234	X	1	=		62.234
FAR AREA OF UNIT-16	=	124.488	X	2	=		124.488
FAR AREA OF CIRCULATION	=	70.798	X	1	=		70.798
TOTAL F.A.R AREA					=		612.647

TOWER-5 & 7 F.A.R. COVERED AREA CALCULATION FOR CIRCULATION AREA

B.NO.	PARTICULARS						AREA (SQ.M.)
A7		1.820	X	2.055	=		3.739
A2		4.675	X	1.525	=		24.847
A3		3.425	X	2.055	=		7.035
A4		5.151	X	1.775	=		9.142
A5		1.525	X	1.775	=		2.706
A6		0.515	X	1.525	=		0.785
C22	1	2.543	X	2.945	=		7.488
C23	1	0.575	X	1.400	=		0.805
C24		2.775	X	1.800	=		4.995
C25	2.5	3.625	X	2.800	=		10.150
C26	2	3.625	X	2.800	=		20.300
C27		4.900	X	2.400	=		10.800
C28		2.800	X	2.800	=		7.840
TOTAL F.A.R AREA CORRIDOR					=		123.163
AREA SUBTRACTION							
LIFT WELL							
L1	1	1.800	X	2.425	=		11.505
LIFT LOBBY							
L4		4.800	X	2.400	=		11.520
L5		3.625	X	2.800	=		9.100
STAIRCASE OUTLET							
FS1		2.800	X	0.750	=		2.100
FIRE STAIRCASE							
FS2		4.750	X	1.500	=		10.875
SHAFT							
L2		1.125	X	1.150	=		1.294
L3		1.125	X	1.150	=		1.294
PH2		1.575	X	1.150	=		1.811
TOTAL							52.365
TOTAL F.A.R AREA CORRIDOR					=		70.798

F.A.R. COVERED AREA CALCULATION FOR UNIT- 5

B.NO.	PARTICULARS						AREA (SQ.M.)
COVERED AREA OF UNIT 5							
1		0.080	X	8.025	=		19.560
2		1.168	X	1.800	=		2.102
3		8.128	X	2.675	=		20.564
4		0.000	X	0.000	=		0.120
5		3.460	X	0.720	=		2.491
6		0.000	X	0.915	=		0.420
7		0.100	X	1.000	=		0.100
TOTAL FAR AREA - (A)					=		62.769
SUBTRACTION							
S1		1.425	X	0.275	=		0.534
					=		62.234
NON F.A.R AREA OF BALCONY (Sw (Y1 + Y2 + Y3 +Y4 +Y5)							
Y1		3.960	X	1.800	=	3.978	
Y2		1.800	X	1.800	=	2.430	
Y3		1.960	X	1.240	=	2.430	
Y4		0.150	X	0.915	=	0.042	
Y5		0.775	X	0.130	=	0.079	
TOTAL (Sw (Y1 + Y2 + Y3 +Y4 +Y5))					=	8.550	
COVERAGE AREA FOR UNIT 5 = F.A.R AREA + (B) NON F.A.R AREA OF BALCONY							
1	(A) F.A.R AREA				=		62.234
2	(B) NON FAR AREA BALCONY				=		8.550
TOTAL UNIT COVERAGE AREA							70.784

F.A.R. COVERED AREA CALCULATION FOR UNIT- 8

B.NO.	PARTICULARS						AREA (SQ.M.)
COVERED AREA OF UNIT 8							
1		0.080	X	8.025	=		19.560
2		1.168	X	1.800	=		2.102
3		8.128	X	2.675	=		20.564
4		0.000	X	0.000	=		0.120
5		3.460	X	0.720	=		2.491
6		0.000	X	0.915	=		0.420
7		0.100	X	1.000	=		0.100
TOTAL FAR AREA - (A)					=		62.092
NON F.A.R AREA OF BALCONY (Sw (Y1 + Y2 + Y3 +Y4)							
Y1		3.960	X	1.800	=	3.978	
Y2		1.800	X	1.800	=	2.430	
Y3		1.960	X	1.240	=	2.430	
Y4		0.150	X	0.915	=	0.042	
TOTAL (Sw (Y1 + Y2 + Y3 +Y4))					=	8.473	
COVERAGE AREA FOR UNIT 8 = F.A.R AREA + (B) NON F.A.R AREA OF BALCONY							
1	(A) F.A.R AREA				=		62.092
2	(B) NON FAR AREA BALCONY				=		8.473
TOTAL UNIT COVERAGE AREA							70.564

F.A.R. COVERED AREA CALCULATION FOR UNIT- 6

B.NO.	PARTICULARS						AREA (SQ.M.)
COVERED AREA OF UNIT 6							
1		0.080	X	8.025	=		19.560
2		1.168	X	1.800	=		2.102
3		8.000	X	2.675	=		20.775
4		0.000	X	0.000	=		0.120
5		3.460	X	0.720	=		2.491
6		0.000	X	0.915	=		0.420
7		0.100	X	1.000	=		0.100
TOTAL FAR AREA - (A)					=		62.769
SUBTRACTION							
S1		1.425	X	0.275	=		0.534
					=		62.234
NON F.A.R AREA OF BALCONY (Sw (Y1 + Y2 + Y3 +Y4 +Y5)							
Y1		3.960	X	1.800	=	3.978	
Y2		1.800	X	1.800	=	2.430	
Y3		1.960	X	1.240	=	2.430	
Y4		0.150	X	0.915	=	0.042	
Y5		0.775	X	0.130	=	0.079	
TOTAL (Sw (Y1 + Y2 + Y3 +Y4 +Y5))					=	8.550	
COVERAGE AREA FOR UNIT 6 = F.A.R AREA + (B) NON F.A.R AREA OF BALCONY							
1	(A) F.A.R AREA				=		62.234
2	(B) NON FAR AREA BALCONY				=		8.550
TOTAL UNIT COVERAGE AREA							70.784

F.A.R. COVERED AREA CALCULATION FOR UNIT- 11

B.NO.	PARTICULARS						AREA (SQ.M.)
COVERED AREA OF UNIT 11							
1		8.705	X	8.480	=		73.818
2		0.200	X	1.600	=		0.320
3		1.500	X	1.425	=		2.138
4		1.800	X	2.375	=		4.275
5		1.150	X	1.275	=		1.466
6		2.350	X	6.000	=		14.100
7		2.250	X	7.725	=		17.381
8		0.200	X	0.600	=		0.120
9		1.500	X	2.800	=		5.470
10		0.200	X	0.600	=		0.120
11		0.200	X	2.200	=		0.440
12		0.400	X	0.200	=		0.080
13		0.200	X	2.200	=		0.440
TOTAL FAR AREA - (A)					=		78.270
NON F.A.R AREA OF BALCONY (Sw (Y1 + Y2 + Y3 + Y4 + Y5)							
Y1		3.960	X	1.800	=	3.978	
Y2		1.800	X	1.800	=	2.376	
Y3		1.960	X	1.400	=	2.997	
Y4		0.360	X	0.300	=	0.072	
Y5		1.800	X	1.375	=	2.363	
TOTAL (Sw (Y1 + Y2 + Y3 + Y4 + Y5))					=	11.705	
COVERAGE AREA FOR UNIT 11 = F.A.R AREA + (B) NON F.A.R AREA OF BALCONY							
1	(A) F.A.R AREA				=		78.270
2	(B) NON FAR AREA BALCONY				=		11.705
TOTAL UNIT COVERAGE AREA							89.975

F.A.R. COVERED AREA CALCULATION FOR UNIT- 13

B.NO.	PARTICULARS						AREA (SQ.M.)
COVERED AREA OF UNIT 13							
1		8.425	X	8.416	=		70.891
2		1.400	X	3.100	=		4.340
3		0.800	X	2.200	=		1.760
4		2.175	X	3.480	=		7.564
5		0.918	X	0.300	=		0.138
6		8.425	X	4.125	=		34.747
7		2.800	X	3.475	=		9.730
8		0.800	X	3.475	=		2.780
TOTAL FAR AREA - (A)					=		84.248
NON F.A.R AREA OF BALCONY (B)							
Y1		1.800	X	2.800	=	5.040	
Y2		1.040	X	1.800	=	2.048	
Y3		1.750	X	1.800	=	3.150	
TOTAL					=	8.571	
COVERAGE AREA FOR UNIT 13 = F.A.R AREA + (B) NON F.A.R AREA OF BALCONY							
1	(A) F.A.R AREA				=		84.248
2	(B) NON FAR AREA BALCONY				=		8.571
TOTAL UNIT COVERAGE AREA							72.819

F.A.R. COVERED AREA CALCULATION FOR UNIT- 14

B.NO.	PARTICULARS						AREA (SQ.M.)
COVERED AREA OF UNIT 14							
1		4.800	X	8.480	=		39.936
2		0.100	X	1.800	=		0.180
3		1.500	X	1.425	=		2.138
4		1.800	X	2.375	=		4.275
5		1.150	X	1.275	=		1.466
6		2.350	X	6.000	=		14.100
7		2.250	X	7.725	=		17.381
8		0.200	X	0.600	=		0.120
9		1.500	X	2.800	=		5.470
10		0.200	X	0.600	=		0.120
11		0.200	X	2.200	=		0.440
12		0.400	X	0.200	=		0.080
13		0.200	X	2.200	=		0.440
TOTAL FAR AREA - (A)					=		75.269
NON F.A.R AREA OF BALCONY (B)							
Y1		3.960	X	1.800	=	3.978	
Y2		1.536	X	1.800	=	2.764	
Y3		1.680	X	1.400	=	2.352	
Y4		0.360	X	0.300	=	0.108	
Y5		1.500	X	1.375	=	2.063	
Y6		0.300	X	0.400	=	0.120	
TOTAL					=	11.375	
COVERAGE AREA FOR UNIT 14 = F.A.R AREA + (B) NON F.A.R AREA OF BALCONY							
1	(A) F.A.R AREA				=		75.269
2	(B) NON FAR AREA BALCONY				=		11.375
TOTAL UNIT COVERAGE AREA							86.644

GROUND COVERAGE AREA CALCULATION FOR SECOND FLOOR

B.NO.	PARTICULARS						AREA (SQ.M.)
G.RAGE							
G1	2	3.000	X	2.125	=		12.750
G2	1	2.500	X	2.125	=		5.313
G3	1	1.750	X	2.125	=		3.719
G4	1	3.225	X	2.125	=		6.853
G5	1	1.500	X	2.125	=		3.188
G6	1	3.125	X	2.125	=		6.641
G7	1	1.500	X	2.125	=		3.188
G8	1	2.000	X	2.125	=		4.250
G9	1	1.000	X	2.125	=		2.125
G10	1	1.000	X	2.125	=		2.125
G11	1	1.000	X	2.125	=		2.125
TOTAL							15.570

TOWER-5 & 7 AREA CALCULATION TOWARDS 15% ADDITIONAL F.A.R (SECOND FLOOR)

B.NO.	PARTICULARS						AREA (SQ.M.)
FIRE STAIRCASE AREA							
[illegible]		4.750	X	3.000	=		14.250
TOTAL FIRE STAIRCASE AREA					=		15.375
LIFT LOBBY							
[illegible]		4.800	X	3.000	=		14.400
[illegible]		3.625	X	2.800	=		10.150
TOTAL LIFT LOBBY AREA					=		24.550
CORRIDOR							
[illegible]	1	1.125	X	1.150	=		1.294
[illegible]	1	1.125	X	1.150	=		1.294
[illegible]	1	1.575	X	1.150	=		1.811
TOTAL CORRIDOR AREA					=		4.401
P.H. SHAFT							
[illegible]	1	0.775	X	0.150	=		0.116
TOTAL PH SHAFT AREA					=		0.116
ELECTRICAL SHAFT							
[illegible]	1	1.125	X	0.775	=		0.872
TOTAL ELECTRICAL SHAFT AREA					=		0.872
CHIMNEY SHAFT							
[illegible]	1	0.300	X	0.300	=		0.090
[illegible]	1	0.300	X	0.300	=		0.090
TOTAL CHIMNEY SHAFT AREA					=		0.180
LIFT SHAFT							
[illegible]	1	0.500	X	0.500	=		0.250
TOTAL LIFT SHAFT AREA					=		0.250
AREA SUBTRACTION							
DRAINAGE SHAFT							
[illegible]	1	1.800	X	1.800	=		3.240
TOTAL DRAINAGE SHAFT AREA					=		4.58
TOTAL 15% ADDITIONAL F.A.R AREA							49.493

SECOND FLOOR NON F.A.R AREA

UNIT - 13			8.571	X	1.000	=	8.571
UNIT - 14			11.375	X	2.000	=	22.750
UNIT - 11			11.705	X	1.000	=	11.705
UNIT -5			8.473	X	1.000	=	8.473
UNIT - 6			8.550	X	1.000	=	8.550
UNIT - 16			8.473	X	2.000	=	16.945
JALI			1.179	X	1.000	=	1.179
TOTAL AREA						=	78.172

F.A.R. COVERED AREA CALCULATION FOR UNIT- 16

B.NO.	PARTICULARS						AREA (SQ.M.)
COVERED AREA OF UNIT 16							
1		0.080	X	8.025	=		19.560
2		1.168	X	1.800	=		2.102
3		8.000	X	2.675	=		20.775
4		0.000	X	0.000	=		0.120
5		3.460	X	0.720	=		2.491
6		0.000	X	0.915	=		0.420
7		0.100	X	1.000	=		0.100
TOTAL FAR AREA - (A)					=		62.288
SUBTRACTION							
S1		1.425	X	0.275	=		0.534
					=		62.234
NON F.A.R AREA OF BALCONY (Sw (Y1 + Y2 + Y3 +Y4)							
Y1		3.960	X	1.800	=	3.978	
Y2		1.800	X	1.800	=	2.430	
Y3		1.960	X	1.240	=	2.430	
Y4		0.150	X	0.915	=	0.042	
TOTAL (Sw (Y1 + Y2 + Y3 +Y4))					=	8.473	
COVERAGE AREA FOR UNIT 16 = F.A.R AREA + (B) NON F.A.R AREA OF BALCONY							
1	(A) F.A.R AREA				=		62.234
2	(B) NON FAR AREA BALCONY				=		8.471
TOTAL UNIT COVERAGE AREA							70.707

SECOND FLOOR NON F.A.R AREA OF JALI

1	20	X	0.200	X	0.100	=	0.400
2	1	X	1.600	X	0.050	=	0.080
3	5	X	0.915	X	0.050	=	0.229
4	2	X	0.900	X	0.050	=	0.090
5	1	X	1.145	X	0.050	=	0.057
6	1	X	1.155	X	0.050	=	0.058
7	1	X	5.300	X	0.050	=	0.265
TOTAL AREA						=	1.179

NORTH POINT

NO. OF PRINTS	DATE	ISSUED TO	REMARKS

Greater Noida Industrial Dev. Authority
APPROVED
Vide Letter No. 3670 Dated 30/6/2015
Valid up to Dated 5 years
Manager
D.D.M.
Ping & Approval
Asstt. Arch.

OWNER SIGN

Starcity Real Estates Pvt. Ltd.
Director/Auth. Signatory

ARCHITECT SIGN

OWNER

M/S STARCITY REAL ESTATES PVT. LTD

SUBMISSION DRAWING

KEY PLAN

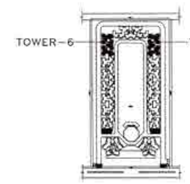

PROJECT

PROPOSED GROUP HOUSING FOR STARCITY REAL ESTATES PVT. LTD. AT PLOT NO: - GH-14A ,SECTOR- 01 GREATER NOIDA,(U.P.)

DATE	PROJECT INCH.	CHECKED BY
11-02-15	BALRAJ SINGH	BALRAJ SINGH
SCALE	DEALT BY	APPROVED BY
1:100	NITYA HUNKA	VISHAL SHARMA

DRAWING TITLE

SECOND FLOOR PLAN

TOWER-6&8

ARCHITECTS

Confluence

S-26, QK-2 N.D-49,INDIA architecture | Ph- +91-11-29216506 Ph- +91-11-40554768 urban design | cos@inconfluence.com www.inconfluence.com hospitality | Member of IGBC ISO - 9001 : 2000 interiors

DRAWING NO. S-044

REVISION

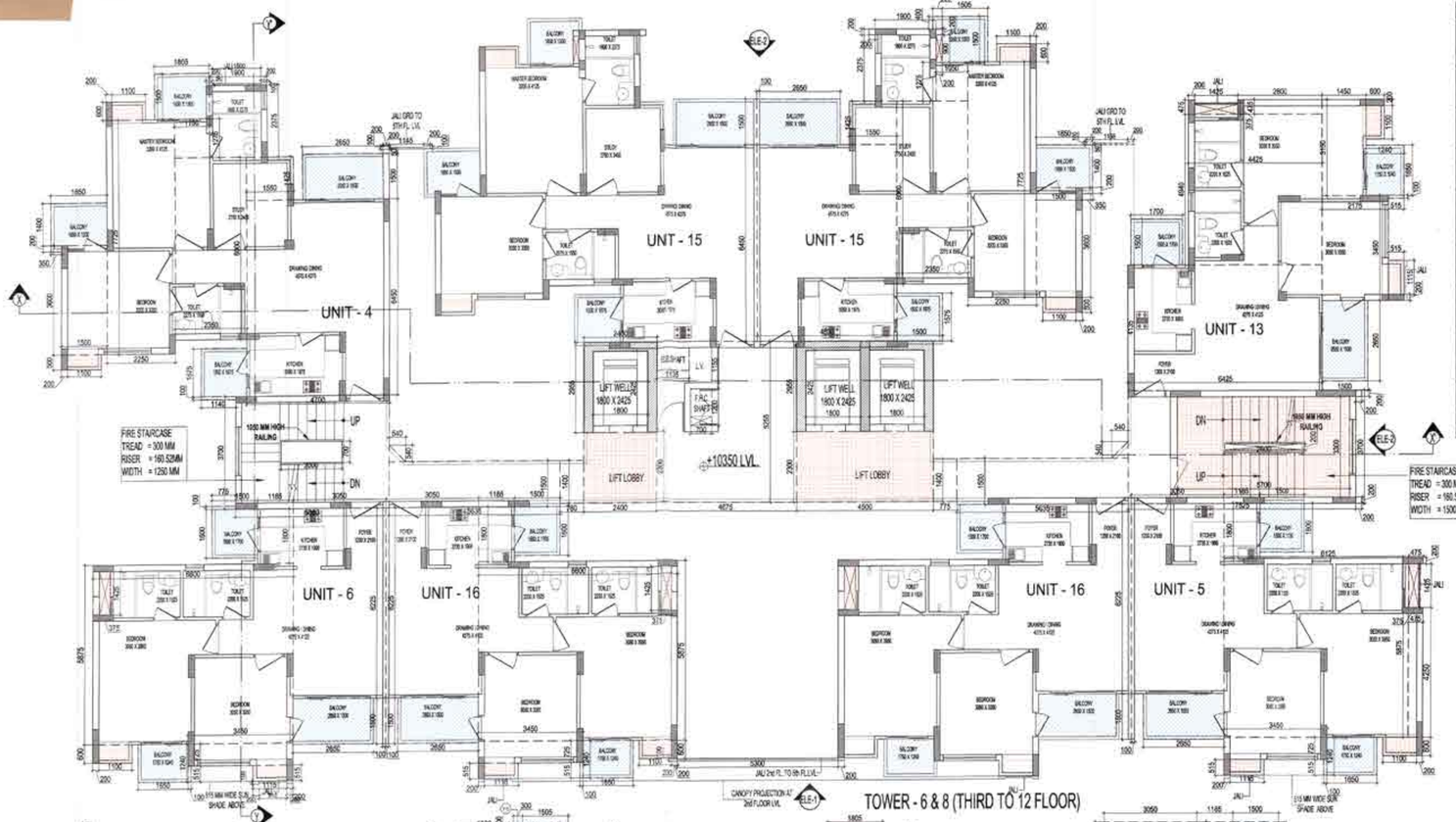

TOWER - 6 & 8					
	GROUND COVERAGE	TOTAL	15 % AREA	NON F.A.R AREA	HEIGHT FL. LVL (MM)
GROUND FLOOR	880.423	556.805	59.089	55.826	(+) 1200
1st FLOOR		612.647	62.588	77.907	(+) 4250
2nd FLOOR		612.647	49.403	78.172	(+) 7300
3rd FLOOR		610.041	49.436	78.942	(+) 10350
4th FLOOR		610.041	49.436	78.942	(+) 13400
5th FLOOR		610.041	49.436	78.942	(+) 16450
6th FLOOR		610.041	49.436	78.942	(+) 19500
7th FLOOR		610.041	49.436	78.942	(+) 22550
8th FLOOR		610.041	49.436	78.942	(+) 25600
9th FLOOR		610.041	49.436	78.942	(+) 28650
10th FLOOR		610.041	49.436	78.942	(+) 31700
11th FLOOR		610.041	49.436	78.942	(+) 34750
12th FLOOR		610.041	49.436	78.942	(+) 37800
12th A FLOOR		532.116	151.633	88.697	(+) 40850
14th FLOOR		594.436	51.217	76.479	(+) 43900
15th FLOOR		594.436	51.217	76.479	(+) 47350
16th FLOOR		594.436	51.217	76.479	(+) 53600
17th FLOOR		594.436	51.217	76.479	(+) 57650
18th FLOOR		594.436	51.217	76.479	(+) 60700
19th FLOOR		594.436	51.217	76.479	(+) 63750
20th FLOOR		594.436	51.217	76.479	(+) 66800
21ST FLOOR		594.436	51.217	76.479	(+) 69850
22ND FLOOR		594.436	51.217	76.479	(+) 72900
23RD FLOOR		547.032	40.593	16.208	(+) 75950
TERRACE				4.221	(+) 78500
MUMTY		0.000	77.663		(+) 81050
MACHINE ROOM & O.H TANK		0.000	77.663		(+) 81750
TOTAL	880.423	14113.770	1474.036	1778.762	

TOTAL F.A.R. AREA AT TYPICAL FLOOR (3RD FL. LVL TO 12TH LVL.)

S.NO.	PARTICULARS						AREA(SQ.M)
	FAR AREA OF UNIT-12	=	64.248	X	1	=	64.248
	FAR AREA OF UNIT-15	=	75.149	X	2	=	150.298
	FAR AREA OF UNIT-4	=	75.904	X	1	=	75.904
	FAR AREA OF UNIT-6	=	62.769	X	1	=	62.769
	FAR AREA OF UNIT-5	=	62.234	X	1	=	62.234
	FAR AREA OF UNIT-16	=	65.244	X	2	=	130.488
	FAR AREA OF CIRCULATION	=	70.798	X	1	=	70.798
	TOTAL F.A.R AREA					=	610.041

F.A.R. COVERED AREA CALCULATION FOR UNIT- 5

S.NO.	PARTICULARS						AREA (SQ.M)
COVERED AREA OF UNIT 5							
1		0.200	X	8.225	=		16.905
2		1.188	X	1.800	=		2.138
3		0.125	X	8.675	=		10.844
4		0.200	X	0.900	=		0.180
5		0.450	X	0.725	=		0.326
6		0.200	X	0.510	=		0.102
7		0.100	X	1.500	=		0.150
8		0.475	X	4.250	=		2.019
9		0.475	X	0.200	=		0.095
TOTAL FAR AREA - (A)							62.092
NON F.A.R AREA OF BALCONY (B)= (V1 + V2 + V3 +V4)							
V1		2.550	X	1.500	=	3.825	
V2		1.800	X	1.700	=	3.060	
V3		1.000	X	1.240	=	1.240	
V4		0.100	X	0.510	=	0.051	
TOTAL (B) (V1 + V2 + V3 +V4)					=	8.473	
COVERAGE AREA FOR UNIT 5 = F.A.R AREA + (B) NON F.A.R AREA OF BALCONY							
1	(A) F.A.R. AREA				=		62.092
2	(B) NON FAR AREA BALCONY				=		8.473
TOTAL UNIT COVERAGE AREA							70.564

F.A.R. COVERED AREA CALCULATION FOR UNIT- 6

S.NO.	PARTICULARS						AREA (SQ.M)
COVERED AREA OF UNIT 6							
1		2.050	X	8.225	=		16.861
2		1.188	X	1.800	=		2.138
3		0.600	X	8.675	=		5.205
4		0.200	X	0.900	=		0.180
5		0.450	X	0.725	=		0.326
6		0.200	X	0.510	=		0.102
7		0.100	X	1.500	=		0.150
TOTAL FAR AREA - (A)							62.769
SUBTRACTION							
S1		1.425	X	0.375	=		0.534
							62.234
NON F.A.R AREA OF BALCONY (B)= (V1 + V2 + V3 +V4 +V5)							
V1		2.550	X	1.500	=	3.825	
V2		1.800	X	1.500	=	2.700	
V3		1.000	X	1.240	=	1.240	
V4		0.100	X	0.510	=	0.051	
V5		0.775	X	0.150	=	0.116	
TOTAL (B) (V1 + V2 + V3 +V4 +V5)					=	8.550	
COVERAGE AREA FOR UNIT 6 = F.A.R AREA + (B) NON F.A.R AREA OF BALCONY							
1	(A) F.A.R. AREA				=		62.234
2	(B) NON FAR AREA BALCONY				=		8.550
TOTAL UNIT COVERAGE AREA							70.784

F.A.R. COVERED AREA CALCULATION FOR UNIT- 4

S.NO.	PARTICULARS						AREA (SQ.M)
COVERED AREA OF UNIT 4							
1		4.725	X	6.450	=		30.476
2		0.200	X	1.800	=		0.360
3		1.900	X	1.420	=		2.698
4		1.900	X	2.375	=		4.513
5		1.188	X	1.175	=		1.397
6		2.350	X	6.000	=		14.100
7		2.200	X	8.125	=		17.875
8		0.200	X	0.600	=		0.120
9		1.900	X	0.600	=		1.140
10		0.200	X	0.600	=		0.120
TOTAL FAR AREA - (A)							75.904
NON F.A.R AREA OF BALCONY (B)= (V1 + V2 + V3)							
V1		2.550	X	1.500	=	3.825	
V2		1.800	X	1.500	=	2.700	
V3		1.900	X	1.400	=	2.660	
V4		0.900	X	2.300	=	2.070	
V5		1.800	X	1.575	=	2.835	
TOTAL (B) (V1 + V2 + V3)					=	11.705	
COVERAGE AREA FOR UNIT 4 = F.A.R AREA + (B) NON F.A.R. AREA OF BALCONY							
1	(A) F.A.R. AREA				=		75.904
2	(B) NON FAR AREA BALCONY				=		11.705
TOTAL UNIT COVERAGE AREA							87.609

F.A.R. COVERED AREA CALCULATION FOR UNIT- 13

S.NO.	PARTICULARS						AREA (SQ.M)
COVERED AREA OF UNIT 13							
1		4.425	X	5.425	=		23.981
2		1.450	X	3.150	=		4.568
3		2.000	X	2.250	=		4.500
4		2.175	X	3.450	=		7.504
5		3.515	X	1.200	=		4.218
6		8.425	X	4.125	=		34.747
7		2.500	X	0.475	=		1.188
8		2.350	X	0.475	=		1.116
TOTAL FAR AREA - (A)							84.248
NON F.A.R AREA OF BALCONY (B)							
V1		1.900	X	2.080	=	3.952	
V2		1.340	X	1.680	=	2.249	
V3		1.100	X	1.800	=	1.980	
TOTAL					=	8.571	
COVERAGE AREA FOR UNIT 12 = F.A.R AREA + (B) NON F.A.R. AREA OF BALCONY							
1	(A) F.A.R. AREA				=		84.248
2	(B) NON FAR AREA BALCONY				=		8.571
TOTAL UNIT COVERAGE AREA							72.819

F.A.R. COVERED AREA CALCULATION FOR UNIT- 15

S.NO.	PARTICULARS						AREA (SQ.M)
COVERED AREA OF UNIT 15							
1		4.900	X	5.400	=		26.460
2		2.100	X	3.150	=		6.615
3		1.850	X	1.420	=		2.627
4		1.900	X	2.375	=		4.513
5		1.188	X	1.275	=		1.514
6		2.350	X	6.000	=		14.100
7		2.200	X	8.125	=		17.875
8		0.200	X	0.850	=		0.170
9		1.900	X	0.600	=		1.140
10		0.200	X	0.600	=		0.120
11		0.200	X	0.200	=		0.040
TOTAL FAR AREA - (A)							75.149
NON F.A.R AREA OF BALCONY (B)							
V1		2.050	X	1.500	=	3.075	
V2		1.800	X	1.500	=	2.700	
V3		1.850	X	1.420	=	2.627	
V4		0.350	X	0.220	=	0.077	
V5		1.800	X	1.575	=	2.835	
V6		0.200	X	0.220	=	0.044	
V7	-2	-0.200	X	0.220	=	-0.088	
TOTAL					=	11.845	
COVERAGE AREA FOR UNIT 15 = F.A.R AREA + (B) NON F.A.R. AREA OF BALCONY							
1	(A) F.A.R. AREA				=		75.149
2	(B) NON FAR AREA BALCONY				=		11.845
TOTAL UNIT COVERAGE AREA							86.994

TOWER- 6 & 8 F.A.R. COVERED AREA CALCULATION FOR CIRCULATION AREA

S.NO.	PARTICULARS						AREA (SQ.M)
A				4.400	X	1.100	= 4.840
B1				4.675	X	1.100	= 5.143
B2				4.675	X	1.100	= 5.143
B3				4.675	X	1.100	= 5.143
B4				3.150	X	1.100	= 3.465
C1				1.325	X	1.100	= 1.458
C2				2.175	X	1.100	= 2.393
D1				6.425	X	1.100	= 7.068
D2				3.150	X	1.100	= 3.465
D3				1.700	X	1.100	= 1.870
D4				1.700	X	1.100	= 1.870
E1				4.425	X	1.100	= 4.868
E2				2.175	X	1.100	= 2.393
F1				4.425	X	1.100	= 4.868
F2				2.175	X	1.100	= 2.393
TOTAL F.A.R AREA CORRIDOR							123.163
AREA SUBTRACTION							
LIFT LOBBY							
LIFT				4.900	X	2.400	= 11.760
LIFT				3.400	X	2.400	= 8.160
STAIRCASE OUTPUT							
FIRE STAIRCASE				2.200	X	1.175	= 2.585
SHAFT							
V1				2.750	X	0.200	= 0.550
V2				2.750	X	0.200	= 0.550
B1				2.750	X	0.200	= 0.550
B2				2.750	X	0.200	= 0.550
TOTAL							62.366
TOTAL F.A.R AREA CORRIDOR							70.798

TOWER-6 & 8 AREA CALCULATION TOWARDS 15% ADDITIONAL F.A.R (Typical Floor)

S.NO.	PARTICULARS						AREA (SQ.M)
FIRE STAIRCASE AREA							
				2.750	X	2.200	= 16.875
TOTAL FIRE STAIRCASE AREA							16.875
LIFT LOBBY							
				4.900	X	2.400	= 11.760
				3.400	X	2.400	= 8.160
TOTAL LIFT LOBBY AREA							19.920
CORRIDOR							
				1.175	X	1.275	= 1.497
				1.100	X	0.600	= 0.660
				1.100	X	1.000	= 1.100
TOTAL CORRIDOR AREA							3.257
FIRE SHAFT							
				2.750	X	1.200	= 3.300
TOTAL FIRE SHAFT AREA							3.300
ELECTRICAL SHAFT							
				1.100	X	2.750	= 3.025
TOTAL ELECTRICAL SHAFT AREA							3.025
PLUMBING SHAFT							
				1.125	X	0.375	= 0.422
				2.200	X	0.825	= 1.815
TOTAL PLUMBING SHAFT AREA							2.237
CE SHAFT							
				0.900	X	1.100	= 0.990
TOTAL CE SHAFT AREA							0.990
AREA SUBTRACTION							
STAIRCASE OUTPUT							
				2.200	X	0.200	= 0.440
TOTAL STAIRCASE OUTPUT AREA							0.440
TOTAL 15% ADDITIONAL F.A.R AREA							49.436

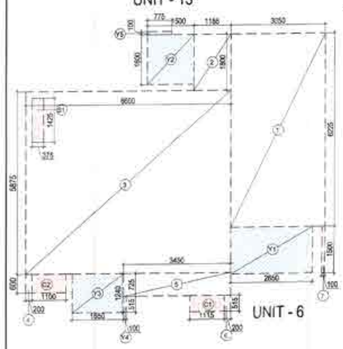

AREA DIAGRAM FOR CIRCULATION FOR TOWER - 6 & 8 TYPICAL FLOOR

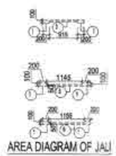

AREA DIAGRAM OF JALI

F.A.R AREA

COUNTED IN 15 % F.A.R AREA

NON F.A.R AREA

3RD TO 12TH FLOOR NON F.A.R AREA OF JALI

1	16	X	0.200	X	0.100	=	0.320
2	1	X	1.800	X	0.050	=	0.090
3	5	X	0.915	X	0.050	=	0.229
4	1	X	5.300	X	0.050	=	0.265
5	1	X	1.145	X	0.050	=	0.057
6	1	X	1.158	X	0.050	=	0.058
TOTAL AREA						=	1.009

F.A.R. COVERED AREA CALCULATION FOR UNIT- 16

S.NO.	PARTICULARS						AREA (SQ.M)
COVERED AREA OF UNIT 16							
1		2.050	X	8.225	=		16.861
2		1.188	X	1.800	=		2.138
3		0.600	X	8.675	=		5.205
4		0.200	X	0.900	=		0.180
5		0.450	X	0.725	=		0.326
6		0.200	X	0.510	=		0.102
7		0.100	X	1.500	=		0.150
TOTAL FAR AREA - (A)							62.769
SUBTRACTION							
S1		1.425	X	0.375	=		0.534
							62.234
NON F.A.R AREA OF BALCONY (B)= (V1 + V2 + V3 +V4)							
V1		2.550	X	1.500	=	3.825	
V2		1.800	X	1.500	=	2.700	
V3		1.850	X	1.240	=	2.294	
V4		0.100	X	0.510	=	0.051	
TOTAL (B) (V1 + V2 + V3 +V4)					=	8.473	
COVERAGE AREA FOR UNIT 16 = F.A.R AREA + (B) NON F.A.R. AREA OF BALCONY							
1	(A) F.A.R. AREA				=		62.234
2	(B) NON FAR AREA BALCONY				=		8.473
TOTAL UNIT COVERAGE AREA							70.707

TYPICAL FLOOR (3RD TO 12TH) NON F.A.R AREA

UNIT - 12			6.571	X	1.000	=	6.571
UNIT - 15			11.845	X	2.000	=	23.690
UNIT - 11			11.705	X	1.000	=	11.705
UNIT -5			8.473	X	1.000	=	8.473
UNIT - 6			8.550	X	1.000	=	8.550
UNIT - 16			8.473	X	2.000	=	16.945
JALI			1.009	X	1.000	=	1.009
TOTAL AREA						=	78.942

NORTH POINT

NO. OF PRINTS	DATE	ISSUED TO	REMARKS

Greater Noida Industrial Dev. Authority
APPROVED
Validity Is Guided ... 5 Years
Asstt. Arch. S.M. (Plng.)

OWNER SIGN
Starcity Real Estates Pvt. Ltd.
Director/Auth. Signatory

ARCHITECT SIGN

OWNER
M/S STARCITY REAL ESTATES PVT. LTD

SUBMISSION DRAWING

KEY PLAN

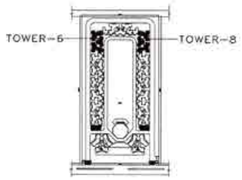

PROJECT

PROPOSED GROUP HOUSING FOR STARCITY REAL ESTATES PVT. LTD. AT PLOT NO: - GH-14A ,SECTOR- 01 GREATER NOIDA,(U.P.)

DATE	PROJECT INCH.	CHECKED BY
11-02-15	BALRAJ SINGH	BALRAJ SINGH
SCALE	DEALT BY	APPROVED BY
1:100	NITYA HUNKA	VISHAL SHARMA

DRAWING TITLE

TYPICAL FLOOR PLAN(3RD TO 12TH)

TOWER-6&8

ARCHITECTS

Confluence

S-26, QK-2 N.D-48,INDIA architecture
Ph- +91-11-29216506 Ph- +91-11-40594768 info@inconfluence.com www.inconfluence.com urban design
Member of IGBC ISO - 9001 : 2000 hospitality interiors

DRAWING NO.
S-045

REVISION

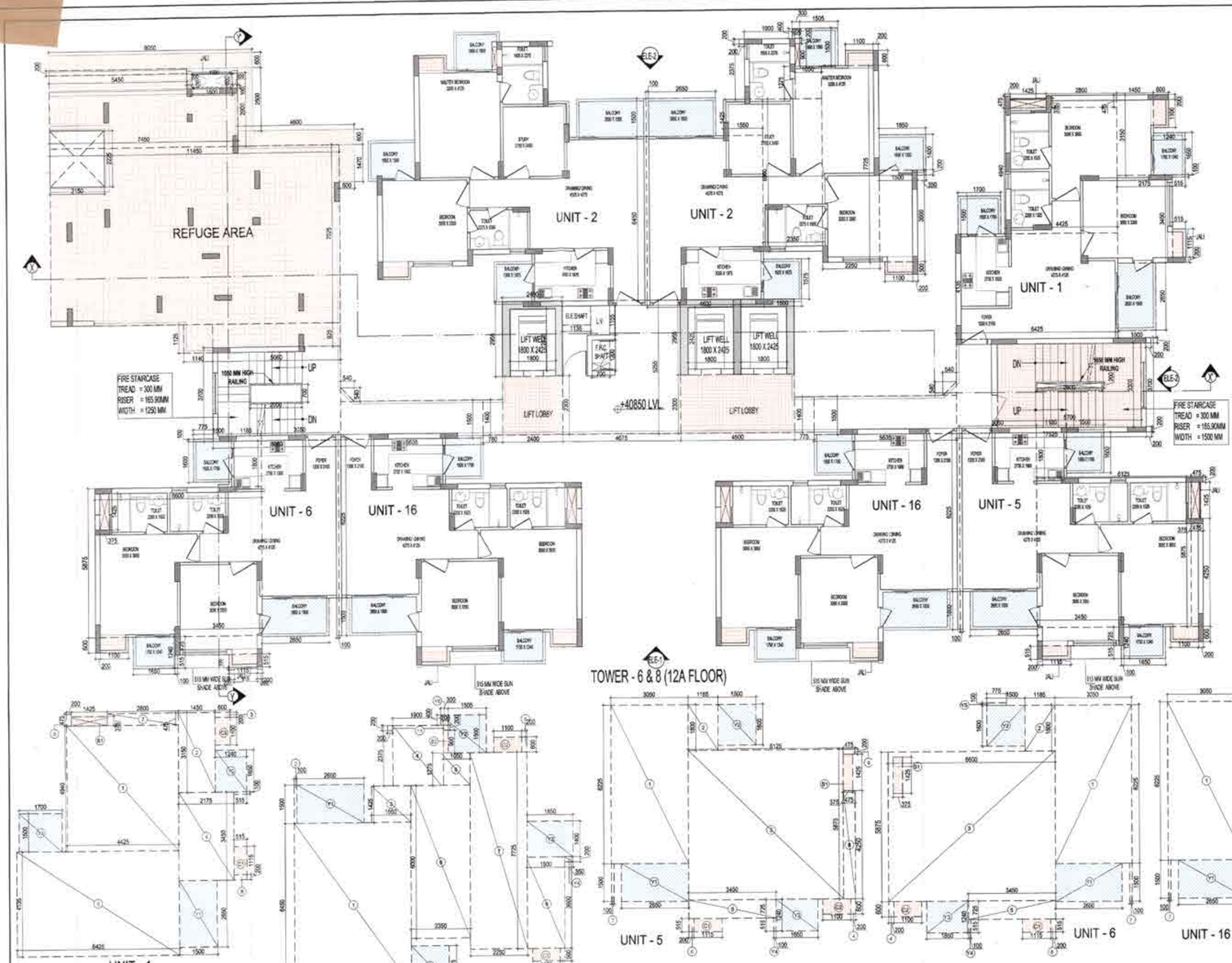

GROUND COVERAGE AREA

F.A.R AREA

COUNTED IN 15 % F.A.R AREA

NON F.A.R AREA

TOTAL F.A.R. AREA AT 12 A FLOOR

S.NO.		PARTICULARS				AREA(SQ.M)
FAR AREA OF UNIT-1	=	62.148	X	1	=	62.148
FAR AREA OF UNIT-2	=	75.189	X	2	=	150.378
FAR AREA OF UNIT-5	=	62.092	X	1	=	62.092
FAR AREA OF UNIT-6	=	62.234	X	1	=	62.234
FAR AREA OF UNIT-16	=	62.234	X	2	=	124.468
FAR AREA OF CIRCULATION	=	70.798	X	1	=	70.798
TOTAL F.A.R AREA					=	**532.116**

TOWER - 6 & 8

	GROUND COVERAGE	TOTAL	15 % AREA	NON F.A.R AREA	HEIGHT FL. LVL (MM)
GROUND FLOOR	880.423	556.860	59.089	55.826	(+) 1200
1st FLOOR		612.047	62.568	77.307	(+) 4250
2nd FLOOR		612.047	49.493	78.172	(+) 7300
3rd FLOOR		610.041	49.436	78.942	(+) 10350
4th FLOOR		610.041	49.436	78.942	(+) 13400
5th FLOOR		610.041	49.436	78.942	(+) 16450
6th FLOOR		610.041	49.436	78.942	(+) 19500
7th FLOOR		610.041	49.436	78.942	(+) 22550
8th FLOOR		610.041	49.436	78.942	(+) 25600
9th FLOOR		610.041	49.436	78.942	(+) 28650
10th FLOOR		610.041	49.436	78.942	(+) 31700
11th FLOOR		610.041	49.436	78.942	(+) 34750
12th FLOOR		610.041	49.436	78.942	(+) 37800
12th A FLOOR		532.116	151.633	86.627	(+) 40850
14th FLOOR		594.439	51.217	76.479	(+) 44500
15th FLOOR		594.439	51.217	76.479	(+) 47550
16th FLOOR		594.439	51.217	76.479	(+) 50600
17th FLOOR		594.439	51.217	76.479	(+) 53650
18th FLOOR		594.439	51.217	76.479	(+) 56700
19th FLOOR		594.439	51.217	76.479	(+) 59750
20th FLOOR		594.439	51.217	76.479	(+) 62800
21ST FLOOR		594.439	51.217	76.479	(+) 65850
22ND FLOOR		594.439	51.217	76.479	(+) 68900
23RD FLOOR		547.032	40.593	18.208	(+) 71950
TERRACE				4.221	(+) 75000
MUMTY		0.080	77.663		(+) 78050
MACHINE ROOM & O.H TANK		0.080	77.663		(+) 81150
TOTAL	880.423	14113.770	1474.036	1778.762	

F.A.R. COVERED AREA CALCULATION FOR UNIT- 1

S.NO.	PARTICULARS					AREA (SQ.M)
COVERED AREA OF UNIT 1						
1	4.425	X	4.940	=		21.860
2	1.400	X	3.700	=		5.180
3	3.600	X	2.200	=		7.920
4	2.175	X	3.500	=		7.612
5	2.016	X	0.050	=		0.101
6	5.425	X	4.138	=		22.447
7	3.600	X	3.475	=		12.510
8	0.200	X	3.475	=		0.695
TOTAL FAR AREA - (A)						**62.148**
NON F.A.R AREA OF BALCONY (B) = (Y1 + Y2 + Y3)						
Y1	1.600	X	2.950	=	4.720	
Y2	1.240	X	1.850	=	2.346	
Y3	3.700	X	1.500	=	5.550	
TOTAL (Y1 + Y2 + Y3)				=	**8.571**	
COVERAGE AREA FOR UNIT 1 = F.A.R AREA + (B) NON F.A.R. AREA OF BALCONY						
1	(A) F.A.R AREA			=		62.148
2	(B) NON FAR AREA BALCONY			=		8.571
TOTALUNIT COVERAGE AREA						70.717

F.A.R. COVERED AREA CALCULATION FOR UNIT- 2

S.NO.	PARTICULARS					AREA (SQ.M)
COVERED AREA OF UNIT 2						
1	4.600	X	5.400	=		24.840
2	3.100	X	3.500	=		10.850
3	1.800	X	3.425	=		6.165
4	3.300	X	2.375	=		7.838
5	1.150	X	1.275	=		1.466
6	2.300	X	6.200	=		14.260
7	2.250	X	7.725	=		17.381
8	1.500	X	3.800	=		5.700
9	2.200	X	3.800	=		8.360
10	1.500	X	3.800	=		5.700
11	2.200	X	3.000	=		6.600
TOTAL FAR AREA - (A)						**75.189**
NON F.A.R AREA OF BALCONY (B)						
Y1	2.000	X	1.900	=	3.800	
Y2	1.328	X	1.900	=	2.523	
Y3	1.900	X	1.425	=	2.707	
Y4	0.380	X	0.200	=	0.076	
Y5	1.900	X	1.275	=	2.422	
Y6	2.300	X	1.400	=	3.220	
TOTAL				=	**11.825**	
COVERAGE AREA FOR UNIT 2 = F.A.R AREA + (B) NON F.A.R. AREA OF BALCONY						
1	(A) F.A.R AREA			=		75.189
2	(B) NON FAR AREA BALCONY			=		11.825
TOTALUNIT COVERAGE AREA						87.014

F.A.R. COVERED AREA CALCULATION FOR UNIT- 5

S.NO.	PARTICULARS					AREA (SQ.M)
COVERED AREA OF UNIT 5						
1	3.050	X	6.225	=		18.986
2	1.185	X	1.000	=		1.185
3	6.600	X	5.675	=		37.455
4	2.000	X	0.500	=		1.000
5	3.450	X	0.725	=		2.501
6	2.200	X	0.575	=		1.265
7	0.150	X	1.500	=		0.225
8	3.475	X	4.250	=		2.275
9	3.475	X	0.250	=		0.869
TOTAL FAR AREA - (A)						**62.092**
NON F.A.R AREA OF BALCONY (B)= (Y1 + Y2 + Y3 +Y4)						
Y1	2.950	X	1.600	=	3.875	
Y2	1.500	X	1.600	=	2.400	
Y3	1.550	X	1.240	=	2.346	
Y4	0.150	X	0.516	=	0.052	
TOTAL (Y1 + Y2 + Y3 +Y4)				=	**8.473**	
COVERAGE AREA FOR UNIT 5 = F.A.R AREA + (B) NON F.A.R. AREA OF BALCONY						
1	(A) F.A.R AREA			=		62.092
2	(B) NON FAR AREA BALCONY			=		8.473
TOTALUNIT COVERAGE AREA						70.564

F.A.R. COVERED AREA CALCULATION FOR UNIT- 6

S.NO.	PARTICULARS					AREA (SQ.M)
COVERED AREA OF UNIT 6						
1	3.050	X	6.225	=		18.986
2	1.185	X	1.000	=		1.185
3	6.600	X	5.675	=		37.455
4	2.000	X	0.500	=		1.000
5	3.450	X	0.725	=		2.501
6	2.200	X	0.575	=		1.265
7	0.150	X	1.500	=		0.225
TOTAL FAR AREA - (A)						**62.789**
SUBTRACTION						
B1	1.425	X	0.375	=		0.534
						62.234
NON F.A.R AREA OF BALCONY (B)= (Y1 + Y2 + Y3 +Y4 +Y5)						
Y1	2.950	X	1.600	=	3.875	
Y2	1.500	X	1.600	=	2.400	
Y3	1.550	X	1.240	=	2.346	
Y4	0.150	X	0.516	=	0.052	
Y5	0.775	X	0.130	=	0.079	
TOTAL (Y1 + Y2 + Y3 +Y4 +Y5)				=	**8.550**	
COVERAGE AREA FOR UNIT 6 = F.A.R AREA + (B) NON F.A.R. AREA OF BALCONY						
1	(A) F.A.R AREA			=		62.234
2	(B) NON FAR AREA BALCONY			=		8.550
TOTALUNIT COVERAGE AREA						70.784

F.A.R. COVERED AREA CALCULATION FOR UNIT- 16

S.NO.	PARTICULARS					AREA (SQ.M)
COVERED AREA OF UNIT 16						
1	3.050	X	6.225	=		18.986
2	1.185	X	1.000	=		1.185
3	6.600	X	5.675	=		37.455
4	2.000	X	0.500	=		1.000
5	3.450	X	0.725	=		2.501
6	2.200	X	0.575	=		1.265
7	0.150	X	1.500	=		0.225
TOTAL FAR AREA - (A)						**62.769**
SUBTRACTION						
B1	1.425	X	0.375	=		0.534
						62.234
NON F.A.R AREA OF BALCONY (B)= (Y1 + Y2 + Y3 +Y4)						
Y1	2.950	X	1.600	=	3.875	
Y2	1.500	X	1.600	=	2.400	
Y3	1.550	X	1.240	=	2.346	
Y4	0.150	X	0.516	=	0.052	
TOTAL (Y1 + Y2 + Y3 +Y4)				=	**8.473**	
COVERAGE AREA FOR UNIT 16 = F.A.R AREA + (B) NON F.A.R. AREA OF BALCONY						
1	(A) F.A.R AREA			=		62.234
2	(B) NON FAR AREA BALCONY			=		8.473
TOTALUNIT COVERAGE AREA						70.707

12TH A FLOOR NON F.A.R AREA OF JALI

1	10	X	0.200	X	0.100	=	0.200
2	1	X	1.600	X	0.050	=	0.080
3	5	X	0.915	X	0.050	=	0.229
TOTAL AREA						=	**0.509**

12TH A NON F.A.R AREA

UNIT - 1			8.571	X	1.000	=	8.571
UNIT - 2			11.825	X	2.000	=	23.650
UNIT - 5			8.473	X	1.000	=	8.473
UNIT - 6			8.550	X	1.000	=	8.550
UNIT - 16			8.473	X	2.000	=	16.946
JALI			0.509	X	1.000	=	0.509
TOTAL AREA						=	**66.697**

GROUND COVERAGE AREA CALCULATION FOR 12 A FLOOR

S.NO.	PARTICULARS					AREA (SQ.M)
TERRACE						
T1	1	X	0.200	X	0.800	= 4.930
T2	1	X	0.800	X	2.500	= 1.600
T3	1	X	4.600	X	1.000	= 2.760
T4	1	X	0.500	X	1.470	= 0.882
TOTAL						**9.972**

TOWER-6 & 8 F.A.R. COVERED AREA CALCULATION FOR CIRCULATION AREA

S.NO.	PARTICULARS					AREA (SQ.M)
F1			4.600	X	1.400	= 6.440
F2			3.475	X	1.000	= 3.475
F3			2.425	X	0.600	= 1.455
F4			0.200	X	0.700	= 0.140
F5			1.100	X	0.700	= 0.770
F6			2.425	X	0.600	= 1.455
F7			1.100	X	0.700	= 0.770
F8			2.425	X	0.600	= 1.455
F9			1.100	X	0.700	= 0.770
F10			2.425	X	0.600	= 1.455
F11			1.100	X	0.700	= 0.770
F12			2.425	X	0.600	= 1.455
F13			1.100	X	0.700	= 0.770
F14			2.425	X	0.600	= 1.455
F15			1.100	X	0.700	= 0.770
F16			2.425	X	0.600	= 1.455
F17			1.100	X	0.700	= 0.770
F18			2.425	X	0.600	= 1.455
F19			1.100	X	0.700	= 0.770
F20			2.425	X	0.600	= 1.455
F21			1.100	X	0.700	= 0.770
F22			2.425	X	0.600	= 1.455
F23			1.100	X	0.700	= 0.770
F24			2.425	X	0.600	= 1.455
TOTAL						**93.345**
TOTAL F.A.R AREA CORRIDOR						= **79.798**

TOWER-6 & 8 AREA CALCULATION TOWARDS 15% ADDITIONAL F.A.R (12 A Floor)

S.NO.	PARTICULARS					AREA (SQ.M)
FIRE STAIRCASE AREA						
FS1			5.700	X	3.500	= 19.950
TOTAL FIRE STAIRCASE AREA						= **19.950**
LIFT LOBBY						
LL1			4.600	X	2.200	= 10.120
LL2			2.400	X	2.200	= 5.280
TOTAL LIFT LOBBY AREA						= **15.400**
CUPBOARDS						
C1	3	X	1.125	X	0.575	= 1.940
C2	7	X	1.100	X	2.800	= 43.120
C3	2	X	1.100	X	2.800	= 6.160
TOTAL CUPBOARDS AREA						= **51.221**
P.H.E SHAFT						
PHC			0.700	X	0.900	= 0.630
TOTAL P.H.E SHAFT AREA						= **0.630**
ELECTRICAL SHAFT						
EL			1.130	X	2.750	= 3.107
TOTAL ELECTRICAL SHAFT AREA						= **3.107**
PLUMBING SHAFT						
P1	8	X	1.425	X	0.275	= 3.135
P2	2	X	0.200	X	0.600	= 0.240
TOTAL PLUMBING SHAFT AREA						= **3.375**
LV SHAFT						
LV			0.700	X	1.150	= 0.805
TOTAL LV SHAFT AREA						= **0.805**
AREA SUBTRACTION						
STAIRCASE CUTOUT						
SC1			2.600	X	0.200	= 0.520
TOTAL STAIRCASE CUTOUT AREA						= **0.520**
TOTAL						**48.283**
REFUGE AREA						
1			7.490	X	2.900	= 21.721
2			11.450	X	5.025	= 57.511
3			1.340	X	1.125	= 1.507
4			9.280	X	0.900	= 8.351
5			5.400	X	0.250	= 1.350
TOTAL						**108.05**
SUBTRACTION						
S1			1.800	X	0.800	= 1.440
S2			2.150	X	2.125	= 4.704
						5.744
TOTAL REFUGE AREA						**103.351**
TOTAL 15% ADDITIONAL F.A.R AREA						**151.633**

NORTH POINT

NO. OF PRINTS	DATE	ISSUED TO	REMARKS

Greater Noida Industrial Dev. Authority
APPROVED
BP-3473/15 No. 3670 Dated 31/12/2015
Valid up to Dated 5 Years
D.S.M. (Plng. & Arch.) — Gen. Manager (Plng. & Arch.) — Asstt. Arch — S.M. (Plng.)

OWNER SIGN: Starcity Real Estates Pvt. Ltd. — Director/Auth. Signatory

ARCHITECT SIGN

OWNER
M/S STARCITY REAL ESTATES PVT. LTD

SUBMISSION DRAWING

KEY PLAN

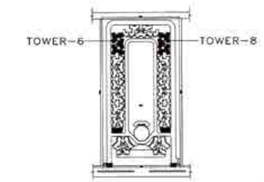

PROJECT

PROPOSED GROUP HOUSING FOR STARCITY REAL ESTATES PVT. LTD. AT PLOT NO: - GH-14A ,SECTOR- 01 GREATER NOIDA,(U.P.)

DATE	PROJECT INCH.	CHECKED BY
11-02-15	BALRAJ SINGH	BALRAJ SINGH
SCALE	DEALT BY	APPROVED BY
1:100	NITYA HUNKA	VISHAL SHARMA

DRAWING TITLE

12 A FLOOR PLAN

TOWER-6&8

ARCHITECTS

Confluence

S-29, GK-2 N.D-48,INDIA architecture — Ph- +91-11-29215006 Ph- +91-11-40594788 urban design — cos@inconfluence.com www.inconfluence.com hospitality — Member of IGBC ISO - 9001 : 2008 interiors

DRAWING NO. S-046 — REVISION

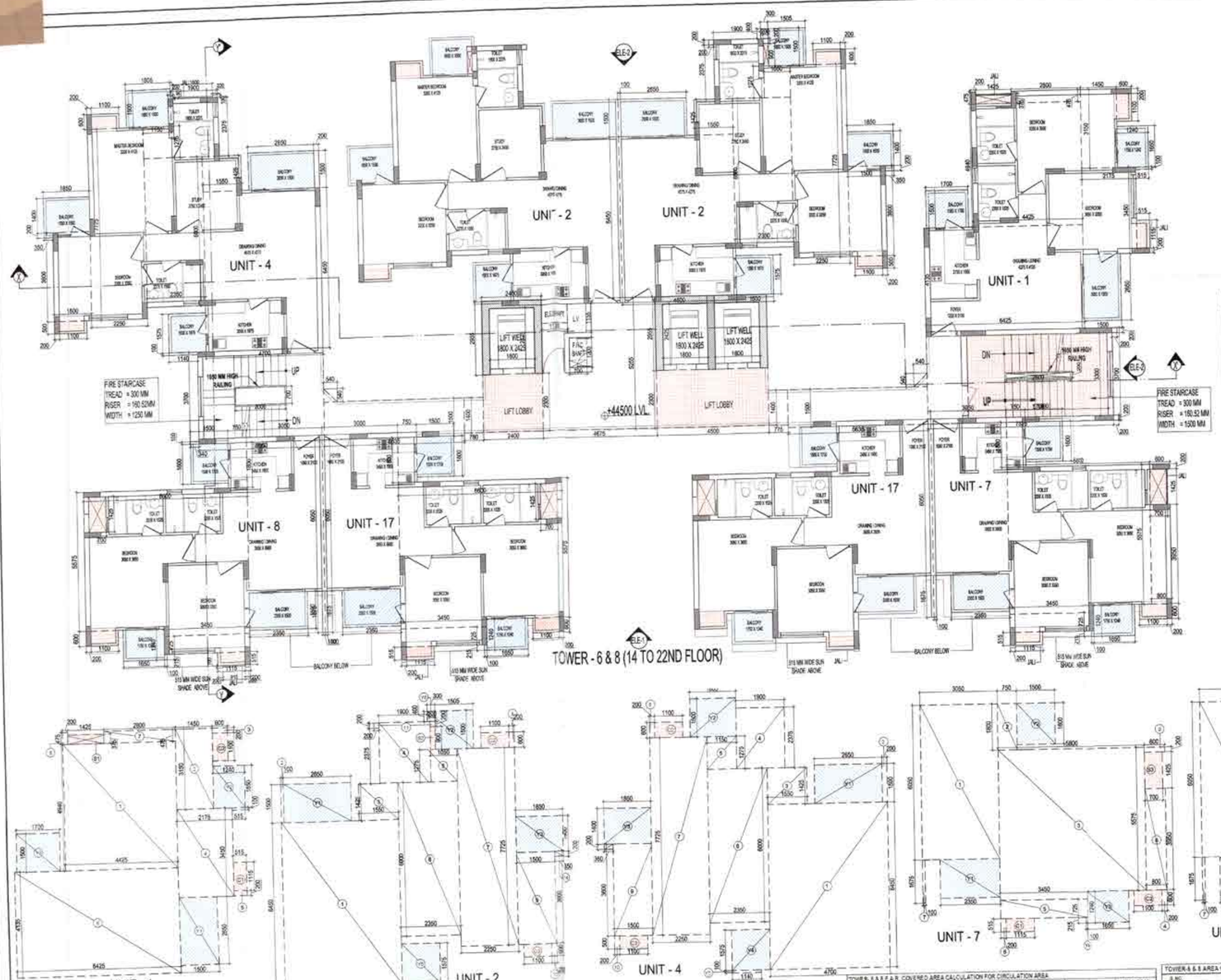

TOTAL F.A.R. AREA AT TYPICAL FLOOR (14TH FL. LVL TO 22ND LVL)

S.NO		PARTICULARS				AREA(SQ.M)
FAR AREA OF UNIT-1	=	62.146	X	1	=	62.146
FAR AREA OF UNIT-2	=	75.189	X	2	=	150.378
FAR AREA OF UNIT-4	=	75.904	X	1	=	75.904
FAR AREA OF UNIT-7	=	58.349	X	1	=	58.349
FAR AREA OF UNIT-8	=	58.955	X	1	=	58.955
FAR AREA OF UNIT-17	=	58.955	X	2	=	117.910
FAR AREA OF CIRCULATION	=	70.798	X	1	=	70.798
TOTAL F.A.R AREA					=	**594.439**

TOWER - 6 & 8

	GROUND COVERAGE	TOTAL	15 % AREA	NON F.A.R AREA	HEIGHT FL. LVL (MM)
GROUND FLOOR	880.423	558.803	59.089	92.835	(+) 1200
1st FLOOR		612.547	62.588	77.907	(+) 4500
2nd FLOOR		612.547	49.493	78.172	(+) 7800
3rd FLOOR		610.041	49.436	78.942	(+) 10950
4th FLOOR		610.041	49.436	78.942	(+) 14100
5th FLOOR		610.041	49.436	78.942	(+) 17250
6th FLOOR		610.041	49.436	78.942	(+) 20400
7th FLOOR		610.041	49.436	78.942	(+) 23550
8th FLOOR		610.041	49.436	78.942	(+) 26700
9th FLOOR		610.041	49.436	78.942	(+) 29850
10th FLOOR		610.041	49.436	78.942	(+) 31700
11th FLOOR		610.041	49.436	78.942	(+) 34750
12th FLOOR		610.041	49.436	78.942	(+) 37800
12th A FLOOR		532.116	151.633	65.897	(+) 40850
14th FLOOR		594.439	51.217	76.479	(+) 44500
15th FLOOR		594.439	51.217	76.479	(+) 47550
16th FLOOR		594.439	51.217	76.479	(+) 50600
17th FLOOR		594.439	51.217	76.479	(+) 53650
18th FLOOR		594.439	51.217	76.479	(+) 56700
19th FLOOR		594.439	51.217	76.479	(+) 59750
20th FLOOR		594.439	51.217	76.479	(+) 62800
21ST FLOOR		594.439	51.217	76.479	(+) 65850
22ND FLOOR		594.439	51.217	76.479	(+) 68900
23RD FLOOR		347.032	40.599	16.206	(+) 71950
TERRACE				4.221	(+) 75000
MUMTY		0.960	77.663		(+) 78050
MACHINE ROOM & O.H TANK		0.960	77.663		(+) 81150
TOTAL	880.423	14113.770	1474.036	1778.762	

F.A.R. COVERED AREA CALCULATION FOR UNIT- 1

S.NO.	PARTICULARS					AREA (SQ.M)
COVERED AREA OF UNIT 1						
1	4.425	X	4.940	=		21.860
2	1.450	X	3.150	=		4.568
3	0.800	X	0.200	=		0.160
4	2.175	X	0.460	=		1.000
5	0.815	X	0.200	=		0.163
6	8.425	X	4.130	=		20.507
7	2.500	X	0.475	=		1.188
8	0.200	X	0.475	=		0.095
TOTAL FAR AREA - (A)					=	**62.146**
NON F.A.R AREA OF BALCONY (B)= (Y1 + Y2 + Y3)						
Y1	1.630	X	0.660	=	1.075	
Y2	1.240	X	1.680	=	2.083	
Y3	0.700	X	1.100	=	0.770	
TOTAL (B)= Y1 + Y2 + Y3 =					=	**8.571**
COVERAGE AREA FOR UNIT 1 = F.A.R. AREA + (B) NON F.A.R. AREA OF BALCONY						
1	(A) F.A.R. AREA			=		62.146
2	(B) NON FAR AREA BALCONY			=		8.571
TOTAL UNIT COVERAGE AREA						70.717

F.A.R. COVERED AREA CALCULATION FOR UNIT- 2

S.NO.	PARTICULARS					AREA (SQ.M)
COVERED AREA OF UNIT 2						
1	4.500	X	6.400	=		28.800
2	2.120	X	1.500	=		3.180
3	1.950	X	1.420	=		2.769
4	1.930	X	2.275	=		4.391
5	1.180	X	1.275	=		1.505
6	2.250	X	6.500	=		14.625
7	2.100	X	7.125	=		14.963
8	0.725	X	0.900	=		0.653
9	1.630	X	0.900	=		1.467
10	0.200	X	0.500	=		0.100
11	2.200	X	0.300	=		0.660
TOTAL FAR AREA - (A)						**75.189**
NON F.A.R AREA OF BALCONY (B)						
Y1	2.850	X	1.600	=	3.570	
Y2	1.806	X	1.600	=	2.708	
Y3	1.680	X	1.400	=	2.352	
Y4	0.250	X	0.900	=	0.225	
Y5	1.600	X	1.175	=	2.360	
Y6	0.300	X	0.400	=	0.120	
TOTAL				=	**11.825**	
COVERAGE AREA FOR UNIT 2 = F.A.R. AREA + (B) NON F.A.R. AREA OF BALCONY						
1	(A) F.A.R. AREA			=		75.189
2	(B) NON FAR AREA BALCONY			=		11.825
TOTAL UNIT COVERAGE AREA						87.014

F.A.R. COVERED AREA CALCULATION FOR UNIT- 4

S.NO.	PARTICULARS					AREA (SQ.M)
COVERED AREA OF UNIT 4						
1	4.750	X	6.450	=		30.638
2	0.200	X	1.600	=		0.320
3	1.580	X	1.430	=		2.259
4	1.800	X	2.375	=		4.275
5	1.150	X	1.275	=		1.466
6	2.250	X	6.500	=		14.625
7	2.250	X	7.725	=		17.381
8	0.200	X	0.600	=		0.120
9	1.800	X	0.800	=		0.400
10	0.200	X	0.800	=		0.160
TOTAL FAR AREA - (A)						**75.904**
NON F.A.R AREA OF BALCONY (B)= (Y1 + Y2 + Y3)						
Y1	2.850	X	1.600	=	3.570	
Y2	1.906	X	1.600	=	2.700	
Y3	1.680	X	1.400	=	2.352	
Y4	0.950	X	0.900	=	0.855	
Y5	1.600	X	1.175	=	2.363	
TOTAL (B)= Y1 + Y2 + Y3 =					=	**11.705**
COVERAGE AREA FOR UNIT 4 = F.A.R. AREA + (B) NON F.A.R. AREA OF BALCONY						
1	(A) F.A.R. AREA			=		75.904
2	(B) NON FAR AREA BALCONY			=		11.705
TOTAL UNIT COVERAGE AREA						87.609

F.A.R. COVERED AREA CALCULATION FOR UNIT- 7

S.NO.	PARTICULARS					AREA (SQ.M)
COVERED AREA OF UNIT 7						
1	3.050	X	6.050	=		18.453
2	2.750	X	1.600	=		4.400
3	5.800	X	5.575	=		32.335
4	0.200	X	0.800	=		0.160
5	2.400	X	0.725	=		2.901
6	0.200	X	0.575	=		0.115
7	0.100	X	0.575	=		0.058
8	0.800	X	0.800	=		0.640
9	0.200	X	0.800	=		0.160
TOTAL FAR AREA - (A)						**58.349**
NON F.A.R AREA OF BALCONY (B)= (Y1 + Y2 + Y3 + Y4)						
Y1	2.900	X	1.600	=	4.640	
Y2	1.600	X	1.500	=	2.400	
Y3	1.050	X	1.240	=	2.046	
Y4	0.700	X	0.275	=	0.192	
TOTAL (B)= Y1 + Y2 + Y3 +Y4 =					=	**7.993**
COVERAGE AREA FOR UNIT 7 = F.A.R. AREA + (B) NON F.A.R. AREA OF BALCONY						
1	(A) F.A.R. AREA			=		58.349
2	(B) NON FAR AREA BALCONY			=		7.993
TOTAL UNIT COVERAGE AREA						66.342

F.A.R. COVERED AREA CALCULATION FOR UNIT-8

S.NO.	PARTICULARS					AREA (SQ.M)
COVERED AREA OF UNIT 8						
1	3.050	X	6.050	=		18.453
2	0.750	X	1.600	=		1.200
3	5.800	X	5.575	=		32.335
4	0.200	X	0.800	=		0.160
5	0.450	X	0.725	=		0.326
6	0.200	X	0.575	=		0.115
7	0.100	X	0.575	=		0.058
TOTAL FAR AREA - (A)						**58.489**
SUBTRACTION						
8	1.425	X	0.175	=		0.534
						58.955
NON F.A.R AREA OF BALCONY (B)= (Y1 + Y2 + Y3 +Y4 +Y5)						
Y1	2.900	X	1.600	=	4.640	
Y2	1.906	X	1.240	=	2.346	
Y3	2.100	X	0.275	=	0.578	
Y4	1.600	X	1.500	=	2.400	
Y5	0.340	X	0.530	=	0.304	
TOTAL (B)= Y1 + Y2 + Y3 +Y4 +Y5 =					=	**8.027**
COVERAGE AREA FOR UNIT 8 = F.A.R. AREA + (B) NON F.A.R. AREA OF BALCONY						
1	(A) F.A.R. AREA			=		58.955
2	(B) NON FAR AREA BALCONY			=		8.027
TOTAL UNIT COVERAGE AREA						66.981

F.A.R. COVERED AREA CALCULATION FOR UNIT- 17

S.NO.	PARTICULARS					AREA (SQ.M)
COVERED AREA OF UNIT 17						
1	3.050	X	6.050	=		18.453
2	1.750	X	1.600	=		2.800
3	5.800	X	5.575	=		32.335
4	0.200	X	0.800	=		0.160
5	2.400	X	0.725	=		1.740
6	0.200	X	0.575	=		0.115
7	0.100	X	0.575	=		0.058
8	0.800	X	0.800	=		0.640
9	0.200	X	0.800	=		0.160
TOTAL FAR AREA - (A)						**59.499**
SUBTRACTION						
8	1.425	X	0.175	=		0.534
						58.955
NON F.A.R AREA OF BALCONY (B)= (Y1 + Y2 + Y3 +Y4)						
Y1	2.900	X	1.600	=	4.640	
Y2	1.600	X	1.500	=	2.400	
Y3	1.050	X	1.240	=	2.046	
Y4	0.700	X	0.275	=	0.192	
TOTAL (B)= Y1 + Y2 + Y3 +Y4 =					=	**7.993**
COVERAGE AREA FOR UNIT 17 = F.A.R. AREA + (B) NON F.A.R. AREA OF BALCONY						
1	(A) F.A.R. AREA			=		58.955
2	(B) NON FAR AREA BALCONY			=		7.993
TOTAL UNIT COVERAGE AREA						66.947

TOWER- 6 & 8 F.A.R. COVERED AREA CALCULATION FOR CIRCULATION AREA

S.NO	PARTICULARS					AREA (SQ.M)
	4.100	X	2.375	=		9.738
	4.175	X	1.275	=		5.324
	2.400	X	2.300	=		5.520
	2.200	X	2.700	=		5.940
	1.725	X	1.725	=		2.976
	3.675	X	1.800	=		6.615
	2.540	X	2.540	=		6.452
	1.275	X	1.400	=		1.785
	2.150	X	1.400	=		3.010
	3.975	X	2.300	=		9.143
	1.700	X	2.400	=		4.080
	4.500	X	2.400	=		10.800
	2.900	X	1.800	=		5.220
TOTAL F.A.R AREA CORRIDOR					=	**123.163**
AREA SUBTRACTION						
STAIRS						
	1.800	X	2.400	=		12.960
LIFT LOBBY						
	4.500	X	2.400	=		10.800
	1.800	X	0.400	=		0.720
AT ARCADE CUT OUT						
	2.200	X	0.700	=		1.540
AT KE STAIRCASE						
	3.125	X	3.300	=		10.313
SHAFT						
	0.125	X	1.125	=		0.809
	0.125	X	0.775	=		0.967
	0.200	X	1.200	=		0.240
TOTAL						**52.365**
TOTAL F.A.R AREA CORRIDOR					=	**70.798**

TOWER- 6 & 8 AREA CALCULATION TOWARDS 15% ADDITIONAL F.A.R (Typical Floor)

S.NO.	PARTICULARS					AREA (SQ.M)
FIRE STAIRCASE AREA						
FS	5.700	X	3.300	=		18.810
TOTAL FIRE STAIRCASE AREA						18.810
LIFT LOBBY						
LL1	4.500	X	3.300	=		14.850
LL2	3.800	X	3.300	=		12.540
TOTAL LIFT LOBBY AREA						15.470
CUPBOARDS						
C1	3 X 1.125	X	3.675	=		12.403
C2	3 X 1.200	X	2.300	=		7.590
C3	3 X 1.200	X	2.300	=		7.590
TOTAL CUPBOARDS AREA						8.801
P.H.E SHAFT						
PHC	0.700	X	1.200	=		0.840
TOTAL P.H.E SHAFT AREA						0.840
ELECTRICAL SHAFT						
EL	1.130	X	0.700	=		0.791
TOTAL ELECTRICAL SHAFT AREA						0.791
PLUMBING SHAFT						
P1	3 X 1.420	X	0.300	=		1.278
P2	3 X 1.200	X	0.300	=		1.080
P3	4 X 0.700	X	1.425	=		3.990
TOTAL PLUMBING SHAFT AREA						4.313
LV SHAFT						
LV	0.700	X	0.135	=		0.095
TOTAL LV SHAFT AREA						0.095
AREA SUBTRACTION						
STAIRCASE CUTOUT						
FS1	2.500	X	3.300	=		8.250
TOTAL STAIRCASE CUTOUT AREA						8.250
TOTAL 15% ADDITIONAL F.A.R AREA						51.217

TYPICAL FLOOR (14TH TO 22ND) NON F.A.R AREA

UNIT - 1	8.571	X	1.000	=	8.571	
UNIT - 2	11.625	X	2.000	=	23.250	
UNIT - 4	11.705	X	1.000	=	11.705	
UNIT - 7	7.993	X	1.000	=	7.993	
UNIT - 8	8.027	X	1.000	=	8.027	
UNIT - 17	7.993	X	2.000	=	15.986	
JALI	0.549	X	1.000	=	0.549	
TOTAL AREA				=	**76.479**	

14TH TO 22ND FLOOR NON F.A.R AREA OF JALI

1	12	X	0.200	X	0.100	=	0.240	
2	1	X	1.600	X	0.050	=	0.080	
3	5	X	0.915	X	0.050	=	0.229	
TOTAL AREA						=	**0.549**	

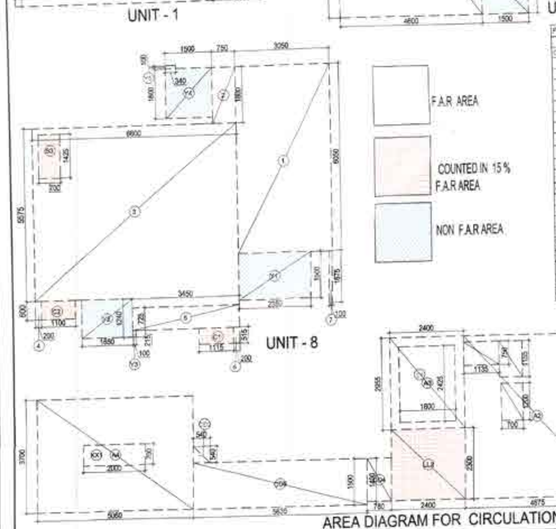

AREA DIAGRAM FOR CIRCULATION FOR TOWER - 6 & 8 TYPICAL FLOOR

AREA DIAGRAM OF JALI

NORTH POINT

NO. OF PRINTS	DATE	ISSUED TO	REMARKS

Greater Noida Industrial Dev. Authority
APPROVED
B/-3473 PO 3670 Dt 30/12/2015
Expiry Date 5 years
Nitya
Asstt. Arch. S.M. (Plng.)

OWNER SIGN
Starcity Real Estates Pvt. Ltd.
Director/Auth. Signatory

ARCHITECT SIGN

OWNER
M/S STARCITY REAL ESTATES PVT. LTD

SUBMISSION DRAWING

KEY PLAN

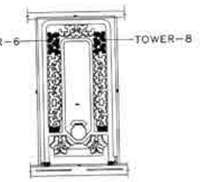

PROJECT

PROPOSED GROUP HOUSING FOR STARCITY REAL ESTATES PVT. LTD. AT PLOT NO: - GH-14A ,SECTOR- 01 GREATER NOIDA,(U.P.)

DATE	PROJECT INCH.	CHECKED BY
11-02-15	BALRAJ SINGH	BALRAJ SINGH
SCALE	DEALT BY	APPROVED BY
1:100	NITYA HUNKA	VISHAL SHARMA

DRAWING TITLE

TYPICAL FLOOR PLAN (14TH TO 22ND)

TOWER-6&8

ARCHITECTS

Confluence

S-26, GK-2 N.D.-48,INDIA architecture | Ph: +91-11-29216006 Ph: +91-11-40564788 urban design | cos@inconfluence.com www.inconfluence.com hospitality | Member of IGBC ISO - 9001 : 2000 interiors

DRAWING NO. S-047

REVISION

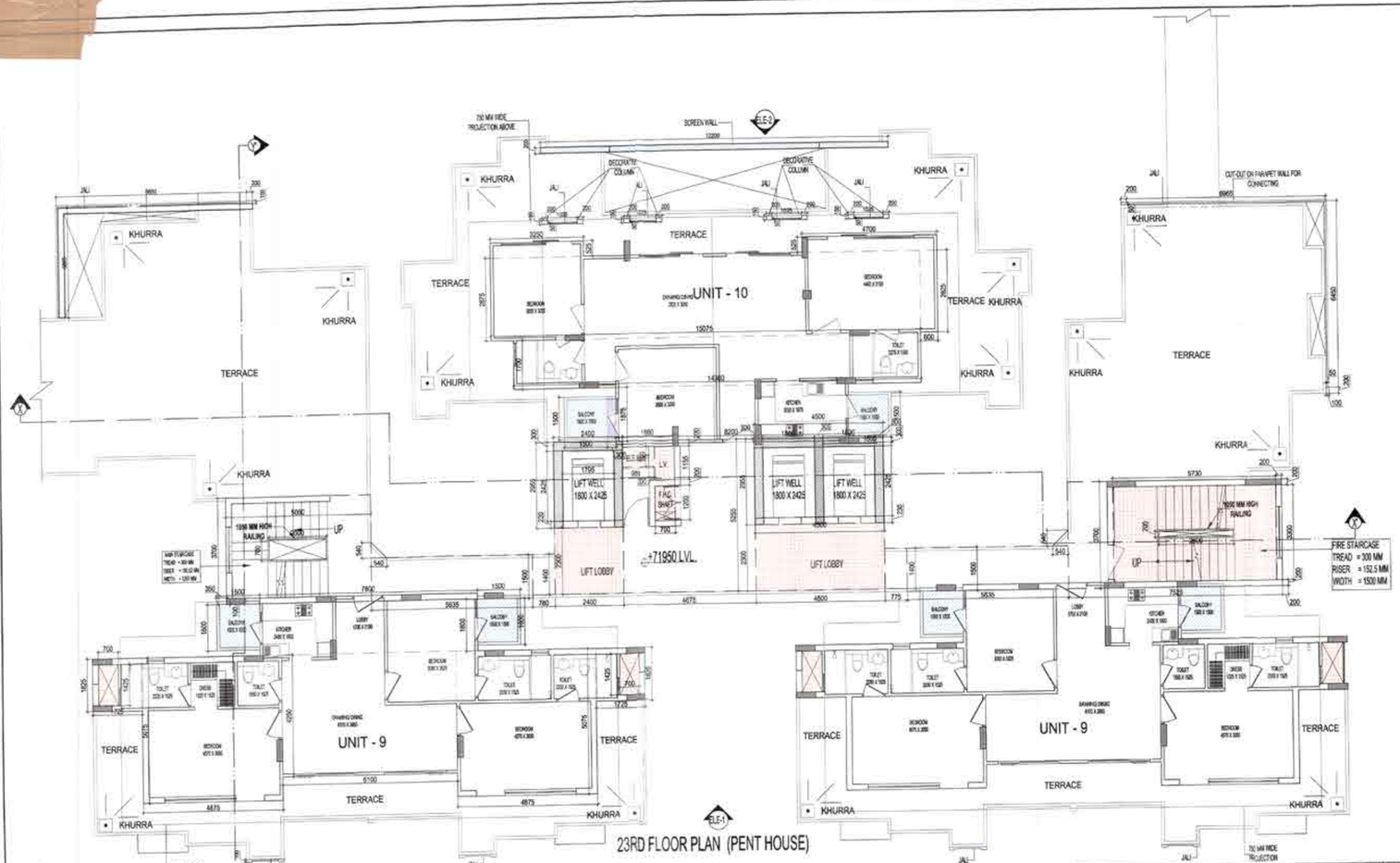

23RD FLOOR PLAN (PENT HOUSE)

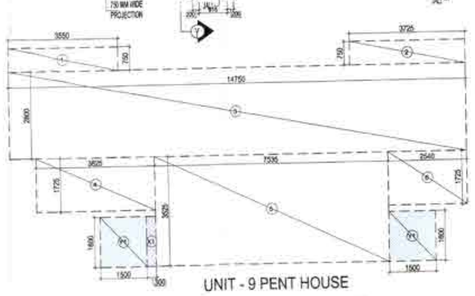

UNIT - 9 PENT HOUSE

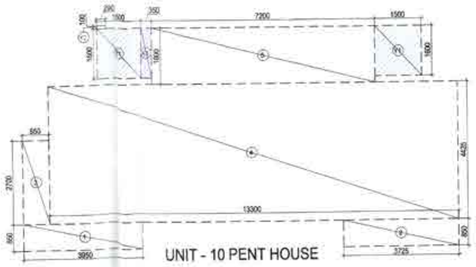

UNIT - 10 PENT HOUSE

AREA DIAGRAM FOR CIRCULATION FOR TOWER - 6 & 8 TYPICAL FLOOR

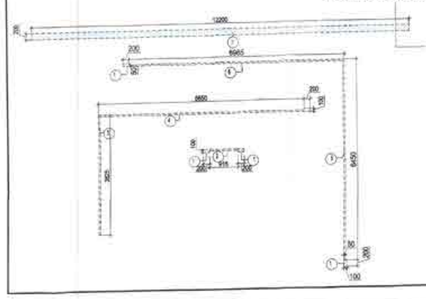

F.A.R AREA

COUNTED IN 15 % F.A.R AREA

NON F.A.R AREA

AREA COUNTED IN HALF F.A.R

TOTAL F.A.R. AREA AT 23RD FLOOR

S.NO.		PARTICULARS					AREA(SQ.M)
FAR AREA OF UNIT-9	=	93.388	X	2	=		186.775
FAR AREA OF UNIT-10	=	89.014	X	1	=		89.014
DECORATIVE COLUMN & JALI AREA		0.445	=	1.000	=		0.445
FAR AREA OF CIRCULATION	=	70.798	X	1	=		70.798
TOTAL F.A.R AREA					=		347.032

F.A.R. COVERED AREA CALCULATION FOR UNIT- 9 (PENTHOUSE)

S.NO.	PARTICULARS							AREA (SQ.M)
COVERED AREA OF UNIT 9								
1	2	X	1.725	X	1.825	=		6.296
2	2	X	4.875	X	5.075	=		49.481
3			6.100	X	4.250	=		25.925
4			7.600	X	1.800	=		13.680
TOTAL F.AR. AREA - (A)								95.383
SUBTRACTION NON F.A.R AREA								
S2	2	X	0.700	X	1.425	=		1.995
TOTAL AREA								93.388
NON F.A.R AREA OF BALCONY (B)								
Y1	2	X	1.500	X	1.600	=		4.800
Y2	1	X	0.350	X	0.100	=		0.035
TOTAL AREA (B)						=		4.835
COVERAGE AREA FOR UNIT 9 = F.A.R. AREA (A)+ (B) NON F.A.R. AREA OF BALCONY								
1	(A) F.A.R. AREA					=		93.388
2	(B) NON FAR AREA BALCONY					=		4.835
TOTAL UNIT COVERAGE AREA								98.223

F.A.R. COVERED AREA CALCULATION FOR UNIT-10 (PENTHOUSE)

S.NO	PARTICULARS							AREA (SQ.M)
COVERED AREA OF UNIT 10								
1			3.250	X	0.525	=		1.706
2			4.700	X	0.525	=		2.468
3			0.600	X	2.825	=		1.695
4			15.075	X	2.875	=		43.341
5			14.300	X	1.700	=		24.310
6			5.200	X	1.875	=		16.375
TOTAL F.AR AREA - (A)						=		88.894
F.A.R. AREA OF BALCONY (B) =X1/4								
X1			0.300	X	1.600	=		0.480
TOTAL (B)						=		0.120
TOTAL F.A.R AREA (A+B)								
1	F.A.R. AREA(A)					=		88.894
2	TOTAL (B)					=		0.120
TOTAL F.A.R. AREA						=		89.014
NON F.A.R. AREA								
Y1	2	X	1.500	X	1.500	=		4.500
TOTAL						=		4.500
TOTAL COVERAGE AREA OF UNIT - 10								
1	F.A.R. AREA					=		88.894
2	TOTAL BALCONY AREA OF (B) X4					=		0.480
3	NON FAR AREA					=		4.500
TOTAL COVERAGE AREA						=		93.874

DECORATIVE COLUMN & JALI AREA CALCULATION FOR F.A.R AREA AT (23RD FLOOR)

S.NO.	PARTICULARS							AREA (SQ.M)
TERRACE								
1	6	X	0.300	X	0.150	=		0.240
2	4	X	1.025	X	0.050	=		0.205
TOTAL								0.445

TOWER- 6 & 8 F.A.R. COVERED AREA CALCULATION FOR CIRCULATION AREA

S.NO.	PARTICULARS							AREA (SQ.M)
A1				4.500	X	2.850	=	12.825
A2				4.475	X	5.256	=	24.587
A3				2.400	X	2.955	=	7.092
A4				3.060	X	3.700	=	11.322
A5				7.625	X	3.700	=	27.943
CD1				3.030	X	1.500	=	3.453
CD2	2	X	0.5	X	0.540	X	0.540	=	0.146
CD3				0.775	X	1.400	=	1.085
CD4				0.780	X	1.400	=	1.092
CD5			3.8	X	0.538	X	1.500	=	4.226
CD6			2	X	0.200	X	0.200	=	0.080
LL1				4.500	X	2.400	=	10.800
LL2				2.400	X	3.400	=	8.160
TOTAL F.A.R AREA CORRIDOR							=	123.163
AREA SUBTRACTION								
LIFT WELL								
LL1			3	X	1.800	X	2.425	=	13.095
LIFT LOBBY								
LL1				4.500	X	2.400	=	10.800
LL2				2.400	X	2.400	=	5.760
STAIRCASE CUT OUT								
SX1				2.000	X	0.700	=	1.400
FIRE STAIRCASE								
FS1				3.750	X	3.300	=	18.810
SHAFT								
LV				0.700	X	1.158	=	0.809
EL				1.138	X	0.750	=	0.851
FHC				0.700	X	1.200	=	0.840
TOTAL								52.365
TOTAL F.A.R AREA CORRIDOR							=	70.798

TOWER - 6 & 8

	GROUND COVERAGE	TOTAL	16 % AREA	NON F.A.R AREA	HEIGHT FL. LVL (MM)
GROUND FLOOR	880.423	558.803	90.989	55.826	(+) 1200
1st FLOOR		612.647	92.588	77.607	(+) 4250
2nd FLOOR		642.547	98.493	76.172	(+) 7300
3rd FLOOR		610.041	99.436	76.942	(+) 10350
4th FLOOR		610.041	99.436	76.942	(+) 13400
5th FLOOR		610.041	99.436	76.942	(+) 16450
6th FLOOR		610.041	99.436	76.942	(+) 19500
7th FLOOR		610.041	99.436	76.942	(+) 22550
8th FLOOR		610.041	99.436	76.942	(+) 25600
9th FLOOR		610.041	99.436	76.942	(+) 28650
10th FLOOR		610.041	99.436	76.942	(+) 31700
11th FLOOR		610.041	99.436	76.942	(+) 34750
12th FLOOR		610.041	99.436	76.942	(+) 37800
12th A FLOOR		532.116	151.933	66.927	(+) 40850
14th FLOOR		594.439	91.217	76.479	(+) 44500
15th FLOOR		594.439	91.217	76.479	(+) 47550
16th FLOOR		594.439	91.217	76.479	(+) 50600
17th FLOOR		594.439	91.217	76.479	(+) 53650
18th FLOOR		594.439	91.217	76.479	(+) 56700
19th FLOOR		594.439	91.217	76.479	(+) 59750
20th FLOOR		594.439	91.217	76.479	(+) 62800
21ST FLOOR		594.439	91.217	76.479	(+) 65850
22ND FLOOR		594.439	91.217	76.479	(+) 68900
23RD FLOOR		347.032	40.593	18.208	(+) 71950
TERRACE				4.221	(+) 75000
MUMTY		0.080	77.663		(+) 78050
MACHINE ROOM & O.H TANK		0.080	77.663		(+) 81150
TOTAL	880.423	14113.770	1474.036	1778.762	

TOWER-6 & 8 AREA CALCULATION TOWARDS 15% ADDITIONAL F.A.R)

S.NO.	PARTICULARS							AREA (SQ.M)
FIRE STAIRCASE AREA								
FS1				3.750	X	3.300	=	18.810
TOTAL FIRE STAIRCASE AREA							=	18.810
LIFT LOBBY								
LL1				4.500	X	2.300	=	10.350
LL2				2.400	X	2.300	=	5.520
TOTAL LIFT LOBBY AREA							=	15.870
F.H.C SHAFT								
FHC				0.700	X	1.200	=	0.840
TOTAL F.H.C SHAFT AREA							=	0.840
ELECTRICAL SHAFT								
EL				1.138	X	0.700	=	0.795
TOTAL ELECTRICAL SHAFT AREA							=	0.795
PLUMBING SHAFT								
SI	4	X		0.700	X	1.425	=	3.990
TOTAL PLUMBING SHAFT AREA							=	3.990
LV SHAFT								
LV				0.700	X	1.158	=	0.809
TOTAL LV SHAFT AREA							=	0.809
AREA SUBTRACTION								
STAIRCASE CUTOUT								
FS1				2.000	X	0.300	=	0.520
TOTAL ST AIRCASE CUTOUT AREA							=	0.520
TOTAL 15% ADDITIONAL F.A.R AREA								40.593

23RD FLOOR NON F.A.R AREA OF JALI

1	11	X	0.200	X	0.100	=	0.220
2	4	X	0.915	X	0.050	=	0.183
3	1	X	3.825	X	0.050	=	0.191
4	1	X	6.660	X	0.050	=	0.333
5	1	X	6.450	X	0.050	=	0.323
6	1	X	6.965	X	0.050	=	0.348
7	1	X	12.200	X	0.200	=	2.440
TOTAL AREA						=	4.038

23RD FLOOR NON F.A.R AREA

UNIT - 9			4.835	X	2.000	=	9.670
UNIT - 10			4.500	X	1.000	=	4.500
JALI			4.038	X	1.000	=	4.038
TOTAL AREA						=	18.208

NORTH POINT

NO. OF PRINTS	DATE	ISSUED TO	REMARKS

Greater Noida Industrial Dev. Authority
APPROVED
Ref. No. 3673/13 Dt. Letter No. 3690 Dated 30/01/2015
Valid up to Date 5/4/23
Nitya Hunka D.T.P. (Map Section)
Asstt. Arch.
S.A.O. (Plng.)

OWNER SIGN

For Starcity Real Estates Pvt. Ltd.
Director/Auth. Signatory

ARCHITECT SIGN

OWNER
M/S STARCITY REAL ESTATES PVT. LTD

SUBMISSION DRAWING

KEY PLAN

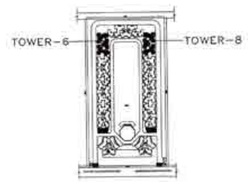

PROJECT

PROPOSED GROUP HOUSING FOR STARCITY REAL ESTATES PVT. LTD. AT PLOT NO: - GH-14A ,SECTOR- 01 GREATER NOIDA.(U.P.)

DATE	PROJECT INCH.	CHECKED BY
11-02-15	BALRAJ SINGH	BALRAJ SINGH
SCALE	DEALT BY	APPROVED BY
1:100	NITYA HUNKA	VISHAL SHARMA

DRAWING TITLE

23 RD FLOOR PLAN

TOWER-6&8

ARCHITECTS

Confluence

S- 29, GK-2 N.D-48,INDIA architecture | Ph. +91-11-29216506 urban design | Ph. +91-11-40504708 | ass@inconfluence.com www.inconfluence.com hospitality | Member of IGBC ISO - 9001 : 2008 interiors

DRAWING NO.
S-048

REVISION

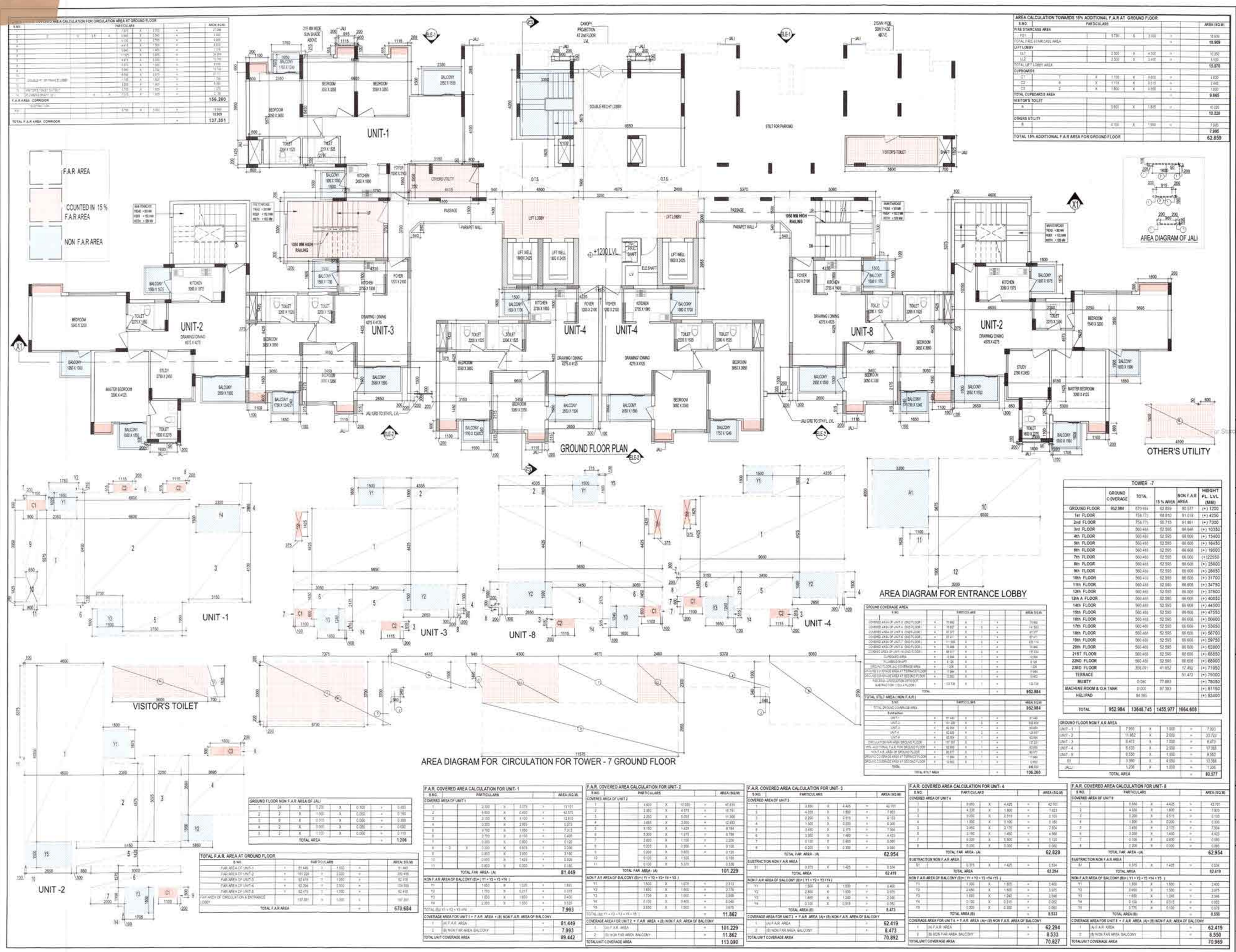

AREA CALCULATION TOWARDS 15% ADDITIONAL F.A.R AT GROUND FLOOR							
S.NO	PARTICULARS						AREA (SQ.M)
FIRE STAIRCASE AREA							
FS1			5.730	X	3.100	=	18.909
TOTAL FIRE STAIRCASE AREA						=	18.909
LIFT LOBBY							
LL1			2.300	X	4.500	=	10.350
LL2			2.300	X	3.400	=	5.520
TOTAL LIFT LOBBY AREA							15.870
CUPBOARDS							
C1	7	X	1.100	X	0.600	=	4.620
C2	6	X	1.115	X	0.315	=	2.446
C3	2	X	1.800	X	0.500	=	1.800
TOTAL CUPBOARDS AREA						=	9.865
VISITOR'S TOILET							
A			3.400	X	1.825	=	10.220
TOTAL							10.220
OTHERS UTILITY							
B			4.100	X	1.800	=	7.380
TOTAL							7.380
TOTAL 15% ADDITIONAL F.A.R AREA FOR GROUND FLOOR							62.859

NORTH POINT

NO. OF PRINTS	DATE	ISSUED TO	REMARKS

Greater Noida Industrial Dev. Authority
APPROVED
Vide Letter No. 367 Dated 30/6/2015
Valid up to Dated 5 Yrs
Dy. G.M. (Plng. & Arch.)
Asstt. Arch.

OWNER SIGN	ARCHITECT SIGN
For Starcity Real Estates Pvt. Ltd. Director/Auth. Signatory	

OWNER
M/S STARCITY REAL ESTATES PVT. LTD

SUBMISSION DRAWING

KEYPLAN

PROJECT

PROPOSED GROUP HOUSING FOR STARCITY REAL ESTATES PVT. LTD. AT PLOT NO: - GH-14A ,SECTOR- 01 GREATER NOIDA,(U.P.)

DATE	PROJECT INCH.	CHECKED BY
06-02-15	BALRAJ SINGH	BALRAJ SINGH
SCALE	DEALT BY	APPROVED BY
1:100	NITYA HUNKA	VISHAL SHARMA

DRAWING TITLE

GROUND FLOOR PLAN

TOWER-7

ARCHITECTS

Confluence

S-29, GK-2 N.D-48.INDIA | Ph: +91-11-29216086 Ph: +91-11-46564766 | cca@inconfluence.com www.inconfluence.com | Member of IGBC ISO - 9001 : 2000

architecture urban design hospitality interiors

DRAWING NO. S-053 | REVISION

TOWER -7					
	GROUND COVERAGE	TOTAL	15 % AREA	NON F.A.R AREA	HEIGHT FL. LVL (MM)
GROUND FLOOR	952.984	870.984	62.859	80.577	(+) 1200
1st FLOOR		758.772	68.812	91.018	(+) 4250
2nd FLOOR		758.775	50.715	91.961	(+) 7300
3rd FLOOR		560.468	52.595	86.648	(+) 10350
4th FLOOR		560.468	52.595	86.608	(+) 13400
5th FLOOR		560.468	52.595	86.608	(+) 16450
6th FLOOR		560.468	52.595	86.608	(+) 19500
7th FLOOR		560.468	52.595	86.608	(+)22550
8th FLOOR		560.468	52.595	86.608	(+) 25600
9th FLOOR		560.468	52.595	86.608	(+) 28650
10th FLOOR		560.468	52.595	86.608	(+) 31700
11th FLOOR		560.468	52.595	86.608	(+) 34750
12th FLOOR		560.468	52.595	86.608	(+) 37800
12th A FLOOR		560.468	52.595	86.608	(+) 40850
14th FLOOR		560.468	52.595	86.608	(+) 44500
15th FLOOR		560.468	52.595	86.608	(+) 47550
16th FLOOR		560.468	52.595	86.608	(+) 50600
17th FLOOR		560.468	52.595	86.608	(+) 53650
18th FLOOR		560.468	52.595	86.608	(+) 56700
19th FLOOR		560.468	52.595	86.608	(+) 59750
20th FLOOR		560.468	52.595	86.608	(+) 62800
21ST FLOOR		560.468	52.595	86.608	(+) 65850
22ND FLOOR		560.468	52.595	86.608	(+) 68900
23RD FLOOR		358.091	41.652	17.892	(+) 71950
TERRACE				51.472	(+) 75000
MUMTY		0.000	77.683		(+) 78050
MACHINE ROOM & O.H.TANK		0.000	87.383		(+) 81150
HELIPAD		94.985			(+) 83400
TOTAL	952.984	13848.745	1455.977	1664.608	

GROUND FLOOR NON F.A.R AREA							
UNIT - 1			7.995	X	1.000	=	7.995
UNIT - 2			11.862	X	2.000	=	23.723
UNIT - 3			8.473	X	1.000	=	8.473
UNIT - 4			8.633	X	2.000	=	17.266
UNIT - 8			8.550	X	1.000	=	8.550
B1			3.390	X	4.150	=	13.568
JALI			1.206	X	1.000	=	1.206
TOTAL AREA						=	80.577

GROUND COVERAGE AREA							
S.NO		PARTICULARS					AREA (SQM)
COVERED AREA OF UNIT-4 (2ND FLOOR)	=	70.660	X	1	=		70.660
COVERED AREA OF UNIT-4 (3RD FLOOR)	=	70.627	X	1	=		141.253
COVERED AREA OF UNIT-4 (2ND FLOOR)	=	87.977	X	1	=		87.977
COVERED AREA OF UNIT-4 (3RD FLOOR)	=	87.977	X	1	=		87.977
COVERED AREA OF UNIT-7 (3RD FLOOR)	=	111.558	X	2	=		223.116
COVERED AREA OF UNIT-8 (3RD FLOOR)	=	70.660	X	1	=		70.660
COVERED AREA OF UNIT-4 (3RD FLOOR)	=	88.917	X	2	=		177.834
CUPBOARD AREA	=	12.984	X	1	=		12.984
PLUMBING SHAFT	=	6.128	X	1	=		6.128
GROUND FLOOR JALI COVERAGE AREA	=	1.206	X	1	=		1.206
GROUND COVERAGE AREA AT TERRACE FLOOR	=	17.664	X	1	=		17.664
GROUND COVERAGE AREA AT SECOND FLOOR	=	33.662	X	1	=		33.662
FAR AREA CIRCULATION WITH OUT SUBTRACTION (120.x 4 FLOOR)	=	120.738	X	1	=		120.738
TOTAL					=		952.984
TOTAL STILT AREA (NON F.A.R)							
S.NO		PARTICULARS					AREA (SQM)
TOTAL GROUND COVERAGE AREA							952.984
Subtraction							
UNIT-1	=	81.449	X	1	=		81.449
UNIT-2	=	101.229	X	2	=		202.458
UNIT-3	=	82.994	X	1	=		82.994
UNIT-4	=	62.633	X	2	=		125.267
UNIT-8	=	62.994	X	1	=		62.994
CIRCULATION FAR AREA GROUND FLOOR	=	187.591	X	1	=		187.591
15% ADDITIONAL F.A.R FOR GROUND FLOOR	=	62.859	X	1	=		62.859
NON F.A.R AREA OF GROUND FLOOR	=	80.577	X	1	=		80.577
GROUND COVERAGE AREA AT TERRACE FLOOR	=	17.664	X	1	=		17.664
GROUND COVERAGE AREA AT SECOND FLOOR	=	33.662	X	1	=		33.662
TOTAL					=		846.723
TOTAL STILT AREA					=		106.260

GROUND FLOOR NON F.A.R AREA OF JALI							
1	24	X	0.200	X	0.100	=	0.480
2	2	X	1.000	X	0.050	=	0.100
3	8	X	0.315	X	0.050	=	0.126
4	2	X	0.500	X	0.050	=	0.050
5	2	X	1.100	X	0.050	=	0.110
TOTAL AREA						=	1.206

TOTAL F.A.R. AREA AT GROUND FLOOR							
S.NO.		PARTICULARS					AREA (SQ.M)
FAR AREA OF UNIT-1	=	81.449	X	1.000	=		81.449
FAR AREA OF UNIT-2	=	101.229	X	2.000	=		202.458
FAR AREA OF UNIT-3	=	82.473	X	1.000	=		82.473
FAR AREA IUF UNIT-4	=	62.294	X	2.000	=		124.588
FAR AREA OF UNIT-8	=	62.415	X	1.000	=		62.415
FAR AREA OF CIRCULATION & ENTRANCE LOBBY		187.591	X	1.000	=		187.591
TOTAL F.A.R AREA						=	670.684

F.A.R. COVERED AREA CALCULATION FOR UNIT- 1							
S.NO.		PARTICULARS					AREA (SQ.M)
COVERED AREA OF UNIT 1							
1			2.300	X	5.575	=	12.191
2			5.800	X	7.400	=	42.575
3			2.150	X	6.100	=	13.115
4			0.300	X	2.900	=	0.870
5			0.700	X	1.050	=	0.735
6			0.700	X	0.150	=	0.105
7			0.200	X	0.600	=	0.120
8	0	X	0.300	X	0.975	=	0.000
9			0.800	X	0.900	=	0.720
10			0.900	X	1.425	=	1.283
11			0.800	X	0.200	=	0.160
TOTAL FAR AREA - (A)						=	81.449
NON F.A.R AREA OF BALCONY (B)= (Y1 + Y2 + Y3 +Y4)							
Y1			1.850	X	1.025	=	1.896
Y2			1.750	X	0.315	=	0.551
Y3			1.600	X	1.500	=	2.400
Y4			2.300	X	1.500	=	3.450
TOTAL (B)(Y1 + Y2 + Y3 +Y4)						=	7.993
COVERAGE AREA FOR UNIT 1 = F.A.R AREA + (B) NON F.A.R. AREA OF BALCONY							
1	(A) F.A.R. AREA					=	81.449
2	(B) NON F.A.R AREA BALCONY					=	7.993
TOTAL UNIT COVERAGE AREA							89.442

F.A.R. COVERED AREA CALCULATION FOR UNIT- 2							
S.NO.		PARTICULARS					AREA (SQ.M)
COVERED AREA OF UNIT 2							
1			4.600	X	10.350	=	47.610
2			3.850	X	4.175	=	16.791
3			2.250	X	5.075	=	11.306
4			1.625	X	3.550	=	12.453
5			0.150	X	1.425	=	0.764
6			5.300	X	1.275	=	6.758
7			2.800	X	1.100	=	3.080
8			0.200	X	0.900	=	0.180
9			0.200	X	0.600	=	0.120
10			0.100	X	1.500		0.150
11			0.100	X	5.375		0.538
TOTAL FAR AREA - (A)						=	101.229
NON F.A.R AREA OF BALCONY (B)= (Y1 + Y2 + Y3 + Y4 + Y5)							
Y1			1.500	X	1.575	=	2.313
Y2			1.850	X	1.500	=	2.775
Y3			1.700	X	1.000	=	1.700
Y4			0.100	X	9.400	=	0.940
Y5			2.850	X	1.500	=	3.675
TOTAL (B)(Y1 + Y2 + Y3 + Y4 + Y5)						=	11.862
COVERAGE AREA FOR UNIT 2 = F.A.R AREA + (B) NON F.A.R. AREA OF BALCONY							
1	(A) F.A.R. AREA					=	101.229
2	(B) NON F.A.R AREA BALCONY					=	11.862
TOTAL UNIT COVERAGE AREA							113.090

F.A.R. COVERED AREA CALCULATION FOR UNIT- 3							
S.NO.		PARTICULARS					AREA (SQ.M)
COVERED AREA OF UNIT 3							
1			8.850	X	4.425	=	42.701
2			4.335	X	1.800	=	7.803
3			0.200	X	0.515	=	0.103
4			1.500	X	0.200	=	0.300
5			0.450	X	2.175	=	7.304
6			3.050	X	1.450	=	4.423
7			0.130	X	0.800	=	0.080
8			0.200	X	0.200	=	0.040
TOTAL FAR AREA - (A)						=	62.954
SUBTRACTION NON F.A.R AREA							
S1			0.375	X	1.425	=	0.534
TOTAL AREA						=	62.419
NON F.A.R AREA OF BALCONY (B)= (Y1 + Y2 + Y3 +Y4 +Y5)							
Y1			1.500	X	1.600	=	2.400
Y2			2.850	X	1.500	=	4.275
Y3			1.665	X	1.240	=	2.046
Y4			0.130	X	0.515	=	0.067
Y5			0.200	X	0.200	=	0.040
TOTAL (B)						=	8.473
COVERAGE AREA FOR UNIT 3 = F.A.R AREA (A)+ (B) NON F.A.R. AREA OF BALCONY							
1	(A) F.A.R. AREA					=	62.419
2	(B) NON F.A.R AREA BALCONY					=	8.473
TOTAL UNIT COVERAGE AREA							70.892

F.A.R. COVERED AREA CALCULATION FOR UNIT- 4							
S.NO.		PARTICULARS					AREA (SQ.M)
COVERED AREA OF UNIT 4							
1			9.850	X	4.425	=	42.701
2			4.335	X	1.800	=	7.803
3			0.200	X	0.515	=	0.103
4			1.500	X	0.100	=	0.150
5			3.450	X	2.175	=	7.504
6			3.050	X	1.450	=	4.423
7			0.200	X	0.800	=	0.160
8			0.200	X	0.200	=	0.040
TOTAL FAR AREA - (A)						=	62.829
SUBTRACTION NON F.A.R AREA							
S1			0.375	X	1.425	=	0.534
TOTAL AREA						=	62.294
NON F.A.R AREA OF BALCONY (B)= (Y1 + Y2 + Y3 +Y4 +Y5)							
Y1			1.500	X	1.600	=	2.400
Y2			2.050	X	1.500	=	3.075
Y3			1.000	X	1.240	=	2.046
Y4			0.100	X	0.515	=	0.052
Y5			0.200	X	0.200	=	0.040
TOTAL AREA (B)						=	8.533
COVERAGE AREA FOR UNIT 4 = F.A.R AREA (A)+ (B) NON F.A.R. AREA OF BALCONY							
1	(A) F.A.R. AREA					=	62.294
2	(B) NON F.A.R AREA BALCONY					=	8.533
TOTAL UNIT COVERAGE AREA							70.827

F.A.R. COVERED AREA CALCULATION FOR UNIT- 8							
S.NO.		PARTICULARS					AREA (SQ.M)
COVERED AREA OF UNIT 8							
1			9.850	X	4.425	=	42.701
2			4.335	X	1.800	=	7.803
3			0.200	X	0.515	=	0.103
4			1.500	X	0.200	=	0.300
5			3.450	X	2.175	=	7.504
6			3.050	X	1.450	=	4.423
7			0.100	X	0.800	=	0.080
8			0.200	X	0.200	=	0.040
TOTAL FAR AREA - (A)						=	62.954
SUBTRACTION NON F.A.R AREA							
S1			0.375	X	1.425	=	0.534
TOTAL AREA						=	62.419
NON F.A.R AREA OF BALCONY (B)= (Y1 + Y2 + Y3 +Y4 +Y5)							
Y1			1.500	X	1.600	=	2.400
Y2			2.050	X	1.500	=	3.075
Y3			1.000	X	1.240	=	2.046
Y4			0.100	X	0.515	=	0.052
Y5			0.275	X	0.150	=	0.041
TOTAL AREA (B)						=	8.550
COVERAGE AREA FOR UNIT 8 = F.A.R AREA (A)+ (B) NON F.A.R. AREA OF BALCONY							
1	(A) F.A.R. AREA					=	62.419
2	(B) NON F.A.R AREA BALCONY					=	8.550
TOTAL UNIT COVERAGE AREA							70.969

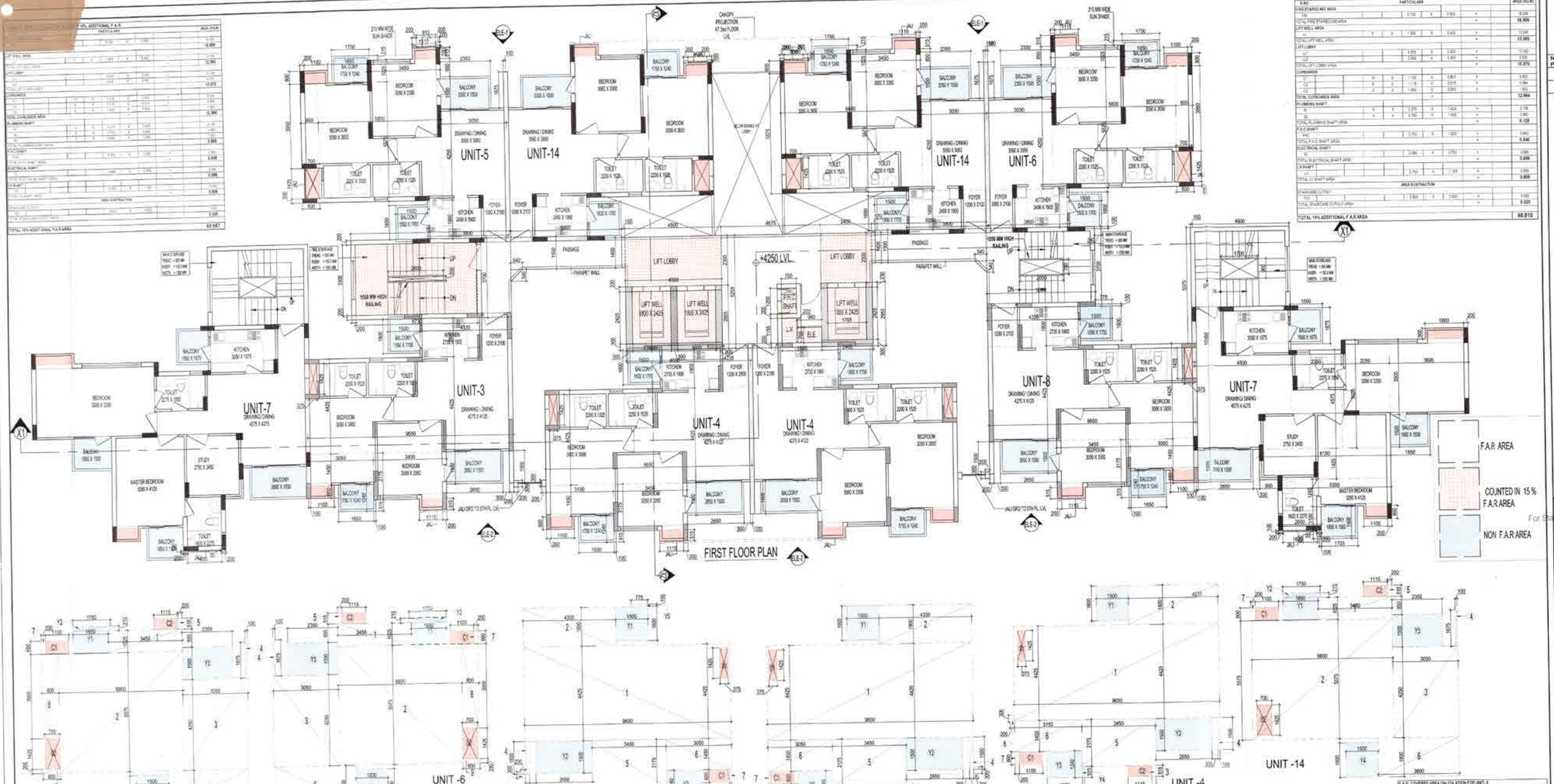

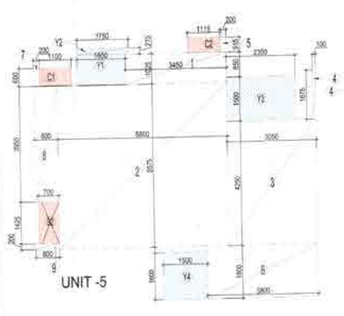

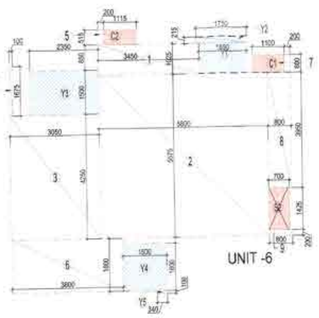

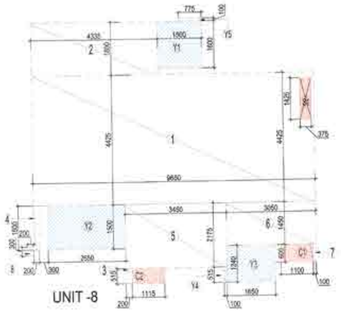

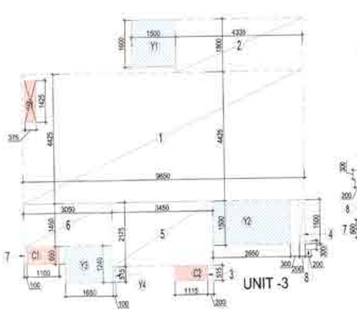

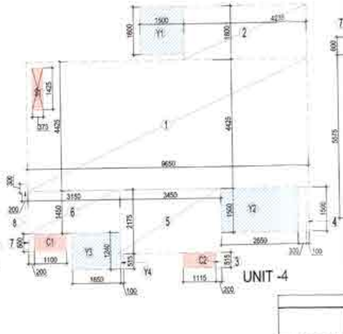

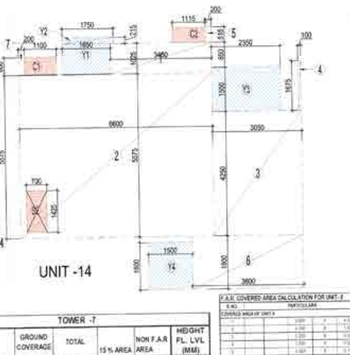

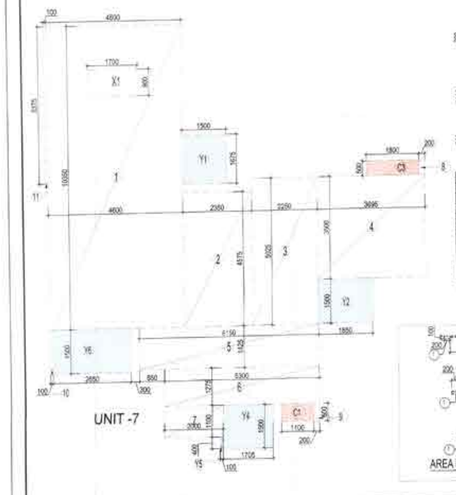

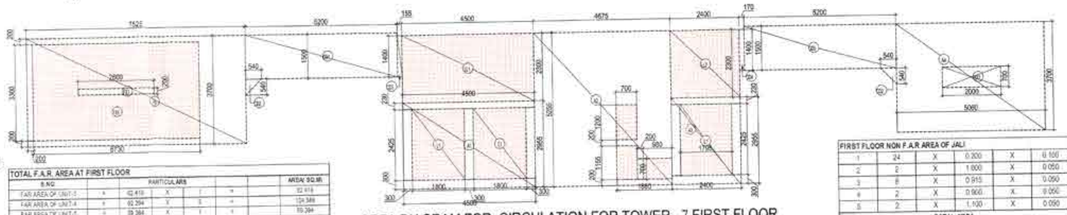

AREA DIAGRAM FOR CIRCULATION FOR TOWER - 7 FIRST FLOOR



AREA DIAGRAM OF JALI

TOTAL F.A.R. AREA AT FIRST FLOOR						
S.NO	PARTICULARS					AREA (SQ.M)
FAR AREA OF UNIT-7	+	62.410	X	1	=	62.410
FAR AREA OF UNIT-4	+	62.294	X	2	=	124.588
FAR AREA OF UNIT-5	+	59.384	X	1	=	59.384
FAR AREA OF UNIT-6	+	59.384	X	2	=	118.768
FAR AREA OF UNIT-3	+	58.939	X	2	=	117.878
FAR AREA OF UNIT-8	+	62.410	X	1	=	62.410
FAR AREA OF UNIT-14	+	59.527	X	2	=	119.054
FAR AREA OF CIRCULATION	+	72.133	X	1	=	72.133
TOTAL F.A.R AREA					=	758.775

FIRST FLOOR NON F.A.R AREA OF JALI								
1	24	X	0.200	X	0.100	=	0.480	
2	2	X	1.000	X	0.080	=	0.160	
3	8	X	0.915	X	0.050	=	0.366	
4	2	X	0.940	X	0.050	=	0.094	
5	2	X	1.100	X	0.050	=	0.110	
TOTAL AREA						=	1.206	

TOWER -7					
	GROUND COVERAGE	TOTAL	15 % AREA	NON F.A.R AREA	HEIGHT FL. LVL (MM)
GROUND FLOOR	952.984	670.884	82.869	80.577	(+) 1200
1st FLOOR		758.775	68.810	91.918	(+) 4250
2nd FLOOR		758.775	65.715	91.881	(+) 7300
3rd FLOOR		560.468	52.990	66.546	(+) 10350
4th FLOOR		560.468	52.995	66.606	(+) 13400
5th FLOOR		560.468	52.995	66.606	(+) 16450
6th FLOOR		560.468	52.995	66.606	(+) 19500
7th FLOOR		560.468	52.995	66.606	(+)22550
8th FLOOR		560.468	52.995	66.606	(+) 25600
9th FLOOR		560.468	52.995	66.606	(+) 28650
10th FLOOR		560.468	52.995	66.606	(+) 31700
11th FLOOR		560.468	52.995	66.606	(+) 34750
12th FLOOR		560.468	52.995	66.606	(+) 37800
13th A FLOOR		560.468	52.995	66.606	(+) 40850
14th FLOOR		560.468	52.995	66.606	(+) 44500
15th FLOOR		560.468	52.995	66.606	(+) 47550
16th FLOOR		560.468	52.995	66.606	(+) 50600
17th FLOOR		560.468	52.995	66.606	(+) 53650
18th FLOOR		560.468	52.995	66.606	(+) 56700
19th FLOOR		560.468	52.995	66.606	(+) 59750
20th FLOOR		560.468	52.995	66.606	(+) 62800
21ST FLOOR		560.468	52.995	66.606	(+) 65850
22ND FLOOR		560.468	52.995	66.606	(+) 68900
23RD FLOOR		358.091	41.652	17.452	(+) 71950
TERRACE				31.472	(+) 75000
MUMTY		0.000	77.863		(+) 78050
MACHINE ROOM & O.H.TANK		0.000	97.363		(+) 81150
HELIPAD		94.985			(+) 83400
TOTAL	952.984	13848.745	1455.977	1664.608	

F.A.R. COVERED AREA CALCULATION FOR UNIT- 5						
S.NO	PARTICULARS					AREA (SQ.M)
COVERED AREA OF UNIT 5						
1		1.500	X	1.400	=	2.100
2		2.250	X	3.500	=	7.875
3		2.250	X	3.500	=	7.875
4		1.500	X	1.400	=	2.100
5		4.250	X	2.275	=	9.669
6		1.750	X	2.250	=	3.938
7		1.250	X	2.250	=	2.813
8		1.250	X	2.250	=	2.813
9		1.500	X	1.400	=	2.100
TOTAL FAR AREA (A)					=	52.934
SUBTRACTION NON F.A.R AREA						
1		0.230	X	1.000	=	0.230
TOTAL AREA					=	52.704
NON F.A.R AREA OF BALCONY (B)= (1+2+3+4+5+6+7)						
1		1.500	X	1.400	=	2.100
2		2.250	X	1.400	=	3.150
3		2.250	X	1.400	=	3.150
4		1.500	X	1.400	=	2.100
5		4.250	X	1.400	=	5.950
6		1.750	X	1.400	=	2.450
7		1.250	X	1.400	=	1.750
TOTAL AREA (B)					=	18.650
COVERAGE AREA FOR UNIT 5 = F.A.R. AREA (A)+(B) NON F.A.R. AREA OF BALCONY						
1	(A) F.A.R. AREA				=	52.704
2	(B) NON FAR AREA BALCONY				=	18.650
TOTAL UNIT COVERAGE AREA					=	71.354

F.A.R. COVERED AREA CALCULATION FOR UNIT- 4						
S.NO	PARTICULARS					AREA (SQ.M)
COVERED AREA OF UNIT 4						
1		1.500	X	1.400	=	2.100
2		2.175	X	1.400	=	3.045
3		2.175	X	1.400	=	3.045
4		1.500	X	1.400	=	2.100
5		4.250	X	2.275	=	9.669
6		1.750	X	2.250	=	3.938
7		1.250	X	2.250	=	2.813
8		1.250	X	2.250	=	2.813
9		1.500	X	1.400	=	2.100
TOTAL FAR AREA (A)					=	29.644
SUBTRACTION NON F.A.R AREA						
1		0.230	X	1.000	=	0.230
TOTAL AREA					=	29.414
NON F.A.R AREA OF BALCONY (B)= (1+2+3+4+5+6+7)						
1		1.500	X	1.400	=	2.100
2		2.175	X	1.400	=	3.045
3		2.175	X	1.400	=	3.045
4		1.500	X	1.400	=	2.100
5		4.250	X	1.400	=	5.950
6		1.750	X	1.400	=	2.450
7		1.250	X	1.400	=	1.750
TOTAL AREA (B)					=	20.440
COVERAGE AREA FOR UNIT 4 = F.A.R. AREA (A)+(B) NON F.A.R. AREA OF BALCONY						
1	(A) F.A.R. AREA				=	29.414
2	(B) NON FAR AREA BALCONY				=	20.440
TOTAL UNIT COVERAGE AREA					=	49.854

F.A.R. COVERED AREA CALCULATION FOR UNIT- 3						
S.NO	PARTICULARS					AREA (SQ.M)
COVERED AREA OF UNIT 3						
1		1.500	X	1.400	=	2.100
2		2.175	X	1.400	=	3.045
3		2.175	X	1.400	=	3.045
4		1.500	X	1.400	=	2.100
5		4.250	X	2.275	=	9.669
6		1.750	X	2.250	=	3.938
7		1.250	X	2.250	=	2.813
8		1.250	X	2.250	=	2.813
9		1.500	X	1.400	=	2.100
TOTAL FAR AREA (A)					=	29.644
SUBTRACTION NON F.A.R AREA						
1		0.230	X	1.000	=	0.230
TOTAL AREA					=	29.414
NON F.A.R AREA OF BALCONY (B)= (1+2+3+4+5+6+7)						
1		1.500	X	1.400	=	2.100
2		2.250	X	1.400	=	3.150
3		2.250	X	1.400	=	3.150
4		1.500	X	1.400	=	2.100
5		4.250	X	1.400	=	5.950
6		1.750	X	1.400	=	2.450
7		1.250	X	1.400	=	1.750
TOTAL AREA (B)					=	18.650
COVERAGE AREA FOR UNIT 3 = F.A.R. AREA (A)+(B) NON F.A.R. AREA OF BALCONY						
1	(A) F.A.R. AREA				=	29.414
2	(B) NON FAR AREA BALCONY				=	18.650
TOTAL UNIT COVERAGE AREA					=	48.064

F.A.R. COVERED AREA CALCULATION FOR UNIT- 14						
S.NO	PARTICULARS					AREA (SQ.M)
COVERED AREA OF UNIT 14						
1		1.500	X	1.400	=	2.100
2		2.250	X	3.500	=	7.875
3		2.250	X	3.500	=	7.875
4		1.500	X	1.400	=	2.100
5		4.250	X	2.275	=	9.669
6		1.750	X	2.250	=	3.938
7		1.250	X	2.250	=	2.813
8		1.250	X	2.250	=	2.813
9		1.500	X	1.400	=	2.100
TOTAL FAR AREA (A)					=	59.527
SUBTRACTION NON F.A.R AREA						
1		0.230	X	1.000	=	0.230
TOTAL AREA					=	59.297
NON F.A.R AREA OF BALCONY (B)= (1+2+3+4+5+6+7)						
1		1.500	X	1.400	=	2.100
2		2.250	X	1.400	=	3.150
3		2.250	X	1.400	=	3.150
4		1.500	X	1.400	=	2.100
5		4.250	X	1.400	=	5.950
6		1.750	X	1.400	=	2.450
7		1.250	X	1.400	=	1.750
TOTAL AREA (B)					=	18.650
COVERAGE AREA FOR UNIT 14 = F.A.R. AREA (A)+(B) NON F.A.R. AREA OF BALCONY						
1	(A) F.A.R. AREA				=	59.297
2	(B) NON FAR AREA BALCONY				=	18.650
TOTAL UNIT COVERAGE AREA					=	77.947

F.A.R. COVERED AREA CALCULATION FOR UNIT- 7						
S.NO	PARTICULARS					AREA (SQ.M)
COVERED AREA OF UNIT 7						
1		1.500	X	1.400	=	2.100
2		2.250	X	3.500	=	7.875
3		2.250	X	3.500	=	7.875
4		1.500	X	1.400	=	2.100
5		4.250	X	2.275	=	9.669
6		1.750	X	2.250	=	3.938
7		1.250	X	2.250	=	2.813
8		1.250	X	2.250	=	2.813
9		1.500	X	1.400	=	2.100
TOTAL FAR AREA (A)					=	151.229
SUBTRACTION NON F.A.R AREA						
1		0.230	X	1.000	=	0.230
TOTAL AREA					=	151.000
NON F.A.R AREA OF BALCONY (B)= (1+2+3+4+5+6+7)						
1		1.500	X	1.400	=	2.100
2		2.250	X	1.400	=	3.150
3		2.250	X	1.400	=	3.150
4		1.500	X	1.400	=	2.100
5		4.250	X	1.400	=	5.950
6		1.750	X	1.400	=	2.450
7		1.250	X	1.400	=	1.750
TOTAL AREA (B)					=	20.650
COVERAGE AREA FOR UNIT 7 = F.A.R. AREA + (B) NON F.A.R. AREA OF BALCONY						
1	(A) F.A.R. AREA				=	151.229
2	(B) NON FAR AREA BALCONY				=	20.650
TOTAL UNIT COVERAGE AREA					=	171.879

F.A.R. COVERED AREA CALCULATION FOR UNIT- 2						
S.NO	PARTICULARS					AREA (SQ.M)
COVERED AREA OF UNIT 2						
1		3.600	X	4.525	=	16.290
2		4.250	X	3.875	=	16.469
3		1.250	X	1.625	=	2.031
4		1.250	X	1.625	=	2.031
5		1.250	X	1.625	=	2.031
6		4.250	X	2.175	=	9.244
7		1.500	X	1.400	=	2.100
8		0.150	X	1.000	=	0.150
9		0.150	X	1.000	=	0.150
TOTAL FAR AREA (A)					=	52.494
SUBTRACTION NON F.A.R AREA						
1		0.375	X	1.000	=	0.375
TOTAL AREA					=	52.119
NON F.A.R AREA OF BALCONY (B)= (1+2+3+4+5+6+7)						
1		1.500	X	1.400	=	2.100
2		2.250	X	1.400	=	3.150
3		2.250	X	1.400	=	3.150
4		1.500	X	1.400	=	2.100
5		4.250	X	1.400	=	5.950
6		1.750	X	1.400	=	2.450
7		1.250	X	1.400	=	1.750
TOTAL AREA (B)					=	20.650
COVERAGE AREA FOR UNIT 2 = F.A.R. AREA (A)+(B) NON F.A.R. AREA OF BALCONY						
1	(A) F.A.R. AREA				=	52.119
2	(B) ELECTRIC FIRE BALCONY				=	9.550
TOTAL UNIT COVERAGE AREA					=	70.969

F.A.R. COVERED AREA CALCULATION FOR UNIT- 6						
S.NO	PARTICULARS					AREA (SQ.M)
COVERED AREA OF UNIT 6						
1		1.500	X	1.400	=	2.100
2		2.625	X	3.175	=	8.334
3		1.250	X	1.625	=	2.031
4		0.150	X	1.000	=	0.150
5		0.150	X	1.000	=	0.150
6		1.250	X	1.625	=	2.031
7		1.500	X	1.400	=	2.100
8		4.250	X	2.275	=	9.669
9		1.250	X	1.625	=	2.031
TOTAL FAR AREA (A)					=	28.596
NON F.A.R AREA OF BALCONY (B)= (1+2+3+4+5)						
1		1.500	X	1.400	=	2.100
2		1.750	X	1.400	=	2.450
3		1.750	X	1.400	=	2.450
4		1.500	X	1.400	=	2.100
5		4.250	X	1.400	=	5.950
TOTAL (B) (1+2+3+4+5)					=	15.050
COVERAGE AREA FOR UNIT 6 = F.A.R. AREA + (B) NON F.A.R. AREA OF BALCONY						
1	(A) F.A.R. AREA				=	28.596
2	(B) NON FAR AREA BALCONY				=	15.050
TOTAL UNIT COVERAGE AREA					=	43.646

FIRST FLOOR NON F.A.R AREA						
UNIT-3		8.473	X	1.000	=	8.473
UNIT-4		8.533	X	2.000	=	17.066
UNIT-5		7.993	X	1.000	=	7.993
UNIT-6		8.027	X	1.000	=	8.027
UNIT-7		11.982	X	2.000	=	23.730
UNIT-8		8.230	X	1.000	=	8.230
UNIT-14		7.993	X	2.000	=	15.993
JALI		1.206	X	1.000	=	1.206
TOTAL AREA					=	91.018

NORTH POINT

NO. OF PRINTS	DATE	ISSUED TO	REMARKS

BP 3433/SP/2015/3674 Dated 30/6/2015
Valid Upto 5 years
APPROVED
Nitya Hunka, DCM (Plng. & Arch.)
Gen. Manager (Plng. & Arch.)
Asst. Arch.
S.M. (Plng.)

OWNER SIGN — For Starcity Real Estates Pvt. Ltd. — Director/Auth. Signatory

ARCHITECT SIGN

OWNER
M/S STARCITY REAL ESTATES PVT. LTD

SUBMISSION DRAWING

KEYPLAN

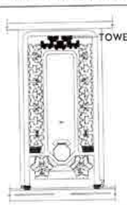

PROJECT

PROPOSED GROUP HOUSING FOR STARCITY REAL ESTATES PVT. LTD. AT PLOT NO: - GH-14A ,SECTOR- 01 GREATER NOIDA,(U.P.)

DATE	PROJECT INCH.	CHECKED BY
06-02-15	BALRAJ SINGH	BALRAJ SINGH
SCALE	DEALT BY	APPROVED BY
1:100	NITYA HUNKA	VISHAL SHARMA

DRAWING TITLE

FIRST FLOOR PLAN

TOWER-7

ARCHITECTS

Confluence

S-25, GK-2 N.D-48 INDIA — architecture
Ph- +91-11-26216006 Ph- +91-11-40564786 — urban design
oca@inconfluence.com www.inconfluence.com — hospitality
Member of IOBC ISO - 9001 : 2008 — interiors

DRAWING NO. S-054

REVISION

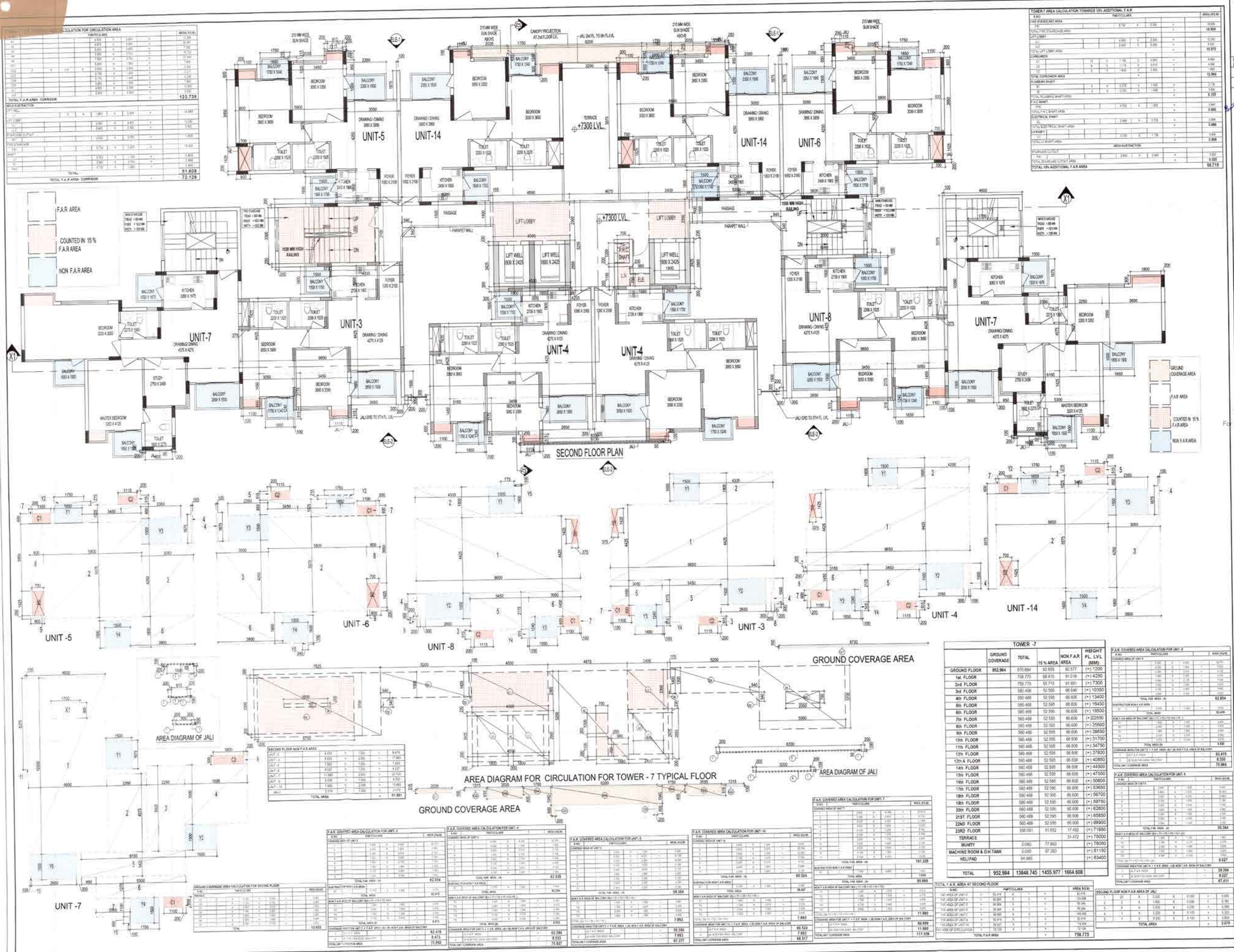

NO. OF PRINTS	DATE	ISSUED TO	REMARKS

NORTH POINT

Greater Noida Industrial Dev. Authority
APPROVED
Plan No. 3670 Dated 30/12/2015
Valid up to Dated 5 Years
D.G.M. (Phg. & Arch.) — Asstt. Arch.
Gen. Manager (Phg. & Arch.) — S.M. (Phg.)

OWNER SIGN — For Starcity Real Estates Pvt. Ltd. — Director/Auth. Signatory

ARCHITECT SIGN

OWNER
M/S STARCITY REAL ESTATES PVT. LTD

SUBMISSION DRAWING

KEYPLAN — TOWER-7

PROJECT
PROPOSED GROUP HOUSING FOR STARCITY REAL ESTATES PVT. LTD. AT PLOT NO: - GH-14A ,SECTOR- 01 GREATER NOIDA,(U.P.)

DATE	PROJECT INCH.	CHECKED BY
06-02-15	BALRAJ SINGH	BALRAJ SINGH
SCALE	DEALT BY	APPROVED BY
1:100	NITYA HUNKA	VISHAL SHARMA

DRAWING TITLE
SECOND FLOOR PLAN

TOWER-7

ARCHITECTS
Confluence
S-29, GK-2 N.D.48,INDIA — Ph. +91-11-29216006 Fax +91-11-46564765 — coe@confluence.com www.confluence.com — member of IGBC ISO - 9001 - 2000
architecture — urban design — hospitality — interiors

DRAWING NO. S-055 — REVISION

TOWER-7	GROUND COVERAGE	TOTAL	15 % AREA	NON F.A.R AREA	HEIGHT FL. LVL (MM)
GROUND FLOOR	952.984	870.884	92.859	90.577	(+) 1200
1st FLOOR		758.775	88.810	91.018	(+) 4250
2nd FLOOR		758.775	55.715	91.691	(+) 7300
3rd FLOOR		560.468	52.595	66.646	(+) 10350
4th FLOOR		560.468	52.595	66.606	(+) 13400
5th FLOOR		560.468	52.595	66.606	(+) 16450
6th FLOOR		560.468	52.595	66.606	(+) 19500
7th FLOOR		560.468	52.595	66.606	(+) 22550
8th FLOOR		560.468	52.595	66.606	(+) 25600
9th FLOOR		560.468	52.595	66.606	(+) 28650
10th FLOOR		560.468	52.595	66.606	(+) 31700
11th FLOOR		560.468	52.595	66.606	(+) 34750
12th FLOOR		560.468	52.595	66.606	(+) 37800
12th A FLOOR		560.468	52.595	66.606	(+) 40850
14th FLOOR		560.468	52.595	66.606	(+) 44500
15th FLOOR		560.468	52.595	66.606	(+) 47550
16th FLOOR		560.468	52.595	66.606	(+) 50600
17th FLOOR		560.468	52.595	66.606	(+) 53650
18th FLOOR		560.468	52.595	66.606	(+) 56700
19th FLOOR		560.468	52.595	66.606	(+) 59750
20th FLOOR		560.468	52.595	66.606	(+) 62800
21ST FLOOR		560.489	52.595	66.606	(+) 65850
22ND FLOOR		560.468	52.595	66.606	(+) 68900
23RD FLOOR		356.091	41.652	17.492	(+) 71950
TERRACE				31.672	(+) 75000
MUMTY		0.000	77.883		(+) 78050
MACHINE ROOM & O.H.TANK		0.000	97.383		(+) 81150
HELIPAD		94.085			(+) 83400
TOTAL	952.984	13648.745	1455.977	1664.608	

TOTAL F.A.R. AREA AT SECOND FLOOR					
S.NO.	PARTICULARS				AREA (SQ.M)
	FAR AREA OF UNIT-5	52.419	X	1	52.419
	FAR AREA OF UNIT-14	52.595	X	1	104.589
	FAR AREA OF UNIT-6	66.606	X	1	66.606
	FAR AREA OF UNIT-3	91.691	X	1	91.691
	FAR AREA OF UNIT-4	91.691	X	2	183.382
	FAR AREA OF UNIT-8	91.691	X	1	91.691
	FAR AREA OF UNIT-7	91.691	X	2	183.382
	FAR AREA OF CIRCULATION	70.869	X	2	141.738
	TOTAL F.A.R AREA			=	758.775

SECOND FLOOR NON F.A.R AREA					
S.NO.	PARTICULARS				AREA (SQ.M)
		6.473	X	1.000	= 6.473
		8.631	X	2.000	= 17.262
		7.993	X	1.000	= 7.993
		8.637	X	1.000	= 8.637
		11.882	X	2.000	= 23.765
		8.000	X	1.000	= 8.000
		7.980	X	2.000	= 15.960
		2.079	X	1.000	= 2.079
	JALI				= 0.000
	TOTAL AREA				= 91.891

GROUND COVERAGE AREA CALCULATION FOR SECOND FLOOR					
S.NO.	PARTICULARS				AREA (SQ.M)
		1.000	X	1.000	= 1.000
		1.000	X	1.000	= 1.000
		1.000	X	1.000	= 1.000

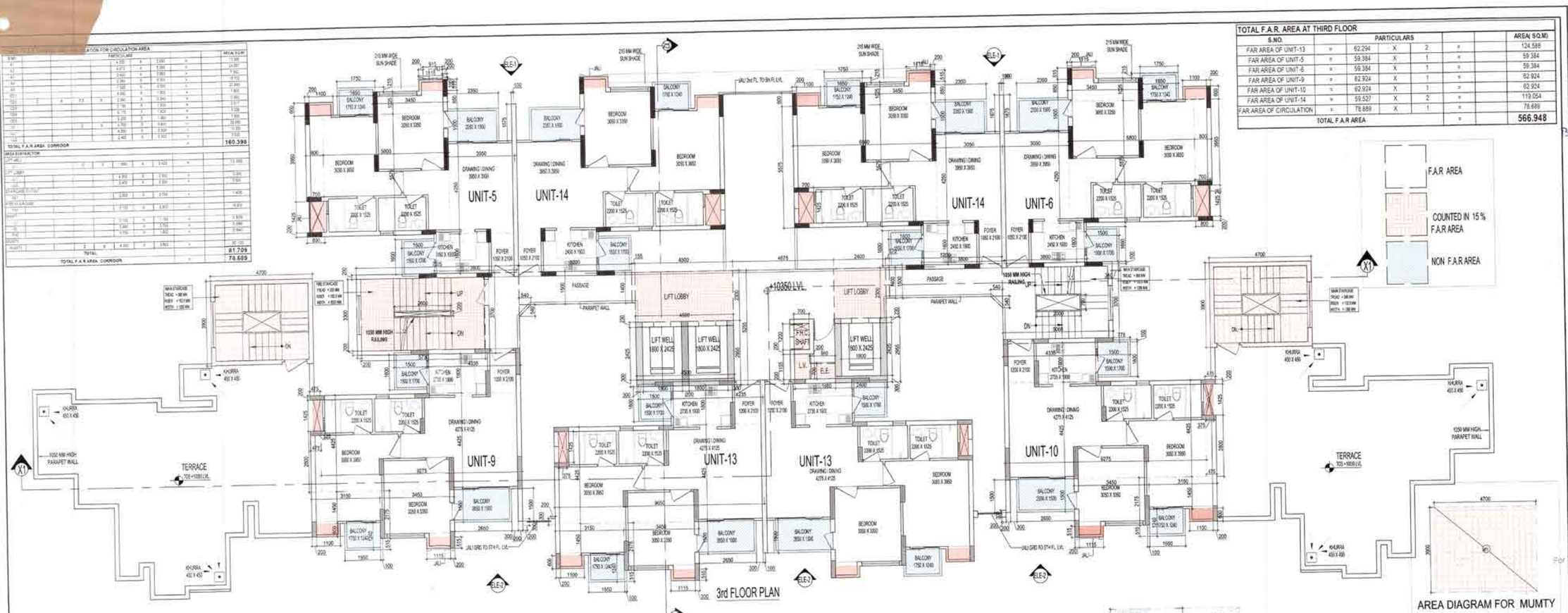

TOTAL F.A.R. AREA AT THIRD FLOOR						
S.NO.	PARTICULARS					AREA(SQ.M)
FAR AREA OF UNIT-13	=	62.294	X	2	=	124.588
FAR AREA OF UNIT-5	=	59.384	X	1	=	59.384
FAR AREA OF UNIT-8	=	59.384	X	1	=	59.384
FAR AREA OF UNIT-9	=	62.924	X	1	=	62.924
FAR AREA OF UNIT-10	=	62.924	X	1	=	62.924
FAR AREA OF UNIT-14	=	59.527	X	2	=	119.054
FAR AREA OF CIRCULATION	=	78.689	X	1	=	78.689
TOTAL F.A.R AREA					=	566.948

NORTH POINT	

NO. OF PRINTS	DATE	ISSUED TO	REMARKS

Greater Noida Industrial Dev. Authority
APPROVED
Vide Letter No. 3670 Dated 30/8/2015
Validity to Extend 5 Years
Manager DCP (Plng. & Arch.) — Asstt. Arch. — Dy. Manager (Plng. & Arch.) — S.M. (Plng.)

OWNER SIGN — For Starcity Real Estates Pvt. Ltd. — Director/Auth. Signatory

ARCHITECT SIGN — VISHAL SHARMA ARCHITECT CA/90-22291 NEW DELHI

OWNER
M/S STARCITY REAL ESTATES PVT. LTD

SUBMISSION DRAWING

KEYPLAN

PROJECT

PROPOSED GROUP HOUSING FOR STARCITY REAL ESTATES PVT. LTD. AT PLOT NO: - GH-14A ,SECTOR- 01 GREATER NOIDA,(U.P.)

DATE	PROJECT INCH.	CHECKED BY
06-02-15	BALRAJ SINGH	BALRAJ SINGH
SCALE	DEALT BY	APPROVED BY
1:100	NITYA HUNKA	VISHAL SHARMA

DRAWING TITLE

THIRD FLOOR PLAN

TOWER-7

ARCHITECTS

Confluence

S-29, GK-2 N.D-48.INDIA — Ph: +91-11-26216068 Ph: +91-11-40564768 — ccp@mconfluence.com www.mconfluence.com — Member of IGBC ISO - 9001 : 2000

architecture — urban design — hospitality — interiors

DRAWING NO. S-056 — REVISION

TOWER-7 AREA CALCULATION TOWARDS 15% ADDITIONAL F.A.R							
S.NO.	PARTICULARS						AREA (SQ.M)
FIRE STAIRCASE AREA							
FS			3.750	X	2.500	=	9.375
TOTAL FIRE STAIRCASE AREA						=	18.969
LIFT LOBBY							
LL1			4.500	X	3.200	=	14.400
LL2			3.400	X	2.500	=	8.500
TOTAL LIFT LOBBY AREA						=	15.670
CUPBOARDS							
CU1	8	X	1.100	X	0.600	=	5.280
CU2	3	X	1.115	X	0.515	=	4.594
TOTAL CUPBOARDS AREA						=	9.874
PLUMBING SHAFT							
S1	4	X	0.375	X	1.425	=	2.138
S2	4	X	0.750	X	1.425	=	4.275
TOTAL PLUMBING SHAFT AREA						=	6.138
F.H.C SHAFT							
FHC			0.700	X	1.200	=	0.840
TOTAL F.H.C SHAFT AREA						=	0.840
ELECTRICAL SHAFT							
EL			0.940	X	0.700	=	0.658
TOTAL ELECTRICAL SHAFT AREA						=	0.658
LV SHAFT							
LV			0.700	X	1.100	=	0.770
TOTAL LV SHAFT AREA						=	0.770
MUMTY							
MT1	2	X	4.700	X	8.850	=	83.190
TOTAL MUMTY AREA						=	83.190
AREA SUBTRACTION							
STAIRCASE CUTOUT							
SC1			2.800	X	0.800	=	2.240
TOTAL STAIRCASE CUTOUT AREA						=	2.240
TOTAL 15% ADDITIONAL F.A.R AREA							89.266

TOWER -7					
	GROUND COVERAGE	TOTAL	15 % AREA	NON F.A.R AREA	HEIGHT FL. LVL (MM)
GROUND FLOOR	952.984	670.884	62.859	60.577	(+) 1200
1st FLOOR		758.775	68.610	91.018	(+) 4250
2nd FLOOR		758.775	55.710	91.891	(+) 7300
3rd FLOOR		560.468	52.595	66.846	(+) 10350
4th FLOOR		560.468	52.595	66.606	(+) 13400
5th FLOOR		560.468	52.595	66.606	(+) 16450
6th FLOOR		560.468	52.595	66.606	(+) 19500
7th FLOOR		560.468	52.595	66.606	(+)22550
8th FLOOR		560.468	52.595	66.606	(+) 25600
9th FLOOR		560.468	52.595	66.606	(+) 28650
10th FLOOR		560.468	52.595	66.606	(+) 31700
11th FLOOR		560.468	52.595	66.606	(+) 34750
12th FLOOR		560.468	52.595	66.606	(+) 37800
12th A FLOOR		560.468	52.595	66.606	(+) 40850
14th FLOOR		560.468	52.595	66.606	(+) 44500
15th FLOOR		560.468	52.595	66.606	(+) 47550
16th FLOOR		560.468	52.595	66.606	(+) 50600
17th FLOOR		560.468	52.595	66.606	(+) 53650
18th FLOOR		560.468	52.595	66.606	(+) 56700
19th FLOOR		560.468	52.595	66.606	(+) 59750
20th FLOOR		560.468	52.595	66.606	(+) 62800
21ST FLOOR		560.468	52.595	66.606	(+) 65850
22ND FLOOR		560.468	52.595	66.606	(+) 68900
23RD FLOOR		358.091	41.652	17.492	(+) 71950
TERRACE				51.472	(+) 75000
MUMTY		0.080	77.663		(+) 78050
MACHINE ROOM & O.H.TANK		0.000	97.383		(+) 81150
HELIPAD		94.585			(+) 83400
TOTAL	952.984	13848.745	1455.977	1664.608	

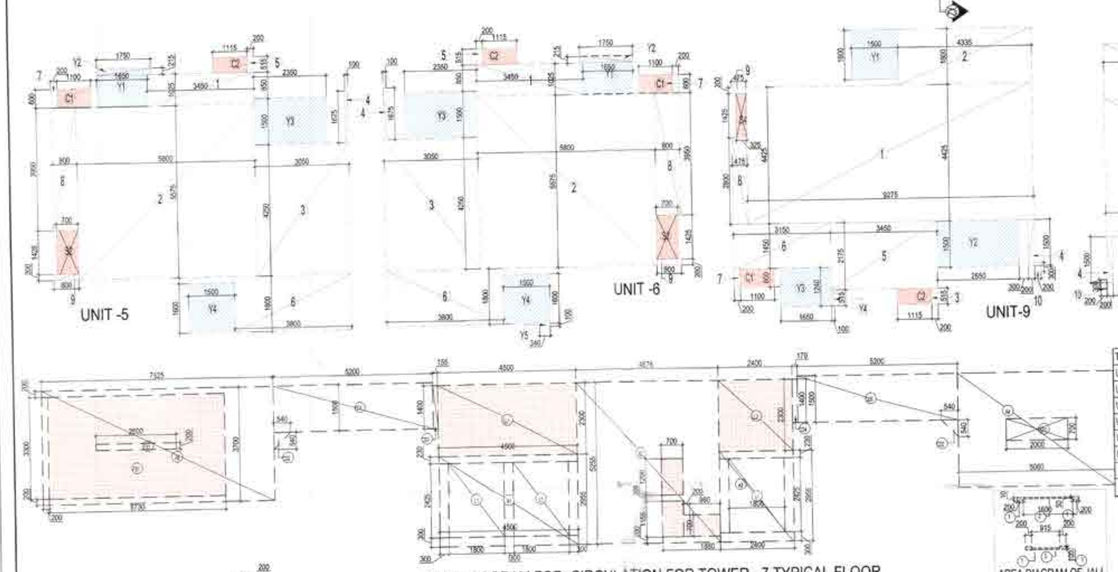

THIRD FLOOR NON F.A.R AREA							
UNIT -13			8.533	X	2.000	=	17.065
UNIT - 5			7.993	X	1.000	=	7.993
UNIT -6			8.027	X	1.000	=	8.027
UNIT - 9			8.473	X	1.000	=	8.473
UNIT - 10			8.550	X	1.000	=	8.550
UNIT - 14			7.993	X	2.000	=	15.985
JALI			0.555	X	1.000	=	0.555
TOTAL AREA						=	66.646

3RD FLOOR NON F.A.R AREA OF JALI							
1	14	X	0.200	X	0.100	=	0.280
2	6	X	0.915	X	0.050	=	0.275
TOTAL AREA						=	0.555

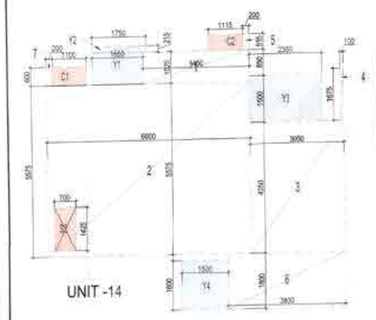

AREA DIAGRAM FOR CIRCULATION FOR TOWER - 7 TYPICAL FLOOR

AREA DIAGRAM OF JALI

F.A.R. COVERED AREA CALCULATION FOR UNIT- 5							
S.NO.	PARTICULARS						AREA(SQ.M)
COVERED AREA OF UNIT 5							
1			3.460	X	1.025	=	3.546
2			5.600	X	5.575	=	31.235
3			3.050	X	4.250	=	12.963
4			3.100	X	1.675	=	5.193
5			0.200	X	0.515	=	0.103
6			3.800	X	1.800	=	6.840
7			0.200	X	0.800	=	0.120
8			0.800	X	3.950	=	3.160
9			0.800	X	0.200	=	0.160
TOTAL FAR AREA - (A)							59.384
NON F.A.R AREA OF BALCONY (B)= (Y1 + Y2 + Y3 + Y4)							
Y1			1.850	X	1.025	=	1.896
Y2			1.750	X	0.275	=	0.375
Y3			2.300	X	1.500	=	3.525
Y4			1.500	X	1.600	=	2.400
TOTAL (B) Y1 + Y2 + Y3 + Y4)						=	7.993
COVERAGE AREA FOR UNIT 5 = F.A.R AREA + (B) NON F.A.R. AREA OF BALCONY							
1	(A) F.A.R. AREA					=	59.384
2	(B) NON FAR AREA BALCONY					=	7.993
TOTAL UNIT COVERAGE AREA							67.377

F.A.R. COVERED AREA CALCULATION FOR UNIT- 8							
S.NO.	PARTICULARS						AREA(SQ.M)
COVERED AREA OF UNIT 8							
1			3.460	X	1.025	=	3.546
2			5.600	X	5.575	=	31.235
3			3.050	X	4.250	=	12.963
4			3.100	X	1.675	=	5.193
5			0.200	X	0.515	=	0.103
6			3.800	X	1.800	=	6.840
7			0.200	X	0.600	=	0.120
8			0.800	X	3.950	=	3.160
9			0.800	X	0.200	=	0.160
TOTAL FAR AREA - (A)							59.384
NON F.A.R AREA OF BALCONY (B)= (Y1 + Y2 + Y3 + Y4 + y5)							
Y1			1.850	X	1.025	=	1.896
Y2			1.750	X	0.275	=	0.375
Y3			2.300	X	1.500	=	3.525
Y4			1.500	X	1.600	=	2.400
Y5			0.340	X	0.100	=	0.034
TOTAL (B) Y1 + Y2 + Y3 + Y4 + y5)						=	8.027
COVERAGE AREA FOR UNIT 8 = F.A.R. AREA + (B) NON F.A.R. AREA OF BALCONY							
1	(A) F.A.R. AREA					=	59.384
2	(B) NON FAR AREA BALCONY					=	8.027
TOTAL UNIT COVERAGE AREA							67.411

F.A.R. COVERED AREA CALCULATION FOR UNIT- 9							
S.NO.	PARTICULARS						AREA(SQ.M)
COVERED AREA OF UNIT 9							
1			9.275	X	4.425	=	41.043
2			4.350	X	1.800	=	7.830
3			0.200	X	0.515	=	0.103
4			0.200	X	1.000	=	0.200
5			3.450	X	2.175	=	7.504
6			3.150	X	1.400	=	4.410
7			0.200	X	0.600	=	0.120
8			0.475	X	2.600	=	1.235
9			0.475	X	0.200	=	0.095
10			0.200	X	0.200	=	0.040
TOTAL FAR AREA - (A)							62.924
NON F.A.R AREA OF BALCONY (B)= (Y1 + Y2 + Y3 + Y4)							
Y1			1.850	X	1.025	=	1.896
Y2			2.860	X	1.600	=	4.576
Y3			1.850	X	0.340	=	0.629
Y4			0.100	X	0.010	=	0.001
TOTAL (B)						=	8.473
COVERAGE AREA FOR UNIT 9 = F.A.R. AREA (A)+ (B) NON F.A.R. AREA OF BALCONY							
1	(A) F.A.R. AREA					=	62.924
2	(B) NON FAR AREA BALCONY					=	8.473
TOTAL UNIT COVERAGE AREA							71.397

F.A.R. COVERED AREA CALCULATION FOR UNIT- 10							
S.NO.	PARTICULARS						AREA (SQ.M)
COVERED AREA OF UNIT 10							
1			9.275	X	4.425	=	41.043
2			4.350	X	1.800	=	7.830
3			0.200	X	0.515	=	0.103
4			0.200	X	1.000	=	0.200
5			3.450	X	2.175	=	7.504
6			3.150	X	1.400	=	4.410
7			0.200	X	0.600	=	0.120
8			0.475	X	2.600	=	1.235
9			0.475	X	0.200	=	0.095
10			0.200	X	0.200	=	0.040
TOTAL FAR AREA - (A)							62.924
NON F.A.R AREA OF BALCONY (B)= (Y1 + Y2 + Y3 +Y4 +Y5)							
Y1			1.850	X	1.025	=	1.896
Y2			2.860	X	1.600	=	4.576
Y3			1.850	X	0.340	=	0.629
Y4			0.100	X	0.010	=	0.001
Y5			0.775	X	0.100	=	0.078
TOTAL AREA (B)						=	8.550
COVERAGE AREA FOR UNIT 10 = F.A.R. AREA (A)+ (B) NON F.A.R. AREA OF BALCONY							
1	(A) F.A.R. AREA					=	62.924
2	(B) NON FAR AREA BALCONY					=	8.550
TOTAL UNIT COVERAGE AREA							71.474

F.A.R. COVERED AREA CALCULATION FOR UNIT- 11							
S.NO.	PARTICULARS						AREA (SQ.M)
COVERED AREA OF UNIT 11							
1			9.600	X	4.425	=	42.501
2			4.350	X	1.800	=	7.830
3			0.200	X	0.515	=	0.103
4			1.000	X	0.100	=	0.100
5			3.450	X	2.175	=	7.504
6			3.150	X	1.425	=	4.488
7			0.200	X	0.600	=	0.120
8			0.200	X	0.515	=	0.103
TOTAL FAR AREA - (A)							62.829
SUBTRACTION NON F.A.R AREA							
S1			0.375	X	1.425	=	0.534
TOTAL AREA							62.294
NON F.A.R AREA OF BALCONY (B)= (Y1 + Y2 + Y3 +Y4)							
Y1			1.850	X	1.025	=	1.896
Y2			2.860	X	1.600	=	4.576
Y3			1.850	X	1.250	=	2.313
Y4			1.500	X	0.515	=	0.773
TOTAL AREA (B)						=	8.473
COVERAGE AREA FOR UNIT 11 = F.A.R. AREA (A)+ (B) NON F.A.R. AREA OF BALCONY							
1	(A) F.A.R. AREA					=	62.294
2	(B) NON FAR AREA BALCONY					=	8.473
TOTAL UNIT COVERAGE AREA							70.767

F.A.R. COVERED AREA CALCULATION FOR UNIT- 14							
S.NO.	PARTICULARS						AREA (SQ.M)
COVERED AREA OF UNIT 14							
1			3.460	X	1.025	=	3.546
2			6.600	X	5.575	=	36.795
3			3.050	X	4.250	=	12.963
4			0.100	X	1.675	=	0.168
5			0.300	X	0.515	=	0.103
6			3.800	X	1.800	=	6.840
7			0.200	X	0.600	=	0.120
TOTAL FAR AREA - (A)							60.524
SUBTRACTION NON F.A.R AREA							
S1			0.750	X	1.425	=	0.998
TOTAL AREA							59.527
NON F.A.R AREA OF BALCONY (B)= (Y1 + Y2 + Y3 + Y4)							
Y1			1.850	X	1.025	=	1.896
Y2			1.750	X	0.215	=	0.376
Y3			2.350	X	1.500	=	3.525
Y4			1.500	X	1.600	=	2.400
TOTAL (B) Y1 + Y2 + Y3 + Y4)						=	7.993
COVERAGE AREA FOR UNIT 14 = F.A.R. AREA + (B) NON F.A.R. AREA OF BALCONY							
1	(A) F.A.R. AREA					=	60.524
2	(B) NON FAR AREA BALCONY					=	7.993
TOTAL UNIT COVERAGE AREA							68.517

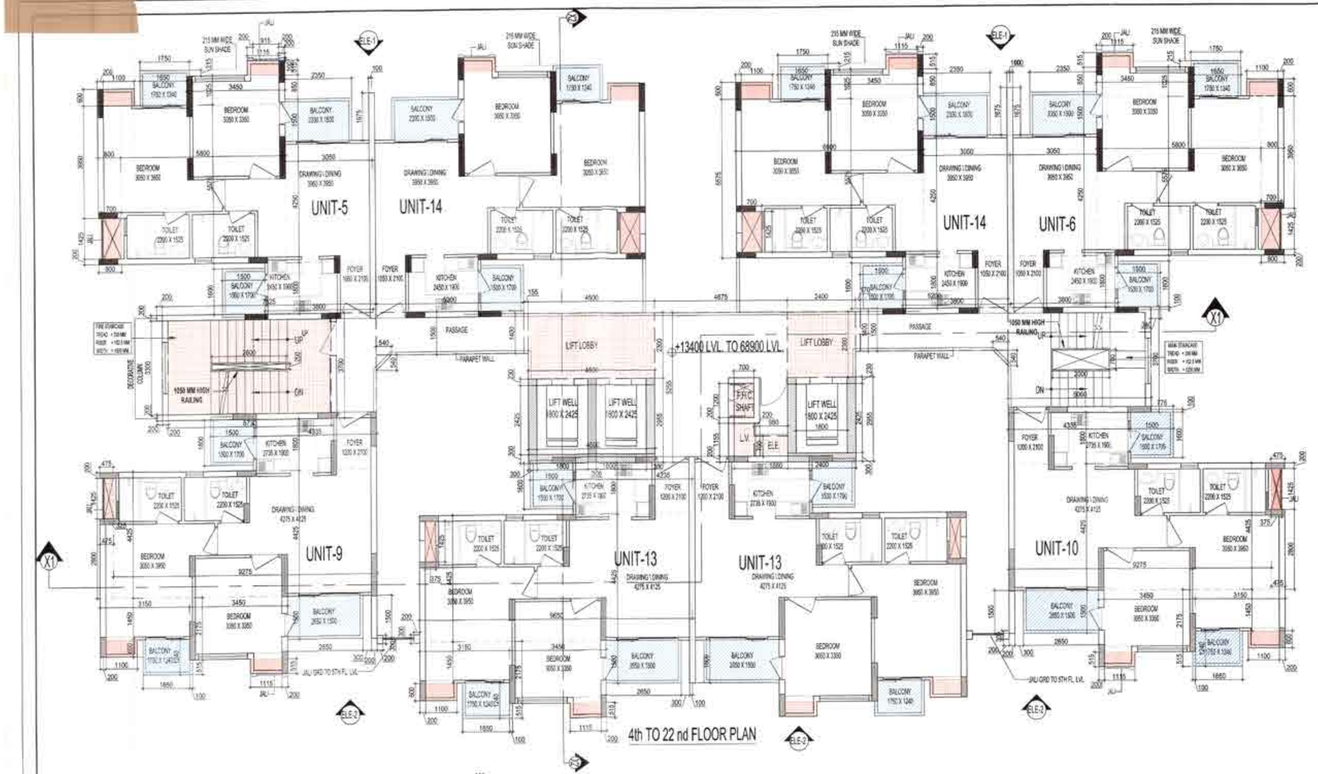

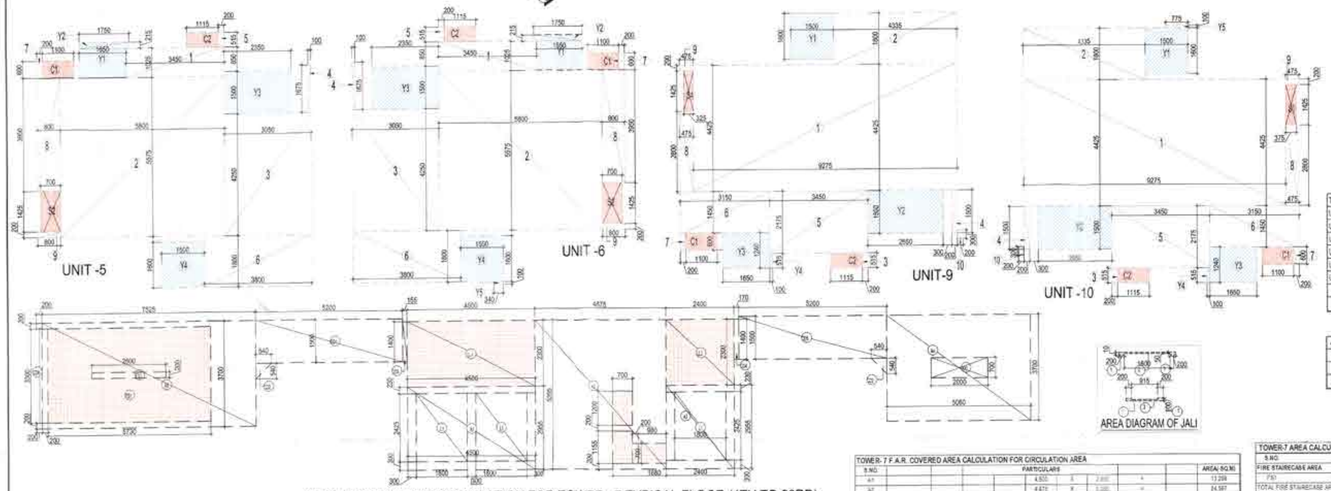

AREA DIAGRAM FOR CIRCULATION FOR TOWER - 7 TYPICAL FLOOR (4TH TO 23RD)

AREA DIAGRAM OF JALI

F.A.R AREA

COUNTED IN 15 % F.A.R AREA

NON F.A.R AREA

TOTAL F.A.R. AREA AT TYPICAL FLOOR (4TH TO 22ND)						
S.NO.	PARTICULARS					AREA(SQ.M)
FAR AREA OF UNIT-13	=	62.294	X	2	=	124.588
FAR AREA OF UNIT-5	=	59.384	X	1	=	59.384
FAR AREA OF UNIT-6	=	59.384	X	1	=	59.384
FAR AREA OF UNIT-9	=	62.924	X	1	=	62.924
FAR AREA OF UNIT-10	=	62.924	X	1	=	62.924
FAR AREA OF UNIT-14	=	59.527	X	2	=	119.054
FAR AREA OF CIRCULATION	=	72.209	X	1	=	72.209
TOTAL F.A.R AREA					=	560.468

F.A.R. COVERED AREA CALCULATION FOR UNIT- 9						
S.NO.	PARTICULARS					AREA (SQ.M)
COVERED AREA OF UNIT 9						
1		8.275	X	4.425	=	41.042
2		4.330	X	1.800	=	7.793
3		0.200	X	0.514	=	0.103
4		0.200	X	1.500	=	0.300
5		3.450	X	2.175	=	7.504
6		3.150	X	1.450	=	4.568
7		0.200	X	0.600	=	0.120
8		0.475	X	2.800	=	1.330
9		0.475	X	0.200	=	0.095
10		0.200	X	0.300	=	0.060
TOTAL FAR AREA - (A)						62.924
NON F.A.R AREA OF BALCONY (B)= (Y1 + Y2 + Y3 +Y4)						
Y1		1.500	X	1.600	=	2.400
Y2		2.695	X	1.500	=	3.975
Y3		1.000	X	1.240	=	2.040
Y4		0.150	X	0.510	=	0.076
TOTAL AREA (B)						8.473
COVERAGE AREA FOR UNIT 9 = F.A.R AREA (A)+ (B) NON F.A.R. AREA OF BALCONY						
1	(A) F.A.R. AREA				=	62.924
2	(B) NON FAR AREA BALCONY				=	8.473
TOTAL UNIT COVERAGE AREA						71.397

F.A.R. COVERED AREA CALCULATION FOR UNIT- 10						
S.NO.	PARTICULARS					AREA (SQ.M)
COVERED AREA OF UNIT 10						
1		8.275	X	4.425	=	41.042
2		4.330	X	1.800	=	7.793
3		0.200	X	0.514	=	0.103
4		0.200	X	1.500	=	0.300
5		3.450	X	2.175	=	7.504
6		3.150	X	1.450	=	4.568
7		0.200	X	0.600	=	0.120
8		0.475	X	2.800	=	1.330
9		0.475	X	0.200	=	0.095
10		0.200	X	0.300	=	0.060
TOTAL FAR AREA - (A)						62.924
NON F.A.R AREA OF BALCONY (B)= (Y1 + Y2 + Y3 +Y4 +Y5)						
Y1		1.500	X	1.600	=	2.400
Y2		2.695	X	1.500	=	3.975
Y3		1.652	X	1.240	=	2.048
Y4		0.150	X	0.510	=	0.076
Y5		0.775	X	0.100	=	0.078
TOTAL AREA (B)						8.550
COVERAGE AREA FOR UNIT 10 = F.A.R. AREA (A)+ (B) NON F.A.R. AREA OF BALCONY						
1	(A) F.A.R. AREA				=	62.924
2	(B) NON FAR AREA BALCONY				=	8.550
TOTAL UNIT COVERAGE AREA						71.474

F.A.R. COVERED AREA CALCULATION FOR UNIT- 14						
S.NO.	PARTICULARS					AREA (SQ.M)
COVERED AREA OF UNIT 14						
1		3.450	X	1.025	=	3.536
2		8.600	X	3.575	=	30.745
3		3.050	X	4.250	=	12.963
4		0.100	X	1.675	=	0.168
5		0.200	X	0.515	=	0.103
6		3.600	X	1.800	=	6.840
7		0.200	X	0.600	=	0.120
8		0.200	X	0.300	=	0.060
TOTAL FAR AREA - (A)						60.524
SUBTRACTION NON F.A.R AREA						
S1		0.700	X	1.425	=	0.998
TOTAL AREA -						59.527
NON F.A.R AREA OF BALCONY (B)= (Y1 + Y2 + Y3 + Y4)						
Y1		1.600	X	1.000	=	1.691
Y2		1.750	X	0.215	=	0.376
Y3		2.050	X	1.000	=	3.025
Y4		1.500	X	1.600	=	2.400
TOTAL (B) Y1 + Y2 + Y3 + Y4)					=	7.993
COVERAGE AREA FOR UNIT 14 = F.A.R. AREA + (B) NON F.A.R. AREA OF BALCONY						
1	(A) F.A.R. AREA				=	60.524
2	(B) NON FAR AREA BALCONY				=	7.993
TOTAL UNIT COVERAGE AREA						68.517

F.A.R. COVERED AREA CALCULATION FOR UNIT- 5						
S.NO.	PARTICULARS					AREA (SQ.M)
COVERED AREA OF UNIT 5						
1		3.450	X	1.025	=	3.536
2		5.600	X	3.575	=	20.020
3		3.050	X	4.250	=	12.963
4		0.100	X	1.675	=	0.168
5		0.200	X	0.515	=	0.103
6		3.600	X	1.800	=	6.840
7		0.200	X	0.600	=	0.120
8		0.200	X	0.300	=	0.060
TOTAL FAR AREA - (A)						59.384
NON F.A.R AREA OF BALCONY (B)= (Y1 + Y2 + Y3 + Y4)						
Y1		1.050	X	1.600	=	1.680
Y2		1.750	X	0.215	=	0.376
Y3		2.050	X	1.100	=	2.525
Y4		1.500	X	1.600	=	2.400
TOTAL (B) Y1 + Y2 + Y3 + Y4)					=	7.993
COVERAGE AREA FOR UNIT 5 = F.A.R. AREA + (B) NON F.A.R. AREA OF BALCONY						
1	(A) F.A.R. AREA				=	59.384
2	(B) NON FAR AREA BALCONY				=	7.993
TOTAL UNIT COVERAGE AREA						67.377

F.A.R. COVERED AREA CALCULATION FOR UNIT- 6						
S.NO.	PARTICULARS					AREA (SQ.M)
COVERED AREA OF UNIT 6						
1		3.450	X	1.025	=	3.536
2		5.600	X	3.575	=	20.020
3		3.050	X	4.250	=	12.963
4		0.100	X	1.675	=	0.168
5		0.200	X	0.515	=	0.103
6		3.600	X	1.800	=	6.840
7		0.200	X	0.600	=	0.120
8		0.200	X	0.300	=	0.060
TOTAL FAR AREA - (A)						59.384
NON F.A.R AREA OF BALCONY (B)= (Y1 + Y2 + Y3 + Y4 + y5)						
Y1		1.050	X	1.600	=	1.680
Y2		1.750	X	0.215	=	0.376
Y3		2.050	X	1.100	=	2.525
Y4		1.500	X	1.600	=	2.400
Y5		0.340	X	0.100	=	0.034
TOTAL (B) Y1 + Y2 + Y3 + Y4 + y5)					=	8.027
COVERAGE AREA FOR UNIT 6 = F.A.R. AREA + (B) NON F.A.R. AREA OF BALCONY						
1	(A) F.A.R. AREA				=	59.384
2	(B) NON FAR AREA BALCONY				=	8.027
TOTAL UNIT COVERAGE AREA						67.411

F.A.R. COVERED AREA CALCULATION FOR UNIT- 13						
S.NO.	PARTICULARS					AREA (SQ.M)
COVERED AREA OF UNIT 13						
1		9.850	X	4.425	=	43.751
2		4.275	X	1.800	=	7.823
3		0.200	X	0.515	=	0.103
4		1.500	X	0.100	=	0.150
5		3.450	X	2.175	=	7.504
6		3.150	X	1.450	=	4.568
7		0.200	X	0.600	=	0.120
8		0.200	X	0.300	=	0.060
TOTAL FAR AREA - (A)						62.829
SUBTRACTION NON F.A.R AREA						
S1		0.575	X	1.425	=	0.534
TOTAL AREA						62.294
NON F.A.R AREA OF BALCONY (B)= (Y1 + Y2 + Y3 +Y4)						
Y1		1.600	X	1.000	=	2.400
Y2		2.650	X	1.100	=	2.973
Y3		1.650	X	1.240	=	2.046
Y4		0.150	X	0.510	=	0.053
TOTAL AREA (B)					=	8.473
COVERAGE AREA FOR UNIT 13 = F.A.R. AREA (A)+ (B) NON F.A.R. AREA OF BALCONY						
1	(A) F.A.R. AREA				=	62.294
2	(B) NON FAR AREA BALCONY				=	8.473
TOTAL UNIT COVERAGE AREA						70.767

TYPICAL FLOOR (4TH TO 22ND) NON F.A.R AREA						
UNIT - 13		8.533	X	2.000	=	17.065
UNIT - 5		7.993	X	1.000	=	7.993
UNIT -6		8.027	X	1.000	=	8.027
UNIT - 9		8.473	X	1.000	=	8.473
UNIT - 10		8.550	X	1.000	=	8.550
UNIT - 14		7.993	X	2.000	=	15.985
JALI		0.515	X	1.000	=	0.515
TOTAL AREA					=	66.606

4TH TO 22ND FLOOR NON F.A.R AREA OF JALI							
1	12	X	0.200	X	0.100	=	0.240
2	8	X	0.915	X	0.650	=	0.275
TOTAL AREA						=	0.515

TOWER- 7 F.A.R. COVERED AREA CALCULATION FOR CIRCULATION AREA									
S.NO.	PARTICULARS								AREA(SQ.M)
A1					4.800	X	2.800	=	13.284
A2					4.875	X	3.200	=	24.587
A3					2.400	X	1.900	=	7.592
A4					0.800	X	3.700	=	19.721
A5					7.525	X	3.700	=	27.843
CD1					5.300	X	1.000	=	7.950
CD2	2	x	0.8	X	0.940	X	0.540	=	0.292
CD3					3.100	X	1.400	=	0.217
CD4					2.100	X	1.400	=	0.294
CD5					5.200	X	1.500	=	7.800
CD6			2	X	3.300	X	0.200	=	0.660
LL1					4.500	X	2.300	=	10.350
LL2					2.425	X	2.300	=	5.578
TOTAL F.A.R AREA CORRIDOR								=	123.818
AREA SUBTRACTION									
LIFT WELL									
LW			3	X	1.800	X	2.425	=	13.095
LIFT LOBBY									
LL1					4.300	X	2.300	=	10.350
LL2					2.425	X	2.300	=	5.578
STAIRCASE CUTOUT									
XR1					2.000	X	0.700	=	1.400
FIRE STAIRCASE									
FS1					5.700	X	2.300	=	13.110
SHAFT									
LV					0.700	X	1.175	=	0.823
SL					0.965	X	0.700	=	0.676
PHC					0.700	X	1.200	=	0.840
TOTAL									51.609
TOTAL F.A.R AREA CORRIDOR								=	72.209

TOWER-7 AREA CALCULATION TOWARDS 15% ADDITIONAL F.A.R						
S.NO.	PARTICULARS					AREA (SQ.M)
FIRE STAIRCASE AREA						
FS1		5.700	X	3.100	=	18.300
TOTAL FIRE STAIRCASE AREA					=	18.909
LIFT LOBBY						
LL1		4.300	X	2.300	=	10.350
LL2		2.425	X	2.300	=	5.578
TOTAL LIFT LOBBY AREA					=	15.875
CUPBOARDS						
C1	9	X	1.100	X	0.600	=	6.240
C2	3	X	1.115	X	0.515	=	4.594
TOTAL CUPBOARDS AREA					=	9.874
PLUMBING SHAFT						
SI	8	X	0.875	X	1.425	=	9.120
S2	4	X	0.700	X	1.425	=	3.990
TOTAL PLUMBING SHAFT AREA					=	8.128
F.H.C SHAFT						
FHC		0.700	X	1.200	=	0.840
TOTAL F.H.C SHAFT AREA					=	0.840
ELECTRICAL SHAFT						
EL		0.965	X	0.700	=	0.676
TOTAL ELECTRICAL SHAFT AREA					=	0.676
LV SHAFT						
LV		0.700	X	1.175	=	0.823
TOTAL LV SHAFT AREA					=	0.823
AREA SUBTRACTION						
STAIRCASE CUTOUT						
FXR1		2.000	X	0.200	=	0.520
TOTAL STAIRCASE CUTOUT AREA					=	0.520
TOTAL 15% ADDITIONAL F.A.R AREA						52.595

TOWER -7					
	GROUND COVERAGE	TOTAL	15 % AREA	NON F.A.R AREA	HEIGHT FL. LVL (MM)
GROUND FLOOR	952.984	670.684	62.859	80.577	(+) 1200
1st FLOOR		758.775	68.810	91.016	(+) 4250
2nd FLOOR		758.775	55.715	91.891	(+) 7300
3rd FLOOR		560.468	52.595	66.606	(+) 10350
4th FLOOR		560.468	52.595	66.606	(+) 13400
5th FLOOR		560.468	52.595	66.606	(+) 16450
6th FLOOR		560.468	52.595	66.606	(+) 19500
7th FLOOR		560.468	52.595	66.606	(+)22550
8th FLOOR		560.468	52.595	66.606	(+) 25600
9th FLOOR		560.468	52.595	66.606	(+) 28650
10th FLOOR		560.468	52.595	66.606	(+) 31700
11th FLOOR		560.468	52.595	66.606	(+) 34750
12th FLOOR		560.468	52.595	66.606	(+) 37800
12th A FLOOR		560.468	52.595	66.606	(+) 40850
14th FLOOR		560.468	52.595	66.606	(+) 44500
15th FLOOR		560.468	52.595	66.606	(+) 47550
16th FLOOR		560.468	52.595	66.606	(+) 50600
17th FLOOR		560.468	52.595	66.606	(+) 53650
18th FLOOR		560.468	52.595	66.606	(+) 56700
19th FLOOR		560.468	52.595	66.606	(+) 59750
20th FLOOR		560.468	52.595	66.606	(+) 62800
21ST FLOOR		560.468	52.595	66.606	(+) 65850
22ND FLOOR		560.468	52.595	66.606	(+) 68900
23RD FLOOR		356.091	41.652	17.492	(+) 71950
TERRACE				51.472	(+) 75000
MUMTY		0.080	77.663		(+) 78050
MACHINE ROOM & O.H.TANK		0.000	97.383		(+) 81150
HELIPAD		94.985			(+) 83400
TOTAL	952.984	13848.745	1455.977	1664.638	

NORTH POINT

NO. OF PRINTS	DATE	ISSUED TO	REMARKS

Greater Noida Industrial Dev. Authority
APPROVED
Vide L.P. No. 3670 Dated 30/6/2015
Valid up to Dated 5 Years
B.O.M.
(Ping. S.Arch.)
Asst. Arch.

OWNER SIGN

For Starcity Real Estates Pvt. Ltd.
Director/Auth. Signatory

ARCHITECT SIGN

OWNER

M/S STARCITY REAL ESTATES PVT. LTD

SUBMISSION DRAWING

KEYPLAN

PROJECT

PROPOSED GROUP HOUSING FOR STARCITY REAL ESTATES PVT. LTD. AT PLOT NO:- GH-14A ,SECTOR- 01 GREATER NOIDA,(U.P.)

DATE	PROJECT INCH.	CHECKED BY
06-02-15	BALRAJ SINGH	BALRAJ SINGH
SCALE	DEALT BY	APPROVED BY
1:100	NITYA HUNKA	VISHAL SHARMA

DRAWING TITLE

TYPICAL FLOOR PLAN (4TH TO 22ND)

TOWER-7

ARCHITECTS

Confluence

S-28, GK-2 N.D-48,INDIA architecture
Ph: +91-11-29210006 Ph: +91-11-40054768 urban design
cos@inconfluence.com www.inconfluence.com hospitality
Member of IGBC ISO - 9001 : 2000 interiors

DRAWING NO.

S-057

REVISION

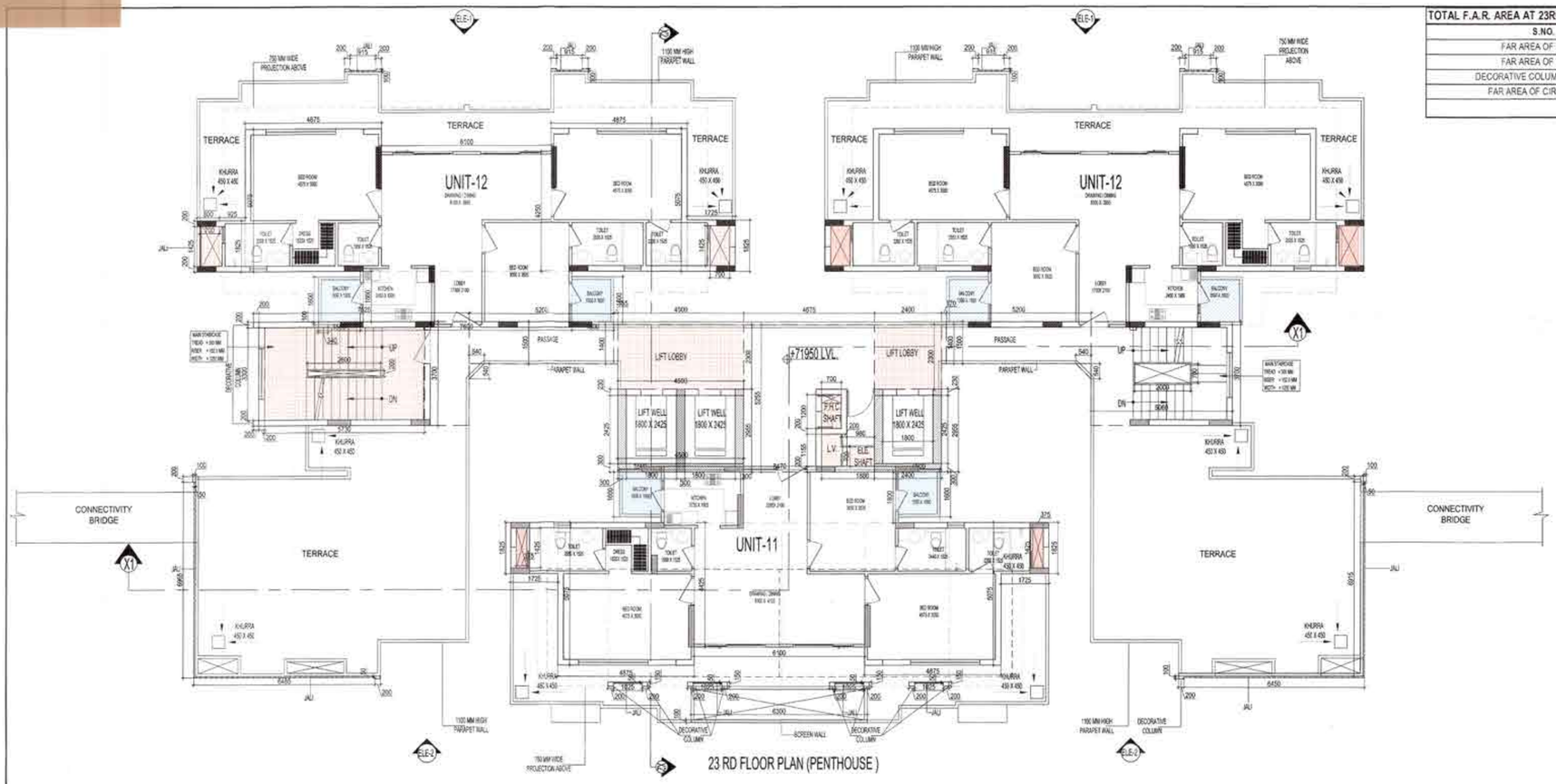

23 RD FLOOR PLAN (PENTHOUSE)

TOTAL F.A.R. AREA AT 23RD FLOOR								
S.NO.		PARTICULARS						AREA(SQ.M)
FAR AREA OF UNIT-11	=	96.947	X	1	=			96.947
FAR AREA OF UNIT-12	=	93.245	X	2	=			186.490
DECORATIVE COLUMN & JALI AREA	=	0.445	X	1	=			0.445
FAR AREA OF CIRCULATION	=	72.209	X	1	=			72.209
TOTAL F.A.R AREA					=			356.091

TOWER- 7 F.A.R. COVERED AREA CALCULATION FOR CIRCULATION AREA									
S.NO			PARTICULARS						AREA(SQ.M)
A1				4.500	X	2.968	=		13.356
A2				4.875	X	5.255	=		24.567
A3				2.450	X	2.900	=		7.092
A4				5.060	X	3.700	=		18.722
A5				7.525	X	3.700	=		27.843
CD1				5.200	X	1.500	=		7.800
CD2	2	X	0.5	X	0.540	X	0.540	=	0.292
CD3				0.155	X	1.400	=		0.217
CD4				0.170	X	1.400	=		0.238
CD5				5.200	X	1.500	=		7.800
CD6			2	X	0.200	X	0.200	=	0.080
LL1				4.500	X	2.300	=		10.350
LL2				2.400	X	2.300	=		5.520
TOTAL F.A.R AREA CORRIDOR							=		123.818
AREA SUBTRACTION									
LIFT WELL									
LT			3	X	1.800	X	2.425	=	13.095
LIFT LOBBY									
LL1				4.500	X	2.300	=		10.350
LL2				2.400	X	2.300	=		5.520
STAIRCASE CUTOUT									
XA1				2.000	X	0.700	=		1.400
FIRE STAIRCASE									
FS1				5.730	X	3.300	=		18.909
SHAFT									
LV				0.730	X	1.155	=		0.809
EL				0.980	X	0.700	=		0.686
FHC				0.730	X	1.200	=		0.940
TOTAL									51.609
TOTAL F.A.R AREA CORRIDOR							=		72.209

TOWER-7 AREA CALCULATION TOWARDS 15% ADDITIONAL F.A.R									
S.NO			PARTICULARS						AREA (SQ.M)
FIRE STAIRECASE AREA									
FS1				5.730	X	3.300	=		18.909
TOTAL FIRE STAIRECASE AREA							=		18.909
LIFT LOBBY									
LL1				4.500	X	2.300	=		10.350
LL2				2.400	X	2.300	=		5.520
TOTAL LIFT LOBBY AREA							=		15.870
PLUMBING SHAFT									
S1		2	X	0.375	X	1.425	=		1.069
S2		4	X	0.700	X	1.425	=		3.990
TOTAL PLUMBING SHAFT AREA							=		5.059
F.H.C SHAFT									
FHC				0.700	X	1.200	=		0.840
TOTAL F.H.C SHAFT AREA							=		0.840
ELECTRICAL SHAFT									
EL				0.980	X	0.700	=		0.686
TOTAL ELECTRICAL SHAFT AREA							=		0.686
LV SHAFT									
LV				0.730	X	1.155	=		0.809
TOTAL LV SHAFT AREA							=		0.809
AREA SUBTRACTION									
STAIRCASE CUTOUT									
FX1				2.600	X	0.200	=		0.520
TOTAL STAIRCASE CUTOUT AREA							=		0.520
TOTAL 15% ADDITIONAL F.A.R AREA									41.652

23RD FLOOR NON F.A.R AREA							
UNIT - 11			4.800	X	1.000	=	4.800
UNIT - 12			4.834	X	2.000	=	9.668
JALLI			3.024	X	1.000	=	3.024
TOTAL AREA						=	17.492

DECORATIVE COLUMN & JALI AREA CALCULATION FOR F.A.R AREA AT (23RD FLOOR)								
S.NO.			PARTICULARS					AREA (SQ.M)
TERRACE								
1	8	X	0.200	X	0.150	=		0.240
2	4	X	1.025	X	0.050	=		0.205
TOTAL								0.445

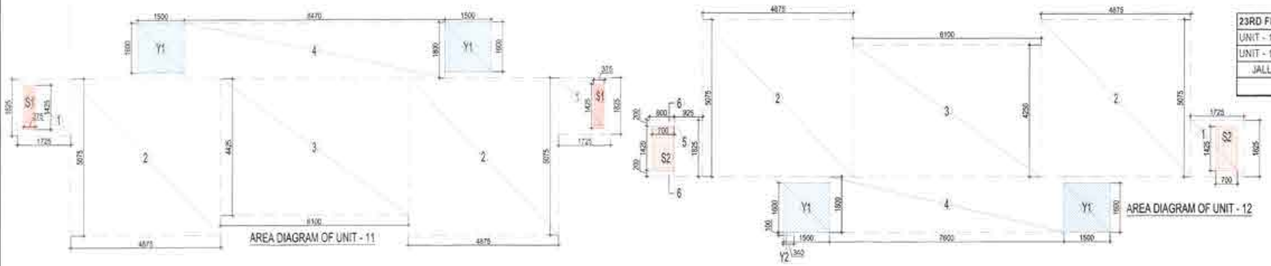

AREA DIAGRAM OF UNIT - 11

AREA DIAGRAM OF UNIT - 12

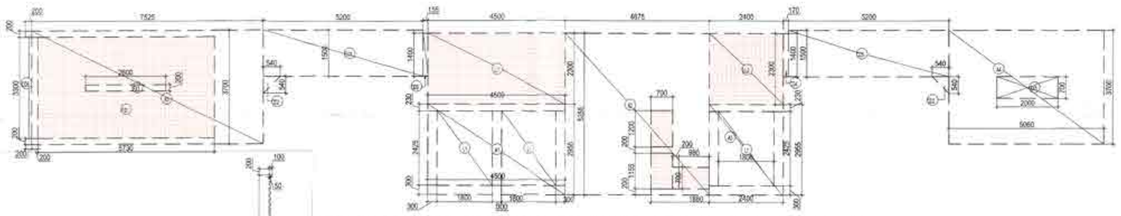

AREA DIAGRAM FOR CIRCULATION FOR TOWER - 7 TYPICAL FLOOR (4TH TO 23RD)

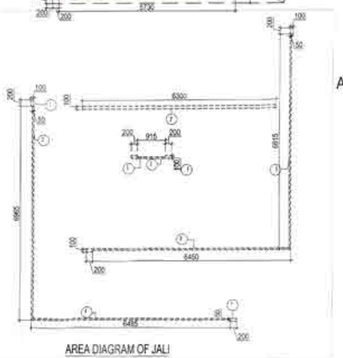

AREA DIAGRAM OF JALI

23RD FLOOR NON F.A.R AREA OF JALI							
1	12	X	0.200	X	0.100	=	0.240
2	4	X	0.915	X	0.050	=	0.183
3	1	X	6.965	X	0.050	=	0.348
4	1	X	6.485	X	0.050	=	0.324
5	1	X	6.915	X	0.050	=	0.346
6	1	X	6.450	X	0.050	=	0.323
7	1	X	6.300	X	0.200	=	1.260
TOTAL AREA						=	3.024

F.A.R. COVERED AREA CALCULATION FOR UNIT- 11 (PENTHOUSE)								
S.NO.			PARTICULARS					AREA (SQ.M)
COVERED AREA OF UNIT 11								
1	2	X	1.725	X	1.825	=		6.296
2	2	X	4.875	X	5.075	=		49.481
3			6.100	X	4.425	=		26.993
4			6.470	X	1.800	=		15.246
TOTAL FAR AREA - (A)								98.016
SUBTRACTION NON F.A.R AREA								
S1	2	X	0.375	X	1.425	=		1.069
TOTAL AREA								96.947
NON F.A.R AREA OF BALCONY (B)								
Y1	2	X	1.500	X	1.600	=		4.800
TOTAL AREA (B)						=		4.800
COVERAGE AREA FOR UNIT 11 = F.A.R AREA (A)+ (B) NON F.A.R. AREA OF BALCONY								
1	(A) F.A.R AREA					=		96.947
2	(B) NON FAR AREA BALCONY					=		4.800
TOTALUNIT COVERAGE AREA								101.747

F.A.R. COVERED AREA CALCULATION FOR UNIT- 12 (PENTHOUSE)								
S.NO.			PARTICULARS					AREA (SQ.M)
COVERED AREA OF UNIT 12								
1	1	X	1.725	X	1.825	=		3.148
2	2	X	4.875	X	5.075	=		49.481
3			6.100	X	4.250	=		25.925
4			7.600	X	1.800	=		13.680
5			0.925	X	1.825	=		1.688
6	2	x	0.800	X	0.200	=		0.320
TOTAL FAR AREA - (A)								94.243
SUBTRACTION NON F.A.R AREA								
S2	1	X	0.700	X	1.425	=		0.998
TOTAL AREA								93.245
NON F.A.R AREA OF BALCONY (B)								
Y1	2	X	1.500	X	1.600	=		4.800
Y2	1	X	0.340	X	0.100	=		0.034
TOTAL AREA (B)						=		4.834
COVERAGE AREA FOR UNIT 12 = F.A.R AREA (A)+ (B) NON F.A.R. AREA OF BALCONY								
1	(A) F.A.R AREA					=		93.245
2	(B) NON FAR AREA BALCONY					=		4.834
TOTALUNIT COVERAGE AREA								98.079

TOWER -7					
	GROUND COVERAGE	TOTAL	15 % AREA	NON F.A.R AREA	HEIGHT FL. LVL (MM)
GROUND FLOOR	952.984	670.684	62.859	80.577	(+) 1200
1st FLOOR		758.775	68.810	91.018	(+) 4250
2nd FLOOR		758.775	55.715	91.891	(+) 7300
3rd FLOOR		560.468	52.595	66.646	(+) 10350
4th FLOOR		560.468	52.595	66.606	(+) 13400
5th FLOOR		560.468	52.595	66.606	(+) 16450
6th FLOOR		560.468	52.595	66.606	(+) 19500
7th FLOOR		560.468	52.595	66.606	(+)22550
8th FLOOR		560.468	52.595	66.606	(+) 25600
9th FLOOR		560.468	52.595	66.606	(+) 28650
10th FLOOR		560.468	52.595	66.606	(+) 31700
11th FLOOR		560.468	52.595	66.606	(+) 34750
12th FLOOR		560.468	52.595	66.606	(+) 37800
12th A FLOOR		560.468	52.595	66.606	(+) 40850
14th FLOOR		560.468	52.595	66.606	(+) 44500
15th FLOOR		560.468	52.595	66.606	(+) 47550
16th FLOOR		560.468	52.595	66.606	(+) 50600
17th FLOOR		560.468	52.595	66.606	(+) 53650
18th FLOOR		560.468	52.595	66.606	(+) 56700
19th FLOOR		560.468	52.595	66.606	(+) 59750
20th FLOOR		560.468	52.595	66.606	(+) 62800
21ST FLOOR		560.468	52.595	66.606	(+) 65850
22ND FLOOR		560.468	52.595	66.606	(+) 68900
23RD FLOOR		356.091	41.652	17.492	(+) 71950
TERRACE				51.472	(+) 75000
MUMTY		0.080	77.663		(+) 78050
MACHINE ROOM & O.H.TANK		0.000	97.383		(+) 81150
HELIPAD		94.985			(+) 83400
TOTAL	952.984	13848.745	1455.977	1664.608	

NORTH POINT

NO. OF PRINTS	DATE	ISSUED TO	REMARKS

Greater Noida Industrial Dev. Authority
APPROVED
BP 3473 /SD Site Plan No. 3630 Dated 3/6/2015
Valid up to Dated 5 Years
Asstt. Arch.

OWNER SIGN

For Starcity Real Estates Pvt. Ltd.
Director/Auth. Signatory

ARCHITECT SIGN

OWNER
M/S STARCITY REAL ESTATES PVT. LTD

SUBMISSION DRAWING

KEYPLAN

PROJECT

PROPOSED GROUP HOUSING FOR STARCITY REAL ESTATES PVT. LTD. AT PLOT NO: - GH-14A ,SECTOR- 01 GREATER NOIDA,(U.P.)

DATE	PROJECT INCH.	CHECKED BY
06-02-15	BALRAJ SINGH	BALRAJ SINGH
SCALE	DEALT BY	APPROVED BY
1:100	NITYA HUNKA	VISHAL SHARMA

DRAWING TITLE

23RD FLOOR PLAN (PENTHOUSE)

TOWER-7

ARCHITECTS

Confluence

S-28, GK-2 N.D-48,INDIA architecture | Ph- +91-11-29210006 Ph- +91-11-40604786 urban design | cda@inconfluence.com www.inconfluence.com hospitality | Member of IGBC ISO - 9001 : 2008 interiors

DRAWING NO. S-058

REVISION