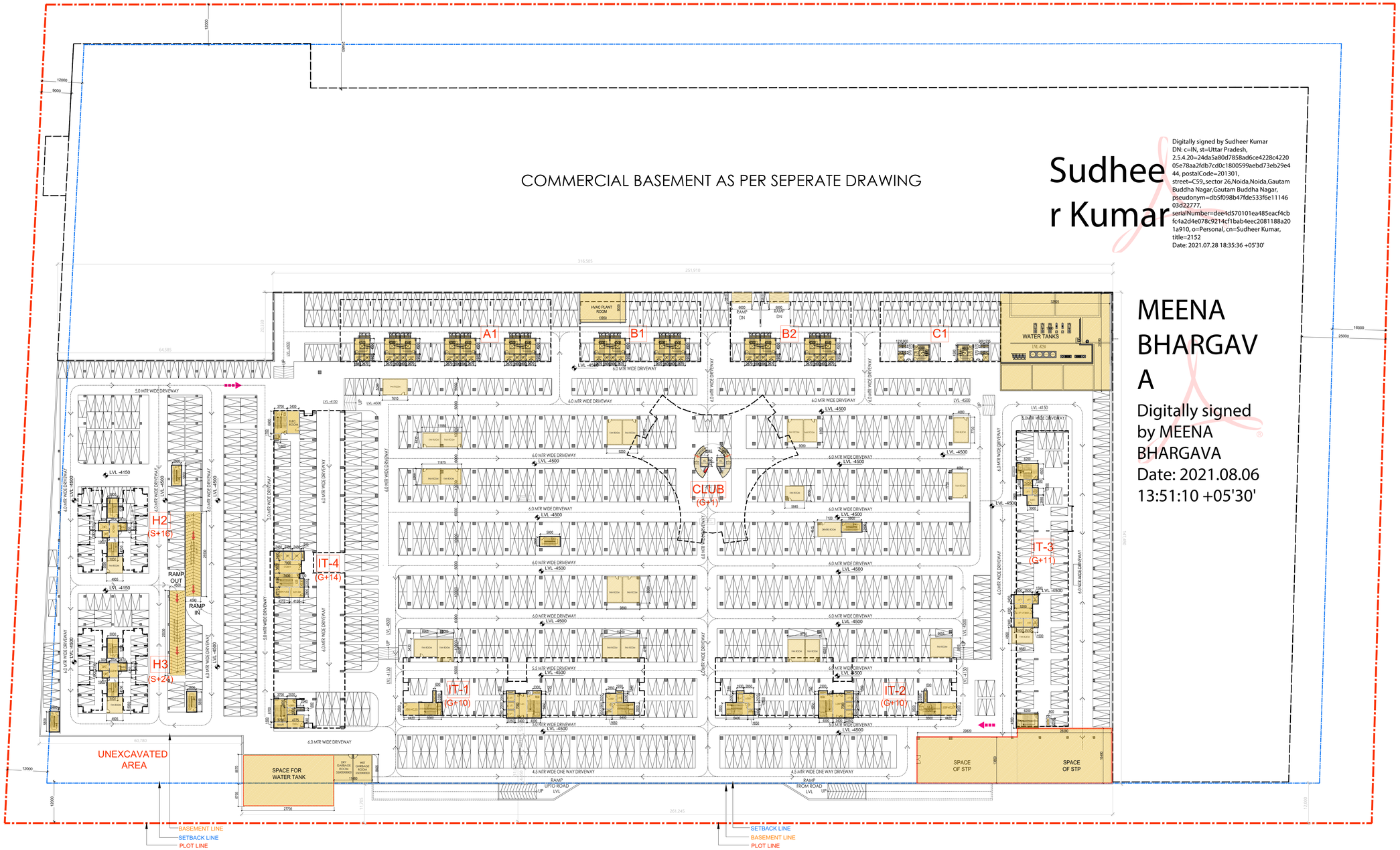

Sudheer Kumar

Digitally signed by Sudheer Kumar
DN: c=IN, st=Uttar Pradesh, 2.5.4.20=24da5a80d7858ad6ce4228c422005e78aa2fdb7cd0c1800599aebd73eb29e444, postalCode=201301, street=C59,,sector 26,Noida,Noida,Gautam Buddha Nagar,Gautam Buddha Nagar, pseudonym=db5f098b47fde533f6e1114603d22777, serialNumber=dee4d570101ea485eacf4cbfc4a2d4e078c9214cf1bab4eec2081188a201a910, o=Personal, cn=Sudheer Kumar, title=2152
Date: 2021.07.28 18:35:36 +05'30'

MEENA BHARGAVA

Digitally signed by MEENA BHARGAVA
Date: 2021.08.06 13:51:10 +05'30'

NOTES:-

1. ALL BUILDING EXCLUDING BASEMENTS FULLY AIR CONDITIONED AS PER N.B.C. NORMS.
2. ALL BUILDING FULLY SPRINLERED AS PER N.B.C. NORMS.
3. ALL BASEMENTS ARE MECHANICALLY LIGHTED AND VENTILATED AS PER N.B.C. NORMS.
4. ALL TOILETS & CORRIDORS MECHANICALL LIGHTED & VENTILATED AS PER N.B.C. NORMS.
5. 100 % POWER BACKUP PROVIDED

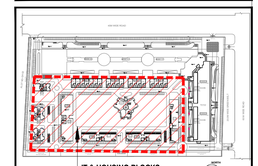

KEY PLAN

RAJESH SHARMA

Digitally signed by RAJESH SHARMA
DN: c=IN, o=Personal, postalCode=110092, st=DELHI, serialNumber=b50fd4ebae5916ccf5397d4ed98d8f825591655f5478ea41ef5b7e1659a499ae, cn=RAJESH SHARMA
Date: 2021.07.20 18:24:24 +05'30'

MANOJ KUMAR SONAKAR

Digitally signed by MANOJ KUMAR SONAKAR
DN: c=IN, o=Personal, 2.5.4.20=daae9b0d44d7392d6c0a4fd22c45a34d72e6f8b842439ba4c10aa55c6e1e, postalCode=221002, st=UTTAR PRADESH, serialNumber=3a01e9c09015276f1f0a1f9fc6c12b8f5c9c28123d2f3e6d47b6c04105, cn=MANOJ KUMAR SONAKAR, t=USMANRAS, title=9924[1.2.840.113549.1.9.1]=manojsonakar@yahoo.co.in
Date: 2021.07.20 10:46:58 +05'30'

STAGE: SUBMISSION DRAWING

PROJECT: PROPOSED BUILDING PLAN FOR M/S OCEAN INFRAHEIGHTS PVT. LTD. (FORMERLY M/S U.Y. INDUSTRIES PVT. LTD.) ON PLOT NO. -11, SECTOR-TECHZONE - IV, GREATER NOIDA.

ARCHITECT: SIKKA ASSOCIATES ARCHITECTS
URBAN DESIGN | MASTERPLAN | ARCHITECTURE | INTERIORS | ENGINEERING | PROJECT MANAGEMENT
A: A-21, AFRICA AVENUE, SAFDARJUNG ENCLAVE, NEW DELHI, INDIA 110 029
T: +91.11.4333.5555 | F: +91.11.2689.4481 | E: saa@saarchi.net | W: www.saarchi.net

OWNER'S SIGN: RAKESH Kumar MAHALWAL
Digitally signed by RAKESH Kumar MAHALWAL
Date: 2021.07.15 17:52:46 +05'30'

ARCHITECT'S SIGN: RAMAN SIKKA
Digitally signed by RAMAN SIKKA
Date: 2021.07.15 16:19:51 +05'30'

SCALE: 1:500 A1

ISSUE DATE : Nov. 2019

DRAWING TITLE: IT & HOUSING BLOCKS
1ST BASEMENT FLOOR PLAN
(LVL. -4500MM)

DWG NO.: SG/A-04

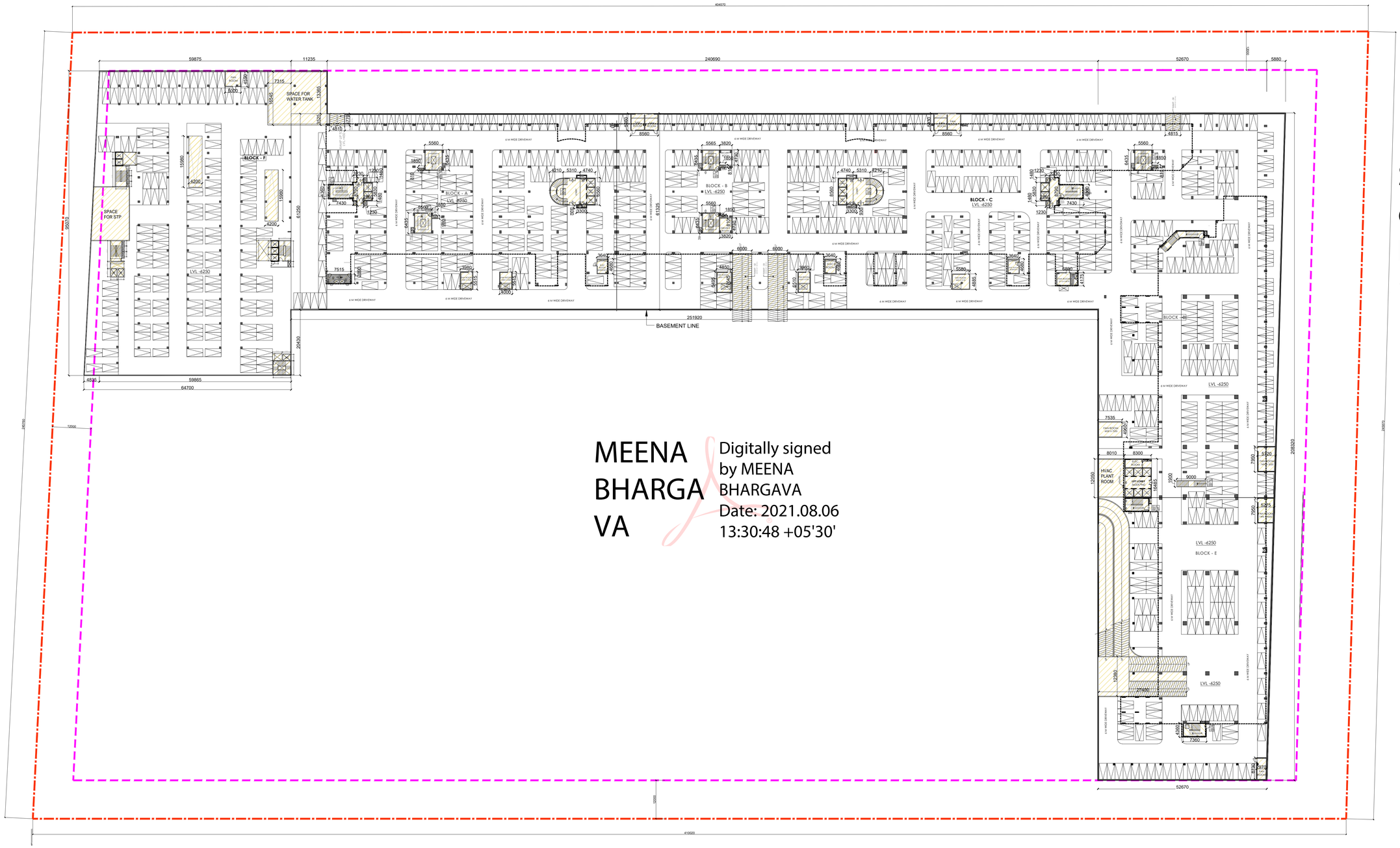

BASEMENT -2 PLAN (LVL.-6700MM)

MEENA BHARGAVA

Digitally signed by MEENA BHARGAVA
Date: 2021.08.06 13:30:48 +05'30'

Sudheer Kumar

Digitally signed by Sudheer Kumar
DN: c=IN, st=Uttar Pradesh, 2.5.4.20=24da5a80d7858ad6ce4228c42205e78aa2fdb7cd0c1800599ebd73eb29e444, postalCode=201301, street=C59,sector 26,Noida,Noida,Gautam Buddha Nagar,Gautam Buddha Nagar, pseudonym=db5f098b47fde533f6e1114603d22777, serialNumber=dee4d570101ea485eacf4cf6fc4a264d078c9214cf1bab4ee c208118ba201a910, o=Personal, cn=Sudheer Kumar, title=2152
Date: 2021.07.28 17:02:49 +05'30'

RAJESH SHARMA

Digitally signed by RAJESH SHARMA
DN: c=IN, o=Personal, postalCode=110092, st=DELHI, serialNumber=b50fd4ebae5916ccf5397d4ed98d8f825591655f5478ea41ef5b7e1659a499ae, cn=RAJESH SHARMA
Date: 2021.07.20 17:05:21 +05'30'

MANOJ KUMAR SONAKAR

Digitally signed by MANOJ KUMAR SONAKAR
DN: c=IN, o=Personal, 2.5.4.20=4aae9fe0c6467592d8c0ad4d220d45a53487206f6f864241fbae270a61c9d8e1e, postalCode=221002, st=UTTAR PRADESH, serialNumber=3d1c4e0c09017276206e83642dffb98a113bdff5e9c281202235a8d87b0c91f5, cn=MANOJ KUMAR SONAKAR, l=VARANASI,title=9924, pseudonym=992420274601145054285, email=MANOJSONKAR@YAHOO.COM
Date: 2021.07.19 19:41:45 +05'30'

STAGE	SUBMISSION DRAWING
PROJECT	PROPOSED BOULDING PLAN FOR M/S OCEAN INFRAHEIGHTS PVT. LTD. (FORMERLY M/S U.Y. INDUSTRIES PVT. LTD.) ON PLOT NO. -11, SECTOR-TECHZONE - IV, GREATER NOIDA.
ARCHITECT	SIKKA ASSOCIATES ARCHITECTS URBAN DESIGN | MASTERPLAN | ARCHITECTURE | INTERIORS | ENGINEERING | PROJECT MANAGEMENT A-A-21, AFRICA AVENUE, SAFDARJUNG ENCLAVE, NEW DELHI, INDIA - 110 029 T: +91.11.4303.5235 [F: +91.11.2626.4461 [E: saa@saaindia.net [W: www.saaindia.net
OWNER'S SIGN	RAKESH Kumar MAHALWAL Digitally signed by RAKESH Kumar MAHALWAL Date: 2021.07.15 16:55:27 +05'30'
ARCHITECT'S SIGN	RAMAN SIKKA Digitally signed by RAMAN SIKKA Date: 2021.07.15 15:52:59 +05'30'
SCALE	1:150 A1
ISSUE DATE :	April. 2019
DRAWING TITLE	COMMERCIAL BLOCKS 2ND BASEMENT PLAN (LVL. -6700MM)
DWG NO.	SG/A-07

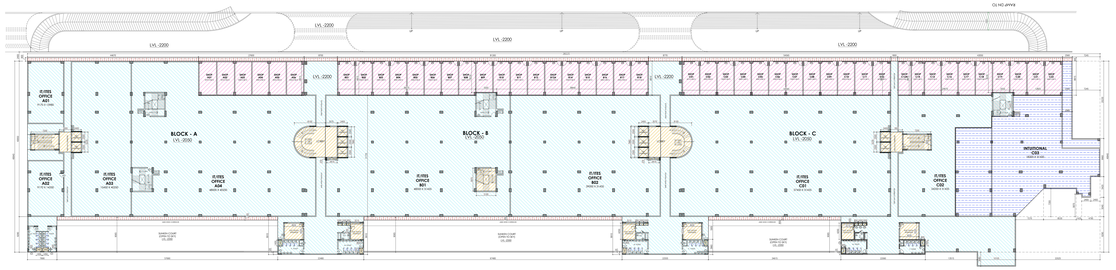

BASEMENT-1 FLOOR PLAN (LVL -2200)

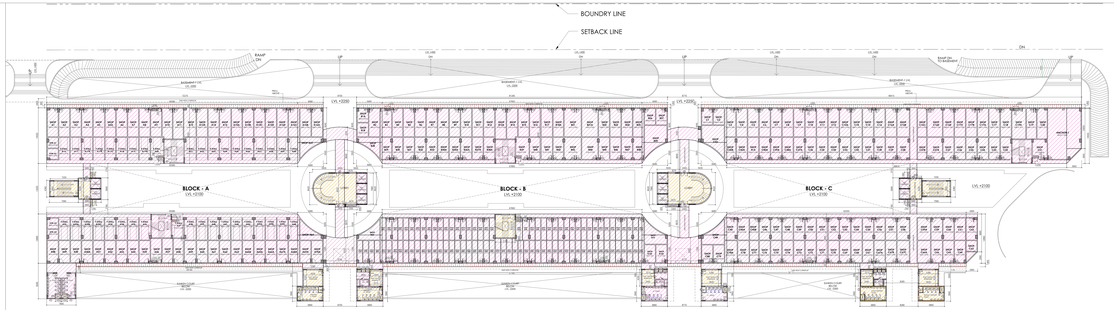

GROUND FLOOR PLAN (LVL +2250)

NOTES:-

1. ALL BUILDING EXCLUDING BASEMENTS FULLY AIR CONDITIONED AS PER N.B.C. NORMS.
2. ALL BUILDING FULLY SPRINKLERED AS PER N.B.C. NORMS.
3. ALL BASEMENTS ARE MECHANICALLY LIGHTED AND VENTILATED AS PER N.B.C. NORMS.
4. ALL TOILETS & CORRIDORS MECHANICALL LIGHTED & VENTILATED AS PER N.B.C. NORMS.
5. 100 % POWER BACKUP PROVIDED

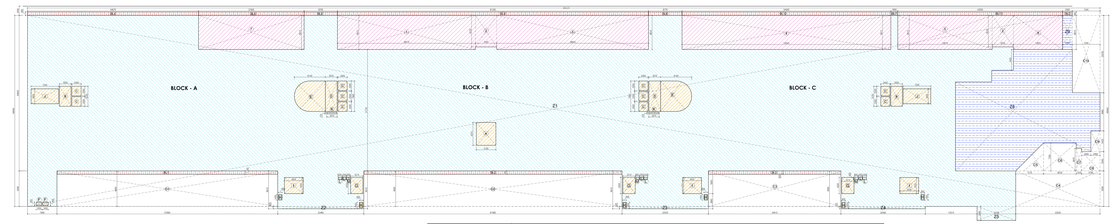

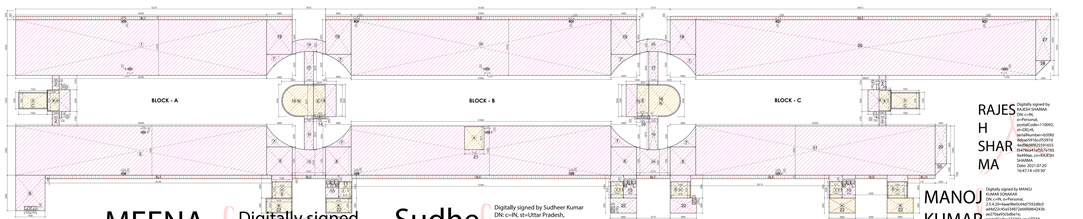

MEENA BHARGAVA
Digitally signed by MEENA BHARGAVA
Date: 2021.08.06 13:27:14 +05'30'

Sudheer Kumar
Digitally signed by Sudheer Kumar
DN: c=IN, st=Uttar Pradesh, 2.5.4.20=2ddd5a8d5d7803a8dce4228c422005e78aa2fdb7cdc1800599aebd73eb29e444, postalCode=201301, street=C59_sector 26,Noida,Noida,Gautam Buddha Nagar,Gautam Buddha Nagar, pseudonym=db5f098b475fde533f6e11460fdd2277, serialNumber=dee44570101ea485eadfec0fc64a2d6e07fc9214cf1ba8eec208118ba201a910, o=Personal, cn=Sudheer Kumar, title=2152
Date: 2021.07.28 16:09:24 +05'30'

RAJESH SHARMA
Digitally signed by RAJESH SHARMA
DN: c=IN, o=Personal, postalCode=110092, st=DELHI, serialNumber=65092ffdbe0594ccf53f3d1a0d0d0d

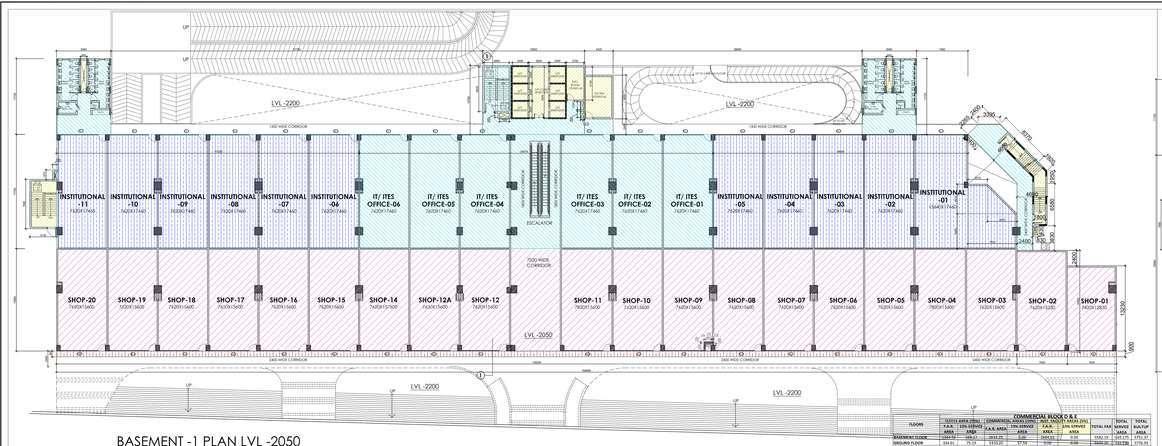

BASEMENT - 1 PLAN LVL -2050

FLOORS	TOTAL AREA (SQ.M.)		COMMERCIAL AREA (SQ.M.)		MAX. TALLY FAR AREA (SQ.M.)		TOTAL FAR AREA	TOTAL TOTAL AREA	TOTAL TOTAL AREA
	F.A.R. AREA	LOADING AREA	F.A.R. AREA	LOADING AREA	F.A.R. AREA	LOADING AREA			
BASEMENT FLOOR	1364.93	509.51	2033.55	0.00	1698.00	0.00	1698.00	3571.97	3571.97
GROUND FLOOR	334.81	75.19	1237.32	97.94	0.00	0.00	1237.32	1312.26	1775.35
1st FLOOR	1364.93	147.63	0.00	0.00	40.71	0.00	1605.04	1417.05	1748.86
2nd FLOOR	1364.93	147.63	0.00	0.00	40.71	0.00	1605.04	1417.05	1748.86
3rd FLOOR	1364.93	243.31	0.00	0.00	40.71	0.00	1605.04	1608.34	1748.86
4th FLOOR	1364.93	243.31	0.00	0.00	40.71	0.00	1605.04	1608.34	1748.86
TERRACE FLOOR	0.00	0.00	412.76	0.00	386.76	170.56	1299.52	170.56	1470.08
TERRACE ADDITIONAL(PART)	0.00	0.00	0.00	0.00	0.00	0.00	0.00	0.00	147.15
TOTAL	7093.93	965.44	8326.20	57.54	2754.62	170.56	10080.82	10727.50	10859.34
GROUND COVERAGE					1296.93				

FAR AREA DETAIL (BLOCK D&E), BASEMENT 1

COMMERCIAL COVERED AREA

ITEM	WIDTH	X	LENGTH	X	NO.	AREA
A	7.50	X	7.50	X	1	56.25
B	7.70	X	7.944	X	1	61.19
C	7.70	X	13.15	X	1	101.26
TOTAL COVERED AREA (C)						218.70

COMMERCIAL BALCONY AREA

ITEM	WIDTH	X	LENGTH	X	NO.	AREA
BL1	1.50	X	7.70	X	1	11.55
TOTAL BALCONY AREA B						180.22
TOTAL BALCONY FAR AREA (B) 50%						27.05
TOTAL COMMERCIAL AREA (C+B+E)						2020.20

IT COVERED AREA

ITEM	WIDTH	X	LENGTH	X	NO.	AREA
A	4.00	X	4.00	X	1	16.00
B	4.70	X	11.70	X	1	54.99
C	3.00	X	18.7	X	1	56.10
D	4.00	X	4.00	X	1	16.00
E	4.00	X	5.00	X	1	20.00
F	4.00	X	5.00	X	1	20.00
G	4.00	X	6.00	X	1	24.00
H	4.00	X	6.07	X	1	24.28
I	2.00	X	4.00	X	1	8.00
J	2.15	X	2.0	X	1	4.30
K	2.15	X	2.0	X	1	4.30
TOTAL COVERED AREA (A)						253.00

SERVICE AREA (E)

ITEM	WIDTH	X	LENGTH	X	NO.	AREA
A	3.0	X	7.2	X	1	20.58
B	0.75	X	3.00	X	1	2.25
C	0.80	X	8.5	X	1	6.80
D	1.5	X	0.80	X	1	1.04
E	1.5	X	0.80	X	1	1.04
F	1.0	X	0.8	X	1	0.80
G	2.7	X	5.14	X	1	13.88
H	0.515	X	2.25	X	1	0.86
I	0.515	X	0.99	X	1	0.51
J	0.83	X	0.99	X	1	0.82
K	1.00	X	1.00	X	1	1.00
TOTAL SERVICE AREA (E)						47.58
TOTAL IT COVERED AREA (IT - E)						205.42

INSTITUTIONAL COVERED AREA

ITEM	WIDTH	X	LENGTH	X	NO.	AREA
A	47.00	X	17.76	X	1	835.08
B	7.00	X	17.76	X	1	124.32
C	5.00	X	9.00	X	1	45.00
D	4.00	X	9.00	X	1	36.00
E	4.00	X	9.00	X	1	36.00
TOTAL COVERED AREA (I)						1076.40

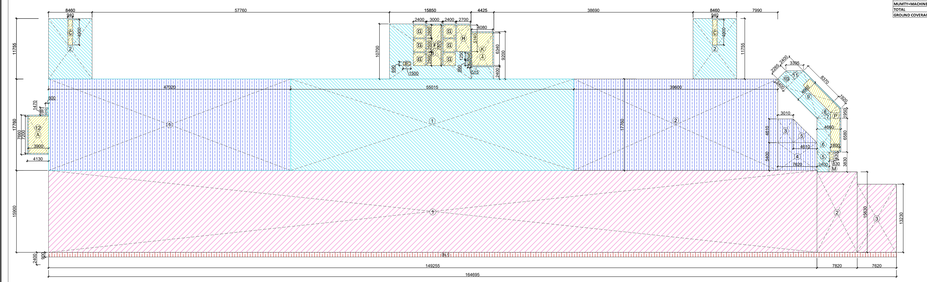

AREA DIAGRAM

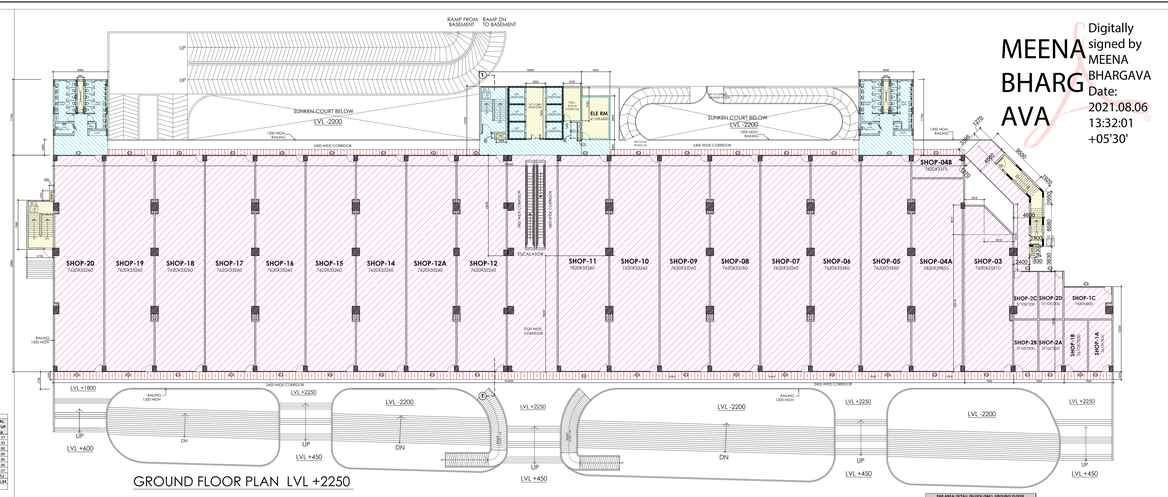

GROUND FLOOR PLAN LVL +2250

FAR AREA DETAIL (BLOCK D&E) GROUND FLOOR

COMMERCIAL COVERED AREA

ITEM	WIDTH	X	LENGTH	X	NO.	AREA
A	7.50	X	15.5	X	1	116.25
B	7.50	X	25.5	X	1	190.93
C	7.82	X	19.93	X	1	155.81
D	7.50	X	19.93	X	1	149.48
E	4.25	X	9.51	X	0.5	20.22
F	4.25	X	9.51	X	0.5	20.22
G	3.05	X	6.05	X	1	18.45
H	3.05	X	6.05	X	1	18.45
I	3.05	X	6.05	X	1	18.45
J	3.05	X	6.05	X	1	18.45
K	3.05	X	6.05	X	1	18.45
L	3.05	X	6.05	X	1	18.45
M	3.05	X	6.05	X	1	18.45
N	3.05	X	6.05	X	1	18.45
O	3.05	X	6.05	X	1	18.45
P	3.05	X	6.05	X	1	18.45
Q	4.12	X	7.05	X	1	29.04
TOTAL COVERED AREA (C)						1007.18

SERVICE AREA (E)

ITEM	WIDTH	X	LENGTH	X	NO.	AREA
A	3.9	X	7.2	X	1	28.08
B	2.0	X	7.2	X	1	14.40
C	2.05	X	7.2	X	1	14.76
TOTAL SERVICE AREA (E)						57.24
TOTAL COMMERCIAL COVERED AREA (C+E)						1064.42

COMMERCIAL BALCONY AREA

ITEM	WIDTH	X	LENGTH	X	NO.	AREA
BL1	1.50	X	7.70	X	1	11.55
BL2	57.76	X	2.0	X	1	115.52
BL3	18.69	X	2.0	X	1	37.38
BL4	7.00	X	2.0	X	1	14.00
	7.00	X	0.75	X	1	5.25
TOTAL BALCONY FAR AREA B						182.70
TOTAL BALCONY FAR AREA (B) 50%						91.35
TOTAL COMMERCIAL AREA (C+E+B)						1155.77

IT COVERED AREA

ITEM	WIDTH	X	LENGTH	X	NO.	AREA
A	4.00	X	4.00	X	1	16.00
B	4.00	X	5.00	X	1	20.00
C	4.00	X	6.07	X	1	24.28
D	2.15	X	2.0	X	1	4.30
E	2.15	X	2.0	X	1	4.30
TOTAL COVERED AREA (A)						69.18

SERVICE AREA (E)

ITEM	WIDTH	X	LENGTH	X	NO.	AREA
A	3.0	X	7.2	X	1	20.58
B	0.75	X	3.00	X	1	2.25
C	0.80	X	8.5	X	1	6.80
D	1.5	X	0.80	X	1	1.04
E	1.5	X	0.80	X	1	1.04
F	1.0	X	0.8	X	1	0.80
G	2.7	X	5.14	X	1	13.88
H	0.515	X	2.25	X	1	0.86
I	0.515	X	0.99	X	1	0.51
J	0.83	X	0.99	X	1	0.82
K	1.00	X	1.00	X	1	1.00
TOTAL SERVICE AREA (E)						47.58
TOTAL IT COVERED AREA (IT - E)						116.76

INSTITUTIONAL COVERED AREA

ITEM	WIDTH	X	LENGTH	X	NO.	AREA
A	4.25	X	9.51	X	1	40.43
TOTAL INSTITUTIONAL COVERED AREA (I)						40.43
TOTAL COVERED AREA (C+E+I)						1312.26

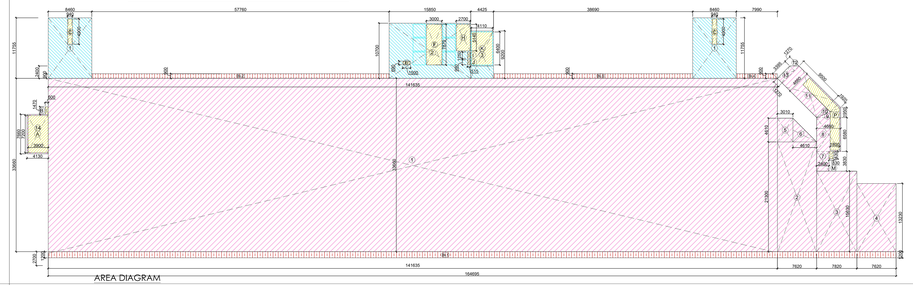

AREA DIAGRAM

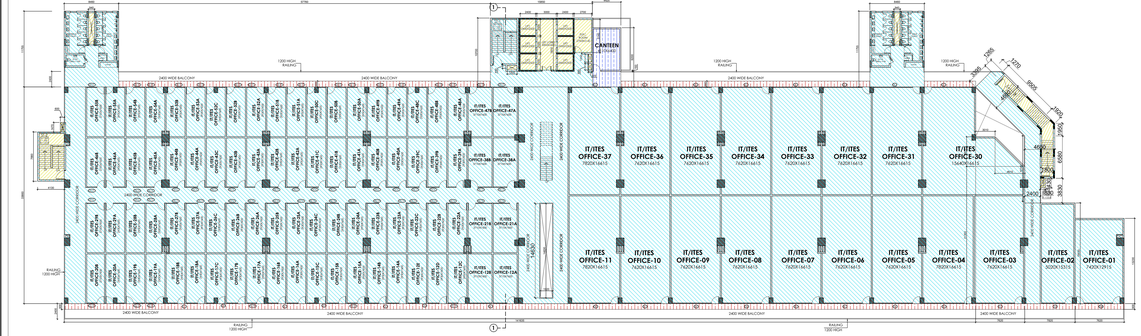

1ST FLOOR PLAN (LVL +8250)

FAR AREA DETAIL (BLOCK D&E) FIRST FLOOR

IT COVERED AREA

ITEM	WIDTH	X	LENGTH	X	NO.	AREA
L	141.635	X	33.66	X	1	4767.42
A	8.46	X	33.755	X	2	198.89
B	33.05	X	30.7	X	1	389.62
C	7.62	X	23.3	X	1	342.31
D	7.62	X	23.3	X	1	342.31
E	7.62	X	23.3	X	1	342.31
F	7.62	X	23.3	X	1	342.31
G	4.66	X	4.66	X	1	21.72
H	4.66	X	4.66	X	1	21.72
I	4.66	X	4.66	X	1	21.72
J	4.66	X	4.66	X	1	21.72
K	4.66	X	4.66	X	1	21.72
L	4.66	X	4.66	X	1	21.72
M	4.66	X	4.66	X	1	21.72
N	4.66	X	4.66	X	1	21.72
O	4.66	X	4.66	X	1	21.72
P	4.66	X	4.66	X	1	21.72
Q	4.66	X	4.66	X	1	21.72
R	4.66	X	4.66	X	1	21.72
S	4.66	X	4.66	X	1	21.72
T	4.66	X	4.66	X	1	21.72
U	4.66	X	4.66	X	1	21.72
V	4.66	X	4.66	X	1	21.72
W	4.66	X	4.66	X	1	21.72
X	4.66	X	4.66	X	1	21.72
Y	4.66	X	4.66	X	1	21.72
Z	4.66	X	4.66	X	1	21.72
AA	4.66	X	4.66	X	1	21.72
BB	4.66	X	4.66	X	1	21.72
CC	4.66	X	4.66	X	1	21.72
DD	4.66	X	4.66	X	1	21.72
EE	4.66	X	4.66	X	1	21.72
FF	4.66	X	4.66	X	1	21.72
GG	4.66	X	4.66	X	1	21.72
HH	4.66	X	4.66	X	1	21.72
II	4.66	X	4.66	X	1	21.72
JJ	4.66	X	4.66	X	1	21.72
KK	4.66	X	4.66	X	1	21.72
LL	4.66	X	4.66	X	1	21.72
MM	4.66	X	4.66	X	1	21.72
NN	4.66	X	4.66	X	1	21.72
OO	4.66	X	4.66	X	1	21.72
PP	4.66	X	4.66	X	1	21.72
QQ	4.66	X	4.66	X	1	21.72
RR	4.66	X	4.66	X	1	21.72
SS	4.66	X	4.66	X	1	21.72
TOTAL COVERED AREA (IT)						5675.68

DEDUCTIONS

ITEM	WIDTH	X	LENGTH	X	NO.	AREA
AA	1.50	X	14.4	X	1	21.60
TOTAL DEDUCTION (D)						28.08
TOTAL COVERED AREA IT-(IT-D)						5647.60

IT BALCONY AREA

ITEM	WIDTH	X	LENGTH	X	NO.	AREA
BL1	164.695	X	0.9	X	1	148.23
BL2	57.76	X	0.9	X	1	51.98
BL3	18.69	X	0.9	X	1	16.82
BL4	7.00	X	0.9	X	1	6.30
TOTAL BALCONY FAR AREA B						243.33
TOTAL BALCONY FAR AREA B1 (B)/2						60.30
TOTAL IT COVERED AREA IT (T+B)						5708.10

INSTITUTIONAL COVERED AREA

ITEM	WIDTH	X	LENGTH	X	NO.	AREA
F	4.25	X	9.51	X	1	40.43
TOTAL INSTITUTIONAL COVERED AREA (I)						40.43

SERVICE AREA (E)

ITEM	WIDTH	X	LENGTH	X	NO.	AREA
A	3.9	X	7.2	X	1	28.08
B	2.0	X	7.2	X	1	14.40
C	2.05	X	7.2	X	1	14.76
TOTAL SERVICE AREA (E)						57.24
TOTAL IT COVERED AREA (IT - E)						5650.86

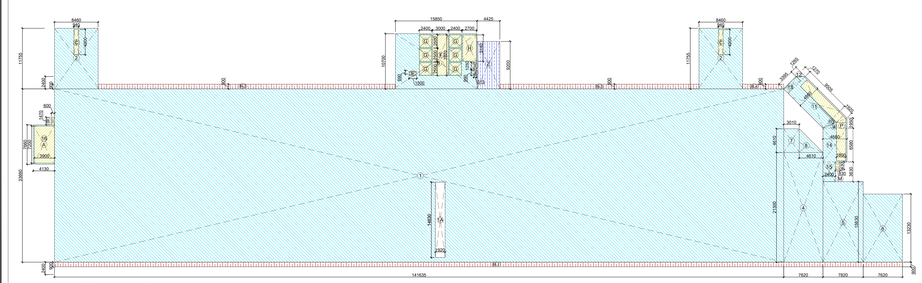

1ST FLOOR AREA DIAGRAM

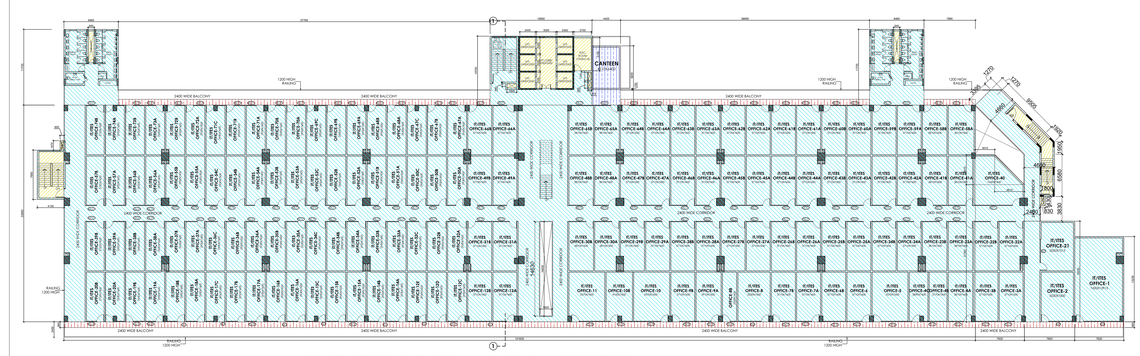

2ND FLOOR PLAN (LVL +12250)

FAR AREA DETAIL (BLOCK D&E) SECOND FLOOR

IT COVERED AREA

ITEM	WIDTH	X	LENGTH	X	NO.	AREA
L	141.635	X	33.66	X	1	4767.42
A	8.46	X	33.755	X	2	198.89
B	33.05	X	30.7	X	1	389.62
C	7.62	X	23.3	X	1	342.31
D	7.62	X	23.3	X	1	342.31
E	7.62	X	23.3	X	1	342.31
F	7.62	X	23.3	X	1	342.31
G	4.66	X	4.66	X	1	21.72
H	4.66	X	4.66	X	1	21.72
I	4.66	X	4.66	X	1	21.72
J	4.66	X	4.66	X	1	21.72
K	4.66	X	4.66	X	1	21.72
L	4.66	X	4.66	X	1	21.72
M	4.66	X	4.66	X	1	21.72
N	4.66	X	4.66	X	1	21.72
O	4.66	X	4.66	X	1	21.72
P	4.66	X	4.66	X	1	21.72
Q	4.66	X	4.66	X	1	21.72
R	4.66	X	4.66	X	1	21.72
S	4.66	X	4.66	X	1	21.72
T	4.66	X	4.66	X	1	21.72
U	4.66	X	4.66	X	1	21.72
V	4.66	X	4.66	X	1	21.72
W	4.66	X	4.66	X	1	21.72
X	4.66	X	4.66	X	1	21.72
Y	4.66	X	4.66	X	1	21.72
Z	4.66	X	4.66	X	1	21.72
AA	4.66	X	4.66	X	1	21.72
BB	4.66	X	4.66	X	1	21.72
CC	4.66	X	4.66	X	1	21.72
DD	4.66	X	4.66	X	1	21.72
EE	4.66	X	4.66	X	1	21.72
FF	4.66	X	4.66	X	1	21.72
GG	4.66	X	4.66	X	1	21.72
HH	4.66	X	4.66	X	1	21.72
II	4.66	X	4.66	X	1	21.72
JJ	4.66	X	4.66	X	1	21.72
KK	4.66	X	4.66	X	1	21.72
LL	4.66	X	4.66	X	1	21.72
MM	4.66	X	4.66	X	1	21.72
NN	4.66	X	4.66	X	1	21.72
OO	4.66	X	4.66	X	1	21.72
PP	4.66	X	4.66	X	1	21.72
QQ	4.66	X	4.66	X	1	21.72
RR	4.66	X	4.66	X	1	21.72
SS	4.66	X	4.66	X	1	21.72
TOTAL COVERED AREA (IT)						5675.68

DEDUCTIONS

ITEM	WIDTH	X	LENGTH	X	NO.	AREA
AA	1.50	X	14.4	X	1	21.60
TOTAL DEDUCTION (D)						28.08
TOTAL COVERED AREA IT-(IT-D)						5647.60

INSTITUTIONAL COVERED AREA

ITEM	WIDTH	X	LENGTH	X	NO.	AREA
F	4.25	X	9.51	X	1	40.43
TOTAL INSTITUTIONAL COVERED AREA (I)						40.43

SERVICE AREA (E)

ITEM	WIDTH	X	LENGTH	X	NO.	AREA
A	3.9	X	7.2	X	1	28.08
B	2.0	X	7.2	X	1	14.40
C	2.05	X	7.2	X	1	14.76
D	3.5	X	0.80	X	1	2.80
E	1.5	X	0.80	X	1	1.04
F	1.5	X	0.80	X	1	1.04
G	2.4	X	2.1	X	1	5.04
H	2.7	X	5.14	X	1	13.88
I	0.515	X	1.65	X	1	0.85
J	0.515	X	0.99	X	1	0.51
K	0.83	X	0.99	X	1	0.82
L	1.00	X	1.00	X	1	1.00
TOTAL SERVICE AREA (E)						92.52
TOTAL IT COVERED AREA (IT-(I+E))						5554.85

IT BALCONY AREA

ITEM	WIDTH	X	LENGTH	X	NO.	AREA
BL1	164.695	X	0.9	X	1	148.23
BL2	57.76	X	0.9	X	1	51.98
BL3	18.69	X	0.9	X	1	16.82
BL4	7.00	X	0.9	X	1	6.30
	7.00	X	0.75	X	1	5.25
TOTAL BALCONY FAR AREA B						228.57
TOTAL BALCONY FAR AREA B (B)/2						60.30
TOTAL IT COVERED AREA IT (IT+B)						5708.10

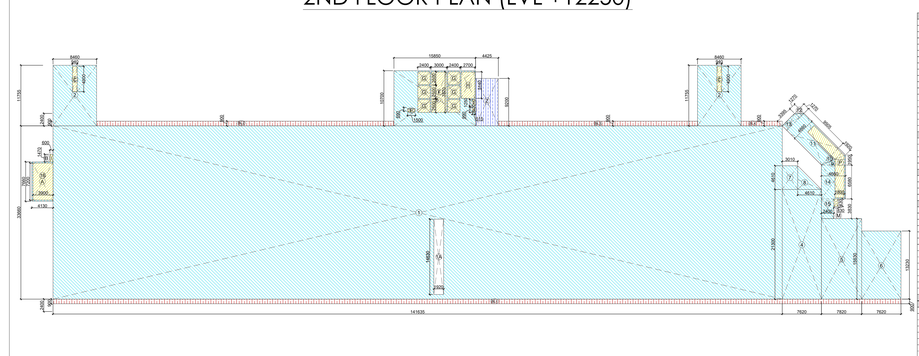

AREA DIAGRAM

DOOR/WINDOW SCHEDULE FOR GROUND FLOOR					
TYPE	WIDTH	COLL LVL	LTL. LVL	HEIGHT	
V	1050	2400	3000	600	
W	1500	300	2700	2400	
D	1200	0	2400	2400	
D1	1200	0	2400	2400	
DW	2770	0	2400	2400	
DW1	3390	0	2400	2400	
FD	1500	0	2400	2400	
GL1	7620	0	3350	3550	
GL2	7830	0	3350	3550	
GL3	3710	0	3350	3550	
GL4	3610	0	3350	3550	
GL5	7420	0	3350	3550	
GL6	4320	0	3350	3550	
GL7	5020	0	3350	3550	
GL8	7420	0	3350	3550	
GL9	1850	0	3350	3550	
GL10	5970	0	3350	3550	
GL11	6125	0	3350	3550	
GL12	4385	0	3350	3550	
GL13	4525	0	3350	3550	
GL14	3600	0	3350	3550	
GL15	4100	0	3350	3550	
GL16	5570	0	3350	3550	
GL17	3710	0	3350	3550	
GL18	3235	0	3350	3550	

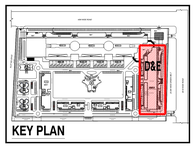

KEY PLAN

STAGE: SUBMISSION DRAWING

PROJECT: PROPOSED BUILDING PLAN FOR M/S OCEAN INFRAHEIGHTS PVT. LTD. (FORMERLY M/S U.Y. INDUSTRIES PVT. LTD.) ON PLOT NO. -11, SECTOR-TECHZONE - IV, GREATER NOIDA.

ARCHITECT: SIKKA ASSOCIATES ARCHITECTS
URBAN DESIGN | INSTITUTIONAL ARCHITECTURE | ENGINEERING | PROJECT MANAGEMENT
A: A-2/1, AFRICA AVENUE, SAFDARJUNG ENCLAVE, NEW DELHI, INDIA- 110 029
T: +91.11.4303.0235 | F: +91.11.2626.4481 | E: sas@saarchitects.net | W: www.saarchitects.net

OWNER'S SIGN: RAKESH Kumar MAHALWAL — Digitally signed by RAKESH Kumar MAHALWAL Date: 2021.07.15 17:09:34 +05'30'

ARCHITECT'S SIGN: RAMAN SIKKA — Digitally signed by RAMAN SIKKA Date: 2021.07.15 15:56:13 +05'30'

SCALE 1:200 A1

ISSUE DATE : April. 2019

DRAWING TITLE: COMMERCIAL TOWER - D & E
FLOOR PLANS & AREA CHARTS
SHEET-1

DWG NO. GI/A/DE/01

MEENA BHARGAVA — Digitally signed by MEENA BHARGAVA Date: 2021.08.06 13:32:01 +05'30'

Sudheer Kumar — Digitally signed by Sudheer Kumar DN: c=IN, st=Uttar Pradesh, 2.5.4.20=24da5a80d7858ad6ce4228c42200567e8aa2fdb7cd0c180059ade0f3eb2be444, postalCode=201301, street=C59, sector 26,Noida,Noida,Gautam Buddha Nagar,Gautam Buddha Nagar, pseudonym=db5f098b47fde53396f1146605622727, serialNumber=dee4357010 1ea48faeef4cbf4a2d94e078a92 14cf1ba64ee2081188a201b9 10, o=Personal, cn=Sudheer Kumar, title=2152 Date: 2021.07.28 17:17:52 +05'30'

RAJESH SHARMA — Digitally signed by RAJESH SHARMA DN: c=IN, o=Personal, postalCode=110092, st=DELHI, serialNumber=b50fd4ebae5916ccf5397d4ed9bd8ff25591655f5478ea41ef5b7e16 59a499ae, cn=RAJESH SHARMA Date: 2021.07.20 17:18:28 +05'30'

MANOJ KUMAR SONAKAR — Digitally signed by MANOJ KUMAR SONAKAR DN: c=IN, o=Personal, 2.5.4.20=6aae96e0c64d7592d8c0ad4d22c45a534872e66f6864303bec270aa93c9cdbe1e, postalCode=221002, st=UTTAR PRADESH, serialNumber=3d1c4e0c090f27f2ed364d2dffb8a113 8dfe9c28128227eb84070d0d2f18, cn=MANOJ KUMAR SONAKAR, l=VARANASI, title=9924, pseudonym=992420210401 14595485, email=MANOJSONKAR@YAHOO.COM Date: 2021.07.19 19:54:45 +05'30'

4TH FLOOR PLAN (LVL +20250)

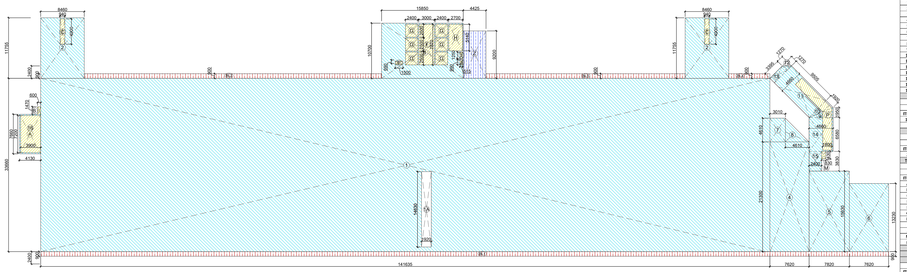

FAR AREA DETAIL (BLOCK-D&E) FOURTH FLOOR							
IF COVERED AREA							
ITEM	WIDTH	X	LENGTH	X	NO.		AREA
1	101.033	X	69.86	X	1		6767.43
2	8.46	X	23.755	X	2		398.89
3	33.85	X	30.7	X	1		1039.60
4	7.62	X	23.3	X	1		352.31
5	7.62	X	15.65	X	1		122.23
6	7.62	X	13.25	X	1		101.01
7	3.65	X	4.85	X	1		15.85
8	4.65	X	4.55	X	0.5		10.55
9	4.65	X	2.05	X	0.5		4.77
10	4.66	X	1.92	X	0.5		4.47
11	4.66	X	3.905	X	1		18.20
12	1.245	X	3.27	X	0.5		2.03
13	3.995	X	1.27	X	1		4.55
14	4.66	X	0.58	X	1		30.36
15	2.4	X	3.83	X	1		9.19
16	4.53	X	7.66	X	1		70.64
TOTAL COVERED AREA (IF)							**9076.69**

DEDUCTIONS							
ITEM	WIDTH	X	LENGTH	X	NO.		AREA
1A	1.92	X	10.51	X	1		20.09
TOTAL DEDUCTION (I)							**20.09**
TOTAL COVERED AREA (F+GF+EG)							**5647.60**

INSTITUTIONAL COVERED AREA							
ITEM	WIDTH	X	LENGTH	X	NO.		AREA
Z	4.425	X	9.2	X	1		40.71
TOTAL INSTITUTIONAL COVERED AREA (I)							**40.71**

SERVICE AREA (S)							
ITEM	WIDTH	X	LENGTH	X	NO.		AREA
A	3.9	X	7.2	X	1		28.08
B	0.65	X	1.47	X	1		1.22
C	0.94	X	4.9	X	2		9.21
E	1.5	X	0.69	X	1		1.04
F	3	X	7.87	X	1		23.61
G	2.4	X	2.5	X	6		36.00
H	2.7	X	5.14	X	1		13.88
I	0.515	X	1.05	X	1		0.54
J	0.515	X	1.05	X	1		0.54
M	0.85	X	1.45	X	1		1.23
N	3.9	X	4.9	X	1		19.11
P	PUMP AREA						28.27
TOTAL SERVICE AREA (S)							**185.31**
TOTAL IF COVERED AREA (F – S)							**5506.29**

IF BALCONY AREA							
ITEM	WIDTH	X	LENGTH	X	NO.		AREA
BL1	164.695	X	0.9	X	1		148.23
BL2	84.05	X	0.9	X	1		75.65
BL3	38.05	X	0.9	X	1		34.25
BL4	7.95	X	0.9	X	1		7.15
TOTAL BALCONY AREA B							**265.27**
TOTAL BALCONY FAR AREA B1 (B/4)							**66.36**
TOTAL IF COVERED AREA F (F+B1)							**5506.89**

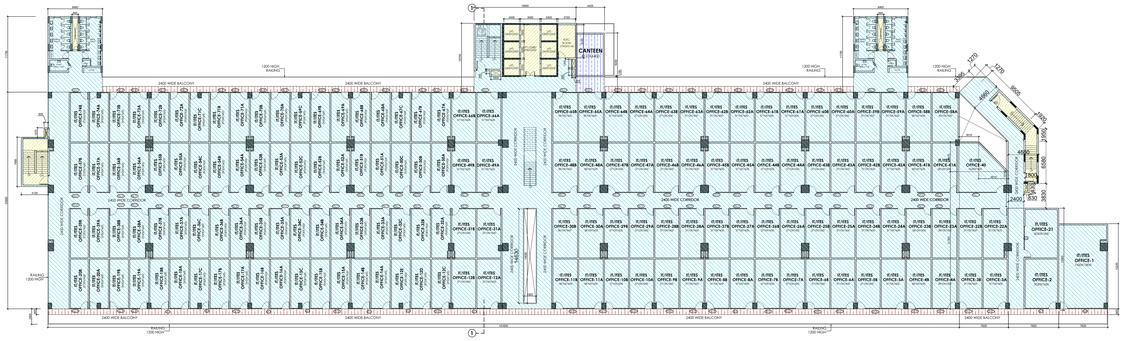

4TH FLOOR PLAN (LVL +20250)

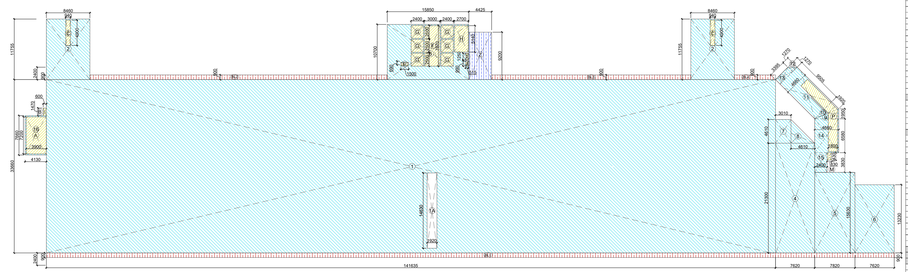

FAR AREA DETAIL (BLOCK-D&E) FOURTH FLOOR							
IF COVERED AREA							
ITEM	WIDTH	X	LENGTH	X	NO.		AREA
1	101.033	X	69.86	X	1		6767.43
2	8.46	X	23.755	X	2		398.89
3	33.85	X	30.7	X	1		1039.60
4	7.62	X	23.3	X	1		352.31
5	7.62	X	15.65	X	1		122.23
6	7.62	X	13.25	X	1		101.01
7	3.65	X	4.85	X	1		15.85
8	4.65	X	4.55	X	0.5		10.55
9	4.65	X	2.05	X	0.5		4.77
10	4.66	X	1.92	X	0.5		4.47
11	4.66	X	3.905	X	1		18.20
12	1.245	X	3.27	X	0.5		2.03
13	3.995	X	1.27	X	1		4.55
14	4.66	X	0.58	X	1		30.36
15	2.4	X	3.83	X	1		9.19
16	4.53	X	7.66	X	1		70.64
TOTAL COVERED AREA (IF)							**9076.69**

DEDUCTIONS							
ITEM	WIDTH	X	LENGTH	X	NO.		AREA
1A	1.92	X	10.51	X	1		20.09
TOTAL DEDUCTION (I)							**20.09**
TOTAL COVERED AREA (F+GF+EG)							**5647.60**

INSTITUTIONAL COVERED AREA							
ITEM	WIDTH	X	LENGTH	X	NO.		AREA
Z	4.425	X	9.2	X	1		40.71
TOTAL INSTITUTIONAL COVERED AREA (I)							**40.71**

SERVICE AREA (S)							
ITEM	WIDTH	X	LENGTH	X	NO.		AREA
A	3.9	X	7.2	X	1		28.08
B	0.65	X	1.47	X	1		1.22
C	0.94	X	4.9	X	2		9.21
E	1.5	X	0.69	X	1		1.04
F	3	X	7.87	X	1		23.61
G	2.4	X	2.5	X	6		36.00
H	2.7	X	5.14	X	1		13.88
I	0.515	X	1.05	X	1		0.54
J	0.515	X	1.05	X	1		0.54
M	0.85	X	1.45	X	1		1.23
N	3.9	X	4.9	X	1		19.11
P	PUMP AREA						28.27
TOTAL SERVICE AREA (S)							**185.31**
TOTAL IF COVERED AREA (F – S)							**5506.89**

IF BALCONY AREA							
ITEM	WIDTH	X	LENGTH	X	NO.		AREA
BL1	164.695	X	0.9	X	1		148.23
BL2	84.05	X	0.9	X	1		75.65
BL3	38.05	X	0.9	X	1		34.25
BL4	7.95	X	0.9	X	1		7.15
TOTAL BALCONY AREA B							**265.27**
TOTAL BALCONY FAR AREA B1 (B/4)							**66.36**
TOTAL IF COVERED AREA F (F+B1)							**5506.89**

MEENA BHARGAVA

Digitally signed by MEENA BHARGAVA
Date: 2021.08.06 13:32:32 +05'30'

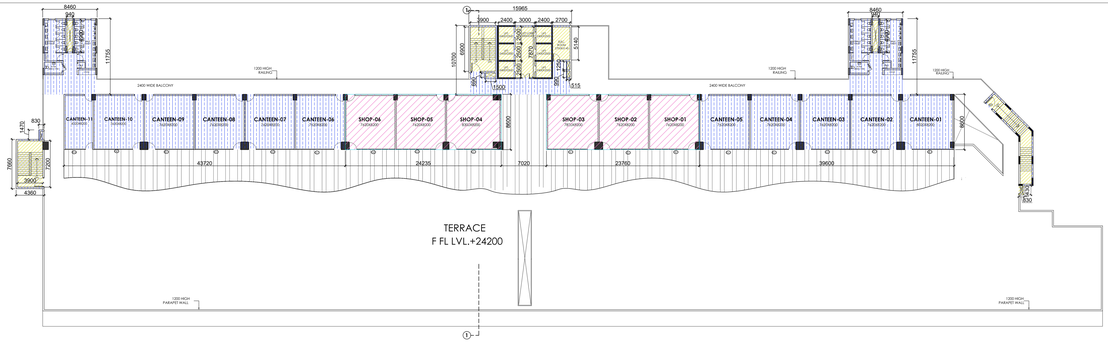

5TH FLOOR PLAN (LVL +24200)

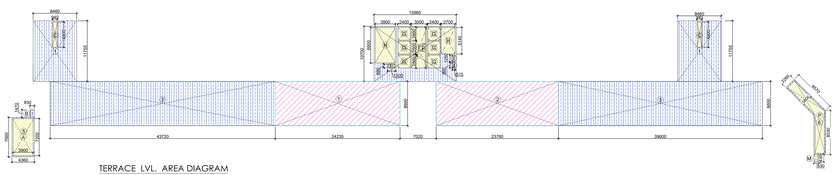

TERRACE LVL. AREA DIAGRAM

FAR AREA DETAIL (BLOCK-D&E). TERRACE							
INSTITUTIONAL COVERED AREA							
ITEM	WIDTH	X	LENGTH	X	NO.		AREA
1	8.46	X	11.75	X	2		198.81
2	43.72	X	8.6	X	1		375.99
3	39.6	X	8.6	X	1		340.56
4	15.965	X	10.7	X	1		170.83
5	4.56	X	7.66	X	1		34.92
TOTAL AREA							**1121.11**
TOTAL INSTITUTIONAL COVERED AREA (I)							**1117.32**

SERVICE AREA (S)							
ITEM	WIDTH	X	LENGTH	X	NO.		AREA
A	3.5	X	7.2	X	1		18.08
B	0.65	X	1.47	X	1		1.22
C	0.94	X	4.9	X	2		9.21
E	1.5	X	0.69	X	1		1.04
F	3	X	7.87	X	1		23.61
G	2.4	X	2.5	X	6		36.00
H	2.7	X	5.14	X	1		13.88
I	0.515	X	1.05	X	1		0.54
J	0.515	X	1.05	X	1		0.54
M	0.85	X	1.45	X	1		1.23
N	3.9	X	4.9	X	1		19.11
P	PUMP AREA						28.27
TOTAL SERVICE AREA (S)							**176.94**
TOTAL INCL. COVERED AREA (T – G)							**986.76**

COMERCIAL COVERED AREA							
ITEM	WIDTH	X	LENGTH	X	NO.		AREA
1	24.235	X	8.6	X	1		208.42
2	23.78	X	8.6	X	1		204.34
TOTAL COVERED AREA (C)							**412.76**

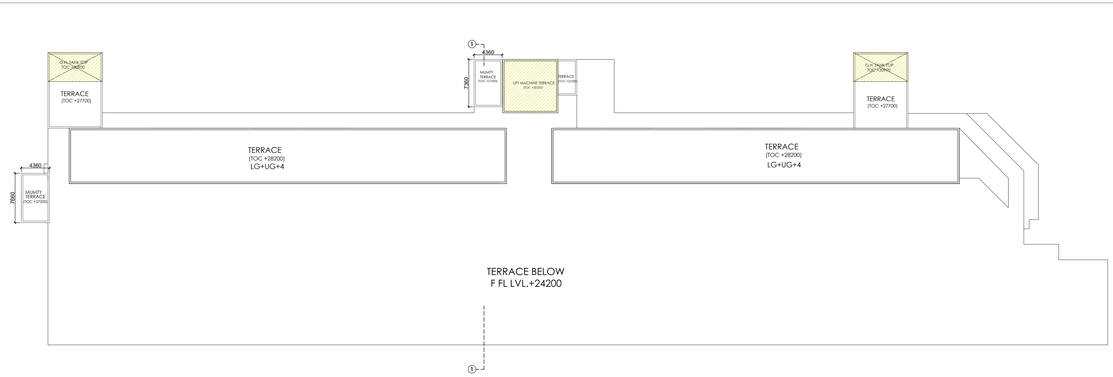

TERRACE PLAN (LVL. TOC +28200)

WATER TANK

MACHINE ROOM

WATER TANK

FAR AREA DETAIL (BLOCK-D&E). WATER TANK & MACHINE							
WATER TANK AREA							
ITEM	WIDTH	X	LENGTH	X	NO.		AREA
WT1	8.46	X	4.5	X	2		76.14
TOTAL COVERED AREA (WT)							**76.14**
MACHINE ROOM AREA							
ITEM	WIDTH	X	LENGTH	X	NO.		AREA
M1	8.6	X	8.3	X	1		71.38
TOTAL COVERED AREA (M)							**71.38**
TOTAL COVERED AREA (WT+M)							**147.52**

Sudheer Kumar

Digitally signed by Sudheer Kumar
DN: c=IN, st=Uttar Pradesh, 2.5.4.20=24da5a80d7858ad6ce4228c422005e78aa2fdb7cd0c1800599aebd73eb29e444, postalCode=201301, street=C59_sector 26,Noida,Noida,Gautam Buddha Nagar,Gautam Buddha Nagar, pseudonym=db5f098b47fde5336e1114603d22777, serialNumber=dee4d570101ea485eacf4cbfc4a2d4e078c92 14cf1bab4ee2081188a201a910, o=Personal, cn=Sudheer Kumar, title=2152
Date: 2021.07.28 17:25:16 +05'30'

RAJESH SHARMA

Digitally signed by RAJESH SHARMA
DN: c=IN, o=Personal, postalCode=110092, st=DELHI, serialNumber=b50fd4ebae5916ccf5397d4ed98b8f825591655f5478ea41ef5b7e1659a499ae, cn=RAJESH SHARMA
Date: 2021.07.20 17:24:25 +05'30'

MANOJ KUMAR SONAKAR

Digitally signed by MANOJ KUMAR SONAKAR
DN: c=IN, o=Personal, 2.5.4.20=6aee96e0c64d7592d8c0a4d22445a534872e6f68 64243bae270ad93cbdbe1e, postalCode=221002, st=UTTAR PRADESH, serialNumber=3d1c4e0c0901f27626e83642dffb9ba1138df5 ef828120227feb8407b0c041f 3, cn=MANOJ KUMAR SONAKAR, l=VARANASI, title=9924, pseudonym=9924202104011 45954285, email=MANOJSONKAR@YAHOO.COM
Date: 2021.07.19 20:01:02 +05'30'

DOOR/WINDOW SCHEDULE FOR GROUND FLOOR					
TYPE	WIDTH	CILL LVL.	LTL. LVL	HEIGHT	
V	1050	2400	3050	600	
W	1500	300	2700	2400	
D	1200	0	2400	2400	
D1	1200	0	2400	2400	
DW	2770	0	2400	2400	
DW1	3390	0	2400	2400	
FD	1500	0	2400	2400	
GL1	7620	0	3350	3350	
GL2	7820	0	3350	3350	
GL3	3710	0	3350	3350	
GL4	3610	0	3350	3350	
GL5	7420	0	3350	3350	
GL6	4320	0	3350	3350	
GL7	5020	0	3350	3350	
GL8	7420	0	3350	3350	
GL9	1850	0	3350	3350	
GL10	5570	0	3350	3350	
GL11	6125	0	3350	3350	
GL12	4385	0	3350	3350	
GL13	4525	0	3350	3350	
GL14	2600	0	3350	3350	
GL15	4100	0	3350	3350	
GL16	5570	0	3350	3350	
GL17	3710	0	3350	3350	
GL18	3235	0	3350	3350	

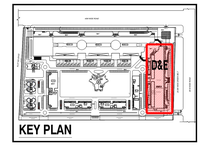

KEY PLAN

STAGE: **SUBMISSION DRAWING**

PROJECT: **PROPOSED BUILDING PLAN FOR M/S OCEAN INFRAHEIGHTS PVT. LTD. (FORMERLY M/S U.Y. INDUSTRIES PVT. LTD.) ON PLOT NO. -11, SECTOR-TECHZONE - IV, GREATER NOIDA.**

ARCHITECT: **SIKKA ASSOCIATES ARCHITECTS**
URBAN DESIGN | MASTERPLAN | ARCHITECTURE | INTERIORS | ENGINEERING | PROJECT MANAGEMENT
A: A-21, AFRICA AVENUE, SAFDARJUNG ENCLAVE, NEW DELHI, INDIA - 110 029
T: +91.11.4203.3235 | F: +91.11.2629.4481 | E: sasa@saarchs.net | W: www.saarchs.net

OWNER'S SIGN: RAKESH Kumar MAHAWAL
Digitally signed by RAKESH Kumar MAHALWAL
Date: 2021.07.15 17:12:25 +05'30'

ARCHITECT'S SIGN: RAMAN SIKKA
Digitally signed by RAMAN SIKKA
Date: 2021.07.15 15:56:55 +05'30'

SCALE 1:200 A1

ISSUE DATE : April. 2019

DRAWING TITLE: **COMMERCIAL TOWER - D & E**
FLOOR PLANS & AREA CHARTS
SHEET-2

DWG NO. **GI/A/DE/02**

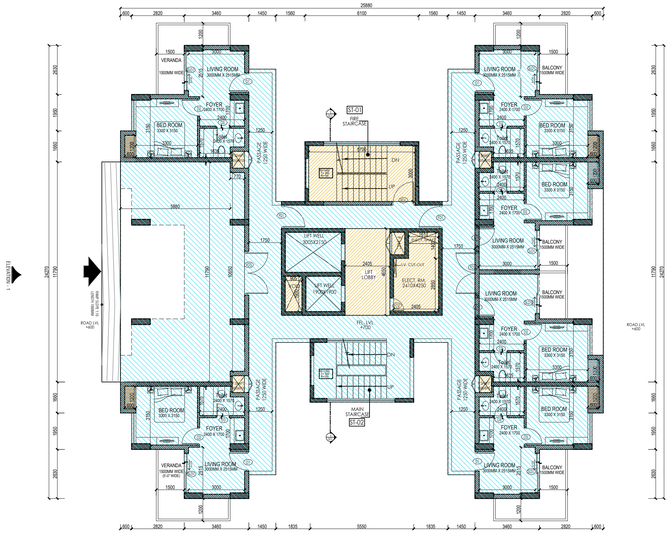

GROUND FLOOR PLAN

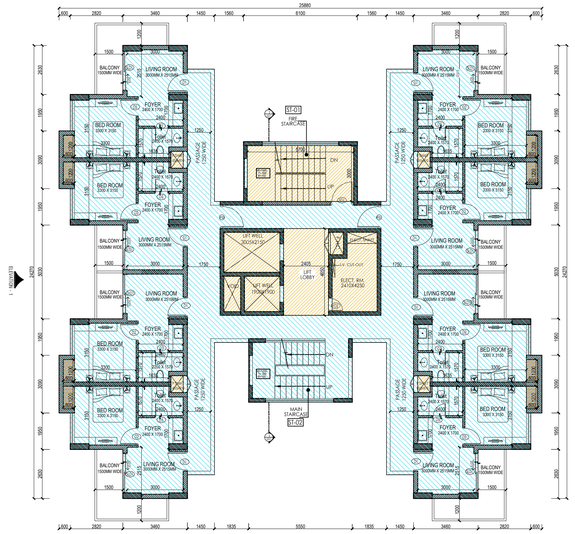

TYPICAL 1st - 14th Floor

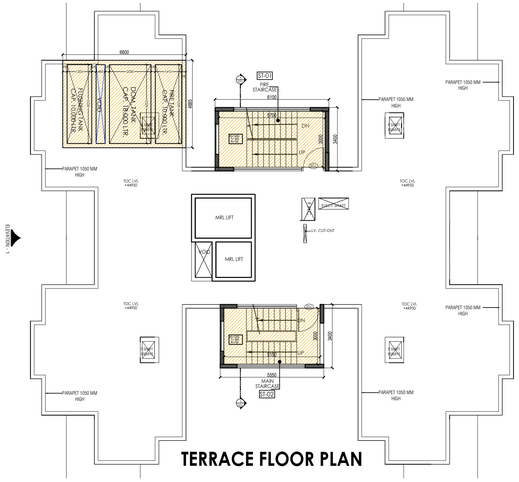

TERRACE FLOOR PLAN

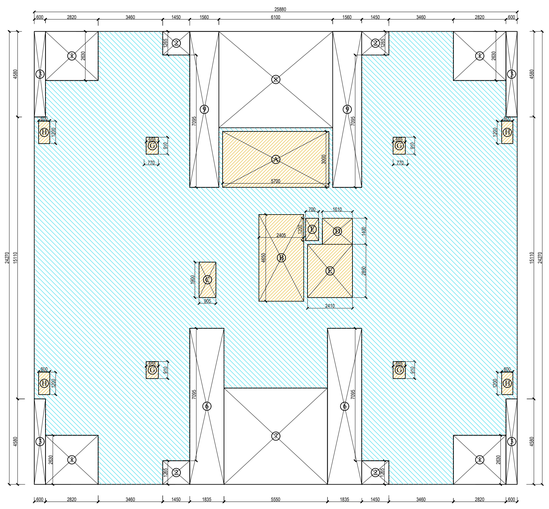

GROUND FLOOR AREA DETAIL PLAN

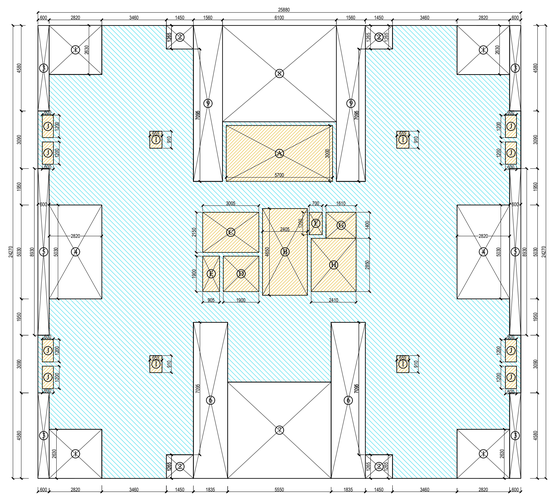

TYPICAL AREA DETAIL PLAN

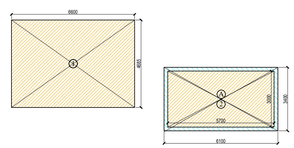

TERRACE AREA DETAIL PLAN

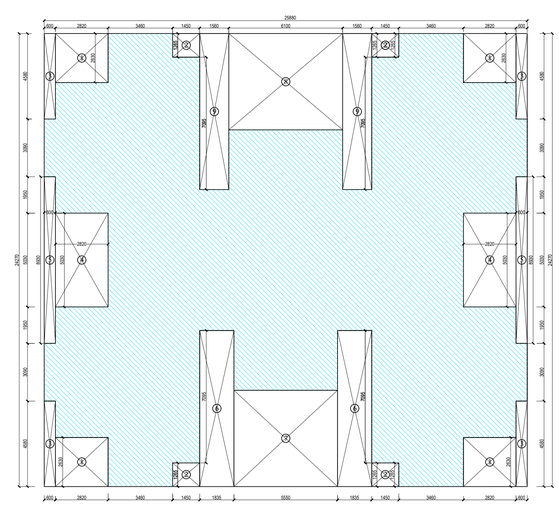

GROUND COVERAGE AREA DETAIL PLAN

FLOORS	HOUSING TOWER H2					TOTAL BUILT UP AREA
	INSTITUTIONAL AREA		RESIDENTIAL AREA		NON FAR AREA	
	F.A.R AREA	15% SERVICE AREA	F.A.R AREA	15% SERVICE AREA		
BASEMENT-1 FLOOR						
GROUND/STILT/FIRE-STAIRCASE/ GUARD ROOM/METER ROOM			310.035	45.229		355.264
1st FLOOR			365.968	58.18		424.148
2nd FLOOR			365.968	58.180		424.148
3rd FLOOR			365.968	58.180		424.148
4th FLOOR			365.968	58.180		424.148
5th FLOOR			365.968	58.180		424.148
6th FLOOR			365.968	58.180		424.148
7th FLOOR			365.968	58.180		424.148
8th FLOOR			365.968	58.180		424.148
9th FLOOR			365.968	58.180		424.148
10th FLOOR			365.968	58.180		424.148
11th FLOOR			365.968	58.180		424.148
12th FLOOR			365.968	58.180		424.148
13th FLOOR			365.968	58.180		424.148
14th FLOOR			365.968	58.180		424.148
MUMTY+MACHINE+OHT			7.080	63.471		70.531
TOTAL	0.000	0.000	5440.647	923.220	0.000	6363.867

GROUND COVERAGE AREA DETAILS						
	25.880	X	24.270			628.108
			AREA (X1)			628.108
DEDUCTIONS						
ITEM	WIDTH	X	LENGTH		NO.	AREA
1	2.820	X	2.630	X	4	29.666
2	1.450	X	1.265	X	4	7.337
3	0.600	X	4.580	X	4	10.992
4	2.820	X	5.030	X	2	28.369
5	0.600	X	8.930	X	2	10.716
6	1.835	X	8.360	X	2	30.681
7	5.550	X	5.160	X	1	28.638
8	6.100	X	5.160	X	1	31.476
9	1.560	X	8.360	X	2	26.083
TOTAL(D1)						203.959
TOTAL AREA = X1-D1 = T1						424.149

MUMTY+WATER TANKS SERVICE FAR						
ITEM	WIDTH	X	LENGTH		NO.	AREA
1	6.600	X	4.685	X	1	30.921
2	5.700	X	3.000	X	1	17.100
3	5.150	X	3.000	X	1	15.450
TOTAL						63.471
DEDUCTIONS						
ITEM	WIDTH	X	LENGTH		NO.	AREA
A	6.100	X	3.400	X	1	20.740
B	5.550	X	3.400	X	1	18.870
TOTAL (X)						39.610
TERRACE F.A.R =(X)-{2+3}---(1)						7.060

TYPICAL FLOOR AREA DETAIL IN F.A.R						
	25.880	X	24.270			628.108
			AREA (X)			628.108
DEDUCTIONS						
ITEM	WIDTH	X	LENGTH		NO.	AREA
1	2.820	X	2.630	X	4	29.666
2	1.450	X	1.265	X	4	7.337
3	0.600	X	4.580	X	4	10.992
4	2.820	X	5.030	X	2	28.369
5	0.600	X	8.930	X	2	10.716
6	1.835	X	8.360	X	2	30.681
7	5.550	X	5.160	X	1	28.638
8	6.100	X	5.160	X	1	31.476
9	1.560	X	8.360	X	2	26.083
TOTAL (Y)						203.959
TYPICAL FLOOR AREA DETAIL =(X)-(Y)---(1)						424.149
SERVICES AREA DETAILS						
A	5.700	X	3.000	X	1	17.100
B	2.405	X	4.650	X	1	11.183
C	3.005	X	2.150	X	1	6.461
D	1.900	X	1.900	X	1	3.610
E	0.905	X	1.900	X	1	1.720
F	0.700	X	1.200	X	1	0.840
G	1.610	X	1.400	X	1	2.254
H	2.410	X	2.850	X	1	6.869
I	0.655	X	0.910	X	4	2.384
J	0.600	X	1.200	X	8	5.760
TOTAL ----(3)						58.180
TYPICAL FLOOR AREA DETAIL =1-3 = T4						
NET TYPICAL FLOOR AREA DETAIL IN F.A.R =T4						365.968

GROUND FLOOR AREA DETAIL IN F.A.R						
	25.880	X	24.270			628.108
			AREA (X)			628.108
DEDUCTIONS						
ITEM	WIDTH	X	LENGTH		NO.	AREA
1	2.820	X	2.630	X	4	29.666
2	1.450	X	1.265	X	4	7.337
3	0.600	X	4.580	X	4	10.992
4	5.880	X	11.790	X	2	138.650
7	5.550	X	5.160	X	1	28.638
8	6.100	X	5.160	X	1	31.476
9	1.560	X	8.360	X	2	26.083
TOTAL (Y)						272.843
GROUND FLOOR AREA DETAIL =(X)-(Y)---(1)						355.265
SERVICES AREA DETAILS						
A	5.700	X	3.000	X	1	17.100
B	2.405	X	4.650	X	1	11.183
C	0.905	X	1.900	X	1	1.720
D	1.610	X	1.400	X	1	2.254
E	2.410	X	2.850	X	1	6.869
F	0.700	X	1.200	X	1	0.840
G	0.655	X	0.910	X	4	2.384
H	0.600	X	1.200	X	4	2.880
TOTAL ----(3)						45.229
GROUND FLOOR AREA DETAIL =1-3 = T4						
TOTAL GROUND FLR AREA DETAIL IN F.A.R =T4						310.035

NOTES:-

1. ALL BUILDING EXCLUDING BASEMENTS FULLY AIR CONDITIONED AS PER N.B.C. NORMS.
2. ALL BUILDING FULLY SPRINLERED AS PER N.B.C. NORMS.
3. ALL BASEMENTS ARE MECHANICALLY LIGHTED AND VENTILATED AS PER N.B.C. NORMS.
4. ALL TOILETS & CORRIDORS MECHANICALL LIGHTED & VENTILATED AS PER N.B.C. NORMS.
5. 100 % POWER BACKUP PROVIDED

DOOR WINDOW SCHEDULE

Sr. No.	Name	Width	Sill	Lintel
1	FD1	1250	0	2400
2	FD2	750	0	2400
3	FD3	2350	0	2400
4	D1	1050	0	2400
5	D2	900	0	2100
6	D3	750	0	2100
7	W1	900	1050	2400
8	W2	600	750	2400
9	W3	700	750	2400
10	DW1	1875	00/150	2400
11	DW2	1655	00/150	2400
12	DW3	1500	00/150	2400
13	DW4	1450	00/150	2400
14	SLD1	2130	0	2400

MEENA BHARGAVA
Digitally signed by MEENA BHARGAVA
Date: 2021.08.06 13:40:49 +05'30'

RAJESH SHARMA
Digitally signed by RAJESH SHARMA
DN: c=IN, o=Personal, postalCode=110092, st=DELHI, serialNumber=b50fd4ebae5916ccf53972d4ed98d8f825591655f5478ea41ef5b7e1659a499ae, cn=RAJESH SHARMA
Date: 2021.07.20 17:56:46 +05'30'

Sudheer Kumar
Digitally signed by Sudheer Kumar
DN: c=IN, st=Uttar Pradesh, 2.5.4.20=24da5a80787858a86ce4228c422005e78aa2fdb7cd0c1800599aebd73eb29e444, postalCode=201301, street=C59,,sector 26,Noida,Noida,Gautam Buddha Nagar,Gautam Buddha Nagar, pseudonym=db50988e476de533f6e1114603d22777, serialNumber=dee4d5701011ea485eacf4cbfc4a2d4e078c9214cf1bab4eec208118ba201a910, o=Personal, cn=Sudheer Kumar, title=2152
Date: 2021.07.28 18:03:42 +05'30'

MANOJ KUMAR SONAKAR
Digitally signed by MANOJ KUMAR SONAKAR
DN: c=IN, o=Personal, 2.5.4.20=6aef9e0c64d7592d8c0ad4d22c65a534872e66f8b42438ae270ea93c0d8e1e, postalCode=221002, st=UTTAR PRADESH, serialNumber=3d1c4e0c0901f22b2de3b6e42dffb9ba113bdf5e9c2B12b2227ebd407b0c041f3, cn=MANOJ KUMAR SONAKAR, l=VARANASI, title=9924, pseudonym=9924202104011415954285, email=MANOJSONKAR@YAHOO.COM
Date: 2021.07.20 10:29:55 +05'30'

STAGE: **SUBMISSION DRAWING**

PROJECT: **PROPOSED BUILDING PLAN FOR M/S OCEAN INFRAHEIGHTS PVT. LTD. (FORMERLY M/S U.Y. INDUSTRIES PVT. LTD.) ON PLOT NO. -11, SECTOR-TECHZONE - IV, GREATER NOIDA.**

ARCHITECT: **SIKKA ASSOCIATES ARCHITECTS**
ARCHITECTS, ENGINEERS and PROJECT MANAGERS
A: A-2/1, AFRICA AVENUE, SAFDARJUNG ENCLAVE, NEW DELHI, INDIA 110 029
T : +91.11.4323.3235 | F : +91.11.2609.4481 | E: saa@saarch.net | W: www.saarchs.net

OWNER'S SIGN: RAKESH Kumar MAHALWAL — Digitally signed by RAKESH Kumar MAHALWAL Date: 2021.07.15 17:35:34 +05'30'

ARCHITECT'S SIGN: RAMAN SIKKA — Digitally signed by RAMAN SIKKA Date: 2021.07.15 16:01:29 +05'30'

SCALE: 1:130 @A1

ISSUE DATE : Jan, 2021

DRAWING TITLE: **HOUSING TOWER- H2**
STILT, TYPICAL, TERRACE FLOOR PLAN (WITH AREA DIAGRAMS & CALCULATIONS)

DWG NO.: SG/A/H2/ 01

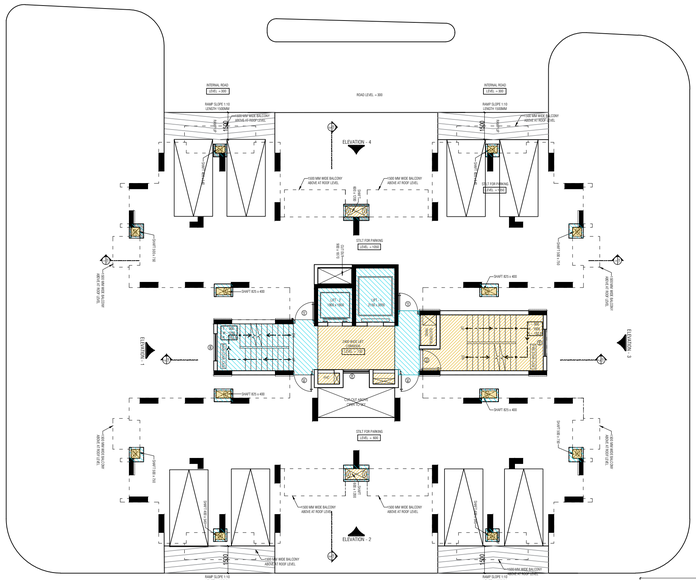

STILT LEVEL PLAN
TOWER-H2 = 16 FLOORS
TOWER-H3 = 24 FLOORS

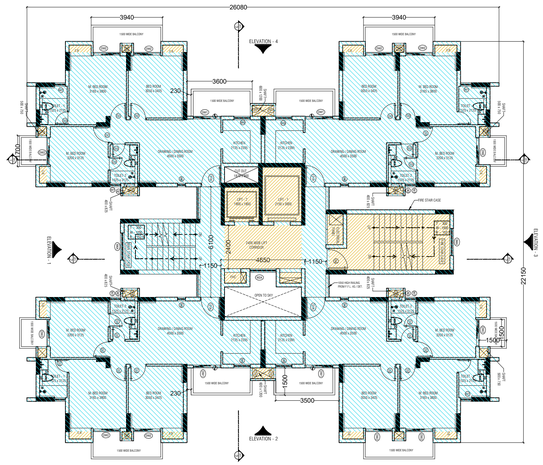

TYPICAL FLOOR PLAN
TOWER-H2 = 1ST TO 16TH FLOORS
TOWER-H3 = 1ST TO 24TH FLOORS

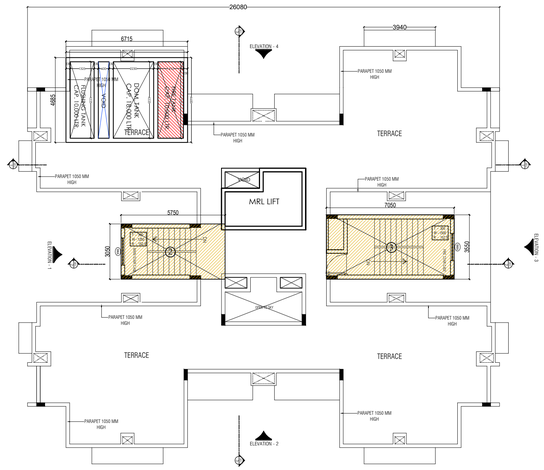

TERRACE FLOOR PLAN
TOWER-H2 TERRACE LVL = +51550 mm
TOWER-H3 TERRACE LVL = +75550 mm

NOTES:-

1. ALL BUILDING EXCLUDING BASEMENTS FULLY AIR CONDITIONED AS PER N.B.C. NORMS.
2. ALL BUILDING FULLY SPRINLERED AS PER N.B.C. NORMS.
3. ALL BASEMENTS ARE MECHANICALLY LIGHTED AND VENTILATED AS PER N.B.C. NORMS.
4. ALL TOILETS & CORRIDORS MECHANICALL LIGHTED & VENTILATED AS PER N.B.C. NORMS.
5. 100 % POWER BACKUP PROVIDED

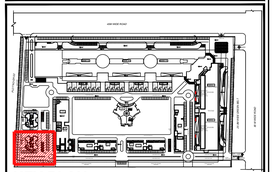

KEY PLAN

OPENING SCHEDULE

SL. NO.	NAME	SIZE	SILL LEVEL	LINTEL LEVEL	REMARKS
1.	D1	1100 x 2250	00	2250	LIFT LOBBY DOOR @ STILT
2.	FD	1200 x 2250	00	2250	FIRE STAIR DOOR
3.	W1	1275 x 1500	900	2400	LIFT LOBBY WINDOW @ STILT
4.	W2	1450 x 1500	900	2400	LIFT LOBBY WINDOW @ STILT
5.	W3	1775 x 1500	900	2400	LIFT LOBBY WINDOW @ STILT
6.	W4	1500 x 900	1390 FROM LANDING	2400	WIN. @ BASEMENT STAIR LAND.
7.	W4A	1500 x 1500	1000 FROM LANDING	2500	WINDOW @ STAIR LANDING
8.	OP1	550 x 2310	90 @ STILT & 100 @ TYP. FL.	2400	OPENING FOR LOUVER
9.	OP2	540 x 2310	90 @ STILT & 100 @ TYP. FL.	2400	OPENING FOR LOUVER
10.	OP3	825 x 2310	90	2400	OPENING FOR LOUVER @ STILT
11.	OP3a	825 x KKK	KK	2400	OPENING FOR LOUVER
12.	OP4	600 x 2310	90 @ STILT & 100 @ TYP. FL.	2400	OPENING FOR LOUVER
13.	D1A	1100 x 2250	00	2250	ENTRY DOOR OF UNIT
14.	D2	900 x 2250	00	2250	BED ROOM DOOR
15.	D3	750 x 2250	00	2250	TOILET DOOR
16.	DW1	1875 x 2400	00	2400	DINING BALCONY DOOR
17.	DW2	1500 x 2400	00	2400	BED ROOM BALCONY DOOR
18.	W5	900 x 1350	1050	2400	KITCHEN WINDOW
19.	W6	400 x 1500	900	2400	DRAWING / DINING WINDOW
20.	W7	600 x 1200	1200	3400	TOILET WINDOW
21.	W2A	1450 x 1350	900	2250	LIFT LOBBY WIN. @ TYP. FL.
22.	D1B	1100 x 2100	00	2100	MUMTY DOOR
23.	W1A	1275 x 1200	900	2100	WINDOW @ MUMTY
24.	W3A	1775 x 1200	900	2100	WINDOW @ MUMTY
	AD	600 x AS/DET.	KK	2400	ACCESS DOOR @ SHAFT

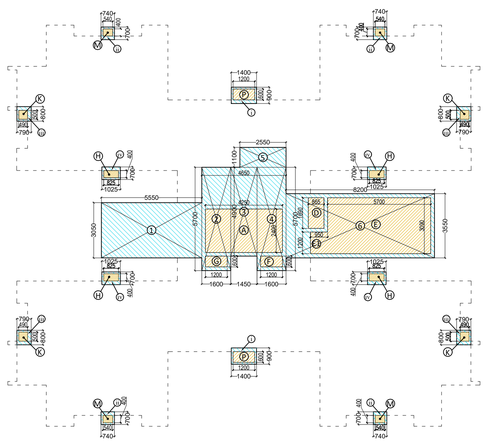

STILT/GROUND FLOOR AREA DETAIL PLAN
FOR TOWERS- H2 & H3

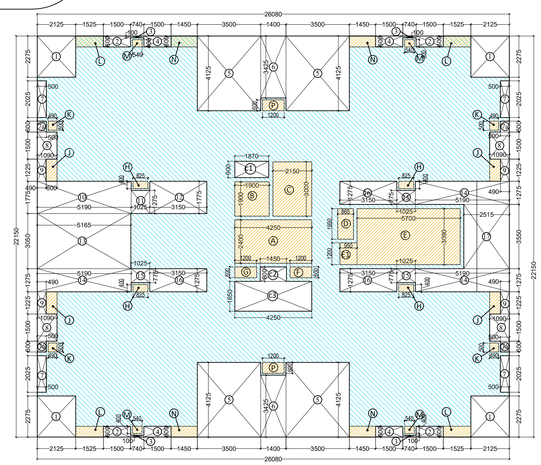

TYPICAL FLOOR AREA DETAIL PLAN
FOR TOWERS- H2 & H3

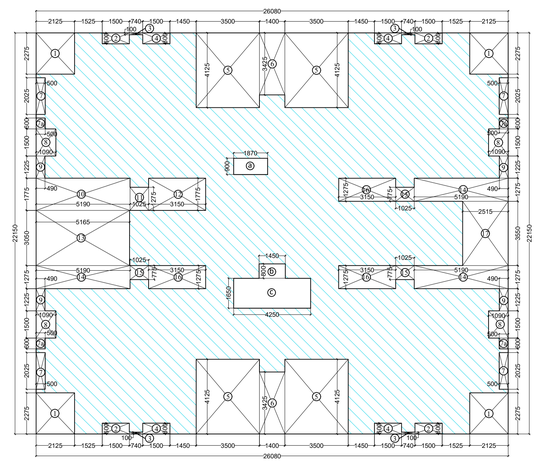

GROUND COVERAGE AREA DETAIL PLAN
FOR TOWERS- H2 & H3

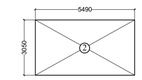

MUMTY
AREA DETAIL PLAN
FOR TOWERS-H2 & H3

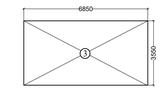

MUMTY
AREA DETAIL PLAN
FOR TOWERS-H2 & H3

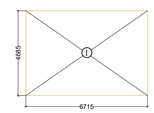

OVER HEAD TANK
AREA DETAIL PLAN
FOR TOWERS-H2 & H3

STILT/GROUND FLOOR AREA DETAIL IN F.A.R

ITEM	WIDTH	X	LENGTH	X	NO.	AREA
1	5.550	X	3.050	X	1	16.928
2	1.600	X	5.700	X	1	9.120
3	1.450	X	4.900	X	1	7.105
4	1.600	X	5.700	X	1	9.120
5	2.550	X	1.100	X	1	2.805
6	8.200	X	3.550	X	1	29.110
i	1.400	X	0.900	X	2	2.520
ii	0.740	X	0.700	X	4	2.072
iii	0.790	X	0.800	X	4	2.528
iv	1.025	X	0.700	X	4	2.870
TOTAL=(A1)						84.178
SERVICES AREA DETAIL IN F.A.R						
A	4.250	X	2.400	X	1	10.200
D	0.865	X	1.690	X	1	1.462
E	5.700	X	3.090	X	1	17.613
E1	0.950	X	1.200	X	1	1.140
F	1.200	X	0.600	X	1	0.720
G	1.200	X	0.600	X	1	0.720
H	0.825	X	0.400	X	4	1.320
K	0.490	X	0.500	X	4	0.980
M	0.540	X	0.400	X	4	0.864
P	1.200	X	0.600	X	2	1.440
TOTAL=(S1)						36.459
TOTAL FAR AREA = (A1-S1) = B1						47.719
STILT NON FAR AREA = T2-B1 = T2						336.658

MUMTY+MACHINE ROOM SERVICE FAR

ITEM	WIDTH	X	LENGTH	X	NO.	AREA
1	6.715	X	4.685	X	1	31.460
2	5.750	X	3.050	X	1	17.538
3	7.050	X	3.550	X	1	25.028
TOTAL						74.025

GROUND COVERAGE AREA DETAILS

26.080	X	22.150				577.672
		AREA (X1)				577.672
DEDUCTIONS						
ITEM	WIDTH	X	LENGTH	X	NO.	AREA
1	2.125	X	2.275	X	4	19.338
2	1.500	X	0.600	X	4	3.600
3	0.740	X	0.100	X	4	0.296
4	1.500	X	0.600	X	4	3.600
5	3.500	X	4.125	X	4	57.750
6	1.400	X	3.425	X	2	9.590
7	0.500	X	2.025	X	4	4.050
7a	0.500	X	0.600	X	4	1.200
8	1.090	X	1.500	X	4	6.540
9	0.490	X	1.225	X	4	2.401
10	5.190	X	1.775	X	1	9.212
11	1.025	X	1.275	X	1	1.307
12	3.150	X	1.775	X	1	5.591
13	5.165	X	3.050	X	1	15.753
14	5.190	X	1.275	X	3	19.852
15	1.025	X	0.775	X	3	2.383
16	3.150	X	1.275	X	3	12.049
17	2.515	X	3.550	X	1	8.928
TOTAL(D1)						183.440
TOTAL AREA = X1-D1 = T1						394.232
CUTOUT AREA DETAILS						
ITEM	WIDTH	X	LENGTH		NO.	AREA
a	1.870	X	0.900	X	1	1.683
b	1.450	X	0.800	X	1	1.160
c	4.250	X	1.650	X	1	7.013
TOTAL---- (C1)						9.856
GROUND COVERAGE AREA =T1-C1 = T2						384.377

FLOORS	HOUSING TOWER H3			
	RESIDENDIAL AREAS (10%)			TOTAL BUILT UP AREA
	F.A.R AREA	15% SERVICE AREA	NON FAR AREA	
BASEMENT-1 FLOOR				
GROUND/STILT/FIRE-STAIRCASE/ GUARD ROOM/METER ROOM	47.719	36.459	336.658	420.836
1st FLOOR	327.778	56.599		384.377
2nd FLOOR	327.778	56.599		384.377
3rd FLOOR	327.778	56.599		384.377
4th FLOOR	327.778	56.599		384.377
5th FLOOR	327.778	56.599		384.377
6th FLOOR	327.778	56.599		384.377
7th FLOOR	327.778	56.599		384.377
8th FLOOR	327.778	56.599		384.377
9th FLOOR	327.778	56.599		384.377
10th FLOOR	327.778	56.599		384.377
11th FLOOR	327.778	56.599		384.377
12th FLOOR	327.778	56.599		384.377
13th FLOOR	327.778	56.599		384.377
14th FLOOR	327.778	56.599		384.377
15th FLOOR	327.778	56.599		384.377
16th FLOOR	327.778	56.599		384.377
17th FLOOR	327.778	56.599		384.377
18th FLOOR	327.778	56.599		384.377
19th FLOOR	327.778	56.599		384.377
20th FLOOR	327.778	56.599		384.377
21st FLOOR	327.778	56.599		384.377
22nd FLOOR	327.778	56.599		384.377
23rd FLOOR	327.778	56.599		384.377
24th FLOOR	327.778	56.599		384.377
MUMTY+MACHINE+OHT		48.077		48.077
TOTAL	7914.391	1442.912	336.658	9693.961
GROUND COVERAGE	384.377			

TYPICAL FLOOR AREA DETAIL IN F.A.R

26.080	X	22.150			577.672
		AREA (X)			577.672
DEDUCTIONS					
ITEM	WIDTH	X	LENGTH	X	NO.	AREA
1	2.125	X	2.275	X	4	19.338
2	1.500	X	0.600	X	4	3.600
3	0.740	X	0.100	X	4	0.296
4	1.500	X	0.600	X	4	3.600
5	3.500	X	4.125	X	4	57.750
6	1.400	X	3.425	X	2	9.590
7	0.500	X	2.025	X	4	4.050
7a	0.500	X	0.600	X	4	1.200
8	1.090	X	1.500	X	4	6.540
9	0.490	X	1.225	X	4	2.401
10	5.190	X	1.775	X	1	9.212
11	1.025	X	1.275	X	1	1.307
12	3.150	X	1.775	X	1	5.591
13	5.165	X	3.050	X	1	15.753
14	5.190	X	1.275	X	3	19.852
15	1.025	X	0.775	X	3	2.383
16	3.150	X	1.275	X	3	12.049
17	2.515	X	3.550	X	1	8.928
TOTAL (Y)						183.440
TYPICAL FLOOR AREA DETAIL =(X)-(Y)---(1)						394.232
CUTOUT AREA DETAILS						
ITEM	WIDTH	X	LENGTH		NO.	AREA
c1	1.870	X	0.900	X	1	1.683
c2	1.450	X	0.800	X	1	1.160
c3	4.250	X	1.650	X	1	7.013
TOTAL---- (2)						9.856
SERVICES AREA DETAILS						
A	4.250	X	2.400	X	1	10.200
B	1.900	X	1.900	X	1	3.610
C	2.150	X	3.000	X	1	6.450
D	0.865	X	1.690	X	1	1.462
E	5.700	X	3.090	X	1	17.613
E1	0.950	X	1.200	X	1	1.140
F	1.200	X	0.600	X	1	0.720
G	1.200	X	0.600	X	1	0.720
H	0.825	X	0.400	X	4	1.320
I	0.600	X	1.225	X	4	2.940
K	0.490	X	0.500	X	4	0.980
L	1.525	X	0.600	X	4	3.660
M	0.540	X	0.400	X	4	0.864
N	1.450	X	0.600	X	4	3.480
P	1.200	X	0.600	X	2	1.440
TOTAL ----(3)						56.599
TYPICAL FLOOR AREA DETAIL =1-(2+3) = T4						
NET TYPICAL FLOOR AREA DETAIL IN F.A.R =T4						327.778

MANOJ KUMAR SONAKAR
Digitally signed by MANOJ KUMAR SONAKAR
DN: c=IN, o=Personal, 2.5.4.20=6aae9ee0c64d7592d8c0ad4d22c45a534872e66f6864243bae270aa93cbdbe1e, postalCode=221002, st=UTTAR PRADESH, serialNumber=3d1c4e0c0901f27626e83642dffb9ba1138df5e9c2812b2227eb8407b0c041f3, cn=MANOJ KUMAR SONAKAR, l=VARANASI, title=9924, pseudonym=99242021040114595428 5, email=MANOJSONKAR@YAHOO.COM
Date: 2021.07.20 10:38:30 +05'30'

RAJESH SHARMA
Digitally signed by RAJESH SHARMA
DN: c=IN, o=Personal, postalCode=110092, st=DELHI, serialNumber=b50fd4ebae5916ccf5397d4ed98d8f825591655f5478ea41ef5b7e1659a499ae, cn=RAJESH SHARMA
Date: 2021.07.20 18:11:49 +05'30'

MEENA BHARGAVA
Digitally signed by MEENA BHARGAVA
Date: 2021.08.06 13:42:05 +05'30'

Sudheer Kumar
Digitally signed by Sudheer Kumar
DN: c=IN, st=Uttar Pradesh, 2.5.4.20=24da5a80d7858ad6ce4228c422005e78aa2fdb7cd0c1800599aebd73eb29e444, postalCode=201301, street=C59,sector 26,Noida,Noida,Gautam Buddha Nagar,Gautam Buddha Nagar, pseudonym=db5f098b47fde533f6e1114603d22777, serialNumber=dee4d570101ea485eacf4cbfc4a2d4e078c9214cf1bab4eec2081188a201a910, o=Personal, cn=Sudheer Kumar, title=2152
Date: 2021.07.28 18:19:21 +05'30'

STAGE: SUBMISSION DRAWING

PROJECT: PROPOSED BUILDING PLAN FOR M/S OCEAN INFRAHEIGHTS PVT. LTD. (FORMERLY M/S U.Y. INDUSTRIES PVT. LTD.) ON PLOT NO. -11, SECTOR-TECHZONE - IV, GREATER NOIDA.

ARCHITECT: SIKKA ASSOCIATES ARCHITECTS
URBAN DESIGN / MASTERPLAN | ARCHITECTURE | INTERIORS | ENGINEERING | PROJECT MANAGEMENT
A: A-2/1, AFRICA AVENUE, SAFDARJUNG ENCLAVE, NEW DELHI, INDIA 110 029
T: +91.11.4322.5230 | F: +91.11.2629.4481 | E: saa@saandia.net | W: www.saandia.net

OWNER'S SIGN: RAKESH Kumar MAHALWAL
Digitally signed by RAKESH Kumar MAHALWAL
Date: 2021.07.15 17:44:09 +05'30'

ARCHITECT'S SIGN: RAMAN SIKKA
Digitally signed by RAMAN SIKKA
Date: 2021.07.15 16:17:12 +05'30'

SCALE 1:100

ISSUE DATE : Nov, 2019

DRAWING TITLE: HOUSING TOWER- H3
STILT , TYPICAL , TERRACE , TOP TERRACE FLOOR PLAN (WITH AREA DIAGRAMS & CALCULATIONS)

DWG NO. SG/A/H3/ 01

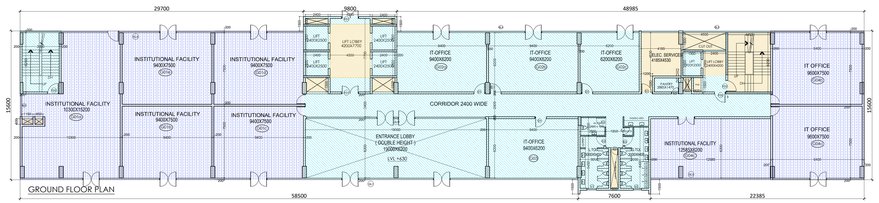

GROUND FLOOR PLAN

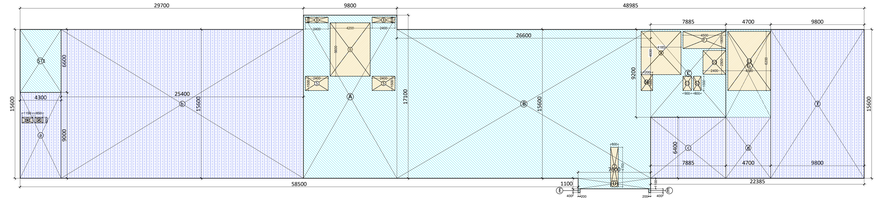

GROUND FLOOR AREA DETAIL

FLOORS	IT TOWER - 3					
	IT/ITES AREAS (75%)		INST. FACILITY AREAS (5%)		TOTAL FAR	TOTAL 15% SERVICE AREA	TOTAL BUILTUP AREA
	F.A.R AREA	15% SERVICE AREA	F.A.R. AREA	15% SERVICE AREA			
BASEMENT-1 FLOOR							
GROUND/STILT/FIRE-STAIRCASE/ GUARD ROOM/METER ROOM/	632.770	102.444	667.160	1.200	1299.930	103.644	1403.574
1st FLOOR	1153.392	124.294	0.000	0.000	1153.392	124.294	1277.686
2nd FLOOR	1271.192	124.294	0.000	0.000	1271.192	124.294	1395.486
3rd FLOOR	1271.192	124.294	0.000	0.000	1271.192	124.294	1395.486
4th FLOOR	1271.192	124.294	0.000	0.000	1271.192	124.294	1395.486
5th FLOOR	1271.192	124.294	0.000	0.000	1271.192	124.294	1395.486
6th FLOOR (Refuge Floor)	1178.190	217.294	0.000	0.000	1178.190	217.294	1395.484
7th FLOOR	1271.192	124.294	0.000	0.000	1271.192	124.294	1395.646
8th FLOOR	1271.192	124.294	0.000	0.000	1271.192	124.294	1395.486
9th FLOOR	1271.192	124.294	0.000	0.000	1271.192	124.294	1395.486
10th FLOOR (Refuge Floor)	1178.190	217.294	0.000	0.000	1178.190	217.294	1395.484
11th FLOOR	1059.592	124.294	0.000	0.000	1059.592	124.294	1183.886
12th FLOOR							
MUMTY+MACHINE+OHT	0.000	183.300	0.000	0.000	0.000	183.300	183.300
TOTAL	**14000.638**	**1838.978**	**667.160**	**1.200**	**14667.798**	**1840.178**	**16507.976**
GROUND COVERAGE					**1403.574**		

IT TOWER T3 TOILET FIXTURE CALCULATIONS

FLOORS	AREA	POPULATION			FIXTURES CALCULATIONS				
		POPULATION @ 10 SQ M / Person	MALE (2/3)	FEMALE (1/3)	Fixture Required for Male			Fixture Required for Female	
					WC @ 25	WB @ 25	UR AS NBC	WC @ 15	WB @ 25
GROUND FLOOR	814.030	81	54	27	2	2	2	2	1
1ST FLOOR	1153.300	115	77	38	4	4	4	3	2
2nd FLOOR	1271.100	127	85	42	4	4	4	3	2
3rd FLOOR	1271.100	127	85	42	4	4	4	3	2
4th FLOOR	1271.100	127	85	42	4	4	4	3	2
5th FLOOR	1271.100	127	85	42	4	4	4	3	2
6th FLOOR	1178.100	118	79	39	4	4	4	3	2
7th FLOOR	1271.100	127	85	42	4	4	4	3	2
8th FLOOR	1271.100	127	85	42	4	4	4	3	2
9th FLOOR	1271.100	127	85	42	4	4	4	3	2
10th FLOOR	1178.100	118	79	39	4	4	4	3	2
11th FLOOR	1059.500	106	71	35	3	3	4	3	2
	14180.93	**1418**	**945**	**473**	**45**	**45**	**46**	**35**	**23**
					Fixture Provided for Male			**Fixture Provided for Female**	
GROUND FLOOR					4	4	4	4	4
1ST FLOOR					4	4	4	4	4
2nd FLOOR					4	4	4	4	4
3rd FLOOR					4	4	4	4	4
4th FLOOR					4	4	4	4	4
5th FLOOR					4	4	4	4	4
6th FLOOR					4	4	4	4	4
7th FLOOR					4	4	4	4	4
8th FLOOR					4	4	4	4	4
9th FLOOR					4	4	4	4	4
10th FLOOR					4	4	4	4	4
11th FLOOR					4	4	4	4	4
					48	48	48	48	48

One Differently Abled Toilet Provided for Each Floor

GROUND COVERAGE DETAIL

FAR (IT)	632.776
SERVICE AREA (IT)	102.444
FAR (INSTITUTIONAL)	667.164
SERVICE AREA (INSTITUTIONAL)	1.200
TOTAL GROUND COVERAGE	**1403.586**

IT FAR AREA CALCULATION

A	9.800	X	17.100	X	1	167.580
B	26.600	X	15.600	X	1	414.960
C	7.885	X	9.200	X	1	72.542
D	7.600	X	1.100	X	1	8.360
E	0.200	X	0.400	X	2	0.160
G	4.700	X	9.200	X	1	43.240
511	4.300	X	6.600	X	1	28.380
			TOTAL (X)			**735.222**

IT SERVICE AREA

ITEM	WIDTH	X	LENGTH		NO.	AREA
3	2.400	X	0.600	X	2	2.880
5	2.400	X	1.500	X	2	7.200
6	4.200	X	5.600	X	1	23.520
7	0.800	X	4.150	X	1	3.320
8	4.185	X	4.530	X	1	18.958
10	2.400	X	2.500	X	1	6.000
11	0.900	X	1.500	X	1	1.350
12	0.800	X	1.500	X	1	1.200
13	4.500	X	6.200	X	1	27.900
14	1.200	X	1.680	X	1	2.016
			TOTAL (Y)			**102.444**
IT TOTAL COVERED FAR AREA = A+5T1-d					**T1**	**632.778**

INST FACILITY COVERED AREA (B)

a	4.300	X	9.000	=	38.700
b	25.400	X	15.600	=	396.240
c	7.885	X	6.400	=	50.464
d	4.700	X	6.400	=	30.080
F	9.800	X	15.600	=	152.880
	TOTAL (B)			=	**668.364**

INST. SERVICE AREA (S)

ITEM	WIDTH	X	LENGTH		NO.	AREA
1	1.150	X	0.600	X	1	0.690
2	0.850	X	0.600	X	1	0.510
			TOTAL---- (S)			**1.200**
TOTAL INST.FACILITY FAR AREA (B-S)					**T2**	**667.16**

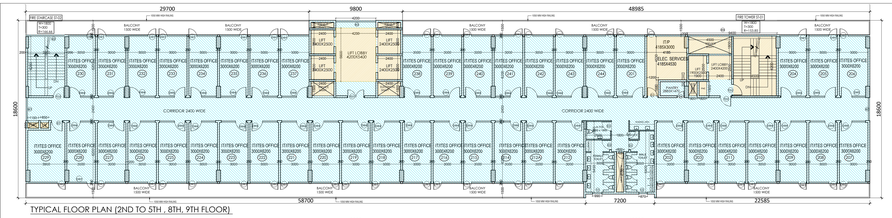

TYPICAL FLOOR PLAN (2ND TO 5TH , 8TH, 9TH FLOOR)

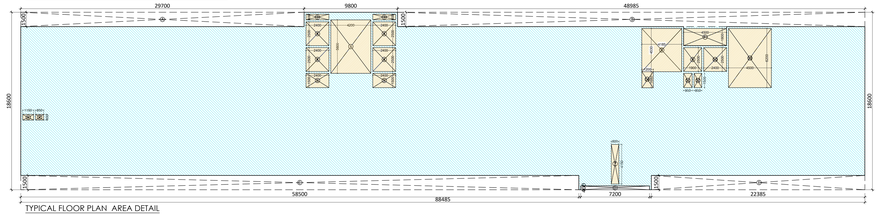

TYPICAL FLOOR PLAN AREA DETAIL

TYPICAL FLOOR FAR AREA

	88.485	X	18.600	(X)	1645.821
DEDUCTION					
A	29.700	X	1.500	X	1	44.550
B	48.985	X	1.500	X	1	73.478
C	58.500	X	1.500	X	1	87.750
D	7.200	X	0.400	X	1	2.880
E	22.385	X	1.500	X	1	33.578
TOTAL (Y)						**242.235**
TYPICAL FLOOR COVERED AREA = (X-Y) = (A)						**1403.586**

SERVICE FAR

ITEM	WIDTH	X	LENGTH		NO.	AREA
1	1.150	X	0.600	X	1	0.690
2	0.850	X	0.600	X	1	0.510
3	2.400	X	0.600	X	2	2.880
4	2.400	X	2.500	X	4	24.000
5	2.400	X	1.500	X	2	7.200
6	4.200	X	5.600	X	1	23.520
7	0.800	X	4.150	X	1	3.320
8	4.185	X	4.530	X	1	18.958
9	1.900	X	2.500	X	1	4.750
10	2.400	X	2.500	X	1	6.000
11	0.900	X	1.500	X	1	1.350
12	0.800	X	1.500	X	1	1.200
13	4.500	X	6.200	X	1	27.900
14	1.200	X	1.680	X	1	2.016
			TOTAL---- (B)			**124.294**

CUTOUT

ITEM	WIDTH	X	LENGTH		NO.	AREA
F	4.500	X	1.800	X	1	8.100
			TOTAL---- (C)			**8.100**
TYPICAL FLOOR COVERED FAR AREA = A-(B+C)						**1271.192**

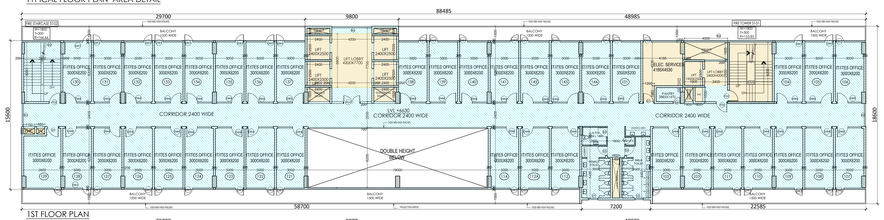

1ST FLOOR PLAN

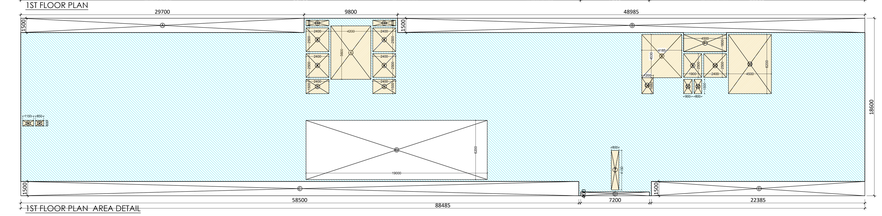

1ST FLOOR PLAN AREA DETAIL

1ST FLOOR FAR AREA

	88.485	X	18.600	(X)	1645.821
DEDUCTION					
A	29.700	X	1.500	X	1	44.550
B	48.985	X	1.500	X	1	73.478
C	58.500	X	1.500	X	1	87.750
D	7.200	X	0.400	X	1	2.880
E	22.385	X	1.500	X	1	33.578
G	19.000	X	6.200	X	1	117.800
TOTAL (Y)						**360.035**
1ST FLOOR COVERED AREA = (X-Y) = (A)						**1285.786**

SERVICE FAR

ITEM	WIDTH	X	LENGTH		NO.	AREA
1	1.150	X	0.600	X	1	0.690
2	0.850	X	0.600	X	1	0.510
3	2.400	X	0.600	X	2	2.880
4	2.400	X	2.500	X	4	24.000
5	2.400	X	1.500	X	2	7.200
6	4.200	X	5.600	X	1	23.520
7	0.800	X	4.150	X	1	3.320
8	4.185	X	4.530	X	1	18.958
9	1.900	X	2.500	X	1	4.750
10	2.400	X	2.500	X	1	6.000
11	0.900	X	1.500	X	1	1.350
12	0.800	X	1.500	X	1	1.200
13	4.500	X	6.200	X	1	27.900
14	1.200	X	1.680	X	1	2.016
			TOTAL---- (B)			**124.294**

CUTOUT

ITEM	WIDTH	X	LENGTH		NO.	AREA
F	4.500	X	1.800	X	1	8.100
			TOTAL---- (C)			**8.100**
1ST FLOOR COVERED FAR AREA = A-(B+C) =						**1153.392**

NOTES:-

1. ALL BUILDING EXCLUDING BASEMENTS FULLY AIR CONDITIONED AS PER N.B.C. NORMS.
2. ALL BUILDING FULLY SPRINLERED AS PER N.B.C. NORMS.
3. ALL BASEMENTS ARE MECHANICALLY LIGHTED AND VENTILATED AS PER N.B.C. NORMS.
4. ALL TOILETS & CORRIDORS MECHANICALLY LIGHTED & VENTILATED AS PER N.B.C. NORMS.
5. 100 % POWER BACKUP PROVIDED

MEENA BHARGAVA

Digitally signed by MEENA BHARGAVA
Date: 2021.08.06 13:52:45 +05'30'

Sudheer Kumar

Digitally signed by Sudheer Kumar
DN: c=IN, st=Uttar Pradesh, 2.5.4.20=24da5a80d7858ad6ce4228c422005e78aa2fdb7cd0c1800599aebd73eb29e444, postalCode=201301, street=C59, sector 26,Noida,Noida,Gautam Buddha Nagar,Gautam Buddha Nagar, pseudonym=db5f098b47de533fbe1114603d22777, serialNumber=dee4d570101ea485eacf4cbfc4a2d4e078c9214cf1bab4ecc2081188a201a910, o=Personal, cn=Sudheer Kumar, title=2152
Date: 2021.07.28 19:46:13 +05'30'

RAJESH SHARMA

Digitally signed by RAJESH SHARMA
DN: c=IN, o=Personal, postalCode=110092, st=DELHI, serialNumber=b50fd4ebae5916ccf5397d4ed98d8f825591655f5478ea41ef5b7e1659a499ae, cn=RAJESH SHARMA
Date: 2021.07.22 11:43:58 +05'30'

MANOJ KUMAR SONAKAR

Digitally signed by MANOJ KUMAR SONAKAR
DN: c=IN, o=Personal, 2.5.4.20=6aae96e0c64d7592d8c0ad4022c45a53487266f6864243bac270aa93bdbe1e, postalCode=221002, st=UTTAR PRADESH, serialNumber=3d1c4e0c0901f276 26e83642dffb9ba1138df5e9c281 2b22fc4e840f0b0341f1, cn=MANOJ KUMAR SONAKAR, l=VARANASI, title=9924, pseudonym=992420210401145954285, email=MANOJSONKAR@YAHOO.COM
Date: 2021.07.20 11:31:10 +05'30'

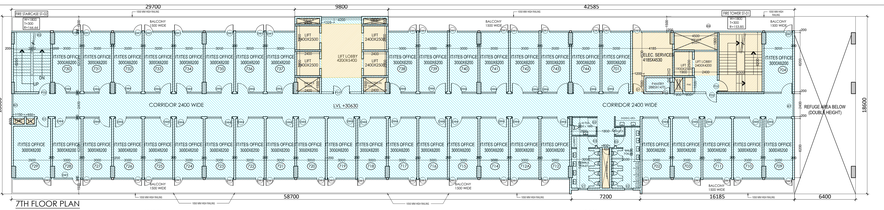

7TH FLOOR PLAN

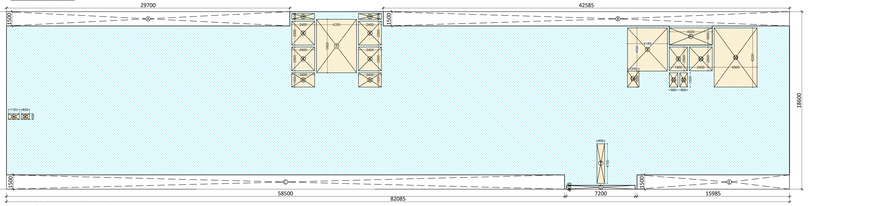

7TH FLOOR PLAN AREA DETAIL

7TH FLOOR FAR AREA

	82.085	X	18.600	(X)	1526.781
DEDUCTION					
A	29.700	X	1.500	X	1	44.550
B	42.585	X	1.500	X	1	63.878
C	58.500	X	1.500	X	1	87.750
D	7.200	X	0.400	X	1	2.880
E	15.985	X	1.500	X	1	23.978
TOTAL (Y)						**223.035**
7TH FLOOR COVERED AREA = (X-Y) = (A)						**1303.746**

SERVICE FAR

ITEM	WIDTH	X	LENGTH		NO.	AREA
1	1.150	X	0.600	X	1	0.690
2	0.850	X	0.600	X	1	0.510
3	2.400	X	0.600	X	2	2.880
4	2.400	X	2.500	X	4	24.000
5	2.400	X	1.500	X	2	7.200
6	4.200	X	5.600	X	1	23.520
7	0.800	X	4.150	X	1	3.320
8	4.185	X	4.530	X	1	18.958
9	1.900	X	2.500	X	1	4.750
10	2.400	X	2.500	X	1	6.000
11	0.900	X	1.500	X	1	1.350
12	0.800	X	1.500	X	1	1.200
13	4.500	X	6.200	X	1	27.900
14	1.200	X	1.680	X	1	2.016
			TOTAL---- (B)			**124.294**

CUTOUT

ITEM	WIDTH	X	LENGTH		NO.	AREA
F	4.500	X	1.800	X	1	8.100
			TOTAL---- (C)			**8.100**
7TH FLOOR COVERED FAR AREA = A-(B+C) =						**1171.352**

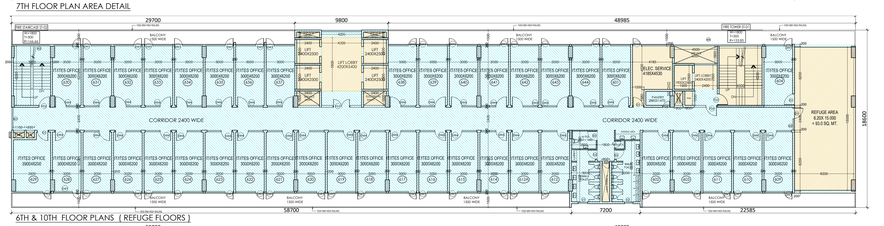

6TH & 10TH FLOOR PLANS [REFUGE FLOORS]

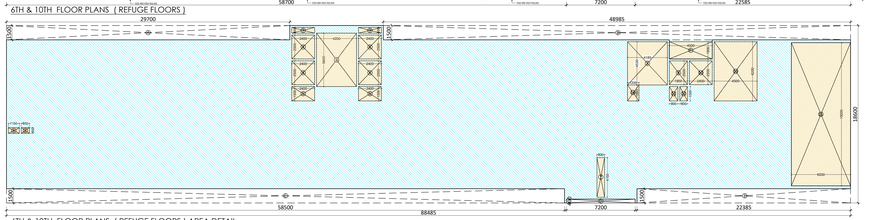

6TH & 10TH FLOOR PLANS [REFUGE FLOORS] AREA DETAIL

6TH & 10TH FLOOR FAR AREA (REFUGE FLOORS)

	88.485	X	18.600	(X)	1645.821
DEDUCTION					
A	29.700	X	1.500	X	1	44.550
B	48.985	X	1.500	X	1	73.478
C	58.500	X	1.500	X	1	87.750
D	7.200	X	0.400	X	1	2.880
E	22.385	X	1.500	X	1	33.578
TOTAL (Y)						**242.235**
6TH & 10TH FLOOR COVERED AREA = (X-Y) = (A)						**1403.586**

SERVICE FAR

ITEM	WIDTH	X	LENGTH		NO.	AREA
1	1.150	X	0.600	X	1	0.690
2	0.850	X	0.600	X	1	0.510
3	2.400	X	0.600	X	2	2.880
4	2.400	X	2.500	X	4	24.000
5	2.400	X	1.500	X	2	7.200
6	4.200	X	5.600	X	1	23.520
7	0.800	X	4.150	X	1	3.320
8	4.185	X	4.530	X	1	18.958
9	1.900	X	2.500	X	1	4.750
10	2.400	X	2.500	X	1	6.000
11	0.900	X	1.500	X	1	1.350
12	0.800	X	1.500	X	1	1.200
13	4.500	X	6.200	X	1	27.900
14	1.200	X	1.680	X	1	2.016
15	6.200	X	15.000	X	1	93.000
			TOTAL---- (B)			**217.294**

CUTOUT

ITEM	WIDTH	X	LENGTH		NO.	AREA
F	4.500	X	1.800	X	1	8.100
			TOTAL---- (C)			**8.100**
6TH & 10TH FLR COVERED FAR AREA = A-(B+C)						**1178.192**

REFUSE AREA CALCULATION 6TH FLOOR

=Total Floor Area (5th + 6th Floor)
=1271.1 +1271.1
= 2542.2 SQM.
= Population on two floor = @10sqm./person
= 2542.2 /10
= 254.32 person
Say = 255 person
= Refuse area required = 255 X 0.3 Sq/person
= 76.5 Sqm.
= Refuse area provided = 93 Sqm.
SAME FOR 10TH FLOOR (REFUGE AREA)

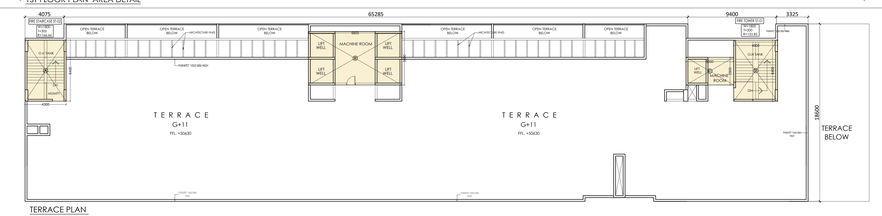

TERRACE PLAN

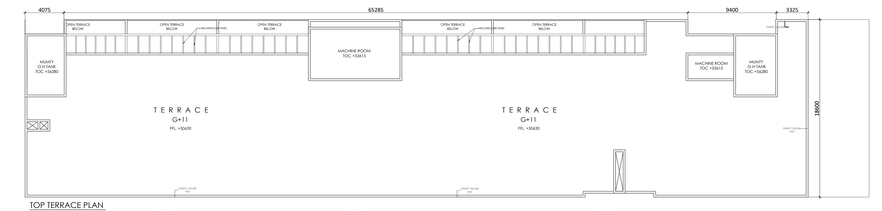

TOP TERRACE PLAN

MUMTY+MACHINE+O.H TANK ROOM SERVICES AREA

ITEM	WIDTH	X	LENGTH		NO.	AREA
A	4.300	X	6.400	X	2	55.040
B	9.800	X	5.600	X	1	54.880
C	5.000	X	2.900	X	1	14.500
D	4.600	X	6.400	X	2	58.880
			TOTAL			**183.300**

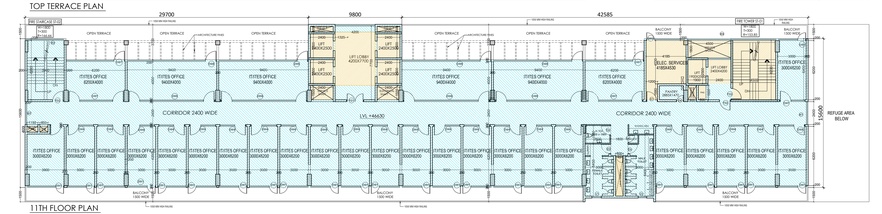

11TH FLOOR PLAN

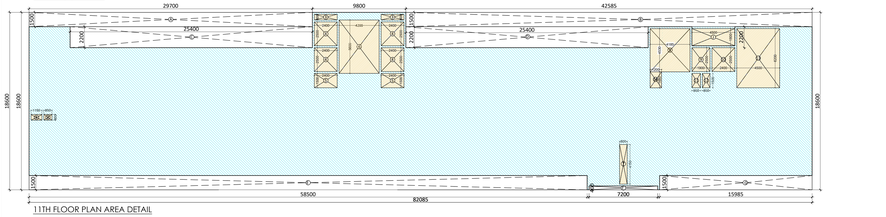

11TH FLOOR PLAN AREA DETAIL

11TH FLOOR FAR AREA

	88.085	X	18.600	(X)	1526.781
DEDUCTION					
A	29.700	X	1.500	X	1	44.550
B	42.585	X	1.500	X	1	63.878
C	25.400	X	2.200	X	1	55.880
D	25.400	X	2.200	X	1	55.880
E	58.500	X	1.500	X	1	87.750
F	7.200	X	0.400	X	1	2.880
G	15.985	X	1.500	X	1	23.978
TOTAL (Y)						**334.796**
11TH FLOOR COVERED AREA = (X-Y) = (A)						**1191.986**

SERVICE FAR

ITEM	WIDTH	X	LENGTH		NO.	AREA
1	1.150	X	0.600	X	1	0.690
2	0.850	X	0.600	X	1	0.510
3	2.400	X	0.600	X	2	2.880
4	2.400	X	2.500	X	4	24.000
5	2.400	X	1.500	X	2	7.200
6	4.200	X	5.600	X	1	23.520
7	0.800	X	4.150	X	1	3.320
8	4.185	X	4.530	X	1	18.958
9	1.900	X	2.500	X	1	4.750
10	2.400	X	2.500	X	1	6.000
11	0.900	X	1.500	X	1	1.350
12	0.800	X	1.500	X	1	1.200
13	4.500	X	6.200	X	1	27.900
14	1.200	X	1.680	X	1	2.016
			TOTAL---- (B)			**124.294**

CUTOUT

ITEM	WIDTH	X	LENGTH		NO.	AREA
F	4.500	X	1.800	X	1	8.100
			TOTAL---- (C)			**8.100**
11TH FLOOR COVERED FAR AREA = A-(B+C) =						**1059.592**

STAGE: **SUBMISSION DRAWING**

PROJECT: **PROPOSED BUILDING PLAN FOR M/S OCEAN INFRAHEIGHTS PVT. LTD. (FORMERLY M/S U.Y. INDUSTRIES PVT. LTD.) ON PLOT NO. -11, SECTOR-TECHZONE - IV, GREATER NOIDA.**

ARCHITECT: **SIKKA ASSOCIATES ARCHITECTS**
URBAN DESIGN | MASTERPLANS | ARCHITECTURE | INTERIORS | ENGINEERING | PROJECT MANAGEMENT
A: A-2/1, AFRICA AVENUE, SAFDARJUNG ENCLAVE, NEW DELHI, INDIA 110 029
T: +91.11.4323.5255 | P: +91.11.2629.4481 | E: saa@saindia.net | W: www.saindia.net

OWNER'S SIGN: RAKESH Kumar MAHALWAL — Digitally signed by RAKESH Kumar MAHALWAL Date: 2021.07.15 19:03:26 +05'30'

ARCHITECT'S SIGN: RAMAN SIKKA — Digitally signed by RAMAN SIKKA Date: 2021.07.15 16:34:43 +05'30'

SCALE: 1:150 A1

ISSUE DATE : April. 2019

DRAWING TITLE: **IT-TOWER-T3**
FLOOR PLANS & AREA CHARTS

DWG NO. GI/A/IT 3/ 01