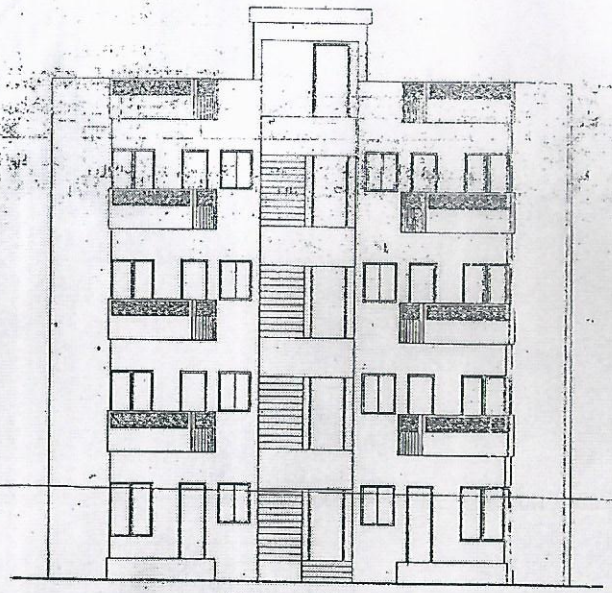

FRONT ELEVATION

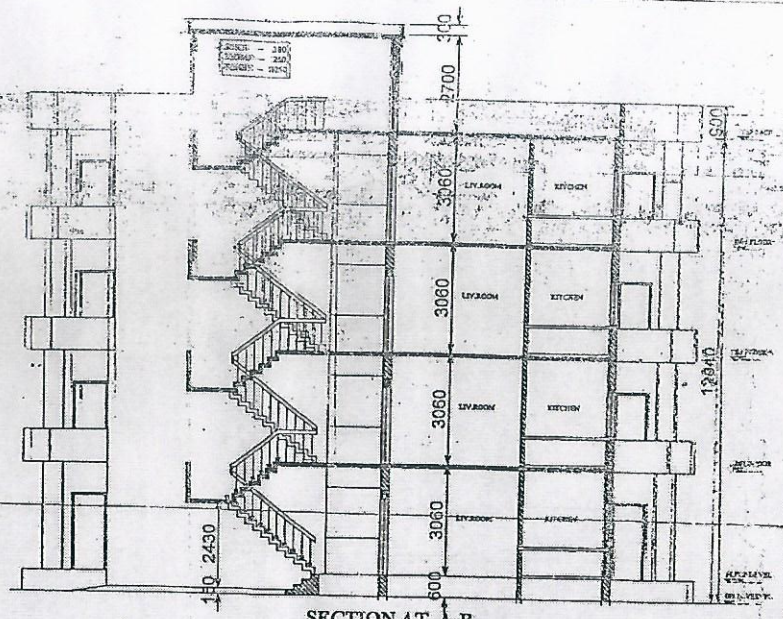

SECTION AT A-B

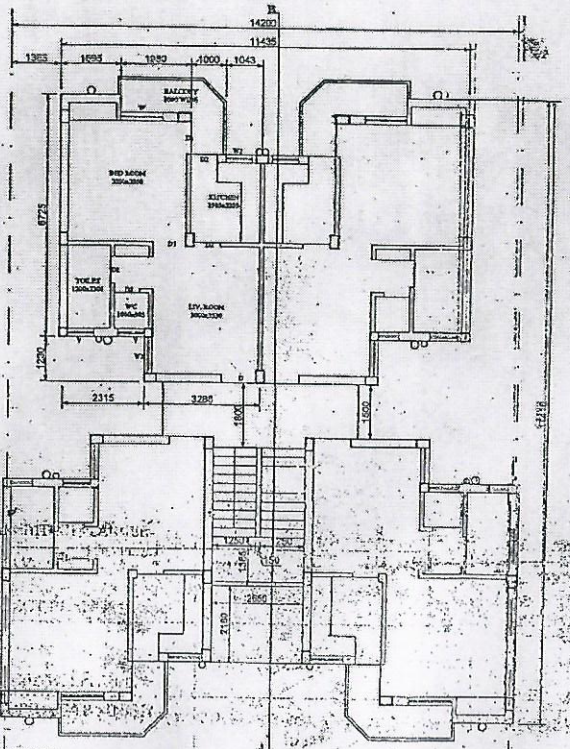

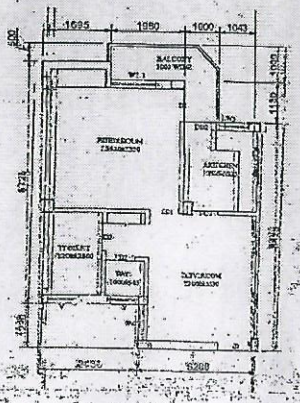

DOOR & WINDOWS SCHEDULE

S.NO.	TYPE	WIDTH	HEIGHT	REMARKS
1.	D	1000	2100	SINGLE SHUTTER
2.	D1	900	2100	SINGLE SHUTTER
3.	D2	750	2100	SINGLE SHUTTER
4.	W1	900	1000	CILL AT - 300
5.	W2	700	1000	CILL AT - 300
6.	W3	1000	1200	CILL AT - 900
7.	V	750	600	CILL AT - 1500

AREA STATEMENT

UNIT AREA	-	4835 SQ.M.(INCLD. HALF U. LOBBY)
CIRCULATION AREA	-	19.28 SQ.M. X = 4.82 SQ.M.
SUPER AREA	-	44.97 SQ.M.
BLOCK AREA	-	171.55 SQ.M.

UPAVP

ARCHITECTURE AND PLANNING UNIT--1
NEELGIRI COMPLEX, INDIRA NAGAR
LUCKNOW

DRG. TITLE :

NOTE:
1. COLUMN SHOWN ARE SYMBOLIC & SHALL BE PROVIDE AS PER STRUCTURE DESIGN.
2. ALL DIMENSIONS ARE IN MM.
3. ANY DISCREPANCY IN THE DRG. SHALL BE BROUGHT TO THE NOTICE OF A.P.–I.

निर्माण हेतु प्रमाणित
वास्तुविद नियोजक
इकाई- I

ARCHITECTURE & PLANNING UNIT-1
U.P.A.V.V.S. EVAM VIKAS PARISHAD, LUCKNOW.

HOUSE DESIGN
TYPE : F-45

SCALE : 1:200

DATE : 11th MARCH '2016

A.P.U. HEAD (I/M)	
SUBODH KUMAR ASST. ARCHITECT PLANNER	23.2.16
S.K. YADAV ARCHITECT PLANNER	24/2/16
CHIEF ARCHITECT PLANNER RUDRA PRATAP SINGH	