PRODUCED BY AN AUTODESK EDUCATIONAL PRODUCT

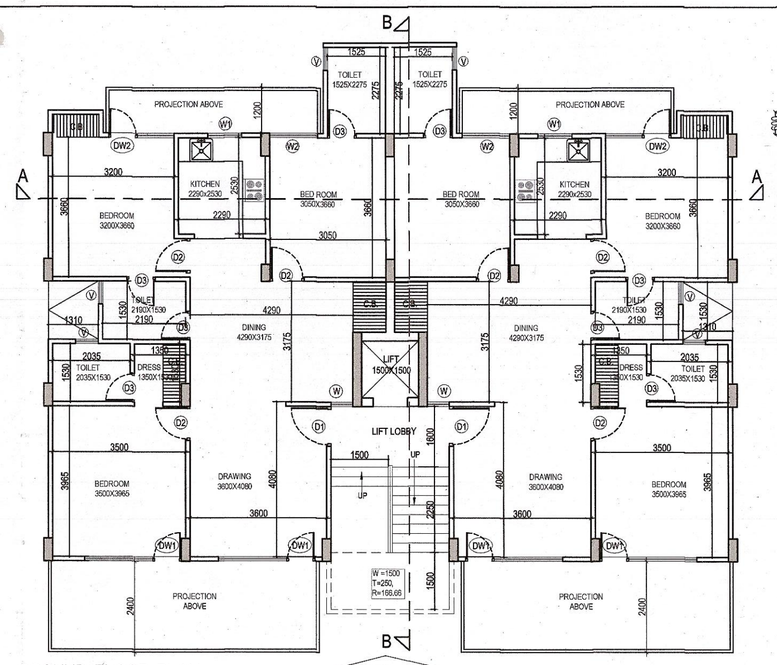

GROUND FLOOR PLAN
(BLOCK- 2-4, 6-8, 11-13, 15-17, 20,21,23, 24,27,28,30,31,33,35,36)

ELEVATION-A

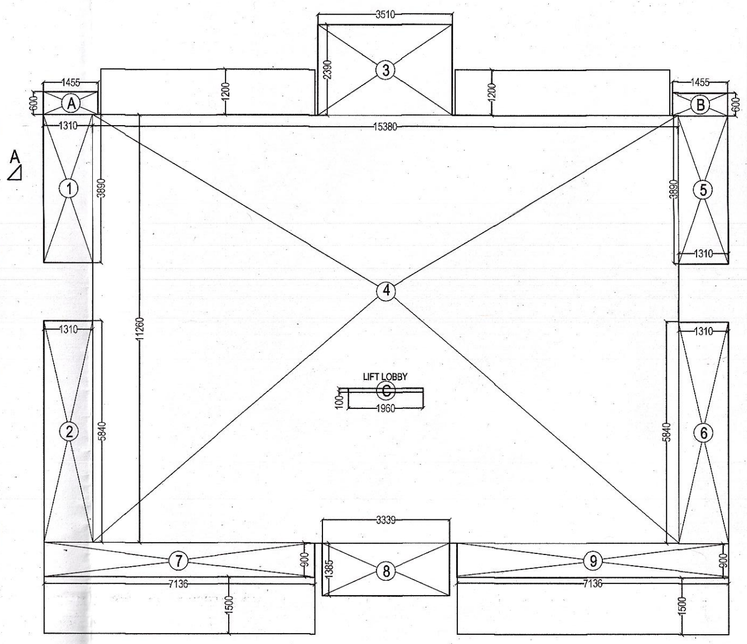

(BLOCK- 2-4, 6-8, 11-13, 15-17, 20,21,23, 24,27,28,30,31,33,35,36)
F.A.R. AREA CALCULATION DIAGRAM
GROUND FLOOR

(BLOCK- 2-4, 6-8, 11-13, 15-17, 20,21,23, 24,27,28,30,31,33,35,36)
GROUND FLOOR FAR CALCULATION

S.NO.	LENGTH	WIDTH	AREA (SQ.MT.)
1	1.310	3.890	5.096
2	1.310	5.840	7.650
3	3.510	2.390	8.389
4	15.380	11.260	173.179
5	1.310	3.890	5.096
6	1.310	5.840	7.650
7	7.136	0.900	6.422
8	3.339	1.385	4.625
9	7.136	0.900	6.422
	TOTAL AREA		**224.530**
Deduction Area			
C	0.100	1.960	0.196
	TOTAL FAR AREA		**224.334**
Part OF 5% Facility Area			
A	1.455	0.600	0.873
B	1.455	0.600	0.873
C	0.100	1.960	0.196
	TOTAL		**1.942**

AREA STATEMENT FOR BLOCK (1 TO 37) IN SQ. METRE

S.NO	PRTICULARS	TOTAL NO. OF UNITS	ALL FLOOR (F.A.R AREA)	NO. OF FLOORS	PART OF 5% FACILITY F.A.R.	
					LIFT LOBBY & CUP BOARD	MUMTY MACHINE ROOM AREA
1	BLOCK-1	10	**1121.415**	5	37.85	26.18
2	BLOCK-2	10	**1110.71**	5	37.85	26.18
3	BLOCK-3	10	**1110.71**	5	37.85	26.18
4	BLOCK-4	10	**1110.71**	5	37.85	26.18
5	BLOCK-5	10	**1121.415**	5	37.85	26.18
6	BLOCK-6	10	**1110.71**	5	37.85	26.18
7	BLOCK-7	10	**1110.71**	5	37.85	26.18
8	BLOCK-8	10	**1110.71**	5	37.85	26.18
9	BLOCK-9	10	**1121.415**	5	37.85	26.18
10	BLOCK-10	10	**1121.415**	5	37.85	26.18
11	BLOCK-11	10	**1110.71**	5	37.85	26.18
12	BLOCK-12	10	**1110.71**	5	37.85	26.18
13	BLOCK-13	10	**1110.71**	5	37.85	26.18
14	BLOCK-14	10	**1121.415**	5	37.85	26.18
15	BLOCK-15	10	**1110.71**	5	37.85	26.18
16	BLOCK-16	10	**1110.71**	5	37.85	26.18
17	BLOCK-17	10	**1110.71**	5	37.85	26.18
18	BLOCK-18	10	**1121.415**	5	37.85	26.18
19	BLOCK-19	10	**1121.415**	5	37.85	26.18
20	BLOCK-20	10	**1110.71**	5	37.85	26.18
21	BLOCK-21	10	**1110.71**	5	37.85	26.18
22	BLOCK-22	10	**1121.415**	5	37.85	26.18
23	BLOCK-23	10	**1110.71**	5	37.85	26.18
24	BLOCK-24	10	**1110.71**	5	37.85	26.18
25	BLOCK-25	10	**1056.036**	5	36.977	26.18
26	BLOCK-26	10	**1121.415**	5	37.85	26.18
27	BLOCK-27	10	**1110.71**	5	37.85	26.18
28	BLOCK-28	10	**1110.71**	5	37.85	26.18
29	BLOCK-29	10	**1121.415**	5	37.85	26.18
30	BLOCK-30	10	**1110.71**	5	37.85	26.18
31	BLOCK-31	10	**1110.71**	5	37.85	26.18
32	BLOCK-32	10	**1056.036**	5	36.977	26.18
33	BLOCK-33	10	**1110.71**	5	37.85	26.18
34	BLOCK-34	10	**1121.415**	5	37.85	26.18
35	BLOCK-35	10	**1110.71**	5	37.85	26.18
36	BLOCK-36	10	**1110.71**	5	37.85	26.18
37	BLOCK-37	10	**1121.415**	5	37.85	26.18
TOTAL PROPOSED		**370**	**41115.382**		**1398.704**	**968.66**
		TOTAL 5% FACILITY F.A.R. AREA			**2367.364**	

(BLOCK- 2-4, 6-8, 11-13, 15-17, 20,21,23, 24,27,28,30,31,33,35,36)

A	AREA STATEMENT (PROPOSED IN SQ. MT.)			
S. NO.	PARTICULARS	AREA sq.mt. Part of 5% facility F.A.R.	AREA sq.mt. (F.A.R)	UNITS
		1	2	3
1	GROUND FLOOR (PROPOSED)	1.942	224.334	02
2	1 st. FLOOR (PROPOSED)	2.432	221.594	02
3	2nd. FLOOR (PROPOSED)	2.432	221.594	02
4	3 rd. FLOOR (PROPOSED)	2.432	221.594	02
5	4 th. FLOOR (PROPOSED)	2.432	221.594	02
6	MUMTY	14.795	-------	-----
7	MACHINE ROOM	11.385	-------	-----
	TOTAL	37.85 SQ.MT.	1110.71	10

03

GROUND COVERAGE FOR 25 BLOCK = 2-4, 6-8, 11-13, 15-17, 20,21,23,24,27,28,30,31, 33,35,36
ALL BLOCK F.A.R.+5% FACILITY F.A.R.
=224.334X23 +1.942X23= **5204.348** SQ.MT.

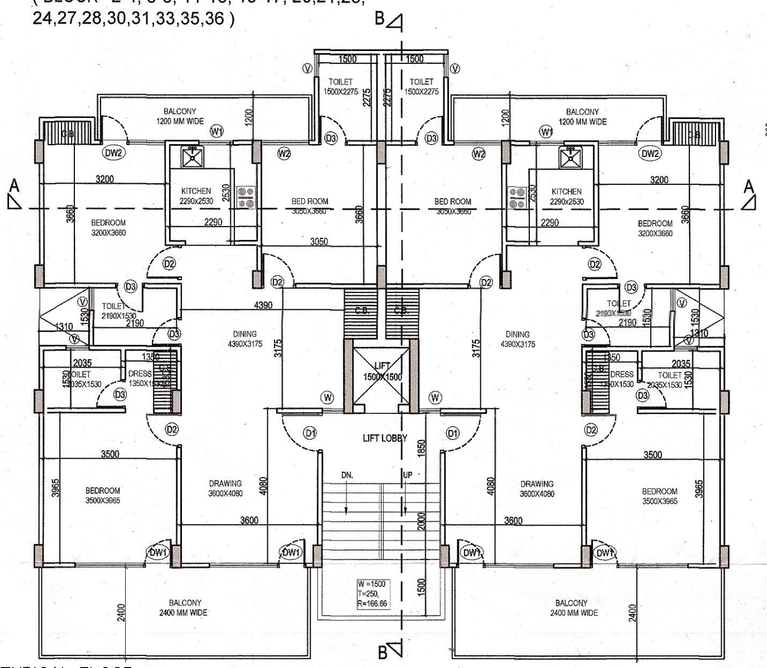

TYPICAL FLOOR
(IST TO 4TH FLOOR PLAN)
(BLOCK- 2-4, 6-8, 11-13, 15-17, 20,21,23, 24,27,28,30,31,33,35,36)

ELEVATION-A

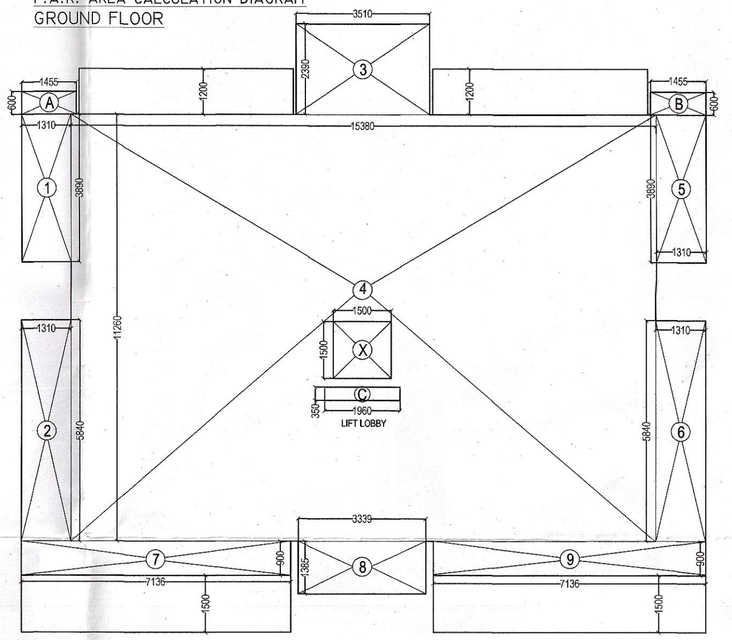

(BLOCK- 2-4, 6-8, 11-13, 15-17, 20,21,23, 24,27,28,30,31,33,35,36)
F.A.R. AREA CALCULATION DIAGRAM
TYPICAL FLOOR (IST TO 4TH FLOOR PLAN)

(BLOCK- 2-4, 6-8, 11-13, 15-17, 20,21,23, 24,27,28,30,31,33,35,36)
TYPICAL FLOOR FAR CALCULATION

S.NO.	LENGTH	WIDTH	AREA (SQMT.)
1	1.310	3.890	5.096
2	1.310	5.840	7.650
3	3.510	2.390	8.389
4	15.380	11.260	173.179
5	1.310	3.890	5.096
6	1.310	5.840	7.650
7	7.136	0.900	6.422
8	3.339	1.385	4.625
9	7.136	0.900	6.422
	TOTAL AREA		**224.530**
Deduction Area			
C	0.350	1.960	0.686
X	1.500	1.500	2.250
			2.936
TOTAL FAR AREA(after deduction)			**221.594**
Part OF 5% Facility Area			
A	1.455	0.600	0.873
B	1.455	0.600	0.873
C	0.350	1.960	0.686
	TOTAL		**2.432**

GROUND COVERAGE FOR ALL 39 BLOCKS= 1 TO 39=
5204.348+2741.004+324.306+452.552= **8722.210** SQ.MT.

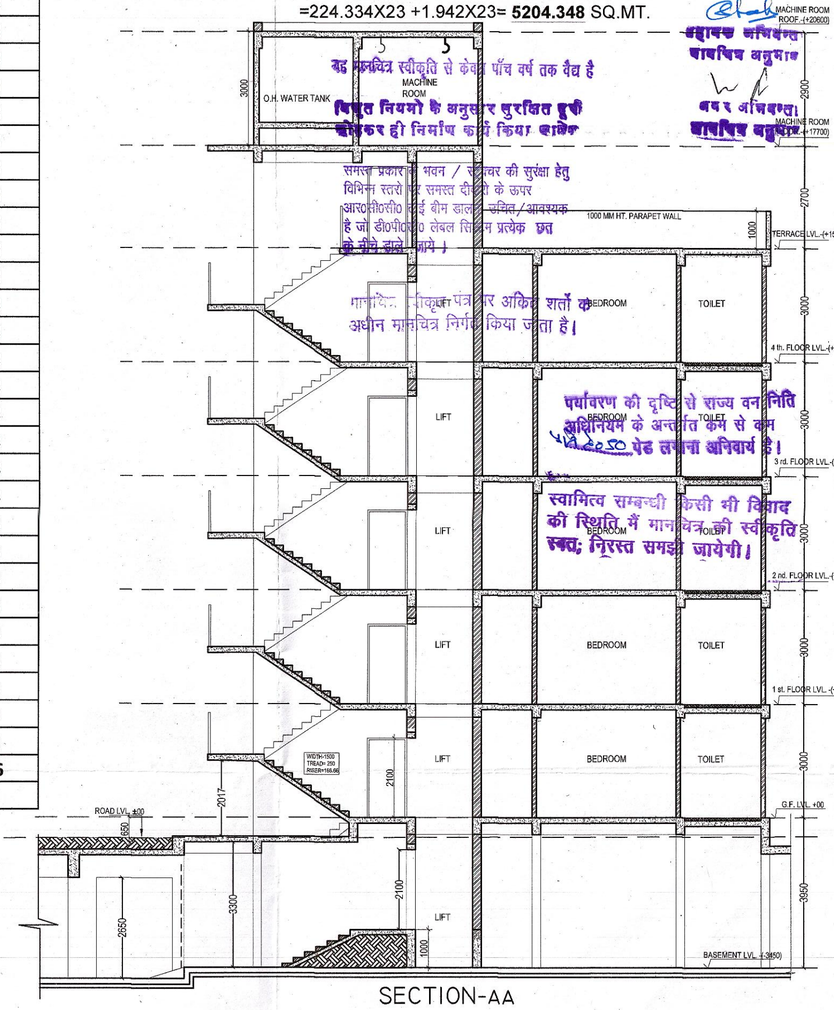

SECTION-AA

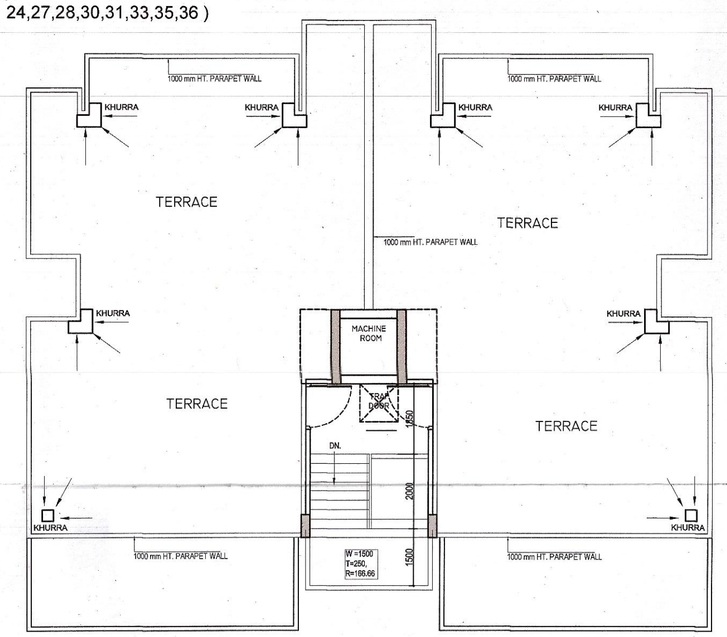

TERRACE FLOOR PLAN

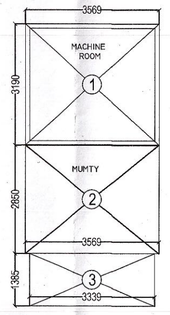

STAIRCASE MUMTY & MACHINE ROOM AREA

MUMTY & MACHINE ROOM ARAE STATEMENT			
S.NO	LENGTH	BREADTH	AREA IN(SQ.MT)
1	3.569	3.190	11.385
2	3.569	2.850	10.172
3	3.339	1.385	4.625
	TOTAL		**26.18**

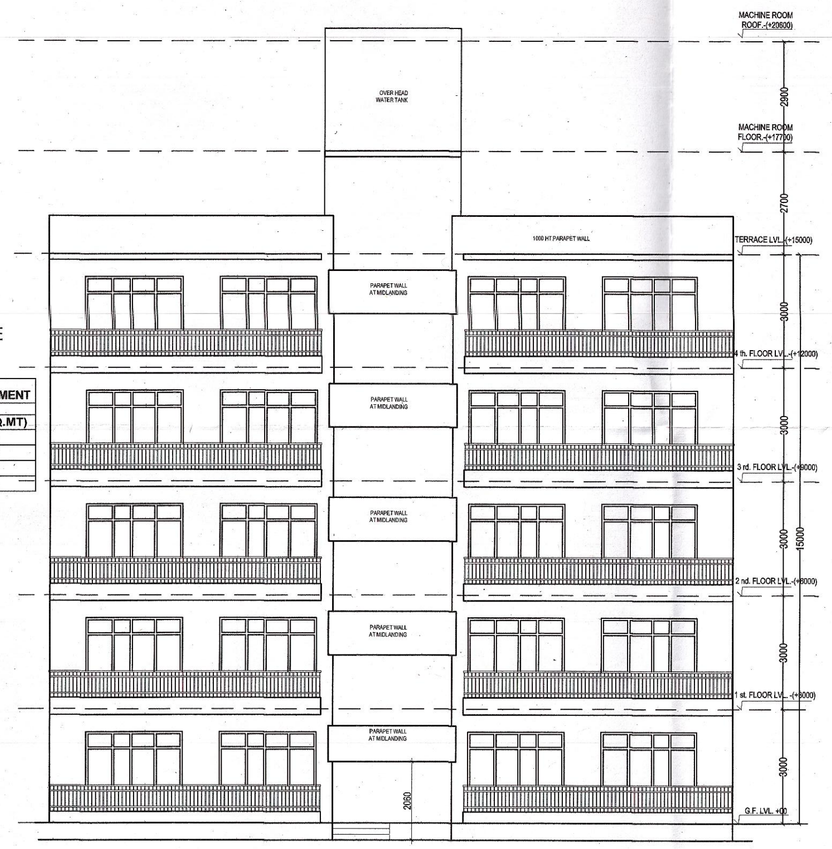

ELEVATION-A

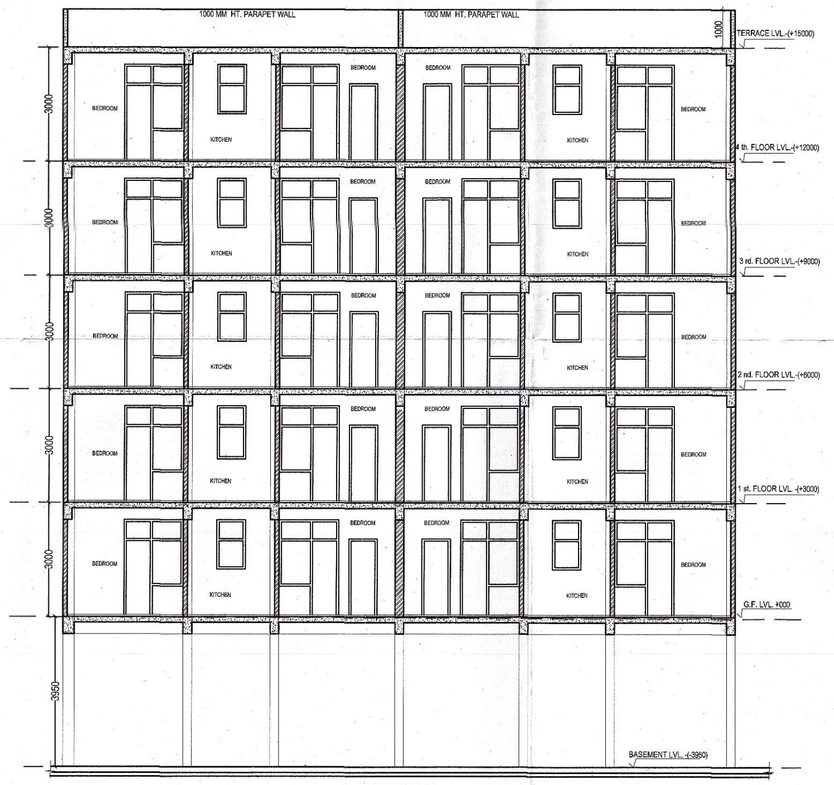

SECTION-BB

SCHEDULE OF DOOR & WINDOW			
TYPE	SIZE	CILL LVL.	LINTEL LVL.
D1	1050 X 2100	---------	2100
D2	900 X 2100	---------	2100
D3	750 X 2100	---------	2100
DW1	2500 X 2500	750 IN WIN. AREA	2500
DW2	1700 X 2500	750 IN WIN. AREA	2500
W	550X1750	750	2500
W1	900X1450	1050	2500
W2	1250X1750	750	2500
V	600 X 900	1400	2300

PROJECT TITLE
PROPOSED ROW HOUSING ON khasra no. 804,805,806,807,808,809,812,813, 814,815, 816 ,817, [redacted], 819, 820, 821, 838, 839, 840, 851,852 VILLAGE HARSOO NH-24 GHAZIABAD (U.P.)

OWNER :
M/S. PANCHSHEEL BUILDTECH PVT. LTD

DRAWING TITLE:-
(BLOCK- 2-4, 6-8, 11-13, 15-17, 20,21,23, 24,27,28,30,31,33,35,36)
FLOOR PLANS, ELEVATION, SECTIONS & AREA STATEMENT

DATE
DEALT

ARCHITECTS
GAURAV SINGLA
H/ 169 , SEC-63 , NOIDA (U.P)
PH : 0120-4777700, Mob: 9560098445 , 9971998445
e-mail : gsingla32@gmail.com,

OWNER'S SIGN
ARCHITECT'S SIGN.
ENGINEER'S SIGN
DWG. NO.-

PRODUCED BY AN AUTODESK EDUCATIONAL PRODUCT