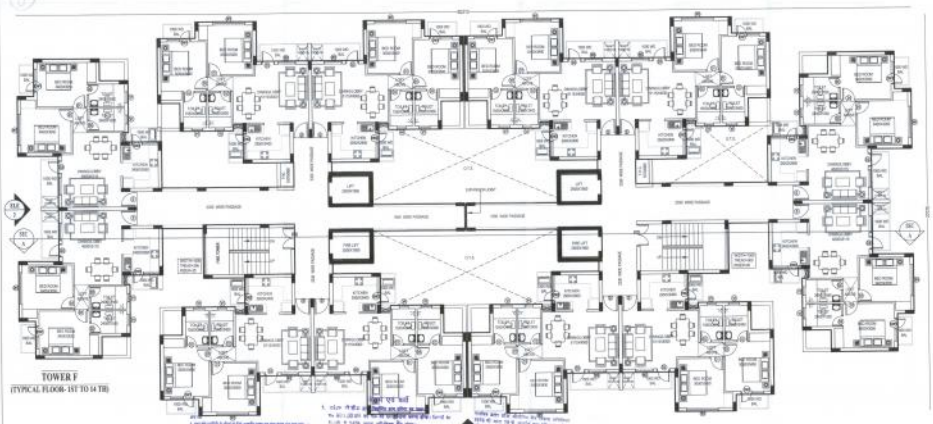

TOWER F
(TYPICAL FLOOR- 1ST TO 14 TH)

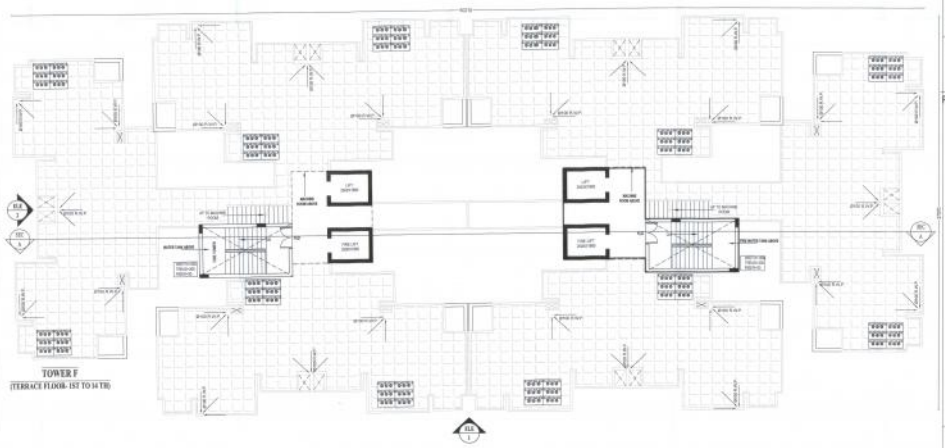

TOWER F
(TERRACE FLOOR- 1ST TO 14 TH)

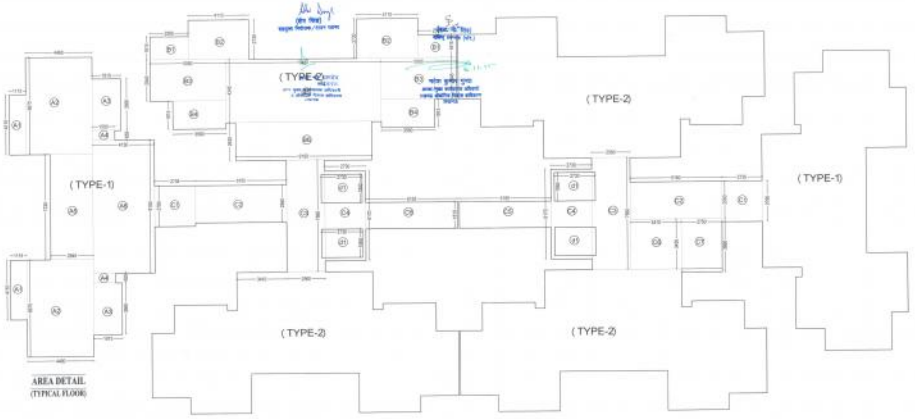

AREA DETAIL
(TYPICAL FLOOR)

AREA DETAIL (TYPICAL FLOOR)					
AREA OF TYPE -1					
Name	Type	Width(in mt.)	Length(in mt.)	No.	Area (in sq. mt.)
A1	Rectangle	1.115	4.110	2.0	9.17
A2	Rectangle	4.460	6.675	2.0	59.54
A3	Rectangle	1.915	3.560	2.0	13.63
A4	Rectangle	1.500	0.655	2.0	1.97
A5	Rectangle	2.845	7.230	1.0	20.57
A6	Rectangle	4.130	9.150	1.0	37.79
TOTAL (A)					142.66
AREA OF TYPE-2					
Name	Type	Width(in mt.)	Length(in mt.)	No.	Area (in sq. mt.)
B1	Rectangle	2.565	1.615	2.0	8.29
B2	Rectangle	4.110	2.730	2.0	22.44
B3	Rectangle	5.060	2.845	2.0	28.79
B4	Rectangle	3.560	1.915	2.0	13.64
B5	Rectangle	10.460	4.345	1.0	45.45
B6	Rectangle	9.150	2.630	1.0	24.07
TOTAL (B)					142.67
AREA OF CIRCULATION					
Name	Type	Width(in mt.)	Length(in mt.)	No.	Area (in sq. mt.)
C1	Rectangle	2.735	2.790	2.0	15.26
C2	Rectangle	6.160	2.560	2.0	31.54
C3	Rectangle	2.560	7.660	2.0	39.22
C4	Rectangle	2.730	6.170	2.0	33.69
C5	Rectangle	6.165	1.810	2.0	22.32
C6	Rectangle	3.410	3.430	1.0	11.70
C7	Rectangle	2.750	3.430	1.0	9.43
TOTAL (C)					163.15
DEDUCTIONS					
Name	Type	Width(in mt.)	Length(in mt.)	No.	Area (in sq. mt.)
d1	Rectangle	2.730	1.950	4.0	21.29
TOTAL (d)					21.29
Total F.A.R. Area on one floor (2*A+4*B+1*C)-d					997.85

SCHEDULE OF DOORS & WINDOWS

S.NO.	TYPE	WIDTH	SILL	LINTEL
01	D	1050	-	2100
02	D1	900	-	2100
03	D2	750	-	2100
04	D3	900	-	2550
05	FCD	1500	-	2100
06	DW1	1565	900	2550
07	DW2	1800	900	2550
08	W1	2135	900	2550
09	W2	1200	900	2550
10	V1	750	1200	2550

This drawing is a "COPYRIGHT" contents of this drawing or part thereof may not be used or reproduced without the permission of the Architect

NOTES

PROJECT

Revised Layout Plan for Group Housing at Village-Miranpur Pinwat , Kanpur Road , Lucknow

On Khasra No - 121P,122P,130,131,132,133,134, 135,136,137,138,139,140,141,142,143,144,145, 146,147,148,149,150,151,152,153,154,166,167, 178,179P,180,181,182,183,184,185P,185SA,186, 187SA,188SA,187P,188P,189,190,191,192,193, 194,195,196,197,198,199,200,201,202,203P, 203SA,204,205,206P,206SA,207,209,210,211, 212,213,214,215,216,217,218,219,220,220/701, 221,222,223,224,225,226,227,228,229,233SA ,236SA,239,240,248P,254P,259P,261,262,263, 264,265,266,267,268

at Village-Miranpur Pinwat Pargana-Bijnour, Tahsil & District-Lucknow

KEY PLAN
N.T.S.

SUBMISSION DRAWING OF CLUSTER -2 (GOLD FINCH STATE) ON KHASRA NO. 195,196P,194P,193P,192P,188,216P,217P

DESIGNED BY

RAD
RUDRABHISHEK ARCHITECTS AND DESIGNERS
A-6,Sector 58,Noida

DRAWING TITLE

FLOOR PLAN
(CLUSTER-2 -tower-F)

DEALT BY	CHECKED BY	NORTH
GEETA	RAJENDRA	N
SCALE	DATE	DRAWING NUMBER
1:100	JAN.-2015	80 ACRE/SUB.-01/CL-2/10

यह मानचित्र तीव्र महायोजना-2031 तथा भवन विनियमावली 2008 एवं समय शासनादेश के अनुसार तैयार किया गया है।

Land Owner: FOUR LEAF DEVELOPERS PRIVATE LIMITED

Developed By:
M/S PAARTH INFRA BUILD PVT.LTD., PLOT NO. 73, GROUND FLOOR, PATPARGANJ, INDUSTRIAL AREA , NEW DELHI-110092

Signature

ARCHITECT
REPL
RUDRABHISHEK ENTERPRISES PVT. LTD.
TOWN & COUNTRY PLANNERS, ARCHITECTS & INTERIOR DESIGNERS, SURVEY CIVIC, SERVICES DESIGNERS, GROUND FLOOR, YUVA BHAWAN, YMCA COMPLEX, 13,RANA PRATAP MARG LUCKNOW CALL.-(0522) 2289185

Signature

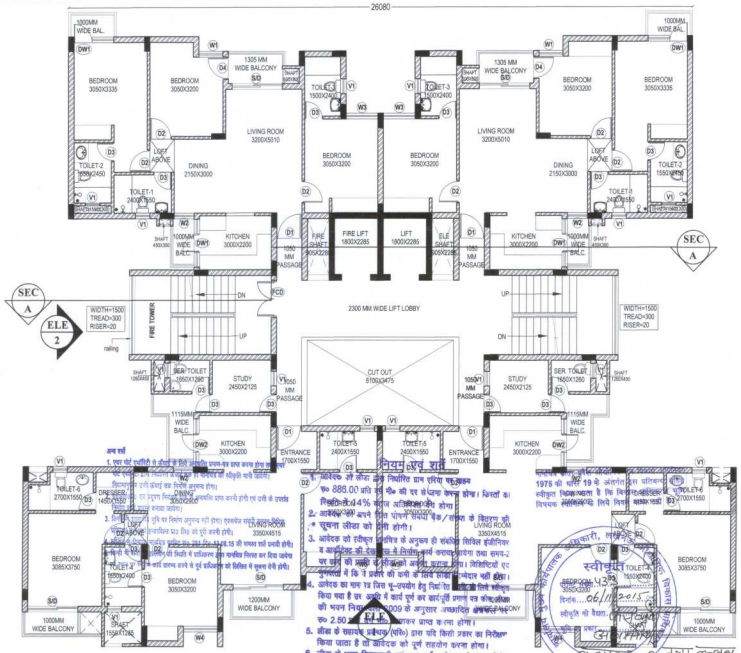

TOWER A,B,C &D
(TYPICAL FLOOR- 1ST TO 14 TH)

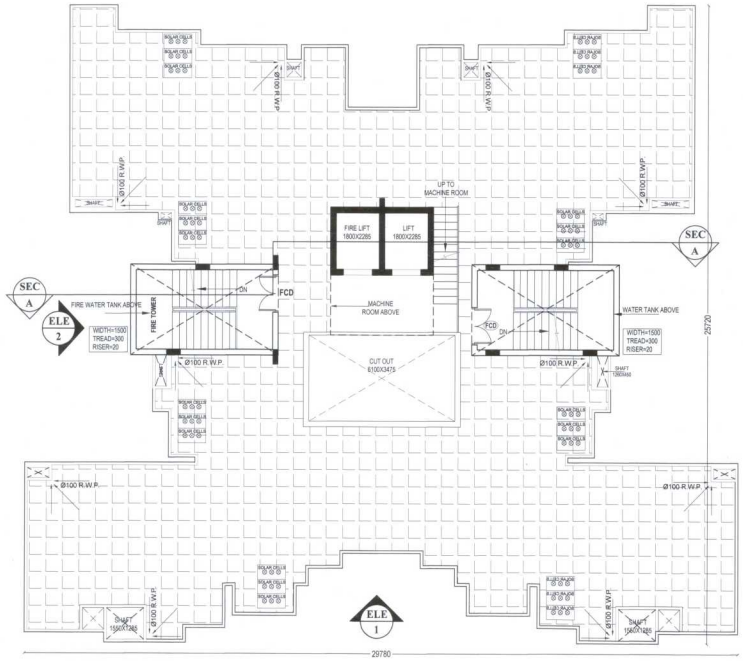

TOWER A,B,C &D
(TERRACE PLAN)

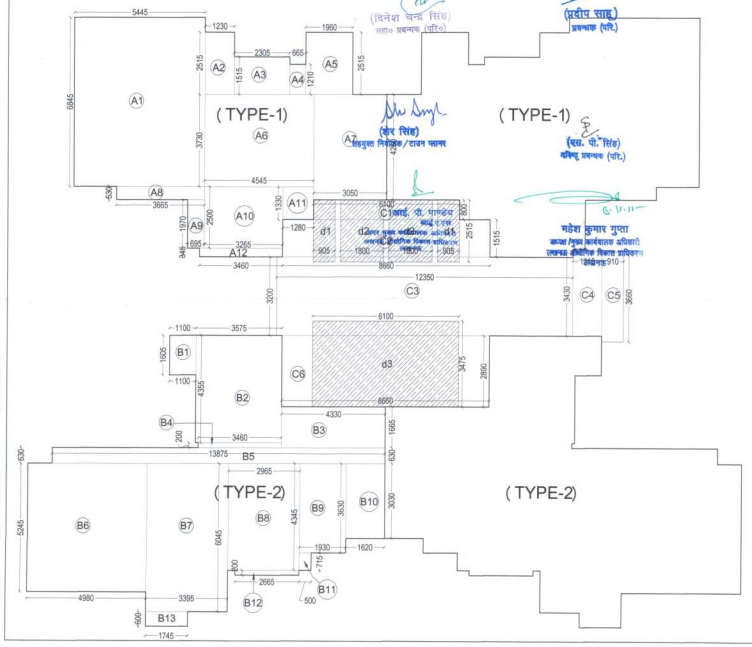

AREA DETAIL (TYPICAL FLOOR)					
AREA OF TYPE -1					
Name	Type	Width(in mt.)	Length(in mt.)	No.	Area (in sq. mt.)
A1	Rectangle	5.445	6.845	1.0	37.27
A2	Rectangle	1.230	2.515	1.0	3.09
A3	Rectangle	2.305	1.515	1.0	3.49
A4	Rectangle	0.655	1.210	1.0	0.79
A5	Rectangle	1.960	2.515	1.0	4.93
A6	Rectangle	4.545	3.730	1.0	16.95
A7	Rectangle	3.050	4.260	1.0	12.99
A8	Rectangle	3.665	0.530	1.0	1.94
A9	Rectangle	0.695	1.970	1.0	1.37
A10	Rectangle	3.265	2.500	1.0	8.16
A11	Rectangle	1.280	1.330	1.0	1.70
A12	Rectangle	3.460	0.345	1.0	1.19
TOTAL (A)					93.89
AREA OF TYPE-2					
Name	Type	Width(in mt.)	Length(in mt.)	No.	Area (in sq. mt.)
B1	Rectangle	1.100	1.605	1.0	1.77
B2	Rectangle	3.575	4.355	1.0	15.57
B3	Rectangle	4.330	1.665	1.0	7.21
B4	Rectangle	3.460	0.200	1.0	0.69
B5	Rectangle	13.875	0.630	1.0	8.74
B6	Rectangle	4.980	5.245	1.0	26.12
B7	Rectangle	3.395	6.045	1.0	20.52
B8	Rectangle	2.965	4.345	1.0	12.88
B9	Rectangle	1.930	3.630	1.0	7.01
B10	Rectangle	1.620	3.030	1.0	4.91
B11	Rectangle	0.500	0.715	1.0	0.36
B12	Rectangle	2.665	0.200	1.0	0.53
B13	Rectangle	1.745	0.600	1.0	1.05
TOTAL (B)					107.36
AREA OF CIRCULATION					
Name	Type	Width(in mt.)	Length(in mt.)	No.	Area (in sq. mt.)
C1	Rectangle	6.100	0.800	1.0	4.88
C2	Rectangle	8.660	1.515	1.0	13.12
C3	Rectangle	12.350	3.200	1.0	39.52
C4	Rectangle	1.215	3.430	1.0	4.17
C5	Rectangle	0.910	3.660	1.0	3.33
C6	Rectangle	8.660	2.890	1.0	25.03
TOTAL (C)					90.05
DEDUCTIONS					
Name	Type	Width(in mt.)	Length(in mt.)	No.	Area (in sq. mt.)
d1	Rectangle	0.905	2.515	2.0	4.55
d2	Rectangle	1.800	2.515	2.0	9.05
d3	Rectangle	6.100	3.475	1.0	21.20
TOTAL (d)					34.80
Total F.A.R. Area on one floor (2*A+2*B+1*C)-d					457.74

SCHEDULE OF DOORS & WINDOWS

S.NO.	TYPE	WIDTH	HIGHT	SILL	LINTEL
01	D1	1050	2100	-	2100
02	D2	900	2100	-	2100
03	D3	750	2100	-	2100
04	D4	900	2550	-	2100
05	FCD	1500	2100	-	2100
06	DW1	1650	2550	900	2550
07	DW2	1950	2550	900	2550
08	SD	2100	2550	900	2550
09	W1	1000	2550	900	2550
10	W2	900	2550	900	2550
11	W3	1320	2550	900	2550
12	W4	1420	2550	900	2550
13	W5	1500	2550	900	2550
14	V1	600	950	1500	2550

This drawing is a "COPYRIGHT" contents of this drawing or part thereof may not be used or reproduced without the permission of the Architect

NOTES

PROJECT

Revised Layout Plan for Group Housing at Village-Miranpur Pinwat , Kanpur Road , Lucknow

On Khasra No - 121P,122P,130,131,132,133,134, 135,136,137,138,139,140,141,142,143,144,145, 146,147,148,149,150,151,152,153,154,166,167, 178,179P,180,181,182,183,184,185P,185SA,186, 187SA,188SA,187P,188P,189,190,191,192,193, 194,195,196,197,198,199,200,201,202,203P, 203SA,204,205,206P,206SA,207,209,210,211, 212,213,214,215,216,217,218,219,220,220/701, 221,222,223,224,225,226,227,228,229,233SA ,236SA,239,240,248P,254P,259P,261,262,263, 264,265,266,267,268

at Village-Miranpur Pinwat Pargana-Bijnour, Tahsil & District-Lucknow

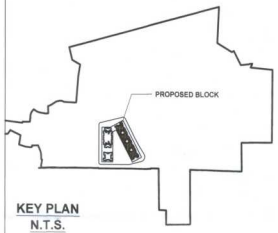

KEY PLAN
N.T.S.

SUBMISSION DRAWING OF CLUSTER -2 (GOLD FINCH STATE) ON KHASRA NO. 195,196P,194P,193P,192P,188,216P,217P

DESIGNED BY

RAD
RUDRABHISHEK ARCHITECTS AND DESIGNERS
A-6,Sector 58,Noida

DRAWING TITLE

FLOOR PLANS & AREA CALCULATION
(CLUSTER-2 -Tower A,B,C & D)

DEALT BY	CHECKED BY	NORTH N
GEETA	RAJENDRA	
SCALE	DATE	DRAWING NUMBER
1:100	JAN.-2015	80 ACRE/SUB.-01/CL-2/04

यह मानचित्र लीडा महायोजना–2031 तथा भवन विनिमावली 2009 एवं सम्यक शासनादेश के अनुरूप तैयार किया गया है।

Land Owner: FOUR LEAF DEVELOPERS Private Limited

Developed By:
M/S PAARTH INFRA BUILD PVT.LTD., PLOT NO. 73, GROUND FLOOR, PATPARGANJ, INDUSTRIAL AREA , NEW DELHI-110092

Signature

CONSULTANTS

REPL
RUDRABHISHEK ENTERPRISES PVT. LTD
TOWN & COUNTRY PLANNERS.
ARCHITECTS & INTERIOR DESIGNERS.
SURVEY CIVIC SERVICES DESIGNERS.
GROUND FLOOR, YUVA BHAWAN,
YMCA COMPLEX, 13 RANA PRATAP MARG LUCKNOW.
CALL : (0522) 2206185

VINDESH KUMAR
Architect
Regd. No. : CA/2005/35401
Signature