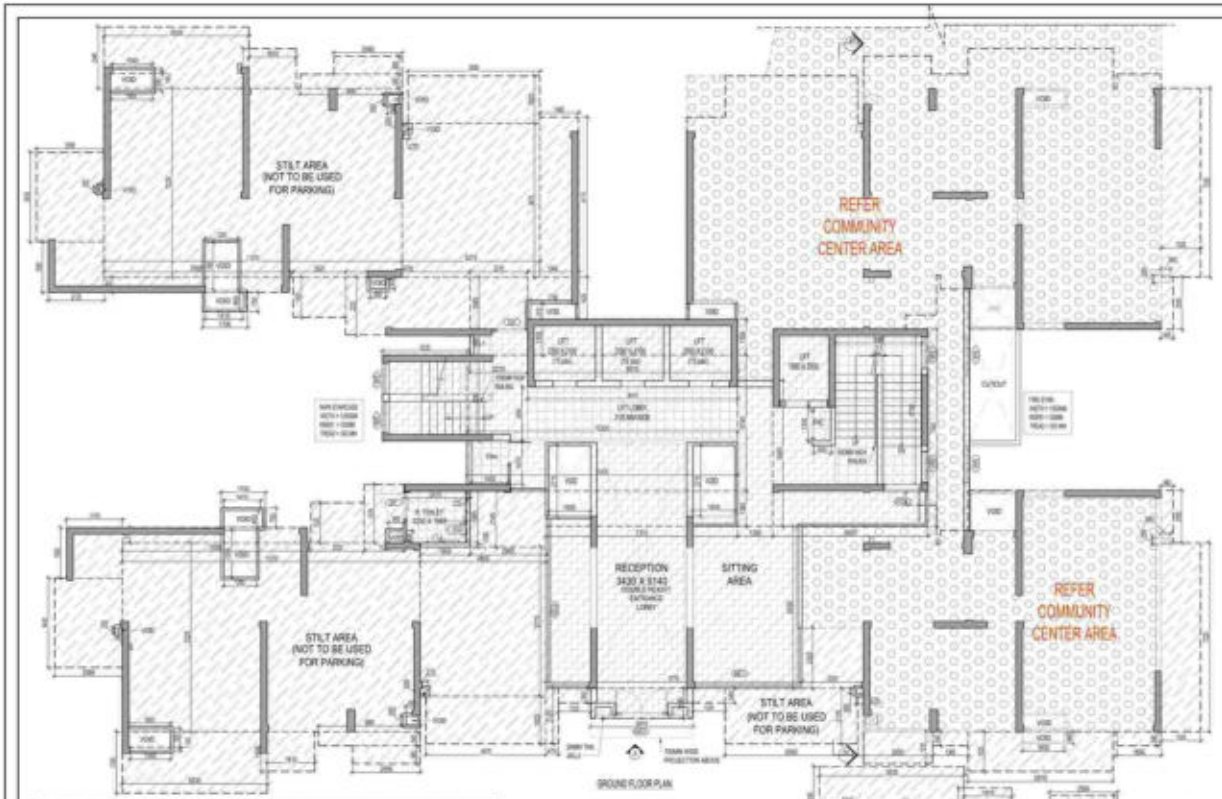

GROUND FLOOR PLAN

TOTAL GROUND COVERAGE AREA (F.A.R AREA + NON F.A.R AREA + 15% SERVICES AREA)		
PARTICULARS		AREA (SQMT)
F.A.R AREA OF GROUND FLOOR	=	157.218
15% SERVICES AREA GROUND FLOOR	=	44.298
STILT NON F.A.R AREA OF GROUND FLOOR	=	414.437
TOTAL GROUND COVERAGE AREA	=	**615.952**

TOTAL F.A.R. AREA AT GROUND FLOOR PLAN					
S.NO.	PARTICULARS				AREA (SQMT)
F.A.R AREA OF CIRCULATION	1	X	157.218	=	157.218
TOTAL F.A.R AREA				=	**157.218**

TOWER-A					
FLOORS	GROUND COVERAGE	F.A.R. AREA	15 % SERVICES AREA	NON F.A.R AREA	HARD LANDSCAPE STILT NON
GROUND FLOOR	615.952	157.218	44.298		414.437
1ST FLOOR		348.161	62.627	70.446	
2ND FLOOR		406.749	46.951	107.425	
3RD FLOOR		631.090	50.635	144.396	
4TH FLOOR		631.090	50.635	144.396	
5TH FLOOR		631.090	50.635	144.396	
6TH FLOOR		631.090	50.635	144.396	
7TH FLOOR		631.090	50.635	144.396	
8TH FLOOR		631.090	50.635	144.396	
9TH FLOOR		631.090	50.635	144.396	
10TH FLOOR		631.090	50.635	144.396	
11TH FLOOR		631.090	50.635	144.396	
12TH FLOOR		631.090	50.635	144.396	
13TH FLOOR		631.090	50.635	144.396	
14th FLOOR		631.090	50.635	144.396	
15th FLOOR		631.090	50.635	144.396	
16th FLOOR		631.090	50.635	144.396	
17th FLOOR		631.090	50.635	144.396	
18th FLOOR (REFUGE)		631.090	71.604	144.396	
20th FLOOR (REFUGE)		631.090	71.604	144.396	
21st FLOOR		631.090	50.635	144.396	
22nd FLOOR		631.090	50.635	144.396	
23rd FLOOR		631.090	50.635	144.396	
24th FLOOR		631.090	50.635	144.396	
25th FLOOR		631.090	50.635	144.396	
26th FLOOR		631.090	50.635	144.396	
27th FLOOR		631.090	50.635	144.396	
28th FLOOR		175.027	20.303		
TERRACE FLOOR			42.637		
M.ROOM & OHT.LVL			34.573		
TOTAL	615.952	16313.342	1516.268	3643.377	414.437

DOOR - WINDOW SCHEDULE - TYPICAL FLOOR					
SR NO.	CODE	DESCRIPTION	SIZE	SILL	UNITS
01	D1	VENEERED POLISHED FLUSH DOOR	1200 X 2400	0	2400
02	D2	LAMINATED FLUSH DOOR	1000 X 2200	0	2200
03	D3	LAMINATED FLUSH DOOR	900 X 2200	0	2200
04	D3A	PVDC GLAZING WITH OPENING WITH (KITCHEN)	1400 X 2200	0	2200
05	D4C	PVDC GLAZING WITH OPENING (ROOM)	750 X 2200	0	2200
06	D5T	SLIDING GLASS DOOR	2700X 2200	0	2200
07	D5D	SLIDING GLASS DOOR	1500 X 2200	0	2200
08	T-01	TOILET WINDOW	750 X 1200	1100	2200
09	T-02A	TOILET WINDOW	900 X 1200	900	2200
10	W1	WINDOW	900 X 1200	900	2200
11	W2	WINDOW	2700X1200	900	2200
12	W3	WINDOW	1500 X 1200	900	2200
13	W4	WINDOW	1200 X 1200	900	2200
14	W5	WINDOW	1100 X 1200	ACCETAL	
15	FD1	FIRE DOOR	1200X2400	0	2400
16	FD2	F.H.C DOOR (FIRE DOOR)	1000 X 2200	100	2400
17	FD3	ELECTRICAL SHAFT DOOR (FIRE DOOR)	900 X 2200	100	2400
18	FD4	L1 SHAFT DOOR (FIRE DOOR)	750 X 2200	100	2400
19	SD1	SLIDING GLASS DOOR	2250X 2200	0	2200
20	GD1	GLAZING DOOR	2010 X 2400	0	2400
21	GL1	GLAZING		ACCETAL	
22	GL2	GLAZING		ACCETAL	
23	GL3	GLAZING		ACCETAL	

ARCHITECT SIGN

OWNER SIGN

VISHAL SHARMA Digitally signed by VISHAL SHARMA Date: 2023.11.24 11:31:02 +05'30'

PRAMOD D BAHL Digitally signed by PRAMOD BAHL Date: 2023.11.24 15:45:08 +05'30'

Lal Singh

AMIT VARMA Digitally signed by AMIT VARMA Date: 2023.11.28 12:21:46 +05'30'

Sudheer Kumar

LEENU SAHGAL Digitally signed by LEENU SAHGAL Date: 2023.12.15 12:09:31 +05'30'

LEGEND
F.A.R AREA
15 % SERVICES AREA
NON F.A.R AREA
COUNTED IN 1/4 F.A.R AREA
NON F.A.R AREA STILT
AREA FOR GROUND COVERAGE USE ONLY
REFER COMMUNITY CENTER AREA

F.A.R. COVERED AREA CALCULATION FOR CIRCULATION AREA AT GROUND FLOOR LOBBY							
S.NO.							AREA (SQMT)
1	3.300	X	2.850			=	12.584
2	2.210	X	0.900			=	2.759
3	9.915	X	1.350			=	13.884
4	10.100	X	0.100			=	10.961
5	7.310	X	1.350			=	9.942
6	1.300	X	0.900			=	7.513
7	3.900	X	1.140			=	44.537
8	8.775	X	6.240			=	50.374
9	3.910	X	1.140			=	4.457
TOTAL AREA (A)						=	206.210
AREA SUBTRACTION							
LL1	8.910	X	2.050			=	18.437
FS1	3.300	X	2.710			=	14.640
W1	1.500	X	2.710	X	2	=	8.946
FS1	2.850	X	1.500			=	8.640
ELV	1.400	X	1.970			=	2.758
TOTAL SUBTRACTION AREA (B)						=	47.162
TOTAL F.A.R AREA COMMON + ENTRANCE LOBBY = C = (A - B) =						=	157.218

AREA CALCULATION TOWARDS 15% SERVICES AREA AT GROUND FLOOR LOBBY							
S.NO.	PARTICULARS						AREA (SQMT)
FIRE TOWER AREA							
FS1	3.300	X	5.700			=	18.810
FHC SHAFT							
FS1	2.850	X	1.500			=	8.640
ELECTRICAL SHAFT							
SL1	1.400	X	1.970			=	2.758
LIFT LOBBY							
LL1	8.910	X	2.050			=	18.437
HANDICAPT TOILET							
H1	2.410	X	2.025			=	5.162
H2	1.900	X	0.190			=	0.304
H3	0.110	X	1.900			=	0.218
TOTAL CALCULATION TOWARDS 15% SERVICES AREA						=	44.298

NON F.A.R. AREA STILT AT GROUND FLOOR (HARD LANDSCAPE)							
S.NO.	PARTICULARS						AREA (SQMT)
S1	2.125	X	1.320	X	2	=	5.610
S2	2.585	X	3.430	X	2	=	17.733
S3	5.530	X	2.345	X	2	=	25.936
S4	1.610	X	1.125	X	2	=	5.521
S5	2.690	X	0.840	X	2	=	4.190
S6	2.540	X	0.665	X	2	=	3.548
S7	5.050	X	1.825			=	9.216
S8	11.370	X	7.225	X	2	=	164.297
S9	5.275	X	5.875			=	30.991
S10	1.465	X	0.115			=	0.168
S11	1.640	X	1.030			=	3.143
S12	2.210	X	1.985			=	4.387
S13	4.735	X	2.225			=	10.535
S14	2.129	X	1.320	X	2	=	5.191
S15	7.085	X	0.570	X	2	=	8.043
S16	1.390	X	0.760	X	2	=	2.108
S17	1.525	X	2.225			=	3.393
S18	2.990	X	2.145			=	6.221
S19	4.800	X	5.715			=	27.432
S20	4.575	X	1.825			=	8.349
S21	0.475	X	2.125			=	1.009
S22	1.225	X	0.540	X	2	=	1.323
S23	5.090	X	2.125			=	10.731
S24	2.340	X	2.300			=	5.435
S25	2.690	X	1.230			=	3.260
S26	1.365	X	0.540			=	0.737
S27	5.515	X	1.525			=	8.410
S28	1.690	X	0.540			=	0.913
S29	1.525	X	7.220	X	2	=	22.021
S30	3.460	X	2.000	X	2	=	13.840
TOTAL HARD LANDSCAPE STILT AREA						=	414.437

SUBSTRACTION							
S.NO.	PARTICULARS						AREA (SQM)
C1	1.256	X	1.765	X	2	=	4.443
C2	0.155	X	0.205	X	2	=	0.064
C3	1.635	X	0.690	X	2	=	2.256
C3a	1.545	X	0.140	X	2	=	0.431
C4	1.410	X	0.690	X	2	=	1.943
C5	0.450	X	0.350	X	2	=	0.315
C6	0.650	X	0.425	X	2	=	0.522
C7	0.275	X	0.200	X	2	=	0.110
C8	1.145	X	0.610			=	1.981
C9	0.275	X	0.200			=	0.055
C10	1.005	X	0.640			=	0.704
C11	0.369	X	0.250	X	2	=	0.185
TOTAL AREA E						=	11.956
HARD LANDSCAPE AREA (F=D-E)						=	402.481

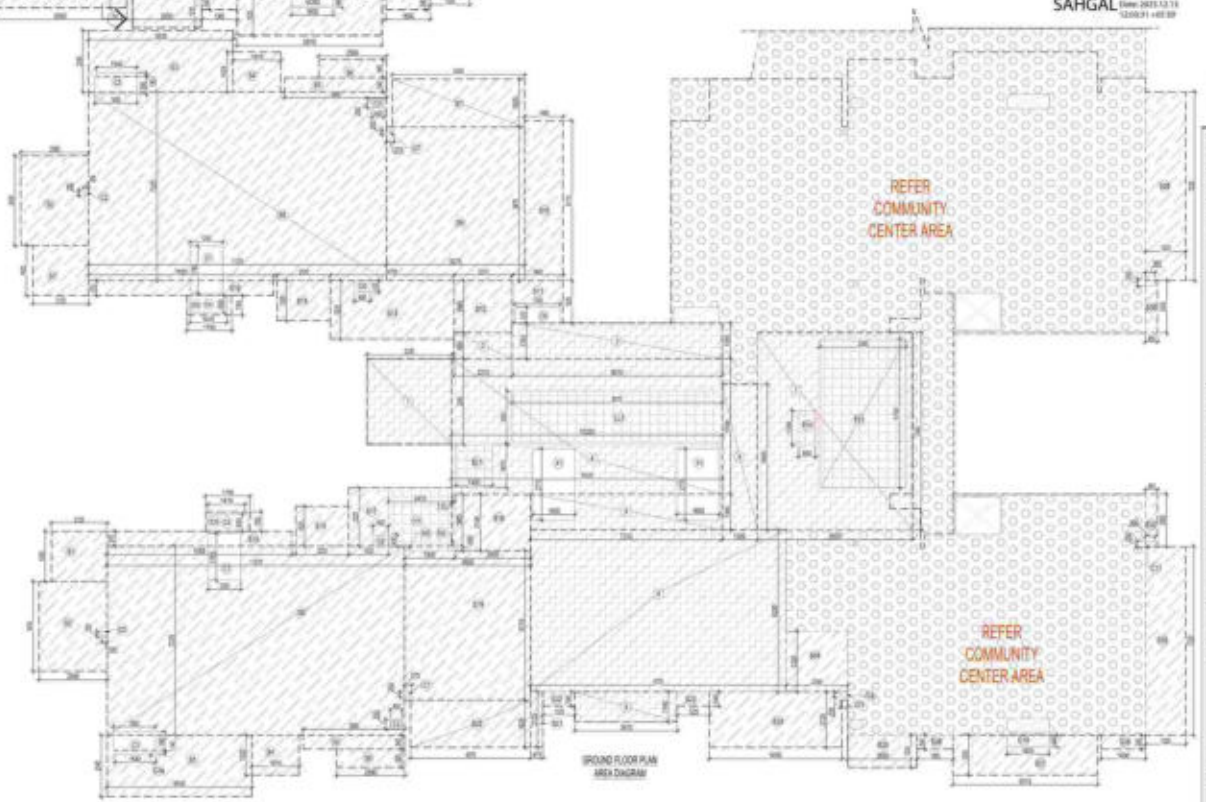

GROUND FLOOR PLAN
AREA DIAGRAM

NOTE:-
FLOOR NO:- 13TH FLOOR OMITTED
FROM FLOOR COUNTING

OWNER
M/S GOLF GREEN MANSIONS (P) LTD.

SUBMISSION DRAWING

SITEPLAN

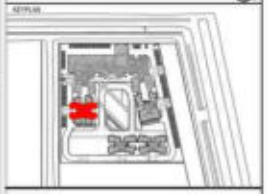

PROJECT
PROPOSED GROUP HOUSING FOR
M/S GOLF GREEN MANSIONS (P) LTD.
AT PLOT NO: - GH-3A,SECTOR -10
GREATER NOIDA,(U.P.)

DATE	PROJECT INCH.	CHECKED BY
01 - 09 -2023	BALRAJ SINGH	BALRAJ SINGH
SCALE	DRAWN BY	APPROVED BY
1:100	SAHIL GUPTA	VISHAL SHARMA

DRAWING TITLE
GROUND FLOOR PLAN & AREA DIAGRAM

TOWER-A

ARCHITECTS
Confluence
NEW DELHI , INDIA

DRAWING NO. S-09

REVISION

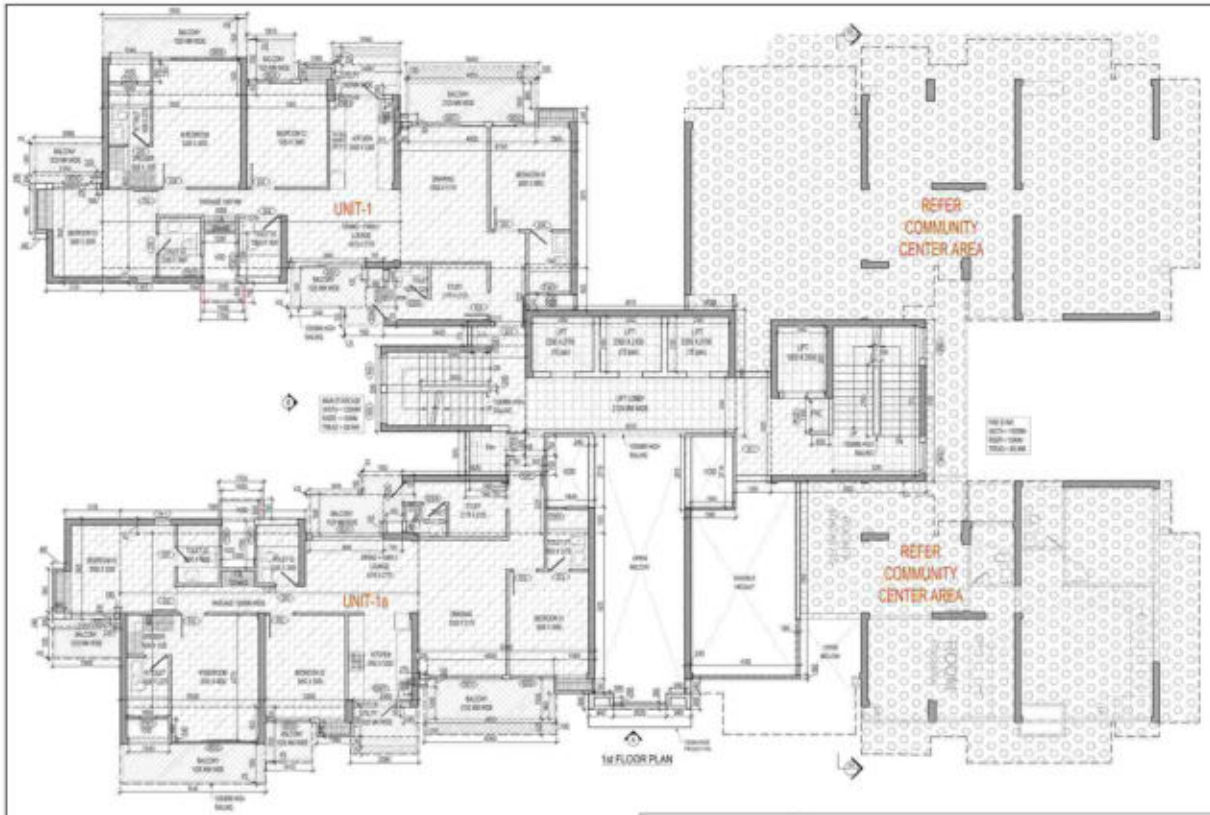

1st FLOOR PLAN



CORE AREA DIAGRAM

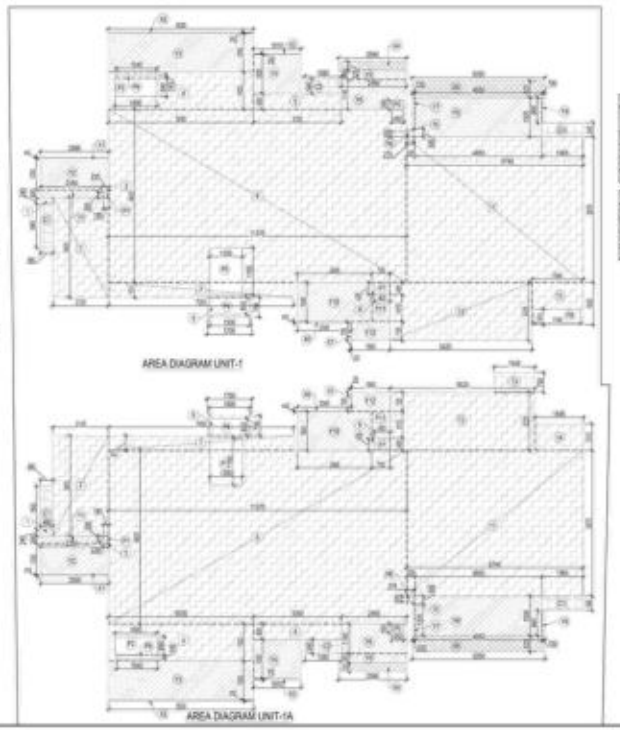

AREA DIAGRAM UNIT-1

AREA DIAGRAM UNIT-1A

F.A.R. COVERED AREA CALCULATION FOR ORIGLUATION AREA								AREA (SQMT)
SNO.	PARTICULARS							
1	5.546	X	2.200				=	12.171
2	1.500	X	1.875				=	2.813
3	2.750	X	2.625				=	7.219
4	2.800	X	2.750				=	7.700
5	2.316	X	2.750				=	6.369
6	2.246	X	2.750				=	6.177
7	9.616	X	4.950				=	47.599
8	1.940	X	2.041				=	3.961
9	1.300	X	4.200				=	5.571
10	3.500	X	2.150				=	7.525
11	3.400	X	3.150				=	10.710
12	3.246	X	4.440				=	14.412
13	4.150	X	2.150				=	8.923
14	2.150	X	7.400				=	15.910
15	3.500	X	3.800	X	2		=	26.600
16	2.500	X	3.200				=	8.000
17	2.250	X	3.500				=	7.875
TOTAL AREA (A)							=	174.427
AREA SUBTRACTION								
SL1	1.450	X	1.570				=	2.276
UT	3.600	X	3.300				=	11.880
LD1	3.600	X	2.750				=	9.900
LT1	3.600	X	2.750				=	9.900
L1	2.200	X	2.750	X	3		=	18.150
L2	1.800	X	2.500				=	4.750
FHD	3.600	X	1.200				=	4.320
FSD	2.200	X	2.750				=	15.510
FD	1.400	X	2.750				=	3.850
LD	3.600	X	2.750	X	2		=	19.800
TOTAL (B)							=	93.821
TOTAL F.A.R AREA CORRIDOR C = (A - B)							=	80.606

CORRIDOR AREA CALCULATION *CHARGE 15% SERVICES AREA								AREA (SQMT)
SNO.	PARTICULARS							
FIRE TOWER AREA								
FT1	3.700	X	3.700				=	13.690
AREA SUBTRACTION								
AC	1.200	X	1.800				=	2.160
FIRE STAIRCASE AREA								11.530
LIFT LOBBY								
LL1	5.675	X	2.700				=	15.421
LT	2.700	X	2.700	X	2		=	14.580
LD	7.500	X	2.500				=	6.750
PHC SHAFT								
PHC	3.600	X	1.800				=	3.840
ELECTRICAL SHAFT								
EL1	1.400	X	1.570				=	2.198
LM	0.800	X	2.750				=	2.420
TOTAL CORRIDOR AREA 15% SERVICES AREA (A)							=	87.589
UNIT AREA CALCULATION 15% SERVICES F.A.R AREA								
DUB BOARD								
UNIT Service F.A.R			2.362	X	1		=	2.362
UNITS Service F.A.R			2.362	X	1		=	2.362
TOTAL UNIT AREA CALCULATION 15% SERVICES F.A.R (B)							=	4.723
TOTAL 15% SERVICES F.A.R AREA = (A + B)							=	92.312

F.A.R. COVERED AREA CALCULATION FOR UNIT - 1								AREA (SQMT)
SNO.	PARTICULARS							
COVERED AREA								
1	0.800	X	0.287				=	0.110
2	0.125	X	0.850				=	0.106
3	0.225	X	0.400				=	0.071
4	0.625	X	1.425				=	0.903
5	0.350	X	0.850				=	0.915
6	11.375	X	6.625				=	75.324
7	7.225	X	0.575				=	4.021
8	0.750	X	0.750				=	1.275
9	0.725	X	0.485				=	0.541
10	0.525		0.350					0.046
11	0.740	X	0.575				=	37.570
12	5.425	X	2.225				=	12.066
13	1.540	X	1.525				=	2.185
TOTAL AREA = (E)							=	162.066
BALCONY 1A AREA								
A1	2.345	X	0.225				=	0.530
A2	0.575	X	0.225				=	0.129
B1	1.815	X	0.325				=	0.590
B2	2.525	X	0.125				=	0.316
C1	0.575	X	0.225				=	0.129
C2	2.345	X	0.225				=	0.530
D1	1.125	X	0.750				=	0.844
TOTAL BALCONY AREA							=	4.218
TOTAL BALCONY 1A AREA (B)							=	1.679
SUBTRACTION AREA								
S1	0.100	X	0.350				=	0.035
S2	1.525	X	0.825				=	1.258
S3	1.725	X	1.750				=	2.231
S4	1.525	X	0.825				=	1.258
S5	0.275	X	0.325				=	0.089
S6	0.525	X	0.425				=	0.281
S7	1.745	X	0.815				=	1.421
S8	1.545	X	0.145				=	0.216
TOTAL SUBTRACTION AREA = (C)							=	6.845
TOTAL UNIT 1 F.A.R. AREA (D+ (A+B-C))							=	147.147
NON F.A.R AREA OF BALCONY								
Y1	2.225	X	0.325				=	0.723
Y2	2.945	X	1.200				=	3.142
Y3	3.025	X	1.925				=	5.820
Y4	1.815	X	1.325				=	2.404
Y5	2.925	X	0.375				=	0.963
Y6	2.425	X	1.125				=	2.728
Y7	2.725	X	1.225				=	3.339
Y8	4.225	X	1.825				=	7.709
Y9	3.025	X	0.925				=	2.798
Y10	2.945	X	1.425				=	4.195
Y11	2.725	X	1.275				=	3.474
Y12	1.225	X	0.725				=	1.888
TOTAL AREA							=	32.195
SUBTRACTION AREA								
Y9	0.425	X	0.350				=	0.149
TOTAL NON F.A.R AREA							=	31.047
BALCONY 1A AREA = (4.218-1.679)							=	2.539
TOTAL BALCONY NON F.A.R. AREA (E)							=	33.586
15 % SERVICES AREA OF UNIT-1								
C1	0.450	X	1.400				=	0.700
C2	1.200	X	2.500				=	2.750
C3	1.000	X	0.900				=	0.900
TOTAL 15% SERVICES AREA OF UNIT (F)							=	3.950
COVERAGE AREA FOR UNIT = D+ E+ F +								
1	TOTAL UNIT F.A.R AREA (D)						=	147.147
2	NON FAR AREA OF UNIT (E)						=	33.586
3	15 % SERVICES AREA OF UNIT (F)						=	3.950
TOTAL UNIT 1 COVERAGE AREA								184.732

F.A.R. COVERED AREA CALCULATION FOR UNIT - 1A								AREA (SQMT)
SNO.	PARTICULARS							
COVERED AREA								
1	0.450	X	0.350				=	0.158
2	2.125	X	0.825				=	0.128
3	0.225	X	0.350				=	0.079
4	0.525	X	1.425				=	0.748
5	0.350	X	0.850				=	0.915
6	11.375	X	6.625				=	75.324
7	7.225	X	0.575				=	4.021
8	0.750	X	0.750				=	1.275
9	0.725	X	0.485				=	0.541
10	0.525		0.350					0.046
11	0.740	X	0.575				=	37.570
12	5.425	X	2.225				=	12.066
13	1.540	X	1.525				=	2.185
14	1.440	X	1.515				=	1.960
TOTAL AREA = (A)							=	162.111
BALCONY 1A AREA								
A1	2.345	X	0.425				=	0.664
A2	0.575	X	0.425				=	0.164
B1	1.815	X	0.625				=	0.945
B2	2.525	X	0.325				=	0.842
C1	0.575	X	0.425				=	0.164
C2	2.345	X	0.425				=	0.664
D1	1.125	X	0.750				=	0.844
TOTAL BALCONY AREA							=	4.315
TOTAL BALCONY 1A AREA (B)							=	1.679
SUBTRACTION AREA								
S1	0.100	X	0.350				=	0.035
S2	1.525	X	0.825				=	1.258
S3	1.725	X	1.750				=	2.231
S4	1.525	X	0.825				=	1.258
S5	0.275	X	0.325				=	0.089
S6	0.525	X	0.425				=	0.281
S7	0.525	X	0.425				=	0.281
S8	1.545	X	0.145				=	0.216
TOTAL SUBTRACTION AREA = (C)							=	6.879
TOTAL UNIT 1A F.A.R. AREA (D+ (A+B-C))							=	148.311
NON F.A.R AREA OF BALCONY								
Y1	2.225	X	0.325				=	0.723
Y2	2.945	X	1.200				=	3.142
Y3	3.025	X	1.925				=	5.820
Y4	1.815	X	1.325				=	2.404
Y5	2.925	X	0.375				=	0.963
Y6	2.425	X	1.125				=	2.728
Y7	2.725	X	1.225				=	3.339
Y8	4.225	X	1.825				=	7.709
Y9	3.025	X	0.925				=	2.798
Y10	2.945	X	1.425				=	4.195
Y11	2.725	X	1.275				=	3.474
Y12	1.225	X	0.725				=	1.888
TOTAL AREA							=	32.195
SUBTRACTION AREA								
Y9	0.425	X	0.350				=	0.149
TOTAL NON F.A.R AREA							=	31.047
BALCONY 1A AREA = (4.315-1.679)							=	2.636
TOTAL BALCONY NON F.A.R. AREA = (E)							=	33.683
15 % SERVICES AREA OF UNIT-1								
C1	0.450	X	1.400				=	0.700
C2	1.200	X	2.500				=	2.750
C3	1.000	X	0.900				=	0.900
TOTAL 15% SERVICES AREA OF UNIT (F)							=	3.950
COVERAGE AREA FOR UNIT = D+ E+ F +								
1	TOTAL UNIT F.A.R AREA (D)						=	148.311
2	NON FAR AREA OF UNIT (E)						=	33.683
3	15 % SERVICES AREA OF UNIT (F)						=	3.950
TOTAL UNIT 1A COVERAGE AREA								185.995

FIRST FLOOR FAR AREA SUMMARY					
S.NO.	NO. OF UNITS		SINGLE UNIT AREA		TOTAL UNITS AREA (SQMT)
F.A.R AREA OF UNIT - 1	1	X	147.147	=	147.147
F.A.R AREA OF UNIT - 1a	1	X	148.311	=	148.311
F.A.R AREA OF ORIGLUATION	1	X	52.703	=	52.703
TOTAL F.A.R AREA AT TYPICAL FLOOR = (A)				=	348.161

TOTAL NON F.A.R. AREA AT FIRST FLOOR PLAN					
BALCONY AREA					
UNIT - 1	33.223	X	1	=	33.223
UNIT - 1a	33.223	X	1	=	33.223
TOTAL NON FAR AREA				=	70.446

DOOR - WINDOW SCHEDULE - TYPICAL FLOOR						
SR. NO.	CODE	DESCRIPTION	SIZE	SILL	UNITS	
51	37	VENEERED POLISHED FLUSH DOOR	1200 X 2400	00	2400	
52	33	LAMINATED FLUSH DOOR	1000 X 2250	00	2250	
53	30	LAMINATED FLUSH DOOR	900 X 2250	00	2250	
54	DWF	FIXED GLAZING WITH OPENING WINDOW	1400 X 2300	00	2300	
55	DWS	FIXED GLAZING WITH OPENING WINDOW	1200 X 2300	00	2300	
56	SD1	SLIDING GLASS DOOR	2700X 2300	00	2300	
57	SD2	SLIDING GLASS DOOR	1800 X 2300	00	2300	
58	TW1	TOILET WINDOW	750 X 1050	1800	2300	
59	TW2A	TOILET WINDOW	900 X 1050	1800	2300	
70	W1	WINDOW	2400 X 1500	900	2300	
71	W2	WINDOW	2700X 1500	900	2300	
72	W3	WINDOW	1800 X 1500	900	2300	
73	W4	WINDOW	1200 X 1500	900	2300	
74	W5	WINDOW	1750 X 1200	1000	TOTAL	
75	FD1	FIRE DOOR	2000X 2400	00	2400	
76	FD2	T.V.C DOOR (FIRE DOOR)	1000 X 2400	100	2400	
77	FD3	ELECTRICAL SHAFT DOOR (FIRE DOOR)	900 X 2300	100	2400	
78	FD4	L.V SHAFT DOOR (FIRE DOOR)	750 X 2300	100	2400	
79	SD5	SLIDING GLASS DOOR	2300X 2300	00	2300	
80	GD1	GLAZING DOOR	200 X 2400	00	2400	
81	GL1	GLAZING		TOTAL		
82	GL2	GLAZING		TOTAL		
83	GL3	GLAZING		TOTAL		

ARCHITECT SIGN

OWNER SIGN

VISHAL SHARMA Digitally signed by VISHAL SHARMA Date: 2023.11.24 11:51:28 +05'30'

PRAMOD BAHL Digitally signed by PRAMOD BAHL Date: 2023.11.24 11:45:54 +05'30'

Lal Singh

LEGEND

- F.A.R AREA
- 15 % SERVICES AREA
- NON F.A.R AREA
- COUNTED IN 1/4 F.A.R AREA
- NON F.A.R AREA STILT
- AREA FOR GROUND COVERAGE USE ONLY
- REFER COMMUNITY CENTER AREA

AMIT VARMA Digitally signed by AMIT VARMA Date: 2023.11.28 12:27:48 +05'30'

Sudheer Kumar Digitally signed by Sudheer Kumar DN: cn=Sudheer Kumar c=IN Personal Reason: I am the author of this document Location: Date: 2023-11-30 17:46+05.30

LEENU SAHGAL Digitally signed by LEENU SAHGAL Date: 2023.12.13 12:10:12 +05'30'

NOTE:-
FLOOR NO.- 13TH FLOOR OMITTED FROM FLOOR COUNTING

OWNER
M/S GOLF GREEN MANSIONS (P) LTD.

SUBMISSION DRAWING

KEYPLAN

PROJECT
PROPOSED GROUP HOUSING FOR M/S GOLF GREEN MANSIONS (P) LTD. AT PLOT NO: - GH-3A,SECTOR -10 GREATER NOIDA,(U.P.)

DATE	PROJECT INCH.	CHECKED BY
01 - 09 -2023	BALRAJ SINGH	BALRAJ SINGH
SCALE	DRAWN BY	APPROVED BY
1:100	SAHIL GUPTA	VISHAL SHARMA

DRAWING TITLE
1st FLOOR PLAN & AREA DIAGRAM

TOWER-A

ARCHITECTS
Confluence
NEW DELHI , INDIA

DRAWING NO. S-10

REVISION

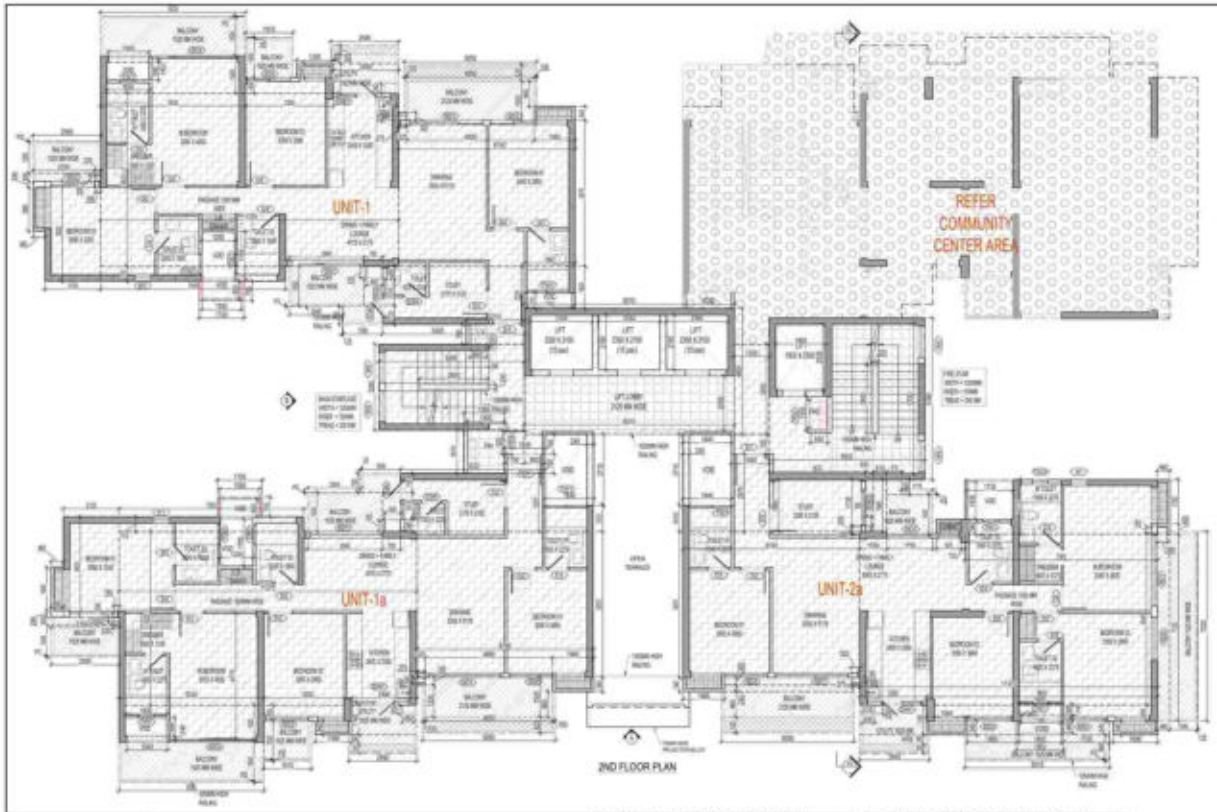

F.A.R. COVERED AREA CALCULATION FOR UNIT - 1						
S.NO.	PARTICULARS					AREA (SQMT.)
COVERED AREA						
1	3.400	X	0.240		=	0.110
2	3.135	X	3.425		=	8.138
3	0.225	X	0.225		=	0.051
4	0.530	X	1.400		=	1.863
5	2.241	X	0.450		=	2.015
6	11.173	X	6.825		=	75.336
7	7.358	X	0.610		=	4.021
8	1.750	X	0.750		=	1.313
9	0.750	X	0.485		=	0.340
10	0.925		0.850		=	0.786
11	6.740	X	0.915		=	6.166
12	5.425	X	2.225		=	12.066
13	3.400	X	0.675		=	2.295
TOTAL AREA = (A)					=	162.329
BALCONY 1A AREA						
A1	2.981	X	0.825		=	2.459
A2	0.930	X	0.825		=	0.768
A3	1.833	X	0.525		=	0.962
A4	2.325	X	0.525		=	1.221
A5	1.500	X	0.525		=	0.788
A6	3.041	X	0.675		=	2.051
A7	0.525	X	0.750		=	0.394
TOTAL BALCONY AREA					=	8.215
TOTAL BALCONY 1A AREA (B)					=	1.079
SUBTRACTION AREA						
A1	0.150	X	0.250		=	0.037
A2	1.950	X	3.950		=	7.703
A3	1.250	X	1.750		=	2.331
A4	1.500	X	0.850		=	1.275
A5	0.225	X	0.225		=	0.051
A6	0.850	X	0.425		=	0.361
A7	1.140	X	0.425		=	1.061
A8	1.340	X	0.140		=	0.188
TOTAL SUBTRACTION AREA = (C)					=	0.848
TOTAL UNIT-1 F.A.R. AREA (D)= (A+B-C)					=	167.147
NON F.A.R AREA OF BALCONY						
T1	0.300	X	0.300		=	0.090
T2	0.900	X	1.200		=	0.108
T3	0.675	X	1.800		=	0.608
T4	1.800	X	1.800		=	3.240
T5	2.500	X	0.900		=	2.250
T6	0.900	X	1.100		=	0.990
T7	2.100	X	1.100		=	2.310
T8	4.700	X	1.500		=	7.050
T9	6.100	X	0.900		=	5.490
T10	2.900	X	1.500		=	4.350
T11	2.700	X	1.015		=	2.741
T12	1.200	X	0.725		=	1.088
TOTAL AREA					=	32.135
SUBTRACTION AREA						
T5	0.450	X	0.250		=	0.113
TOTAL NON F.A.R AREA					=	31.987
BALCONY 1A AREA = (A)*0.15%					=	1.208
TOTAL BALCONY NON F.A.R. AREA (E)					=	33.223
15 % SERVICES AREA OF UNIT-1						
C1	0.450	X	1.800		=	0.765
C2	1.750	X	0.900		=	1.751
C3	1.025	X	0.900		=	0.922
TOTAL 15% SERVICES AREA OF UNIT (F)					=	3.442
COVERAGE AREA FOR UNIT = (D+ E+ F) =						
1	TOTAL UNIT F.A.R. AREA (D)				=	167.147
2	NON FAR AREA OF UNIT (E)				=	33.223
3	15 % SERVICES AREA OF UNIT (F)				=	3.442
TOTAL UNIT-1 COVERAGE AREA					=	194.812

F.A.R. COVERED AREA CALCULATION FOR UNIT - 1a						
S.NO.	PARTICULARS					AREA (SQMT.)
COVERED AREA						
1	3.400	X	0.240		=	0.110
2	3.135	X	3.825		=	8.138
3	0.225	X	0.225		=	0.051
4	0.530	X	1.400		=	1.863
5	2.241	X	0.450		=	2.015
6	11.173	X	6.825		=	75.336
7	7.358	X	0.610		=	4.021
8	1.750	X	0.750		=	1.313
9	0.750	X	0.485		=	0.340
10	0.925		0.850		=	0.786
11	6.740	X	0.915		=	6.166
12	5.425	X	2.225		=	12.066
13	3.400	X	0.675		=	2.295
TOTAL AREA = (A)					=	162.111
BALCONY 1A AREA						
A1	2.981	X	0.825		=	2.459
A2	0.930	X	0.825		=	0.768
A3	1.833	X	0.525		=	0.962
A4	2.325	X	0.525		=	1.221
A5	1.500	X	0.525		=	0.788
A6	3.041	X	0.675		=	2.051
A7	0.525	X	0.750		=	0.394
TOTAL BALCONY AREA					=	8.215
TOTAL BALCONY 1A AREA (B)					=	1.079
SUBTRACTION AREA						
A1	0.150	X	0.250		=	0.037
A2	1.950	X	3.950		=	7.703
A3	1.250	X	1.750		=	2.331
A4	1.500	X	0.850		=	1.275
A5	0.225	X	0.225		=	0.051
A6	0.850	X	0.425		=	0.361
A7	1.140	X	0.425		=	1.061
A8	1.340	X	0.140		=	0.188
TOTAL SUBTRACTION AREA = (C)					=	0.878
TOTAL UNIT-1A F.A.R. AREA (D)= (A+B-C)					=	168.311
NON F.A.R AREA OF BALCONY						
T1	0.300	X	0.300		=	0.090
T2	0.900	X	1.200		=	0.108
T3	0.675	X	1.800		=	0.608
T4	1.800	X	1.800		=	3.240
T5	2.500	X	0.900		=	2.250
T6	0.900	X	1.100		=	0.990
T7	2.100	X	1.100		=	2.310
T8	4.700	X	1.500		=	7.050
T9	6.100	X	0.900		=	5.490
T10	2.900	X	1.500		=	4.350
T11	2.700	X	1.015		=	2.741
T12	1.200	X	0.725		=	1.088
TOTAL AREA					=	32.135
SUBTRACTION AREA						
T5	0.450	X	0.250		=	0.113
TOTAL NON F.A.R AREA					=	31.987
BALCONY 1A AREA = (A)*0.15%					=	1.208
TOTAL BALCONY NON F.A.R. AREA (E)					=	33.225
15 % SERVICES AREA OF UNIT-1						
C1	0.450	X	1.800		=	0.765
C2	1.750	X	0.900		=	1.751
C3	1.025	X	0.900		=	0.922
TOTAL 15% SERVICES AREA OF UNIT (F)					=	3.442
COVERAGE AREA FOR UNIT = (D+ E+ F) =						
1	TOTAL UNIT F.A.R. AREA (D)				=	168.311
2	NON FAR AREA OF UNIT (E)				=	33.225
3	15 % SERVICES AREA OF UNIT (F)				=	3.442
TOTAL UNIT-1a COVERAGE AREA					=	195.000

F.A.R. COVERED AREA CALCULATION FOR UNIT - 2a						
S.NO.	PARTICULARS					AREA (SQMT.)
COVERED AREA						
1	1.940	X	1.210		=	2.369
2	1.425	X	2.975		=	4.314
3	3.475	X	1.950		=	7.281
4	6.140	X	0.975		=	5.930
5	5.300	X	1.250		=	6.625
6	1.320	X	0.750		=	0.990
7	0.325	X	0.300		=	0.098
8	1.800	X	0.300		=	0.540
9	0.750	X	0.300		=	0.225
10	11.173	X	0.844		=	9.428
11	6.150	X	0.340		=	2.091
12	7.340	X	0.675		=	4.955
13	3.400	X	0.850		=	2.890
TOTAL AREA = (A)					=	107.918
BALCONY 1A AREA						
A1	1.000	X	0.925		=	2.150
A2	2.650	X	0.325		=	0.861
A3	0.975	X	0.325		=	0.316
A4	0.225	X	2.325		=	0.523
A5	1.175	X	0.525		=	0.616
TOTAL BALCONY AREA					=	4.467
TOTAL BALCONY 1A AREA (B)					=	1.341
SUBTRACTION AREA						
P1	0.150	X	0.250		=	0.038
P2	1.175	X	1.425		=	2.491
P3	1.325	X	0.325		=	0.431
A6	0.600	X	0.400		=	0.240
A7	0.275	X	0.325		=	0.089
A8	0.275	X	0.325		=	0.089
A9	0.200	X	0.325		=	0.065
A10	1.040	X	0.140		=	0.146
TOTAL SUBTRACTION AREA = (C)					=	3.539
TOTAL UNIT-2a F.A.R AREA (D)= (A+B-C)					=	106.244
NON F.A.R AREA OF BALCONY						
T1	0.300	X	0.300		=	0.090
T2	4.000	X	0.240		=	1.158
T3	4.050	X	0.300		=	1.403
T4	2.300	X	0.300		=	0.828
T5	2.300	X	1.140		=	2.967
T6	0.675	X	0.840		=	0.284
T7	1.800	X	0.340		=	1.527
T8	1.750	X	0.340		=	0.595
T9	1.525	X	2.225		=	3.392
T10	6.340	X	1.125		=	7.133
T11	0.300	X	1.125		=	0.337
T12	0.675	X	1.840		=	1.242
T13	1.750	X	1.340		=	2.345
T14	0.675	X	0.750		=	0.506
TOTAL AREA					=	30.993
SUBTRACTION AREA						
T5	0.450	X	0.250		=	0.113
TOTAL NON F.A.R AREA					=	30.879
BALCONY 2A AREA = (A.365 / 1.5)*					=	3.374
TOTAL BALCONY NON F.A.R. AREA = (E)					=	34.253
15 % SERVICES AREA OF UNIT						
C1	1.365	X	0.900	X	2	2.457
C2	1.190	X	0.340		=	0.810
C3	1.025	X	0.900		=	0.922
TOTAL 15% SERVICES AREA OF UNIT (F) =					=	3.984
COVERAGE AREA FOR UNIT = (D+ E+ F) =						
1	TOTAL UNIT F.A.R. AREA (D)				=	106.244
2	NON FAR AREA OF UNIT (E)				=	34.253
3	15 % SERVICES AREA OF UNIT (F)				=	3.984
TOTAL UNIT 2a COVERAGE AREA					=	144.480

DOOR - WINDOW SCHEDULE - TYPICAL FLOOR					
SR. NO.	CODE	DESCRIPTION	SIZE	SILL	UNITS
01	D1	VENEERED POLISHED FLUSH DOOR	1200 X 2400	00	2000
02	D2	LAMINATED FLUSH DOOR	1000 X 2200	00	2200
03	D3	LAMINATED FLUSH DOOR	900 X 2200	00	2000
04	DW1	FIXED GLAZING WITH OPENING KITCHEN	1500 X 2200	00	2200
05	DW2	FIXED GLAZING WITH OPENING ROOMS	1200 X 2200	00	2000
06	SD1	SLIDING GLASS DOOR	2700 X 2200	00	2200
07	SD2	SLIDING GLASS DOOR	900 X 2200	00	2200
08	TW	TOILET WINDOW	750 X 1000	1200	2200
09	TWDR	TOILET WINDOW	900 X 1200	900	2200
10	W1	WINDOW	900 X 1200	900	2200
11	W2	WINDOW	2700 X 1200	900	2200
12	W3	WINDOW	900 X 1200	900	2200
13	W4	WINDOW	1200 X 1500	900	2200
14	W5	WINDOW	1200 X 1200	ASSERTIVE	
15	FD	FIRE DOOR	1200X2400	00	2400
16	FD2	F.R.C DOOR (FIRE DOOR)	1000 X 2200	100	2000
17	FD3	D.ELECTRICAL SHAFT DOOR (FIRE DOOR)	900 X 2200	100	2000
18	FD4	LIFT SHAFT DOOR (FIRE DOOR)	750 X 2200	100	2000
19	SD3	SLIDING GLASS DOOR	2200X 2200	00	2200
20	SD1	GLAZING DOOR	200 X 2400	00	2400
21	GL1	GLAZING	HORIZONTAL		
22	GL2	GLAZING	HORIZONTAL		
23	GL3	GLAZING	HORIZONTAL		

ARCHITECT SIGN

OWNER SIGN

VISHAL SHARMA Digitally signed by VISHAL SHARMA Date: 2023.11.24 11:32:07 +05'30'

PRAMOD BAHL Digitally signed by PRAMOD BAHL Date: 2023.11.24 12:49:13 +05'30'

AMIT VARMA Digitally signed by AMIT VARMA Date: 2023.11.28 12:33:53 +05'30'

Lal Singh Digitally signed by Lal Singh DN: c=IN, o=Confluence Pvt Ltd, cn=Lal Singh, email=lal.singh@confluence.co.in Reason: I am the author of this document Location: Date: 2023-11-28 15:13:23 IST

Sudheer Kumar Digitally signed by Sudheer Kumar DN: c=IN,o=Confluence Pvt Ltd, cn=Sudheer Kumar, email=sudheer.kumar@confluence.co.in Reason: I am the author of this document Location: Date: 2023-11-28 17:46:02 IST

LEGEND
F.A.R AREA
15 % SERVICES AREA
NON F.A.R AREA
COUNTED IN 1/4 F.A.R AREA
NON F.A.R AREA STILT
AREA FOR GROUND COVERAGE USE ONLY
REFER COMMUNITY CENTER AREA

NOTE:-
FLOOR NO:- 13TH FLOOR OMITTED FROM FLOOR COUNTING

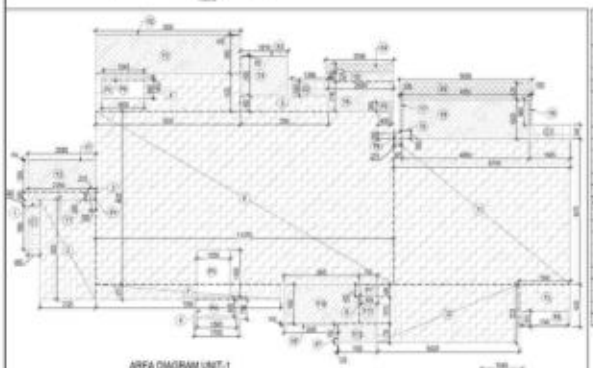

AREA DIAGRAM UNIT-1

F.A.R. COVERED AREA CALCULATION FOR CIRCULATION AREA						
S.NO.	PARTICULARS					AREA (SQMT.)
1	3.040	X	3.200		=	10.111
2	1.900	X	1.615		=	3.069
3	0.750	X	1.622		=	1.216
4	2.600	X	0.750		=	1.950
5	2.512	X	0.750		=	1.884
6	0.240	X	2.115	X	2	=	1.017
7	8.510	X	0.625		=	5.319
8	1.240	X	0.625		=	0.775
9	1.062	X	0.750		=	0.796
10	9.620	X	0.150		=	20.504
11	2.100	X	0.150		=	0.315
12	3.100	X	0.945	X	2	=	5.859
TOTAL AREA (A)					=	105.496
AREA SUBTRACTION						
SLT	1.400	X	1.675		=	2.345
AT	2.900	X	0.550		=	1.595
LB	2.900	X	0.550		=	1.595
LLT	8.510	X	0.550		=	10.421
LT	2.200	X	2.100	X	2	=	16.800
L2	1.900	X	0.900		=	1.710
PHF	3.500	X	1.000		=	3.500
PHT	3.500	X	0.700		=	10.850
TOTAL (B)					=	38.916
TOTAL F.A.R AREA CORRIDOR C = (A - B)					=	66.580

CORRIDOR AREA CALCULATION TOWARDS 15% SERVICES AREA						
S.NO.	PARTICULARS					AREA (SQMT.)
FIRE TOWER AREA						
FT2	2.300	X	0.750		=	1.610
AREA SUBTRACTION						
H2	0.200	X	2.600		=	0.520
FIRE SPRINKLER AREA					=	15.232
LIFT LOBBY						
LL1	8.510	X	2.100		=	17.871
FHC SHAFT						
FHC	0.900	X	1.200		=	0.945
ELECTRICAL SHAFT						
SLT	1.400	X	1.675		=	2.345
LT	1.400	X	0.675		=	0.945
LTP	0.900	X	0.750		=	0.675
TOTAL CORRIDOR AREA 15% SERVICES AREA (A)					=	39.549
UNIT AREA CALCULATION 15% SERVICES F.A.R AREA						
DUB BOARD						
Unit-1 Service F.A.R.	2.982	X	1		=	2.982
Unit-1a Service F.A.R.	2.982	X	1		=	2.982
Unit-2a Service F.A.R.	3.984	X	1		=	3.984
TOTAL UNIT AREA CALCULATION 15% SERVICES F.A.R. (B)					=	9.948
TOTAL 15% SERVICES F.A.R AREA = (C) (A + B)					=	49.497

SECOND FLOOR FAR AREA SUMMARY					
S.NO.	NO. OF UNITS		SINGLE UNIT AREA		TOTAL UNITS AREA (SQMT)
F.A.R AREA OF UNIT - 1	1	X	167.147	=	167.147
F.A.R AREA OF UNIT - 1a	1	X	168.311	=	168.311
F.A.R AREA OF UNIT - 2a	1	X	144.364	=	144.364
F.A.R AREA OF CIRCULATION	1	X	66.580	=	66.580
TOTAL F.A.R AREA AT TYPICAL FLOOR = (A)				=	486.402

TOTAL NON F.A.R. AREA AT SECOND FLOOR PLAN					
BALCONY AREA					
UNIT -1	33.223	X	1	=	33.223
UNIT -1a	33.223	X	1	=	33.223
UNIT -2A	34.582	X	1	=	34.582
TOTAL NON FAR AREA				=	101.028

LEENU SAHGAL Digitally signed by LEENU SAHGAL Date: 2023.12.13 12:15:09 +05'30'

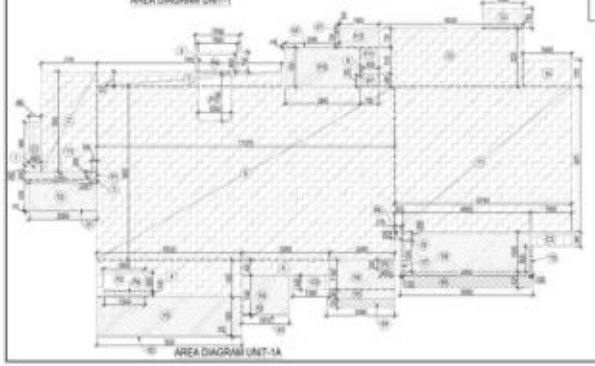

AREA DIAGRAM UNIT-1A

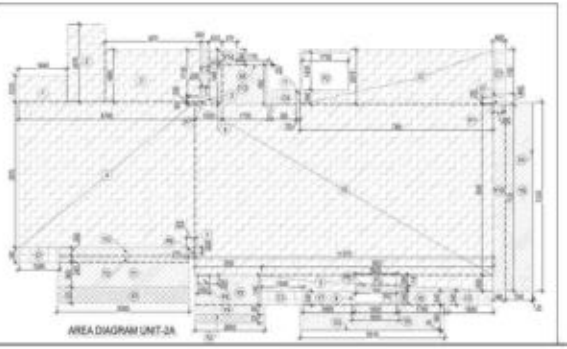

AREA DIAGRAM UNIT-2A

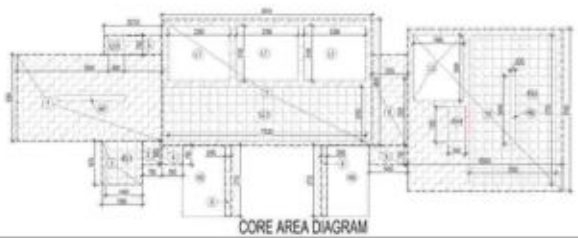

CORE AREA DIAGRAM

OWNER:
M/S GOLF GREEN MANSIONS (P) LTD.

SUBMISSION DRAWING

KEYPLAN

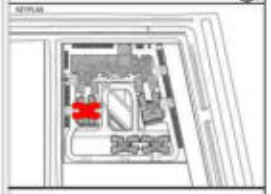

PROJECT:
PROPOSED GROUP HOUSING FOR M/S GOLF GREEN MANSIONS (P) LTD. AT PLOT NO: - GH-3A,SECTOR -10 GREATER NOIDA,(U.P.)

DATE:	PROJECT INCH.	CHECKED BY
01 - 09 -2023	BALRAJ SINGH	BALRAJ SINGH
SCALE	DRAWN BY	APPROVED BY
1:100	SAHIL GUPTA	VISHAL SHARMA

DRAWING TITLE:
2nd FLOOR PLAN & AREA DIAGRAM

TOWER-A

ARCHITECTS
Confluence
NEW DELHI , INDIA

DRAWING NO. 5-11 | REVISION

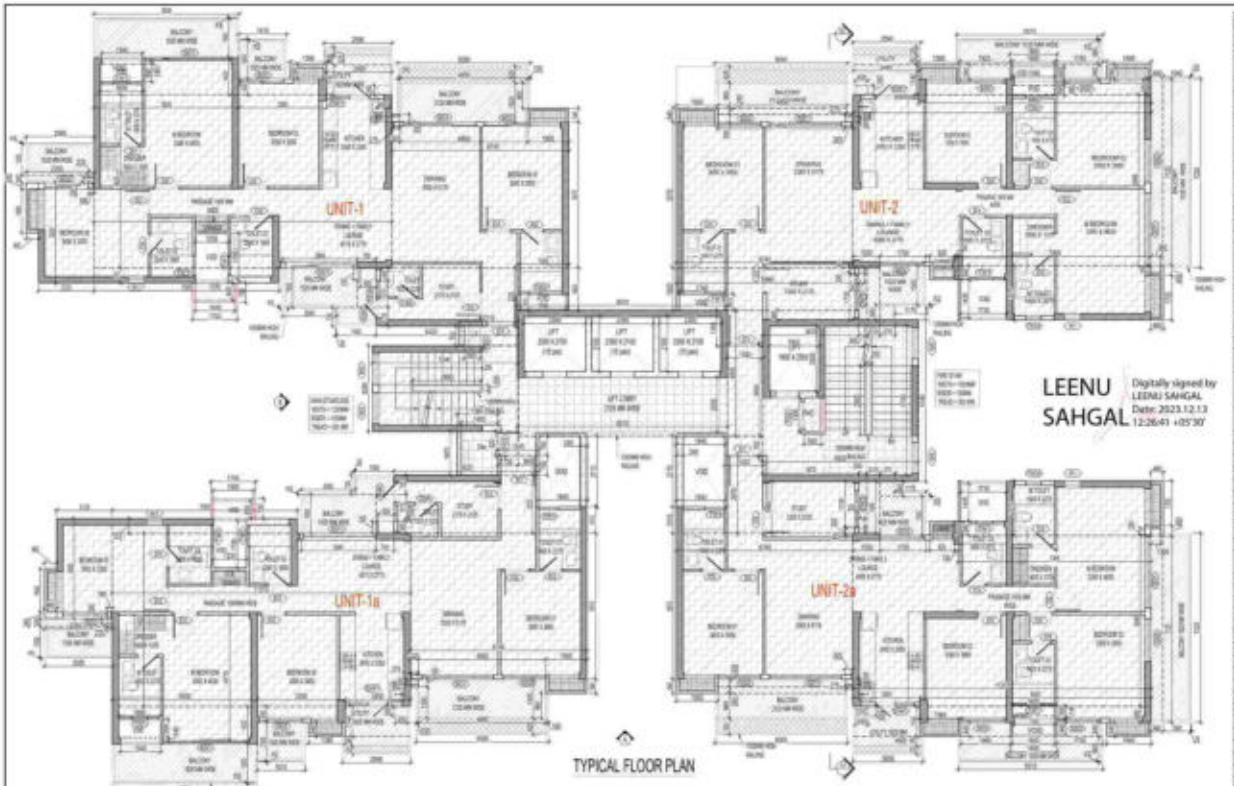

TYPICAL FLOOR PLAN

F.A.R. COVERED AREA CALCULATION FOR UNIT - 1						
S.NO.	PARTICULARS					AREA (SQMT)
COVERED AREA						
1	3.660	X	0.230		=	0.842
2	3.126	X	1.600		=	5.138
3	4.226	X	0.300		=	0.971
4	5.500	X	1.427		=	7.850
5	3.000	X	0.850		=	2.550
6	11.372	X	6.600		=	75.045
7	7.026	X	0.573		=	4.027
8	1.752	X	0.750		=	1.314
9	0.750	X	0.480		=	0.360
10	0.520		0.600		=	0.312
11	8.749	X	3.575		=	31.279
12	3.425	X	2.320		=	10.940
13	1.848	X	1.600		=	2.957
TOTAL AREA = (A)					=	163.608
BALCONY 1A AREA						
B1	2.985	X	0.600		=	0.897
B2	3.030	X	0.600		=	0.728
B3	1.915	X	0.600		=	0.966
B4	2.090	X	0.600		=	0.843
B5	2.000	X	0.600		=	0.900
B6	2.045	X	0.600		=	0.921
B7	0.520	X	0.750		=	0.018
TOTAL BALCONY AREA					=	4.273
TOTAL BALCONY 1A AREA (B)					=	1.279
SUBTRACTION AREA						
P1	0.100	X	0.200		=	0.020
P2	1.600	X	0.600		=	1.104
P3	1.250	X	1.785		=	2.231
P4	1.070	X	0.600		=	0.615
P5	0.275	X	0.200		=	0.055
P6	2.600	X	0.450		=	0.351
P7	1.740	X	0.450		=	1.061
P8	1.540	X	0.540		=	0.216
TOTAL SUBTRACTION AREA = (C)					=	5.648
TOTAL UNIT 1 F.A.R. AREA (D)= (A+B-C)					=	167.147
NON F.A.R AREA OF BALCONY						
N1	2.985	X	0.300		=	0.753
N2	3.030	X	0.300		=	0.763
N3	3.625	X	1.600		=	5.285
N4	1.915	X	1.600		=	2.712
N5	2.090	X	0.300		=	0.627
N6	2.400	X	1.140		=	2.808
N7	2.000	X	1.200		=	2.400
N8	4.095	X	1.600		=	7.272
N9	0.100	X	0.485		=	0.048
N10	2.940	X	1.600		=	4.608
N11	4.700	X	1.015		=	5.771
N12	1.520	X	0.720		=	1.094
TOTAL AREA					=	32.163
SUBTRACTION AREA						
P9	0.400	X	0.300		=	0.120
TOTAL NON F.A.R.AREA					=	31.947
BALCONY 3A AREA = (4.215-1.279)					=	2.936
TOTAL BALCONY NON F.A.R. AREA (E)					=	34.883
15 % SERVICES AREA OF UNIT-1						
C1	0.400	X	1.900		=	0.760
C2	1.750	X	0.900		=	1.575
C3	1.000	X	0.500		=	0.500
TOTAL 15% SERVICES AREA OF UNIT (F)					=	2.862
COVERAGE AREA FOR UNIT = D+E+F =						
1	TOTAL UNIT F.A.R. AREA (D)				=	167.147
2	NON FAR AREA OF UNIT (E)				=	34.883
3	15 % SERVICES AREA OF UNIT (F)				=	2.862
TOTAL UNIT-1 COVERAGE AREA					=	164.732

F.A.R. COVERED AREA CALCULATION FOR UNIT - 1a						
S.NO.	PARTICULARS					AREA (SQMT)
COVERED AREA						
1	0.460	X	0.340		=	0.156
2	2.100	X	1.600		=	6.720
3	0.230	X	0.300		=	0.069
4	0.500	X	1.400		=	7.000
5	4.350	X	0.800		=	3.510
6	11.372	X	6.600		=	75.045
7	7.026	X	0.573		=	4.027
8	1.752	X	0.750		=	1.314
9	0.750	X	0.480		=	0.360
10	0.520		0.600		=	0.936
11	8.749	X	3.575		=	31.279
12	5.600	X	2.320		=	12.992
13	1.848	X	1.600		=	2.957
14	1.540	X	1.010		=	1.555
TOTAL AREA = (A)					=	162.777
BALCONY 1A AREA						
B1	2.985	X	0.600		=	0.897
B2	0.050	X	0.600		=	0.030
B3	1.915	X	0.600		=	0.966
B4	1.915	X	0.600		=	0.843
B5	2.000	X	0.600		=	0.900
B6	2.045	X	0.600		=	0.921
B7	0.520	X	0.750		=	0.018
TOTAL BALCONY AREA					=	4.573
TOTAL BALCONY 1A AREA (B)					=	1.079
SUBTRACTION AREA						
P1	0.100	X	0.200		=	0.020
P2	1.600	X	0.600		=	1.104
P3	1.250	X	1.785		=	2.231
P4	1.070	X	0.600		=	0.642
P5	0.275	X	0.200		=	0.055
P6	2.600	X	0.450		=	0.351
P7	1.740	X	0.450		=	1.061
P8	1.540	X	0.540		=	0.216
TOTAL SUBTRACTION AREA = (C)					=	5.680
TOTAL UNIT 1a F.A.R. AREA (D)= (A+B-C)					=	160.677
NON F.A.R AREA OF BALCONY						
N1	2.985	X	0.300		=	0.753
N2	2.985	X	0.300		=	0.763
N3	3.625	X	1.600		=	5.285
N4	1.915	X	1.600		=	2.712
N5	2.090	X	0.300		=	0.627
N6	2.400	X	1.140		=	2.808
N7	2.100	X	1.200		=	2.520
N8	4.095	X	1.600		=	7.272
N9	0.100	X	0.485		=	0.048
N10	2.940	X	1.600		=	4.608
N11	4.700	X	1.015		=	5.771
N12	1.520	X	0.720		=	1.094
TOTAL AREA					=	32.163
SUBTRACTION AREA						
P9	0.400	X	0.300		=	0.120
TOTAL NON F.A.R.AREA					=	31.947
BALCONY 3A AREA = (4.215-1.079)					=	3.036
TOTAL BALCONY NON F.A.R. AREA = (E)					=	35.223
15 % SERVICES AREA OF UNIT-1						
C1	0.400	X	1.900		=	0.760
C2	1.750	X	0.900		=	1.575
C3	1.000	X	0.500		=	0.500
TOTAL 15% SERVICES AREA OF UNIT (F)					=	2.835
COVERAGE AREA FOR UNIT = D+E+F =						
1	TOTAL UNIT F.A.R. AREA (D)				=	160.677
2	NON FAR AREA OF UNIT (E)				=	35.223
3	15 % SERVICES AREA OF UNIT (F)				=	2.835
TOTAL UNIT- 1A COVERAGE AREA					=	198.735

F.A.R. COVERED AREA CALCULATION FOR UNIT - 2						
S.NO.	PARTICULARS					AREA (SQMT)
COVERED AREA						
1	1.000	X	1.024		=	1.024
2	0.875	X	1.900		=	1.662
3	5.750	X	1.825		=	11.272
4	8.740	X	3.575		=	31.279
5	0.500	X	0.250		=	0.125
6	1.120	X	0.500		=	0.560
7	0.525	X	0.300		=	0.158
8	1.800	X	0.300		=	0.540
9	8.680	X	0.900		=	0.528
10	11.372	X	6.600		=	75.035
11	8.749	X	0.900		=	0.787
12	7.585	X	2.575		=	19.529
13	0.460	X	0.400		=	0.184
TOTAL AREA = (A)					=	144.042
BALCONY 1A AREA						
B1	0.500	X	0.425		=	0.106
B2	2.040	X	0.325		=	0.663
B3	0.575	X	0.425		=	0.136
B4	0.425	X	7.225		=	0.181
B5	1.175	X	0.525		=	0.616
TOTAL BALCONY AREA					=	4.347
TOTAL BALCONY 1A AREA (B)					=	1.087
SUBTRACTION AREA						
P1	0.300	X	0.200		=	0.060
P2	1.725	X	1.400		=	2.415
P3	1.600	X	0.300		=	0.480
P4	0.275	X	0.200		=	0.055
P5	0.575	X	0.200		=	0.115
P6	1.740	X	0.675		=	1.061
P7	1.540	X	0.540		=	0.216
TOTAL SUBTRACTION AREA = (C)					=	2.389
TOTAL UNIT 2 F.A.R AREA (D)= (A+B-C)					=	144.347
NON F.A.R AREA OF BALCONY						
N1	0.500	X	0.900		=	0.450
N2	4.400	X	0.300		=	1.320
N3	0.800	X	0.300		=	0.240
N4	2.040	X	0.300		=	0.612
N5	1.175	X	0.300		=	0.353
N6	1.725	X	0.300		=	0.518
N7	1.600	X	0.300		=	0.480
N8	0.275	X	0.300		=	0.083
N9	1.740	X	0.675		=	1.061
N10	1.540	X	0.540		=	0.832
TOTAL AREA					=	6.449
SUBTRACTION AREA						
P8	0.400	X	0.300		=	0.120
TOTAL NON F.A.R.AREA					=	6.329
BALCONY 3A AREA = (4.347-1.087)					=	3.260
TOTAL BALCONY NON F.A.R. AREA = (E)					=	9.589
15 % SERVICES AREA OF UNIT						
C1	1.000	X	0.900	+	=	1.080
C2	0.800	X	0.900	+	=	0.810
C3	0.800	X	1.750		=	0.742
C4	0.525	X	0.900		=	0.630
TOTAL 15% SERVICES AREA OF UNIT (F)					=	3.262
COVERAGE AREA FOR UNIT = D+E+F =						
1	TOTAL UNIT F.A.R. AREA (D)				=	144.347
2	NON FAR AREA OF UNIT (E)				=	38.949
3	15 % SERVICES AREA OF UNIT (F)				=	3.262
TOTAL UNIT- 2 COVERAGE AREA					=	186.561

F.A.R. COVERED AREA CALCULATION FOR UNIT (2)						
S.NO.	PARTICULARS					AREA (SQMT)
COVERED AREA						
1	1.000	X	1.010		=	1.009
2	1.425	X	2.875		=	4.094
3	5.875	X	1.925		=	11.305
4	8.740	X	3.575		=	31.279
5	0.500	X	0.250		=	0.125
6	1.120	X	0.500		=	0.560
7	0.525	X	0.300		=	0.158
8	1.800	X	0.300		=	0.540
9	8.680	X	0.900		=	0.528
10	11.372	X	6.600		=	75.035
11	8.749	X	0.900		=	0.787
12	7.585	X	2.575		=	19.529
13	0.460	X	0.400		=	0.184
TOTAL AREA = (A)					=	147.018
BALCONY 1A AREA						
B1	0.500	X	0.425		=	0.106
B2	2.040	X	1.325		=	0.663
B3	0.575	X	0.425		=	0.136
B4	0.425	X	7.225		=	0.181
B5	1.175	X	0.525		=	0.616
TOTAL BALCONY AREA					=	4.347
TOTAL BALCONY 1A AREA (B)					=	1.087
SUBTRACTION AREA						
P1	0.300	X	0.200		=	0.060
P2	1.725	X	1.400		=	2.415
P3	1.600	X	0.300		=	0.480
P4	0.275	X	0.200		=	0.055
P5	0.575	X	0.200		=	0.115
P6	1.740	X	0.675		=	1.061
P7	1.540	X	0.540		=	0.216
TOTAL SUBTRACTION AREA = (C)					=	4.204
TOTAL UNIT 2a F.A.R AREA (D)= (A+B-C)					=	144.204
NON F.A.R AREA OF BALCONY						
N1	0.500	X	1.900		=	0.950
N2	4.400	X	0.300		=	1.100
N3	4.400	X	0.300		=	1.320
N4	2.040	X	0.300		=	0.612
N5	1.175	X	0.300		=	0.353
N6	1.725	X	0.300		=	0.518
N7	1.600	X	0.300		=	0.480
N8	0.275	X	0.300		=	0.083
N9	1.740	X	0.675		=	1.061
N10	1.540	X	0.540		=	0.832
TOTAL AREA					=	10.648
SUBTRACTION AREA						
P8	0.400	X	0.300		=	0.120
TOTAL NON F.A.R.AREA					=	10.528
BALCONY 3A AREA = (4.347-1.087)					=	3.260
TOTAL BALCONY NON F.A.R. AREA = (E)					=	13.788
15 % SERVICES AREA OF UNIT						
C1	1.000	X	0.900	+	=	1.080
C2	0.800	X	0.900	+	=	0.810
C3	0.800	X	1.750		=	0.742
C4	0.525	X	0.900		=	0.630
TOTAL 15% SERVICES AREA OF UNIT (F)					=	3.262
COVERAGE AREA FOR UNIT = D+E+F =						
1	TOTAL UNIT F.A.R. AREA (D)				=	144.204
2	NON FAR AREA OF UNIT (E)				=	38.949
3	15 % SERVICES AREA OF UNIT (F)				=	3.262
TOTAL UNIT 2a COVERAGE AREA					=	186.415

ARCHITECT SIGN

OWNER SIGN

VISHAL SHARMA — Digitally signed by VISHAL SHARMA Date: 2023.11.24 11:22:58 +05'30'

PRAMOD BAHL — Digitally signed by PRAMOD BAHL Date: 2023.11.24 12:33:36 +05'30'

AMIT VARMA — Digitally signed by AMIT VARMA Date: 2023.11.24 12:48:20 +05'30'

Lal Singh

Sudheer Kumar

LEGENDS :-

- F.A.R AREA
- COUNTED IN 15 % F.A.R AREA
- COUNTED IN 14 F.A.R AREA
- NON F.A.R AREA

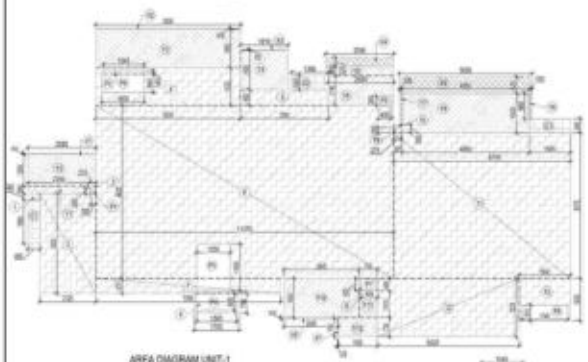

AREA DIAGRAM UNIT-1

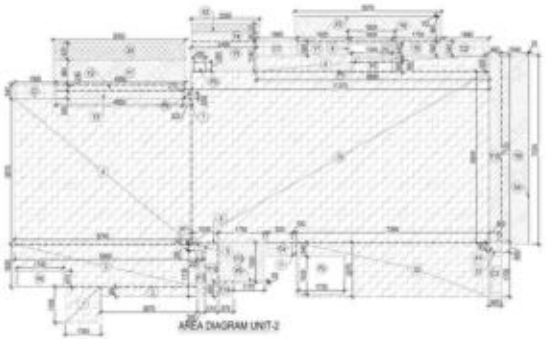

AREA DIAGRAM UNIT-2

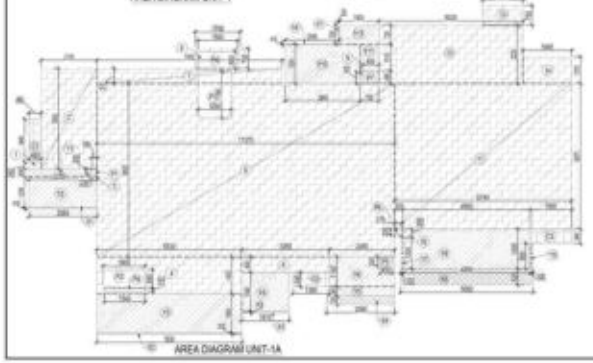

AREA DIAGRAM UNIT-1A

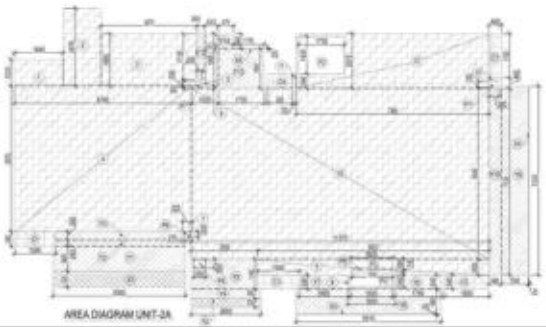

AREA DIAGRAM UNIT-2A

F.A.R. COVERED AREA CALCULATION FOR CIRCULATION AREA						
S.NO.	PARTICULARS					AREA (SQMT)
1	3.046	X	1.200		=	18.271
2	1.956	X	1.600		=	3.905
3	2.750	X	0.600		=	1.650
4	0.850	X	0.750		=	0.638
5	2.270	X	0.750		=	1.703
6	3.246	X	2.713	X	2	=	17.622
7	5.515	X	4.900			=	26.991
8	1.200	X	3.460			=	4.152
9	1.400	X	0.750			=	1.050
10	0.520	X	0.100			=	0.052
TOTAL AREA (A)						=	103.848
AREA SUBTRACTION							
SL1	1.400	X	1.015			=	2.128
W1	0.800	X	0.300			=	0.300
LVR	0.800	X	0.750			=	0.600
LL1	8.515	X	1.000			=	18.621
LT	2.000	X	2.000	X	2	=	14.000
L2	1.400	X	2.000			=	4.700
FHC	0.600	X	1.200			=	0.648
FRC	2.200	X	3.700			=	16.610
TOTAL (B)						=	58.609
TOTAL F.A.R AREA CIRCULATION (= (A - B))						=	45.207

CORRIDOR AREA CALCULATION TOWARDS 15% SERVICES AREA						
S.NO.	PARTICULARS					AREA (SQMT)
FIRE TOWER AREA						
FT1	2.200	X	3.770		=	18.616
AREA SUBTRACTION						
L2	2.200	X	2.900		=	3.520
FIRE STAIRCASE AREA					=	15.096
LIFT LOBBY						
LL1	8.515	X	1.900		=	16.621
FHC SHAFT						
FHC	0.600	X	1.900		=	0.840
ELECTRICAL SHAFT						
LL1	1.400	X	1.015		=	2.128
LVR	0.800	X	0.750		=	0.450
TOTAL CORRIDOR AREA 15% SERVICES AREA (A)					=	36.346
UNIT AREA CALCULATION 15% SERVICES F.A.R AREA						
DUPLEX UNIT						
UNIT Service F.A.R	2.962	X	1		=	2.962
Unit Fa Service F.A.R	2.962	X	1		=	2.962
UNIT Service F.A.R	3.884	X	1		=	3.884
Unit Fa Service F.A.R	3.884	X	1		=	3.884
TOTAL UNIT AREA CALCULATION 15% SERVICES F.A.R (B)					=	13.692
TOTAL 15% SERVICES F.A.R AREA = (C) (A + B)					=	50.038

DOOR - WINDOW SCHEDULE - TYPICAL FLOOR					
SR. NO.	CODE	DESCRIPTION	SIZE	SILL	UNITS
01	D1	VENEERED POLISHED FLOOR DOOR	1000 X 2400	00	2400
02	D2	LAMINATED FLOOR DOOR	1000 X 2200	00	2200
03	D3	LAMINATED FLOOR DOOR	900 X 2200	00	2200
04	D4A	FIXED GLAZING WITH OPENING KITCHEN	1400 X 2200	00	2200
05	D4B	FIXED GLAZING WITH OPENING DINING	1200 X 2200	00	2200
06	D5	SLIDING GLASS DOOR	2700X 2200	00	2200
07	D6	SLIDING GLASS DOOR	1400 X 2200	00	2200
08	TW1	TOILET WINDOW	750 X 1200	1200	2200
09	TW2A	TOILET WINDOW	900 X 1200	900	2200
10	W1	WINDOW	900 X 1200	900	2200
11	W2	WINDOW	2700X 1200	900	2200
12	W3	WINDOW	1200 X 1200	900	2200
13	W4	WINDOW	1200 X 1200	900	2200
14	W5	WINDOW	1200 X 1200	900	2200
15	FD1	FIRE DOOR	2000X 2400	00	2400
16	FD2	F.H.C DOOR (FIRE DOOR)	2000 X 2200	100	2300
17	FD3	(+) SHAFT DOOR (FIRE DOOR)	750 X 2200	100	2300
18	FD4	(+) SHAFT DOOR (FIRE DOOR)	750 X 2200	100	2300
19	SD1	SLIDING GLASS DOOR	2000X 2200	00	2200
20	SD1	SLIDING DOOR	2000 X 2400	00	2400
21	SL1	SLADING		ASSETAL	
22	SL2	SLADING		ASSETAL	
23	SL3	SLADING		ASSETAL	

TYPICAL FLOOR FAR AREA SUMMARY (3rd TO 18th & 21st TO 28th)					
S.NO.	NO. OF UNITS		SINGLE UNIT AREA		TOTAL UNITS AREA (SQMT)
F.A.R AREA OF UNIT - 1	1	X	167.147	=	167.147
F.A.R AREA OF UNIT - 1a	1	X	160.677	=	160.677
F.A.R AREA OF UNIT - 2	1	X	144.347	=	144.347
F.A.R AREA OF UNIT - 2A	1	X	144.347	=	144.347
F.A.R AREA OF CIRCULATION	1	X	45.207	=	45.207
TOTAL F.A.R AREA AT TYPICAL FLOOR = (A)				=	661.885

TOTAL NON F.A.R. AREA AT TYPICAL FLOOR PLAN (3rd TO 18th & 21st TO 28th)					
BALCONY AREA					
UNIT - 1	35.223	X	1	=	35.223
UNIT - 1a	35.223	X	1	=	35.223
UNIT - 2	38.988	X	1	=	38.988
UNIT - 2A	38.988	X	1	=	38.988
TOTAL NON FAR AREA AT SINGLE FLOOR				=	144.396

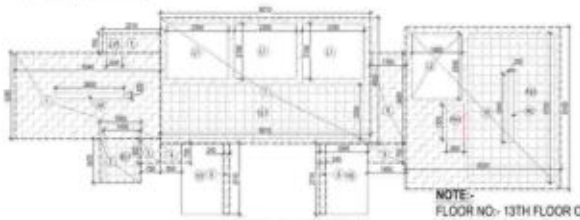

CORE AREA DIAGRAM

NOTE:-
FLOOR NO:- 13TH FLOOR OMITTED FROM FLOOR COUNTING

OWNER:
M/S GOLF GREEN MANSIONS (P) LTD.

SUBMISSION DRAWING

KEYPLAN

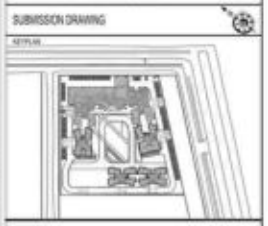

PROJECT
PROPOSED GROUP HOUSING FOR M/S GOLF GREEN MANSIONS (P) LTD. AT PLOT NO: - GH-3A,SECTOR -10 GREATER NOIDA,(U.P.)

DATE	PROJECT INCH.	CHECKED BY
01 - 09 -2023	BALRAJ SINGH	BALRAJ SINGH
SCALE	DRAWN BY	APPROVED BY
1:100	SAHIL GUPTA	VISHAL SHARMA

DRAWING TITLE
TYPICAL FLOOR PLAN & AREA DIAGRAM (3rd TO 18th AND 21st TO 28th FLOOR)

TOWER-A

ARCHITECTS
Confluence
NEW DELHI , INDIA

DRAWING NO. S-12

REVISION

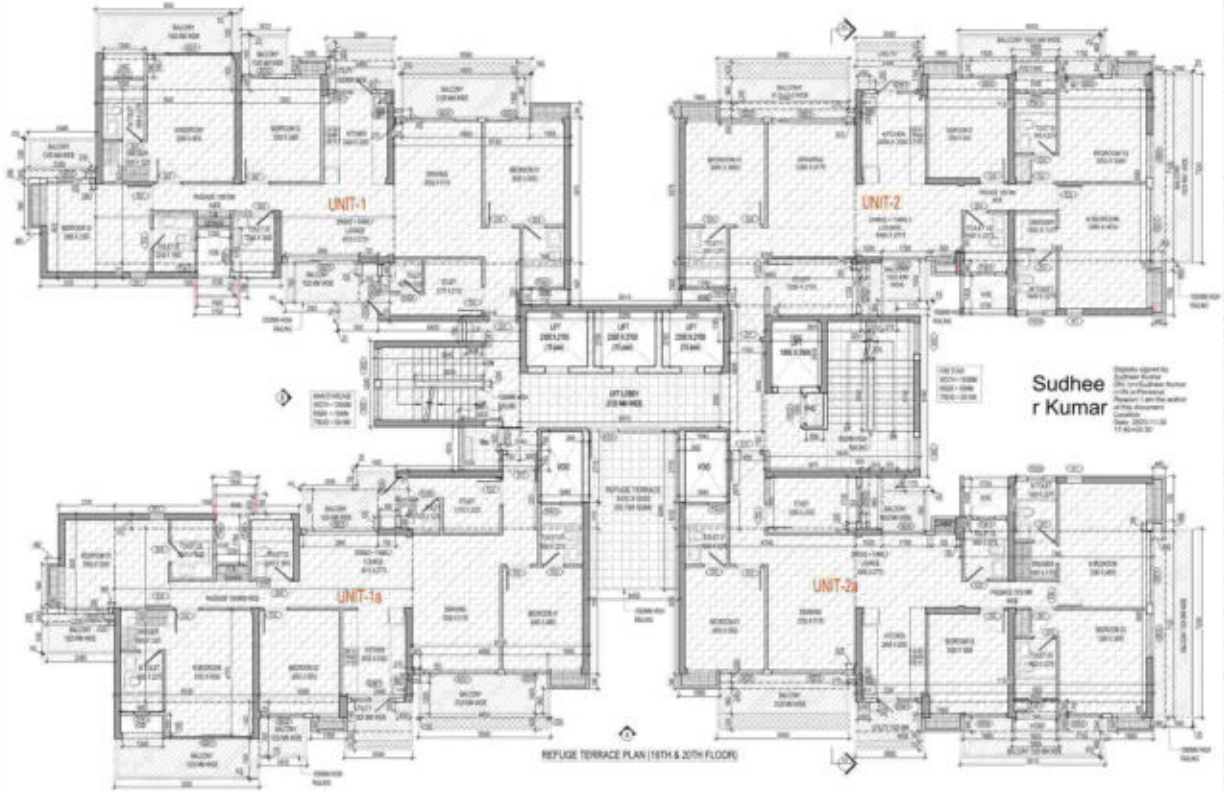

Sudhee
r Kumar

F.A.R COVERED AREA CALCULATION FOR UNIT - 1							
S.NO.	PARTICULARS						AREA (SQMT.)
COVERED AREA							
1	3.860	X	0.200			=	0.772
2	2.128	X	1.600			=	3.405
3	4.226	X	0.300			=	0.271
4	5.500	X	1.425			=	7.843
5	3.000	X	0.900			=	2.700
6	11.375	X	6.625			=	75.344
7	7.025	X	0.575			=	4.037
8	1.750	X	0.750			=	1.313
9	0.750	X	0.480			=	0.360
10	0.525		0.800				0.420
11	4.740	X	0.575			=	27.276
12	5.425	X	2.325			=	12.610
13	1.848	X	1.825			=	3.372
TOTAL AREA = (A)						=	152.528
BALCONY 1A AREA							
B1	2.995	X	0.600			=	0.997
B2	5.025	X	0.625			=	3.139
B3	1.915	X	0.625			=	0.966
B4	2.000	X	0.625			=	1.250
B5	3.000	X	0.625			=	1.875
B6	5.275	X	0.625			=	3.297
B7	2.600	X	0.625			=	1.625
B8	1.740	X	0.625			=	1.087
B9	3.540	X	0.625			=	2.213
TOTAL SUBTRACTION AREA = (B)						=	5.948
TOTAL UNIT 1 F.A.R. AREA (SH-(A+B-C))						=	147.147
NON F.A.R AREA OF BALCONY							
N1	2.995	X	0.300			=	0.898
N2	5.025	X	0.300			=	1.508
N3	1.915	X	0.300			=	0.575
N4	3.000	X	0.300			=	0.900
N5	5.275	X	0.300			=	1.583
N6	2.600	X	0.300			=	0.780
N7	1.740	X	0.300			=	0.522
N8	3.540	X	0.300			=	1.062
TOTAL NON F.A.R AREA							6.828
SUBTRACTION AREA							
S1	3.400	X	0.300			=	0.734
TOTAL NON F.A.R AREA						=	7.187
BALCONY 3A AREA = (4.215-1.375)						=	2.838
TOTAL BALCONY NON F.A.R. AREA (B)						=	10.025
15 % SERVICES AREA OF UNIT-1							
C1	1.400	X	1.000			=	0.700
C2	1.750	X	0.900			=	0.787
C3	0.800	X	0.700			=	0.560
TOTAL 15% SERVICES AREA OF UNIT (F)						=	2.046
COVERAGE AREA FOR UNIT = D+ B+ F =							
1	TOTAL UNIT F.A.R. AREA (D)					=	147.147
2	NON FAR AREA OF UNIT (E)					=	10.025
3	15 % SERVICES AREA OF UNIT (F)					=	2.046
TOTAL UNIT-1 COVERAGE AREA						=	164.218

F.A.R COVERED AREA CALCULATION FOR UNIT - 1A							
S.NO.	PARTICULARS						AREA (SQMT.)
COVERED AREA							
1	0.400	X	0.300			=	0.120
2	2.128	X	1.600			=	3.405
3	2.225	X	0.300			=	0.667
4	5.500	X	1.425			=	7.843
5	4.300	X	0.900			=	3.870
6	11.375	X	6.625			=	75.344
7	7.025	X	0.575			=	4.037
8	1.750	X	0.750			=	1.313
9	0.750	X	0.480			=	0.360
10	0.525		0.800				0.420
11	4.740	X	0.575			=	27.276
12	5.425	X	2.325			=	12.610
13	1.848	X	1.825			=	3.372
14	1.940	X	1.275			=	2.473
TOTAL AREA = (A)						=	152.510
BALCONY 1A AREA							
B1	2.995	X	0.600			=	0.997
B2	5.025	X	0.625			=	3.139
B3	1.915	X	0.625			=	0.966
B4	2.000	X	0.625			=	1.250
B5	3.000	X	0.625			=	1.875
B6	5.275	X	0.625			=	3.297
B7	2.600	X	0.625			=	1.625
B8	1.740	X	0.625			=	1.087
B9	3.540	X	0.625			=	2.213
TOTAL BALCONY AREA						=	4.213
TOTAL BALCONY 1A AREA (B)						=	1.079
SUBTRACTION AREA							
P1	0.100	X	0.300			=	0.030
P2	1.600	X	0.900			=	1.728
P3	1.250	X	1.795			=	2.244
P4	1.000	X	0.900			=	0.810
P5	0.275	X	0.300			=	0.083
P6	0.600	X	0.600			=	0.360
P7	1.740	X	0.300			=	0.522
P8	3.540	X	0.300			=	1.062
TOTAL SUBTRACTION AREA = (C)						=	4.879
TOTAL UNIT 1A F.A.R. AREA (SH-(A+B-C))						=	148.211
NON F.A.R AREA OF BALCONY							
N1	2.995	X	0.300			=	0.898
N2	5.025	X	0.300			=	1.508
N3	1.915	X	0.300			=	0.575
N4	3.000	X	0.300			=	0.900
N5	5.275	X	0.300			=	1.583
N6	2.600	X	0.300			=	0.780
N7	1.740	X	0.300			=	0.522
N8	3.540	X	0.300			=	1.062
TOTAL NON F.A.R AREA							7.270
SUBTRACTION AREA							
S1	3.400	X	0.300			=	0.734
TOTAL NON F.A.R AREA						=	7.187
BALCONY 3A AREA = (4.215-1.375)						=	2.838
TOTAL BALCONY NON F.A.R. AREA (B)						=	10.025
15 % SERVICES AREA OF UNIT-1							
C1	0.400	X	1.000			=	0.700
C2	1.750	X	0.900			=	0.787
C3	1.000	X	0.800			=	0.800
TOTAL 15% SERVICES AREA OF UNIT (F)						=	2.363
COVERAGE AREA FOR UNIT = D+ E+ F =							
1	TOTAL UNIT F.A.R. AREA (D)					=	148.211
2	NON FAR AREA OF UNIT (E)					=	10.025
3	15 % SERVICES AREA OF UNIT (F)					=	2.363
TOTAL UNIT-1A COVERAGE AREA						=	160.600

F.A.R COVERED AREA CALCULATION FOR UNIT-2							
S.NO.	PARTICULARS						AREA (SQMT.)
COVERED AREA							
1	1.225	X	1.325			=	1.623
2	2.675	X	1.425			=	3.810
3	5.400	X	1.825			=	9.855
4	8.740	X	0.575			=	5.026
5	0.500	X	0.250			=	0.125
6	0.125	X	0.550			=	0.069
7	0.325	X	0.300			=	0.098
8	1.800	X	0.300			=	0.540
9	8.680	X	0.800			=	6.944
10	11.375	X	6.625			=	75.344
11	0.150	X	0.550			=	0.083
12	7.025	X	2.675			=	18.793
13	0.450	X	0.400			=	0.180
TOTAL AREA = (A)						=	146.542
BALCONY 1A AREA							
B1	0.250	X	0.625			=	0.156
B2	2.540	X	0.625			=	1.588
B3	0.875	X	0.625			=	0.547
B4	0.625	X	7.225			=	4.516
B5	1.175	X	0.625			=	0.734
TOTAL BALCONY AREA						=	4.347
TOTAL BALCONY 1A AREA (B)						=	1.087
SUBTRACTION AREA							
R1	0.350	X	0.250			=	0.088
R2	1.725	X	1.400			=	2.415
R3	1.600	X	0.300			=	0.480
R4	0.275	X	0.300			=	0.083
R5	0.250	X	0.250			=	0.063
R6	0.275	X	0.300			=	0.083
R7	1.740	X	0.900			=	1.566
R8	1.540	X	0.300			=	0.462
TOTAL SUBTRACTION AREA = (C)						=	5.239
TOTAL UNIT 2 F.A.R AREA (SH-(A+B-C))						=	144.347
NON F.A.R AREA OF BALCONY							
N1	0.250	X	0.900			=	0.225
N2	4.400	X	0.300			=	1.188
N3	0.800	X	0.300			=	0.240
N4	0.625	X	0.300			=	0.188
N5	2.540	X	0.140			=	0.356
N6	0.875	X	0.900			=	0.788
N7	1.000	X	0.300			=	0.300
N8	1.540	X	7.225			=	11.127
N9	0.400	X	0.300			=	0.120
N10	1.740	X	0.900			=	1.566
N11	0.350	X	0.750			=	0.263
N12	0.500	X	0.900			=	0.450
N13	1.540	X	0.300			=	0.462
TOTAL NON F.A.R AREA OF UNIT (F)						=	18.848
COVERAGE AREA FOR UNIT = D+E+F =							
1	TOTAL UNIT F.A.R. AREA (D)					=	144.347
2	NON FAR AREA OF UNIT (E)					=	18.848
3	15 % SERVICES AREA OF UNIT (F)					=	0.000
TOTAL UNIT-2 COVERAGE AREA						=	163.195

F.A.R COVERED AREA CALCULATION FOR UNIT (3)							
S.NO.	PARTICULARS						AREA (SQMT.)
COVERED AREA							
1	1.225	X	1.325			=	1.623
2	2.675	X	1.425			=	3.810
3	5.400	X	1.825			=	9.855
4	8.740	X	0.575			=	5.026
5	0.500	X	0.250			=	0.125
6	0.125	X	0.550			=	0.069
7	0.325	X	0.300			=	0.098
8	1.800	X	0.300			=	0.540
9	8.680	X	0.800			=	6.944
10	11.375	X	6.625			=	75.344
11	0.150	X	0.550			=	0.083
12	7.025	X	2.675			=	18.793
13	0.450	X	0.400			=	0.180
TOTAL AREA = (A)						=	147.018
BALCONY 1A AREA							
B1	0.250	X	0.625			=	0.156
B2	2.540	X	0.625			=	1.588
B3	0.875	X	0.625			=	0.547
B4	0.625	X	7.225			=	4.516
B5	1.175	X	0.625			=	0.734
TOTAL BALCONY AREA						=	4.347
TOTAL BALCONY 1A AREA (B)						=	1.087
SUBTRACTION AREA							
R1	0.350	X	0.250			=	0.088
R2	1.725	X	1.400			=	2.415
R3	1.600	X	0.300			=	0.480
R4	0.275	X	0.300			=	0.083
R5	0.250	X	0.250			=	0.063
R6	0.275	X	0.300			=	0.083
R7	1.740	X	0.900			=	1.566
R8	1.540	X	0.300			=	0.462
TOTAL SUBTRACTION AREA = (C)						=	5.239
TOTAL UNIT 3A F.A.R AREA (SH-(A+B-C))						=	144.194
NON F.A.R AREA OF BALCONY							
N1	0.250	X	1.900			=	0.475
N2	4.400	X	0.300			=	1.188
N3	0.800	X	0.300			=	0.240
N4	0.625	X	0.300			=	0.188
N5	2.540	X	0.140			=	0.356
N6	0.875	X	0.900			=	0.788
N7	1.000	X	0.300			=	0.300
N8	1.540	X	7.225			=	11.127
N9	0.400	X	0.300			=	0.120
N10	1.740	X	0.900			=	1.566
N11	0.350	X	0.750			=	0.263
N12	0.500	X	0.900			=	0.450
N13	1.540	X	0.300			=	0.462
TOTAL AREA							18.848
SUBTRACTION AREA							
S1	3.400	X	0.300			=	0.734
TOTAL NON F.A.R AREA						=	19.582
BALCONY 3A AREA = (4.215-1.375)						=	2.838
TOTAL BALCONY NON F.A.R. AREA = (B)						=	22.420
15 % SERVICES AREA OF UNIT							
C1	1.000	X	0.900	+	2	=	1.800
C2	1.400	X	0.900			=	1.260
C3	0.800	X	0.700			=	0.560
C4	0.600	X	0.900			=	0.540
TOTAL 15% SERVICES AREA OF UNIT (F)						=	3.884
COVERAGE AREA FOR UNIT = D + E + F =							
1	TOTAL UNIT F.A.R. AREA (D)					=	144.194
2	NON FAR AREA OF UNIT (E)					=	22.420
3	15 % SERVICES AREA OF UNIT (F)					=	3.884
TOTAL UNIT (3) COVERAGE AREA						=	170.298

ARCHITECT SIGN

OWNER SIGN

VISHAL SHARMA — Digitally signed by VISHAL SHARMA Date: 2023.11.24 11:33:49 +05'30'

PRAMOD BAHL — Digitally signed by PRAMOD BAHL Date: 2023.11.24 15:58:00 +05'30'

AMIT VARMA — Digitally signed by AMIT VARMA Date: 2023.11.28 13:47:08 +05'30'

Lal Singh

LEENU SAHGAL — Digitally signed by LEENU SAHGAL Date: 2023.11.13 12:25:37 +05'30'

LEGENDS :-

- F.A.R AREA
- COUNTED IN 15% F.A.R AREA
- COUNTED IN 1A F.A.R AREA
- NON F.A.R AREA

NOTE:-
FLOOR NO:- 13TH FLOOR OMITTED FROM FLOOR COUNTING

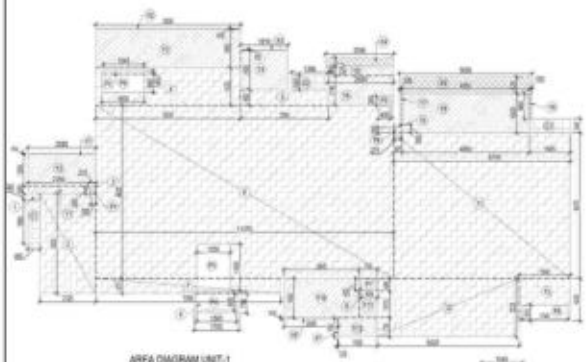

AREA DIAGRAM UNIT-1

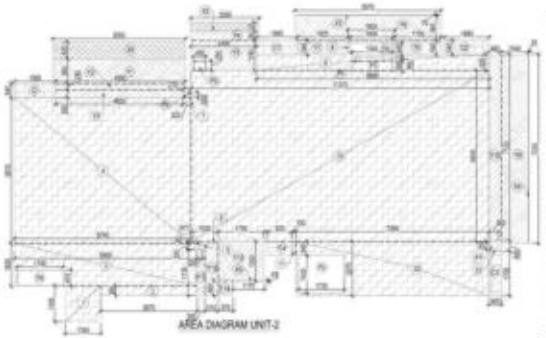

AREA DIAGRAM UNIT-2

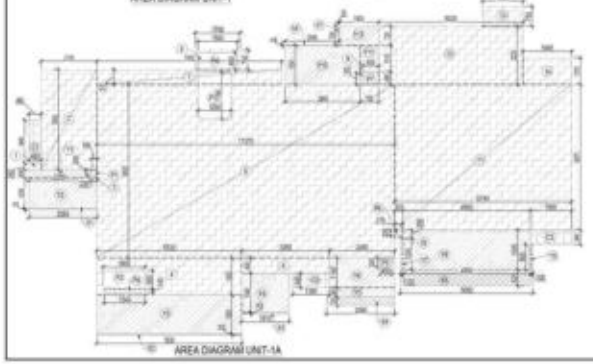

AREA DIAGRAM UNIT-1A

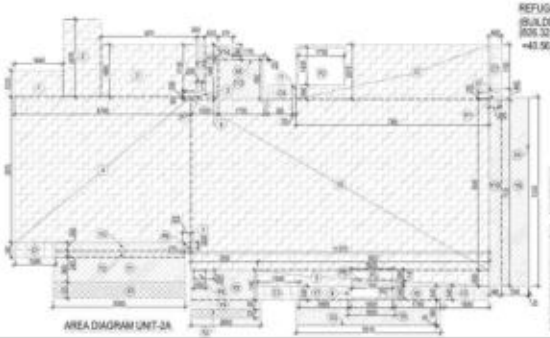

AREA DIAGRAM UNIT-2A

F.A.R COVERED AREA CALCULATION FOR CIRCULATION AREA							
S.NO.	PARTICULARS						AREA (SQMT.)
1	3.540	X	3.200			=	11.328
2	1.585	X	1.475			=	2.338
3	0.750	X	0.600			=	0.450
4	0.600	X	0.750			=	0.450
5	2.210	X	0.750			=	1.658
6	2.240	X	2.715	X	2	=	12.172
7	6.210	X	3.400			=	21.108
8	1.150	X	3.400			=	3.910
9	1.400	X	0.750			=	1.050
10	3.520	X	6.150			=	21.648
TOTAL AREA (A)						=	105.348
AREA SUBTRACTION							
U1	1.400	X	1.575			=	2.205
H1	3.600	X	0.200			=	0.720
L1F	0.600	X	0.750			=	0.450
L1T	6.210	X	2.585			=	16.421
L1	2.240	X	2.135	X	2	=	10.203
L2	1.600	X	2.535			=	4.056
FH1	0.850	X	1.350			=	0.848
FS1	3.300	X	3.750			=	12.375
TOTAL (B)						=	50.918
TOTAL F.A.R AREA CORRIDOR C = (A - B)						=	54.427

CORRIDOR AREA CALCULATION TOWARDS 15% SERVICES AREA							
S.NO.	PARTICULARS						AREA (SQMT.)
FIRE TOWER AREA							
FT1	3.300	X	5.775			=	19.073
AREA SUBTRACTION							
TO	2.300	X	2.600			=	5.980
FIRE STAIRCASE AREA						=	13.093
LIFT LOBBY							
LL1	6.210	X	2.585			=	16.421
FHC SHAFT							
FHC	0.850	X	1.350			=	0.848
ELECTRICAL SHAFT							
EL1	1.400	X	1.575			=	2.205
L1F	0.600	X	0.750			=	0.450
REFUGE TERRACE							
R1	3.400	X	6.200			=	20.700
TOTAL CORRIDOR AREA 15% SERVICES AREA (A)						=	59.112
UNIT AREA CALCULATION 10% SERVICES F.A.R AREA							
CUBOARD							
Unit-1 Service F.A.R.	2.342	X	1			=	2.342
Unit-1a Service F.A.R.	2.342	X	1			=	2.342
Unit-2 Service F.A.R.	3.884	X	1			=	3.884
Unit-2A Service F.A.R.	3.884	X	1			=	3.884
TOTAL UNIT AREA CALCULATION 10% SERVICES F.A.R. (B)						=	12.452
TOTAL 15% SERVICES F.A.R AREA = C (A + B)						=	71.564

DOOR - WINDOW SCHEDULE - TYPICAL FLOOR					
SR. NO.	CODE	DESCRIPTION	SIZE	SILL	LINTEL
01	01	SENSORED POLISHED FLUSH DOOR	1000 X 2400	00	300
02	02	LAMINATED FLUSH DOOR	1000 X 2200	00	200
03	03	LAMINATED FLUSH DOOR	800 X 2200	00	200
04	04W	FIXED GLAZING WITH OPENING WITH GRILL	1000 X 1200	900	200
05	05W	FIXED GLAZING WITH OPENING WITHOUT GRILL	1000 X 1200	900	200
06	06D	SLIDING GLASS DOOR	2700X 2200	00	200
07	07D	SLIDING GLASS DOOR	1800 X 2200	00	200
08	08W	TOILET WINDOW	700 X 1400	900	200
09	09W	TOILET WINDOW	600 X 1200	900	200
10	10W	WINDOW	600 X 1200	900	200
11	11W	WINDOW	2100X1200	900	200
12	12W	WINDOW	1200 X 1200	900	200
13	13W	WINDOW	1200 X 1200	900	200
14	14W	WINDOW	1200 X 1200	900	200
15	15W	WINDOW	1200 X 1200	AVERETAL	
16	F01	FIRE DOOR	1000X2400	00	2400
17	F02	F.H.C DOOR (FIRE DOOR)	1000 X 2200	00	200
18	F03	ELECTRICAL SHAFT DOOR (FIRE DOOR)	800 X 2200	00	200
19	F04	L-1 SHAFT DOOR (FIRE DOOR)	700 X 2200	00	200
20	S01	SLIDING GLASS DOOR	2000 X 2200	00	200
21	S02	SLIDING DOOR	2000 X 2400	00	200
22	S1	SLIDING	AVERETAL		
23	S2	SLIDING	AVERETAL		
24	S3	SLIDING	AVERETAL		

REFUGE AREA CALCULATION
(BUILDING FLOOR PLATE X 2 FLOOR X 0.3) /12.5 + .900 SQ.MT. FOR SPEC. ABLED)
(926.32X 2 X 0.3) /12.5 + .900 = 40.563 SQ. MT.
=40.563/2 = 20.282 SQ.MT. PER FLOOR

TYPICAL FLOOR TOTAL FAR	=	523.000	
TYPICAL FLOOR TOTAL NON FAR	=	123.000	
TYPICAL FLOOR TOTAL SERVICE FAR	=	56.429	
TOTAL TYPICAL FLOOR PLATE AREA	=	926.429	

19th & 20th FLOOR FAR AREA SUMMARY						
S.NO.		NO. OF UNITS		SINGLE UNIT AREA		TOTAL UNITS AREA (SQMT.)
F.A.R AREA OF UNIT - 1		1	X	147.147	=	147.147
F.A.R AREA OF UNIT - 1a		1	X	148.211	=	148.211
F.A.R AREA OF UNIT - 2		1	X	144.347	=	144.347
F.A.R AREA OF UNIT - 3A		1	X	144.388	=	144.388
F.A.R AREA OF CIRCULATION		1	X	49.927	=	49.927
TOTAL F.A.R AREA AT TYPICAL FLOOR = (A)					=	633.000



REFUGE FLOOR CIRCULATION AREA DIAGRAM

TOTAL NON F.A.R. AREA AT 19th & 20th FLOOR PLAN					
BALCONY AREA					
UNIT - 1	35.223	X	1	=	35.223
UNIT - 1a	35.223	X	1	=	35.223
UNIT - 2	35.848	X	1	=	35.848
UNIT - 2A	35.848	X	1	=	35.848
TOTAL NON FAR AREA AT SINGLE FLOOR				=	144.086

OWNER:
M/S GOLF GREEN MANSIONS (P) LTD.

SUBMISSION DRAWING

KEYPLAN

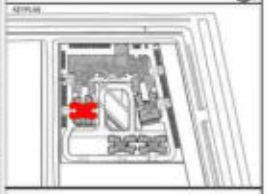

PROJECT
PROPOSED GROUP HOUSING FOR
M/S GOLF GREEN MANSIONS (P) LTD.
AT PLOT NO:- GH-3A,SECTOR -10
GREATER NOIDA,(U.P.)

DATE	PROJECT INCH.	CHECKED BY
01 - 09 -2023	BALRAJ SINGH	BALRAJ SINGH
SCALE	DRAWN BY	APPROVED BY
1:100	SAHIL GUPTA	VISHAL SHARMA

DRAWING TITLE
19TH TO 20TH FLOOR PLAN & AREA DIAGRAM
(REFUGE TERRACE)

TOWER-A

ARCHITECTS
Confluence
NEW DELHI , INDIA

DRAWING NO. S-13

REVISION

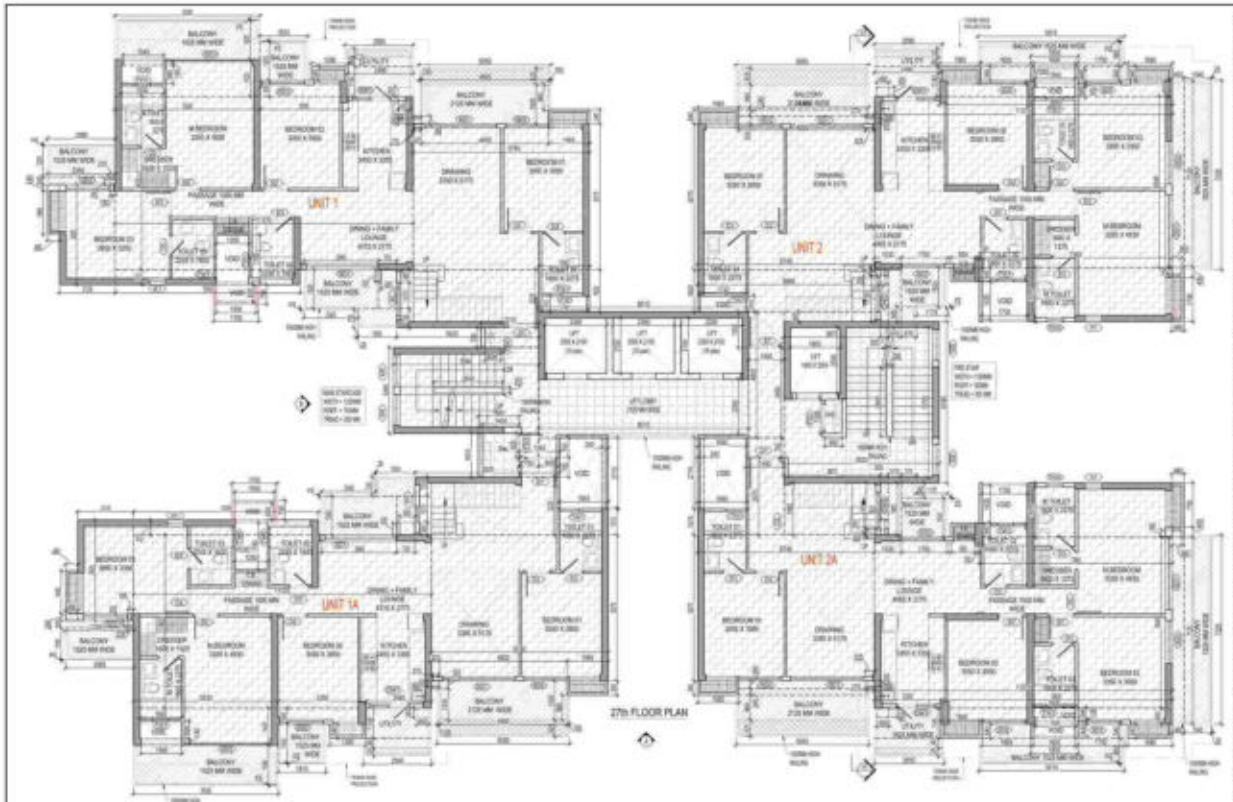

F.A.R. COVERED AREA CALCULATION FOR UNIT - 1							
S.NO.	PARTICULARS						AREA (SQMT.)
COVERED AREA							
1	3.660	X	0.230			=	0.842
2	3.108	X	3.609			=	11.218
3	4.226	X	0.300			=	0.971
4	5.500	X	1.420			=	7.810
5	3.000	X	0.860			=	2.580
6	11.375	X	6.625			=	75.344
7	7.026	X	0.573			=	4.027
8	1.752	X	0.750			=	1.315
9	0.750	X	0.480			=	0.360
10	0.525		0.850				0.446
11	8.749	X	3.575			=	31.279
12	3.400	X	2.320			=	10.288
13	1.848	X	1.500			=	2.772
TOTAL AREA = (A)						=	152.008
BALCONY 1A AREA							
B1	2.995	X	0.600			=	0.997
B2	0.500	X	0.600			=	0.150
B3	1.915	X	0.600			=	0.966
B4	2.000	X	0.600			=	0.840
B5	2.000	X	0.600			=	0.840
B6	2.945	X	0.600			=	0.867
B7	0.525	X	0.750			=	0.316
TOTAL BALCONY AREA						=	4.215
TOTAL BALCONY 1A AREA (B)						=	1.219
SUBTRACTION AREA							
P1	0.100	X	0.200			=	0.020
P2	1.600	X	0.600			=	1.104
P3	1.250	X	1.785			=	2.231
P4	1.000	X	0.600			=	0.610
P5	0.275	X	0.200			=	0.055
P6	0.600	X	0.600			=	0.360
P7	1.740	X	0.410			=	0.713
P8	1.940	X	0.540			=	1.048
TOTAL SUBTRACTION AREA = (C)						=	5.940
TOTAL UNIT 1 F.A.R. AREA (D)= (A+B-C)						=	147.147
NON F.A.R. AREA OF BALCONY							
P1	0.300	X	0.300			=	0.720
P2	2.500	X	1.200			=	2.700
P3	3.600	X	1.800			=	6.480
P4	1.810	X	1.500			=	2.715
P5	2.000	X	0.900			=	1.800
P6	2.400	X	1.140			=	2.736
P7	2.100	X	1.200			=	2.520
P8	4.000	X	1.800			=	7.200
P9	0.100	X	0.900			=	0.090
P10	2.940	X	1.600			=	4.704
P11	0.700	X	1.010			=	0.711
P12	1.500	X	0.700			=	1.050
TOTAL AREA						=	32.165
SUBTRACTION AREA							
P1	0.400	X	0.300			=	0.120
TOTAL NON F.A.R. AREA						=	31.367
BALCONY 3A AREA = (4.215-1.219)						=	2.996
TOTAL BALCONY NON F.A.R. AREA (E)						=	34.223
10 % SERVICES AREA OF UNIT-1							
C1	0.400	X	1.900			=	0.760
C2	1.790	X	0.500			=	0.895
C3	1.000	X	0.500			=	0.500
TOTAL 10% SERVICES AREA OF UNIT (F)						=	2.155
COVERAGE AREA FOR UNIT = D+E+F =							
1	TOTAL UNIT F.A.R. AREA (D)					=	147.147
2	NON FAR AREA OF UNIT (E)					=	34.223
3	10 % SERVICES AREA OF UNIT (F)					=	2.155
TOTAL UNIT-1 COVERAGE AREA						=	184.725

F.A.R. COVERED AREA CALCULATION FOR UNIT - 1A							
S.NO.	PARTICULARS						AREA (SQMT.)
COVERED AREA							
1	0.460	X	0.340			=	0.156
2	2.130	X	1.800			=	6.128
3	1.225	X	0.750			=	0.919
4	0.500	X	1.400			=	7.000
5	0.350	X	0.860			=	0.302
6	11.375	X	6.625			=	75.344
7	7.026	X	0.573			=	4.027
8	1.752	X	0.750			=	1.315
9	0.750	X	0.480			=	0.360
10	0.525		0.850				0.446
11	8.749	X	3.575			=	31.279
12	3.600	X	2.320			=	10.260
13	1.848	X	1.500			=	2.772
14	1.940	X	1.010			=	1.960
TOTAL AREA = (A)						=	152.015
BALCONY 1A AREA							
B1	2.995	X	0.600			=	0.997
B2	0.500	X	0.600			=	0.150
B3	1.915	X	0.600			=	0.966
B4	2.000	X	0.600			=	0.840
B5	2.000	X	0.600			=	0.840
B6	2.945	X	0.600			=	0.867
B7	0.525	X	0.750			=	0.316
TOTAL BALCONY AREA						=	4.215
TOTAL BALCONY 1A AREA (B)						=	1.219
SUBTRACTION AREA							
P1	0.100	X	0.200			=	0.020
P2	1.600	X	0.600			=	1.104
P3	1.250	X	1.785			=	2.231
P4	1.000	X	0.600			=	0.610
P5	0.275	X	0.200			=	0.055
P6	0.600	X	0.600			=	0.360
P7	1.740	X	0.410			=	0.713
P8	1.940	X	0.540			=	1.048
TOTAL SUBTRACTION AREA = (C)						=	5.940
TOTAL UNIT 1A F.A.R. AREA (D)= (A+B-C)						=	148.211
NON F.A.R. AREA OF BALCONY							
P1	2.200	X	0.300			=	0.720
P2	2.900	X	1.200			=	2.760
P3	3.600	X	1.800			=	6.480
P4	1.810	X	1.500			=	2.715
P5	2.000	X	0.900			=	1.800
P6	2.400	X	1.140			=	2.736
P7	2.100	X	1.200			=	2.520
P8	4.000	X	1.800			=	7.200
P9	0.100	X	0.900			=	0.090
P10	2.940	X	1.600			=	4.704
P11	0.700	X	1.010			=	0.711
P12	1.500	X	0.700			=	1.050
TOTAL AREA						=	32.165
SUBTRACTION AREA							
P1	0.400	X	0.300			=	0.120
TOTAL NON F.A.R. AREA						=	31.367
BALCONY 3A AREA = (4.215-1.219)						=	2.996
TOTAL BALCONY NON F.A.R. AREA (E)						=	34.223
10 % SERVICES AREA OF UNIT-1							
C1	0.400	X	1.900			=	0.760
C2	1.790	X	0.500			=	0.895
C3	1.000	X	0.500			=	0.500
TOTAL 10% SERVICES AREA OF UNIT (F)						=	2.155
COVERAGE AREA FOR UNIT = D+E+F =							
1	TOTAL UNIT F.A.R. AREA (D)					=	148.211
2	NON FAR AREA OF UNIT (E)					=	34.223
3	10 % SERVICES AREA OF UNIT (F)					=	2.155
TOTAL UNIT-1A COVERAGE AREA						=	184.589

F.A.R. COVERED AREA CALCULATION FOR UNIT - 2							
S.NO.	PARTICULARS						AREA (SQMT.)
COVERED AREA							
1	1.225	X	1.024			=	1.320
2	0.875	X	0.625			=	1.540
3	1.750	X	1.625			=	11.219
4	8.740	X	3.575			=	31.279
5	0.500	X	0.250			=	0.625
6	1.125	X	0.500			=	0.563
7	0.525	X	0.350			=	0.368
8	1.125	X	0.500			=	0.563
9	8.680	X	0.800			=	6.944
10	11.375	X	6.625			=	75.344
11	8.749	X	0.640			=	5.599
12	7.585	X	2.575			=	19.533
13	0.450	X	0.400			=	0.180
TOTAL AREA = (A)						=	144.342
BALCONY 1A AREA							
B1	0.500	X	0.625			=	0.156
B2	2.500	X	0.525			=	0.842
B3	0.875	X	0.625			=	0.156
B4	0.625	X	1.225			=	0.191
B5	1.175	X	0.575			=	0.338
TOTAL BALCONY AREA						=	4.347
TOTAL BALCONY 1A AREA (B)						=	1.087
SUBTRACTION AREA							
P1	0.350	X	0.250			=	0.088
P2	1.725	X	1.400			=	2.415
P3	1.925	X	0.350			=	0.674
P4	1.000	X	0.400			=	0.400
P5	0.575	X	0.350			=	0.201
P6	0.550	X	0.350			=	0.193
P7	1.740	X	0.610			=	1.061
P8	1.940	X	0.540			=	1.048
TOTAL SUBTRACTION AREA = (C)						=	6.080
TOTAL UNIT 2 F.A.R. AREA (D)= (A+B-C)						=	144.347
NON F.A.R. AREA OF BALCONY							
P1	0.500	X	0.900			=	4.500
P2	4.400	X	0.300			=	1.180
P3	0.800	X	0.300			=	1.680
P4	2.000	X	0.300			=	0.600
P5	2.440	X	0.140			=	0.342
P6	0.575	X	0.900			=	0.518
P7	1.000	X	0.900			=	0.900
P8	1.750	X	0.900			=	1.575
P9	1.040	X	0.300			=	0.312
P10	0.900	X	0.900			=	0.810
P11	0.550	X	0.750			=	0.413
P12	0.500	X	0.900			=	0.450
P13	0.575	X	0.900			=	0.518
TOTAL AREA						=	13.565
SUBTRACTION AREA							
P1	0.400	X	0.300			=	0.120
TOTAL NON F.A.R. AREA						=	13.445
BALCONY 3A AREA = (4.347-1.087)						=	3.260
TOTAL BALCONY NON F.A.R. AREA = (E)						=	16.705
10 % SERVICES AREA OF UNIT							
C1	1.500	X	0.900	+	0	=	1.350
C2	1.000	X	0.500			=	0.500
C3	0.900	X	0.700			=	0.630
C4	0.600	X	0.900			=	0.540
TOTAL 10% SERVICES AREA OF UNIT (F) =						=	3.020
COVERAGE AREA FOR UNIT = D+E+F =							
1	TOTAL UNIT F.A.R. AREA (D)					=	144.347
2	NON FAR AREA OF UNIT (E)					=	16.705
3	10 % SERVICES AREA OF UNIT (F)					=	3.020
TOTAL UNIT-2 COVERAGE AREA						=	164.193

F.A.R. COVERED AREA CALCULATION FOR UNIT (3)							
S.NO.	PARTICULARS						AREA (SQMT.)
COVERED AREA							
1	0.460	X	1.010			=	1.009
2	1.425	X	0.875			=	1.246
3	3.675	X	1.625			=	5.970
4	8.740	X	3.575			=	31.279
5	0.250	X	0.250			=	0.063
6	1.125	X	0.500			=	0.563
7	0.525	X	0.350			=	0.368
8	1.125	X	0.500			=	0.563
9	8.680	X	0.800			=	6.944
10	11.375	X	6.625			=	75.344
11	8.749	X	0.640			=	5.599
12	7.585	X	2.575			=	19.533
13	0.450	X	0.400			=	0.180
TOTAL AREA = (A)						=	147.618
BALCONY 1A AREA							
B1	0.500	X	0.625			=	0.156
B2	2.500	X	1.125			=	0.842
B3	0.875	X	0.625			=	0.156
B4	0.625	X	1.225			=	0.191
B5	1.175	X	0.575			=	0.338
TOTAL BALCONY AREA						=	4.347
TOTAL BALCONY 1A AREA (B)						=	1.087
SUBTRACTION AREA							
P1	0.350	X	0.250			=	0.088
P2	1.725	X	1.400			=	2.415
P3	1.925	X	0.350			=	0.674
P4	1.000	X	0.400			=	0.400
P5	0.575	X	0.350			=	0.201
P6	0.550	X	0.350			=	0.193
P7	0.200	X	0.550			=	0.110
TOTAL SUBTRACTION AREA = (C)						=	4.076
TOTAL UNIT (3) F.A.R. AREA (D)= (A+B-C)						=	144.629
NON F.A.R. AREA OF BALCONY							
P1	0.500	X	0.900			=	4.500
P2	4.400	X	0.300			=	1.180
P3	4.000	X	0.300			=	1.200
P4	2.000	X	0.300			=	0.600
P5	2.440	X	0.140			=	0.342
P6	0.575	X	0.900			=	0.518
P7	1.000	X	0.900			=	0.900
P8	1.750	X	0.900			=	1.575
P9	1.040	X	0.300			=	0.312
P10	0.900	X	0.900			=	0.810
P11	0.550	X	0.750			=	0.413
P12	0.500	X	0.900			=	0.450
P13	0.575	X	0.900			=	0.518
TOTAL AREA						=	13.945
SUBTRACTION AREA							
P1	0.400	X	0.300			=	0.120
TOTAL NON F.A.R. AREA						=	13.825
BALCONY 3A AREA = (4.347-1.087)						=	3.260
TOTAL BALCONY NON F.A.R. AREA = (E)						=	16.985
10 % SERVICES AREA OF UNIT							
C1	1.500	X	0.900	+	0	=	1.350
C2	1.000	X	0.500			=	0.500
C3	0.900	X	0.700			=	0.630
C4	0.600	X	0.900			=	0.540
TOTAL 10% SERVICES AREA OF UNIT (F) =						=	3.020
COVERAGE AREA FOR UNIT = D+E+F =							
1	TOTAL UNIT F.A.R. AREA (D)					=	144.629
2	NON FAR AREA OF UNIT (E)					=	16.985
3	10 % SERVICES AREA OF UNIT (F)					=	3.020
TOTAL UNIT (3) COVERAGE AREA						=	164.634

ARCHITECT SIGN

OWNER SIGN

VISHAL SHARMA — Digitally signed by VISHAL SHARMA, Date: 2023.11.24 11:34:14 +05'30'

PRAMOD BAHL — Digitally signed by PRAMOD BAHL, Date: 2023.11.24 14:52:26 +05'30'

LEGENDS
- F.A.R AREA
- COVERED IN 15 % F.A.R AREA
- COVERED IN 14 % F.A.R AREA
- NON F.A.R AREA

AMIT VARMA — Digitally signed by AMIT VARMA, Date: 2023.11.28 12:53:36 +05'30'

Lal Singh

Sudheer Kumar

LEENU SAHGAL — Digitally signed by LEENU SAHGAL, Date: 2023.12.13 12:32:56 +05'30'

F.A.R. COVERED AREA CALCULATION FOR CIRCULATION AREA							
S.NO.	PARTICULARS						AREA (SQMT.)
1	3.540	X	0.350			=	1.239
2	1.240	X	1.675			=	2.077
3	0.750	X	0.600			=	0.450
4	0.900	X	0.750			=	0.675
5	3.210	X	0.750			=	1.608
6	0.340	X	2.775	X	2	=	1.302
7	5.010	X	4.600			=	23.046
8	1.350	X	3.450			=	4.658
9	1.400	X	0.750			=	1.050
10	1.500	X	0.150			=	0.225
TOTAL AREA (A)						=	36.330
AREA SUBTRACTION							
ELT	1.400	X	1.675			=	2.345
W	2.800	X	0.225			=	0.630
LW	0.800	X	0.750			=	0.600
LLT	6.010	X	2.800			=	16.821
LT	2.700	X	2.700	X	2	=	14.580
L2	1.900	X	2.500			=	4.750
R+1	0.800	X	1.500			=	1.200
F01	3.200	X	5.700			=	18.240
TOTAL (B)						=	58.936
TOTAL F.A.R. AREA CORRIDOR C = (A - B)						=	96.997

CORRIDOR AREA CALCULATION TOWARDS 15% SERVICES AREA							
S.NO.	PARTICULARS						AREA (SQMT.)
FIRE TOWER AREA							
F01	3.300	X	5.700			=	18.810
AREA SUBTRACTION							
H2	0.200	X	2.400			=	0.528
FIRE STAIRCASE AREA						=	18.282
LIFT LOBBY							
LL1	5.010	X	3.300			=	16.521
FHC SHAFT							
FH1	0.600	X	1.200			=	0.648
ELECTRICAL SHAFT							
EL1	1.400	X	1.675			=	2.345
LP1	0.900	X	0.750			=	0.450
REFUGE TERRACE							
R1	3.430	X	6.200			=	20.769
TOTAL CORRIDOR AREA 15% SERVICES AREA (A)						=	59.112
UNIT AREA CALCULATION 15% SERVICES F.A.R AREA							
CUB BOARD							
Unit-1 Service F.A.R			2.340	X	1	=	2.340
Unit-1a Service F.A.R			2.340	X	1	=	2.340
Unit-2 Service F.A.R			3.884	X	1	=	3.884
Unit-3A Service F.A.R			3.884	X	1	=	3.884
TOTAL UNIT AREA CALCULATION 15% SERVICES F.A.R (B)						=	12.448
TOTAL 15% SERVICES F.A.R AREA = C (A + B)						=	71.664

DOOR - WINDOW SCHEDULE - TYPICAL FLOOR						
SR. NO.	DOOR	DESCRIPTION	SIZE	SILL	UNITS	
01	D1	SEMI FRAMED POLYWOOD FLOOR DOOR	1200 X 2400	00	2400	
02	D2	LAMINATED FLOOR DOOR	1000 X 2250	00	2250	
03	D3	LAMINATED FLOOR DOOR	800 X 2250	00	2250	
04	D4H	FIXED GLAZING WITH OPENING (KITCHEN)	1000 X 2250	00	2250	
05	D5G	FIXED GLAZING WITH OPENING (DINING)	1200 X 2250	00	2250	
06	SD1	SLIDING GLASS DOOR	2700X 2250	00	2250	
07	SD2	SLIDING GLASS DOOR	1800 X 2250	00	2250	
08	TW1	TOILET WINDOW	750 X 1800	900	2250	
09	TW2a	TOILET WINDOW	600 X 1200	900	2250	
10	W1	WINDOW	900 X 1200	900	2250	
11	W2	WINDOW	2700X1200	900	2250	
12	W3	WINDOW	1800 X 1200	900	2250	
13	W4	WINDOW	1200 X 1200	900	2250	
14	W5	WINDOW	1150 X 1200	900	2250	
15	FD1	FIRE DOOR	1200X2400	00	2400	
16	FD2	F+C DOOR (FIRE DOOR)	1000 X 2400	100	2400	
17	FD3	ELECTRICAL SHAFT DOOR (FIRE DOOR)	800 X 2000	100	2400	
18	FD4	LL SHAFT DOOR (FIRE DOOR)	750 X 2000	100	2400	
19	SD3	SLIDING GLASS DOOR	3000 X 2250	00	2250	
20	SD1	GLAZING DOOR	2670 X 2400	00	2400	
21	ALT	GLAZING		ADDITIONAL		
22	ALT	GLAZING		ADDITIONAL		
23	ALT	GLAZING		ADDITIONAL		

27TH FLOOR FAR AREA SUMMARY						
S.NO.	NO OF UNITS		SINGLE UNIT AREA		TOTAL UNITS AREA (SQMT)
F.A.R AREA OF UNIT - 1	1	X	147.147	=	147.147
F.A.R AREA OF UNIT - 1a	1	X	148.211	=	148.211
F.A.R AREA OF UNIT - 2	1	X	144.347	=	144.347
F.A.R AREA OF UNIT - 3A	1	X	144.384	=	144.384
F.A.R AREA OF CIRCULATION	1	X	96.997	=	96.997
TOTAL F.A.R AREA AT TYPICAL FLOOR = (B)				=	681.086

TOTAL NON F.A.R AREA AT 27th FLOOR PLAN					
BALCONY AREA					
UNIT - 1	30.223	X	1	=	30.223
UNIT - 1a	30.223	X	1	=	30.223
UNIT - 2	30.968	X	1	=	30.968
UNIT - 3A	30.968	X	1	=	30.968
TOTAL NON FAR AREA AT SINGLE FLOOR				=	122.386

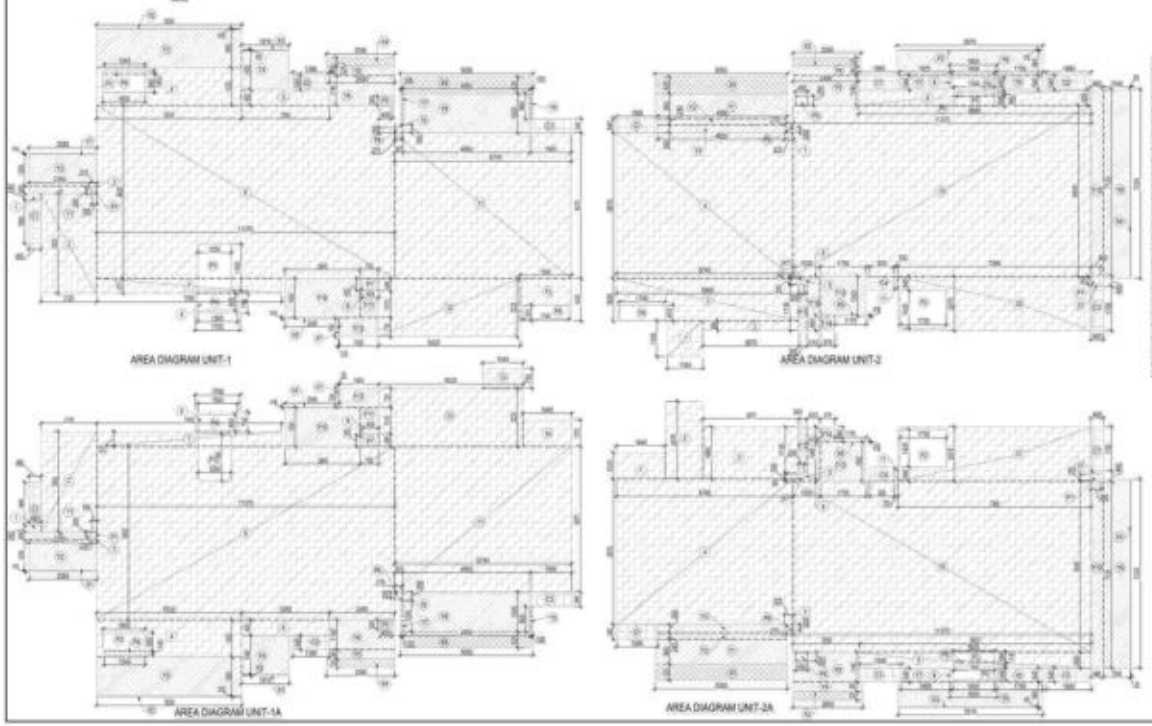

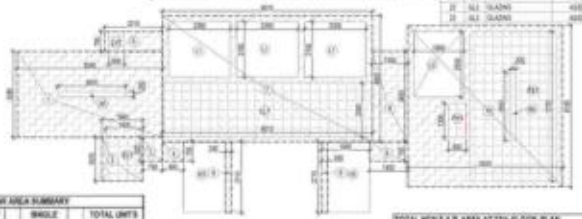

OWNER: M/S GOLF GREEN MANSIONS (P) LTD.

SUBMISSION DRAWING

KEYPLAN

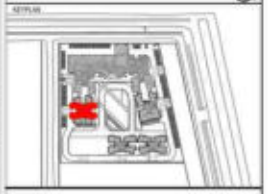

PROJECT: PROPOSED GROUP HOUSING FOR M/S GOLF GREEN MANSIONS (P) LTD. AT PLOT NO: - GH-3A,SECTOR -10 GREATER NOIDA,(U.P.)

DATE	PROJECT INCH.	CHECKED BY
01 - 09 -2023	BALRAJ SINGH	BALRAJ SINGH
SCALE	DRAWN BY	APPROVED BY
1:100	SAHIL GUPTA	VISHAL SHARMA

DRAWING TITLE: 27th FLOOR PLAN & AREA DIAGRAM

TOWER-A

ARCHITECTS: Confluence, NEW DELHI , INDIA

DRAWING NO. S-14

REVISION

28th FLOOR PLAN

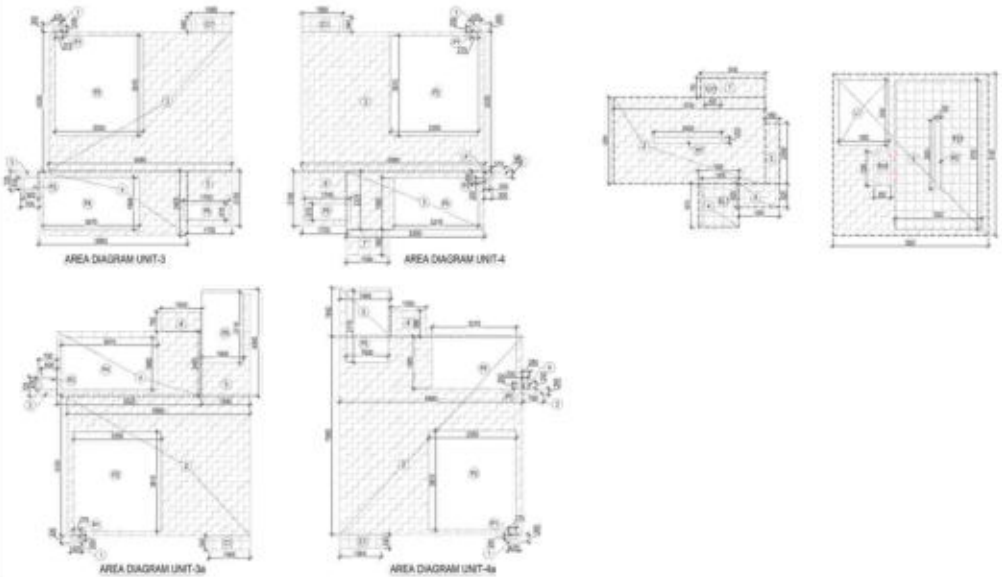

[redacted]

F.A.R. COVERED AREA CALCULATION FOR UNIT - 3B									
S.NO.	PARTICULARS								AREA (SQMT.)
COVERED AREA									
1	1.00	X	1.00				=		1.00
2	1.00	X	2.00				=		2.00
3	1.50	X	1.00				=		1.50
4	1.50	X	2.00				=		3.00
5	1.50	X	2.50				=		3.75
6	1.50	X	3.00				=		4.50
7	1.50	X	3.75				=		5.63
TOTAL AREA = (A)							=		22.63
SUBTRACTION AREA									
1	0.50	X	0.25				=		0.13
2	0.50	X	0.50				=		0.25
3	0.50	X	1.00				=		0.50
4	0.50	X	1.50				=		0.75
5	0.50	X	2.00				=		1.00
6	0.50	X	2.50				=		1.25
7	0.50	X	3.00				=		1.50
8	0.50	X	3.75				=		1.88
TOTAL SUBTRACTION AREA = (B)							=		6.75
TOTAL UNIT GRT. F.A.R. AREA (C)=(A)-(B)							=		15.87
10% SERVICES AREA OF UNIT									
1	0.10	X	0.00				=		0.00
TOTAL 10% SERVICES AREA OF UNIT (D)							=		0.000
COVERAGE AREA FOR UNIT - (E)=(C)									
1	TOTAL UNIT F.A.R. AREA (C)						=		15.87
2	10 % EXPOSED AREA OF UNIT (D)						+		0.000
TOTAL UNIT 3B COVERAGE AREA									15.87

F.A.R. COVERED AREA CALCULATION FOR UNIT - 3									
S.NO.	PARTICULARS								AREA (SQMT.)
COVERED AREA									
1	1.00	X	1.00				=		1.00
2	1.00	X	2.00				=		2.00
3	1.50	X	1.00				=		1.50
4	1.50	X	2.00				=		3.00
5	1.50	X	2.50				=		3.75
6	1.50	X	3.00				=		4.50
7	1.50	X	3.75				=		5.63
8	1.50	X	4.50				=		6.75
9	1.50	X	5.00				=		7.50
10	1.50	X	5.50				=		8.25
11	1.50	X	6.00				=		9.00
12	1.50	X	6.50				=		9.75
13	1.50	X	7.00				=		10.50
14	1.50	X	7.50				=		11.25
15	1.50	X	8.00				=		12.00
16	1.50	X	8.50				=		12.75
17	1.50	X	9.00				=		13.50
18	1.50	X	9.50				=		14.25
19	1.50	X	10.00				=		15.00
20	1.50	X	10.50				=		15.75
21	1.50	X	11.00				=		16.50
22	1.50	X	11.50				=		17.25
23	1.50	X	12.00				=		18.00
24	1.50	X	12.50				=		18.75
25	1.50	X	13.00				=		19.50
26	1.50	X	13.50				=		20.25
27	1.50	X	14.00				=		21.00
28	1.50	X	14.50				=		21.75
29	1.50	X	15.00				=		22.50
30	1.50	X	15.50				=		23.25
31	1.50	X	16.00				=		24.00
32	1.50	X	16.50				=		24.75
33	1.50	X	17.00				=		25.50
34	1.50	X	17.50				=		26.25
35	1.50	X	18.00				=		27.00
36	1.50	X	18.50				=		27.75
37	1.50	X	19.00				=		28.50
38	1.50	X	19.50				=		29.25
39	1.50	X	20.00				=		30.00
40	1.50	X	20.50				=		30.75
41	1.50	X	21.00				=		31.50
42	1.50	X	21.50				=		32.25
43	1.50	X	22.00				=		33.00
44	1.50	X	22.50				=		33.75
45	1.50	X	23.00				=		34.50
46	1.50	X	23.50				=		35.25
47	1.50	X	24.00				=		36.00
48	1.50	X	24.50				=		36.75
49	1.50	X	25.00				=		37.50
50	1.50	X	25.50				=		38.25
51	1.50	X	26.00				=		39.00
52	1.50	X	26.50				=		39.75
53	1.50	X	27.00				=		40.50
54	1.50	X	27.50				=		41.25
55	1.50	X	28.00				=		42.00
56	1.50	X	28.50				=		42.75
57	1.50	X	29.00				=		43.50
58	1.50	X	29.50				=		44.25
59	1.50	X	30.00				=		45.00
60	1.50	X	30.50				=		45.75
61	1.50	X	31.00				=		46.50
62	1.50	X	31.50				=		47.25
63	1.50	X	32.00				=		48.00
64	1.50	X	32.50				=		48.75
65	1.50	X	33.00				=		49.50
TOTAL AREA = (A)							=		49.50
SUBTRACTION AREA									
1	0.50	X	0.25				=		0.13
2	0.50	X	0.50				=		0.25
3	0.50	X	1.00				=		0.50
4	0.50	X	1.50				=		0.75
5	0.50	X	2.00				=		1.00
6	0.50	X	2.50				=		1.25
7	0.50	X	3.00				=		1.50
8	0.50	X	3.50				=		1.75
9	0.50	X	4.00				=		2.00
10	0.50	X	4.50				=		2.25
11	0.50	X	5.00				=		2.50
12	0.50	X	5.50				=		2.75
13	0.50	X	6.00				=		3.00
14	0.50	X	6.50				=		3.25
15	0.50	X	7.00				=		3.50
16	0.50	X	7.50				=		3.75
17	0.50	X	8.00				=		4.00
18	0.50	X	8.50				=		4.25
19	0.50	X	9.00				=		4.50
20	0.50	X	9.50				=		4.75
21	0.50	X	10.00				=		5.00
22	0.50	X	10.50				=		5.25
23	0.50	X	11.00				=		5.50
24	0.50	X	11.50				=		5.75
25	0.50	X	12.00				=		6.00
26	0.50	X	12.50				=		6.25
27	0.50	X	13.00				=		6.50
28	0.50	X	13.50				=		6.75
29	0.50	X	14.00				=		7.00
30	0.50	X	14.50				=		7.25
31	0.50	X	15.00				=		7.50
32	0.50	X	15.50				=		7.75
33	0.50	X	16.00				=		8.00
34	0.50	X	16.50				=		8.25
35	0.50	X	17.00				=		8.50
36	0.50	X	17.50				=		8.75
37	0.50	X	18.00				=		9.00
38	0.50	X	18.50				=		9.25
39	0.50	X	19.00				=		9.50
40	0.50	X	19.50				=		9.75
41	0.50	X	20.00				=		10.00
42	0.50	X	20.50				=		10.25
43	0.50	X	21.00				=		10.50
44	0.50	X	21.50				=		10.75
45	0.50	X	22.00				=		11.00
46	0.50	X	22.50				=		11.25
47	0.50	X	23.00				=		11.50
48	0.50	X	23.50				=		11.75
49	0.50	X	24.00				=		12.00
50	0.50	X	24.50				=		12.25
51	0.50	X	25.00				=		12.50
52	0.50	X	25.50				=		12.75
53	0.50	X	26.00				=		13.00
54	0.50	X	26.50				=		13.25
55	0.50	X	27.00				=		13.50
56	0.50	X	27.50				=		13.75
57	0.50	X	28.00				=		14.00
58	0.50	X	28.50				=		14.25
59	0.50	X	29.00				=		14.50
60	0.50	X	29.50				=		14.75
61	0.50	X	30.00				=		15.00
62	0.50	X	30.50				=		15.25
63	0.50	X	31.00				=		15.50
64	0.50	X	31.50				=		15.75
65	0.50	X	32.00				=		16.00
TOTAL SUBTRACTION AREA = (B)							=		17.75
TOTAL UNIT 4a F.A.R AREA (C)=(A)-(B)							=		31.75
10% SERVICES AREA OF UNIT									
1	0.10	X	0.00				=		0.00
TOTAL 10% SERVICES AREA OF UNIT (D)							=		0.000
COVERAGE AREA FOR UNIT - (E)=(C)+(D)									
1	TOTAL UNIT F.A.R. AREA (C)						=		31.75
2	10 % EXPOSED AREA OF UNIT (D)						+		0.00
TOTAL UNIT 4a COVERAGE AREA									31.75

28th FLOOR F.A.R AREA SUMMARY					
S.NO.	NO. OF UNIT'S		SINGLE UNIT AREA		TOTAL UNITS AREA (SQMT)
F.A.R AREA OF UNIT - 1	1	X	13.004	=	13.004
F.A.R AREA OF UNIT - 3a	1	X	33.414	=	33.414
F.A.R AREA OF UNIT - 4	1	X	34.181	=	34.181
F.A.R AREA OF UNIT - 4a	1	X	34.485	=	34.485
F.A.R AREA OF CIRCULATION	1	X	34.045	=	34.045
TOTAL F.A.R AREA AT TYPICAL FLOOR = (A)				=	173.047

ARCHITECT SIGN

OWNER SIGN

AMIT VARMA — Digitally signed by AMIT VARMA Date: 2023.11.28 12:59:55 +05'30'

VISHAL SHARMA — Digitally signed by VISHAL SHARMA Date: 2023.11.24 11:54:40 +05'30'

Lal Singh

PRAMOD BAHL — Digitally signed by PRAMOD BAHL Date: 2023.11.24 14:07:02 +05'30'

Sudheer Kumar — Digitally signed by Sudheer Kumar DN: cn=Sudheer Kumar c=IN, o=Personal Reason: I am the author of this document Location: Date: 2023-11-30 17:41:+05.30'

LEENU SAHGAL — Digitally signed by LEENU SAHGAL Date: 2023.12.13 12:36:13 +05'30'

DOOR - WINDOW SCHEDULE - TYPICAL FLOOR					
SR. NO.	CODE	DESCRIPTION	SIZE	SILL	UNITS
01	D1	VENEERED POLISHED FLUSH DOOR	1200 X 2400	00	2400
02	D2	LAMINATED FLUSH DOOR	1000 X 2250	00	2250
03	D3	LAMINATED FLUSH DOOR	900 X 2250	00	2250
04	D4A	FIXED GLAZING WITH OPENING (KITCHEN)	1400 X 2250	00	2250
05	D4B	FIXED GLAZING WITH OPENING (BYDRA)	1200 X 2250	00	2250
06	D5	SLIDING GLASS DOOR	2700X 2250	00	2250
07	D6	SLIDING GLASS DOOR	1800 X 2250	00	2250
08	W1	TOILET WINDOW	750 X 1050	1350	2250
09	TW2A	TOILET WINDOW	600 X 1150	1000	2250
10	W1	WINDOW	600 X 1150	1000	2250
11	W2	WINDOW	1750X1150	600	2350
12	W3	WINDOW	1050 X 1150	600	2350
13	W4	WINDOW	1350 X 1150	600	2350
14	W5	WINDOW	1150 X 1350	400	AS DETAIL
15	FD1	FIRE DOOR	1000X2400	00	2400
16	FD2	F.H.C DOOR (FIRE DOOR)	1000 X 2400	100	2400
17	FD3	ELECTRICAL SHAFT DOOR (FIRE DOOR)	600 X 2100	100	2400
18	FD4	C.I SHAFT DOOR (FIRE DOOR)	750 X 2100	100	2400
19	SD3	SLIDING GLASS DOOR	3000 2250	00	2250
20	SD1	SLIDING DOOR	2600 X 2400	00	2400
21	GL2	GLAZING			AS DETAIL
22	GL2	GLAZING			AS DETAIL
23	GL3	GLAZING			AS DETAIL

LEGENDS :-

- F.A.R AREA
- COUNTED IN 15 % F.A.R AREA
- COUNTED IN 14 F.A.R AREA
- NON F.A.R AREA

NOTE:-
FLOOR NO.- 13TH FLOOR OMITTED FROM FLOOR COUNTING

OWNER
M/S GOLF GREEN MANSIONS (P) LTD.

SUBMISSION DRAWING

KEYPLAN

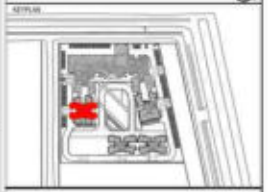

PROJECT
PROPOSED GROUP HOUSING FOR M/S GOLF GREEN MANSIONS (P) LTD. AT PLOT NO: - GH-3A,SECTOR -10 GREATER NOIDA,(U.P.)

DATE	PROJECT INCH.	CHECKED BY
01 - 09 -2023	BALRAJ SINGH	BALRAJ SINGH
SCALE	DRAWN BY	APPROVED BY
1:100	SAHIL GUPTA	VISHAL SHARMA

DRAWING TITLE
28th FLOOR PLAN

TOWER-A

ARCHITECTS
Confluence
NEW DELHI , INDIA

DRAWING NO.	REVISION
S-15	

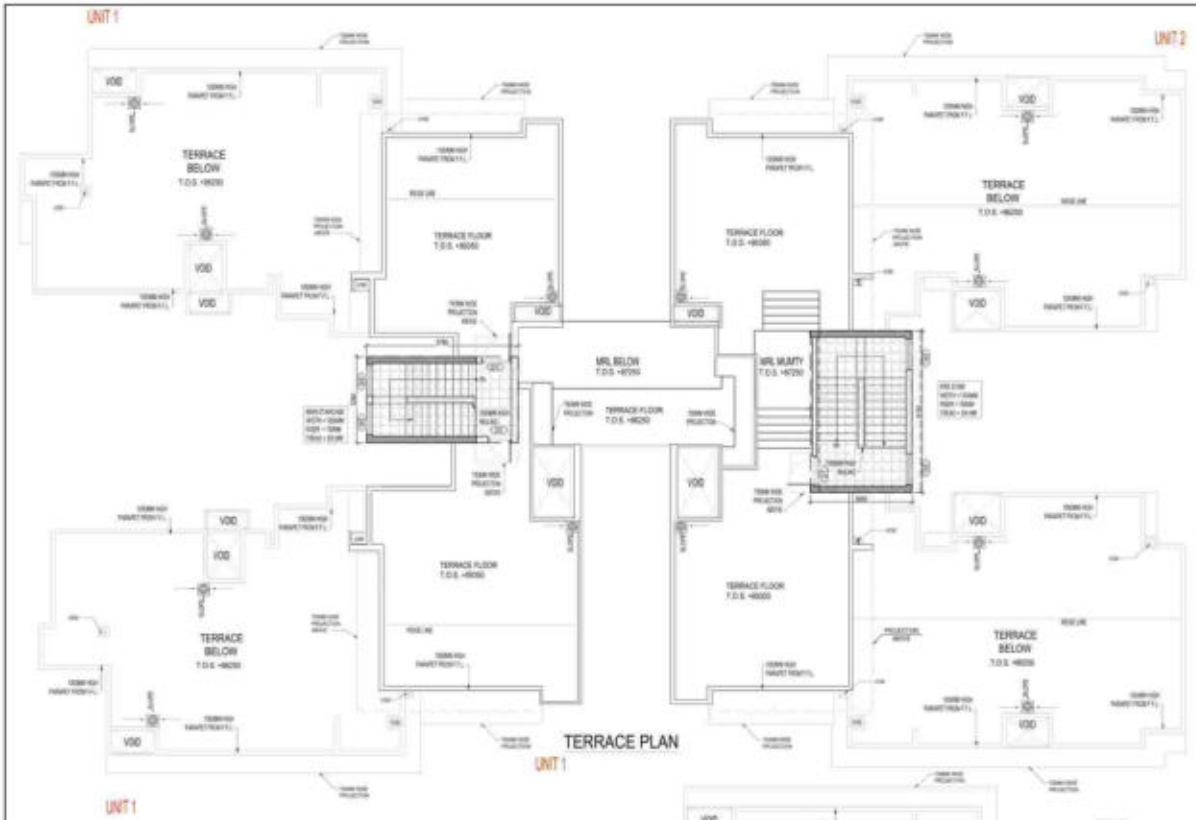

TERRACE PLAN

MUMTY AREA DIAGRAM

AREA CALCULATION TOWARDS 15 % SERVICES AREA AT TERRACE FLOOR					
S.NO	PARTICULARS				AREA (SQ.MT)
TERRACE LIFT LOBBY AREA & STAIRCASE					
1	2.240	X	3.750	=	16.008
2	3.960	X	5.750	=	22.578
TOTAL TERRACE LIFT LOBBY AREA & STAIRCASE				=	42.587

DOOR - WINDOW SCHEDULE - TYPICAL FLOOR					
SR. NO.	CODE	DESCRIPTION	SIZE	SILL	LINTEL
21	D1	CEMENTED PLANKED SLIDER DOOR	1200 X 2400	00	2400
22	D2	LAMINATED FLUSH DOOR	1000 X 2100	00	2200
23	D3	LAMINATED FLUSH DOOR	800 X 2200	00	2200
24	DH1	FIXED GLAZING WITH OPENING KITCHEN	1400 X 2200	00	2200
25	DH2	FIXED GLAZING WITH OPENING BEDRO	1700 X 2200	00	2200
26	SD1	SLIDING GLASS DOOR	2700X 2200	00	2200
27	SD2	SLIDING GLASS DOOR	1800 X 2200	00	2200
28	TW1	TOILET WINDOW	700 X 1000	900	2200
29	TW2A	TOILET WINDOW	600 X 1200	900	2200
30	W1	WINDOW	900 X 1200	900	2200
31	W2	WINDOW	2700X 1200	900	2200
32	W3	WINDOW	1800 X 1200	900	2200
33	W4	WINDOW	1200 X 1200	900	2200
34	W5	WINDOW	1100 X 1200	AS DETAIL	
35	FD1	FIRE DOOR	1200X2400	00	2400
36	FD2	2 X 2 DOOR (FIRE DOOR)	1200 X 2400	100	2400
37	FD3	ELECTRICAL SHAFT DOOR (FIRE DOOR)	900 X 2400	100	2400
38	FD4	LIFT DOOR (FIRE DOOR)	1100 X 2300	100	2400
39	SD3	SLIDING GLASS DOOR	3000X 2200	00	2200
40	SD1	GLAZING DOOR	200 X 2400	00	2400
41	GL1	GLAZING	AS DETAIL		
42	GL2	GLAZING	AS DETAIL		
43	GL3	GLAZING	AS DETAIL		

LEGENDS :-

- F.A.R AREA
- COUNTED IN 15 % F.A.R AREA
- COUNTED IN 1/4 F.A.R AREA
- NON F.A.R AREA



OVERHEAD AREA AREA DIAGRAM

AREA CALCULATION TOWARDS 15 % SERVICES AREA AT OVER HEAD TANK					
S.NO	PARTICULARS				AREA (SQ.MT)
OVER HEAD TANK & MACHINE ROOM					
1	3.320	X	3.250	=	10.594
2	3.960	X	6.150	=	23.979
TOTAL OVER HEAD TANK & MACHINE ROOM				=	34.573

TERRACE PLAN
OVERHEAD PLAN

AMIT VARMA Digitally signed by AMIT VARMA Date: 2023.11.28 13:06:18 +05'30'

VISHAL SHARMA Digitally signed by VISHAL SHARMA Date: 2023.11.24 11:35:05 +05'30'

PRAMOD BAHL Digitally signed by PRAMOD BAHL Date: 2023.11.24 16:11:13 +05'30'

Lal Singh

Sudheer Kumar Digitally signed by Sudheer Kumar DN: cn=Sudheer Kumar, o=Ms Confluence, ou=Personal Reason: I am the author of this document Location: Date: 2023.11.24 17:17:+05'30'

LEENU SAHGAL Digitally signed by LEENU SAHGAL Date: 2023.12.13 12:39:32 +05'30'

ARCHITECT SIGN

OWNER SIGN

NOTE:-
FLOOR NO:- 13TH FLOOR OMITTED FROM FLOOR COUNTING

OWNER
M/S GOLF GREEN MANSIONS (P) LTD.

SUBMISSION DRAWING

KEYPLAN

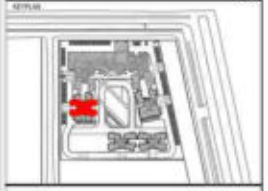

PROJECT
PROPOSED GROUP HOUSING FOR M/S GOLF GREEN MANSIONS (P) LTD. AT PLOT NO: - GH-3A,SECTOR -10 GREATER NOIDA,(U.P.)

DATE	PROJECT INCH.	CHECKED BY
01 - 09 -2023	BALRAJ SINGH	BALRAJ SINGH
SCALE	DRAWN BY	APPROVED BY
1:100	SAHIL GUPTA	VISHAL SHARMA

DRAWING TITLE
TERRACE PLAN & OVERHEAD PLAN AREA DIAGRAM

TOWER-A

ARCHITECTS
Confluence
NEW DELHI , INDIA

DRAWING NO. S-15

REVISION

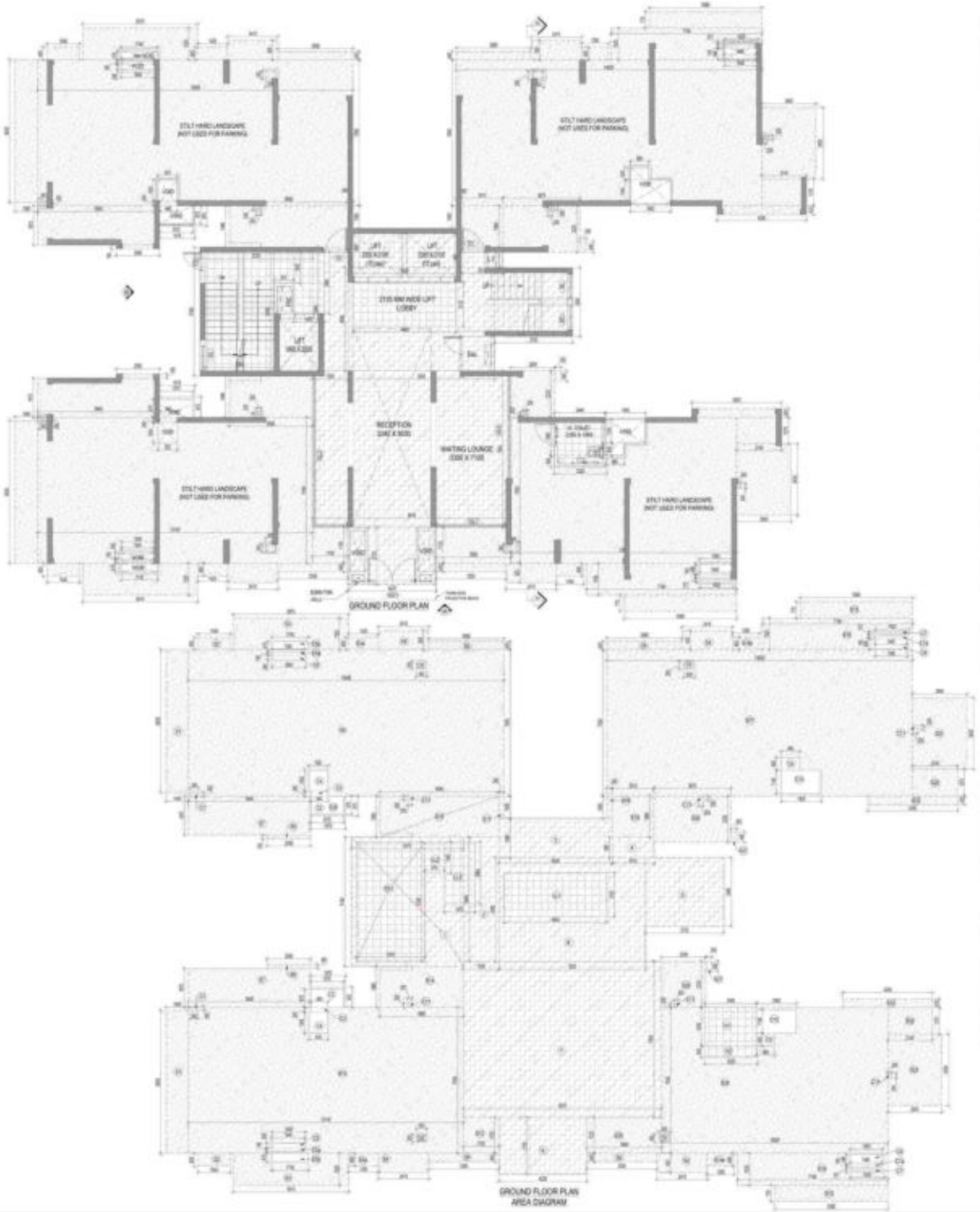

AREA AT GROUND FLOOR LOBBY							
S.NO.							AREA (SQMT)
1	5.575	X	0.96			=	5.187
2	1.756	X	3.846			=	10.098
3	0.400	X	1.080			=	10.100
4	0.575	X	0.900			=	1.661
5	0.750	X	0.900			=	0.338
6	1.000	X	0.900			=	0.750
7	9.600	X	1.600			=	15.360
8	4.100	X	0.200			=	0.820
TOTAL AREA (A)						=	197.142
AREA SUBTRACTION							
SL1	4.840	X	2.220			=	10.648
SL2	0.910	X	1.500			=	1.365
SL3	1.470	X	2.940			=	4.321
FS1	2.400	X	1.750			=	4.200
TOTAL (B)						=	20.534
TOTAL F.A.R AREA. CORRIDOR + ENTRANCE LOBBY= (A - B)						=	176.608

AREA CALCULATION TOWARDS 15 % SERVICE AREA AT							
S.NO.	PARTICULARS						AREA (SQMT)
FIRE TANK AREA							
FT1	2.200	X	3.100			=	10.615
LIFT LOBBY							
SL1	4.840	X	2.220			=	10.648
SL2	0.910	X	1.500			=	1.365
SL3	1.470	X	2.940			=	4.321
GARBAGE CHUTE							
H1	2.440	X	1.840			=	4.510
H2	2.500	X	0.540			=	1.350
TOTAL CALCULATION TOWARDS 15%						=	32.809

NON F.A.R. AREA STILT AT GROUND FLOOR (HARD							
S.NO.	PARTICULARS						AREA (SQMT)
S1	1.000	X	5.600	X	2	=	11.200
S2	1.500	X	1.600	X	2	=	4.800
S3	0.915	X	1.525	X	2	=	2.791
S3a	1.425	X	1.600	X	2	=	4.560
S4	2.475	X	0.925	X	4	=	9.141
S5	2.500	X	2.400	X	2	=	12.000
S6	10.500	X	7.500	X		=	78.750
S7	5.840	X	1.675	X	2	=	19.564
S8	2.000	X	0.700	X	2	=	2.800
S9	3.750	X	1.400	X	2	=	10.500
S10	5.600	X	1.000	X		=	5.600
S11	0.200	X	1.000	X		=	0.200
S12	11.700	X	1.000	X		=	11.700
S13	1.750	X	1.725	X		=	3.019
S14	5.000	X	1.500	X		=	7.500
S14a	1.200	X	0.600	X	2	=	1.440
S15	5.300	X	0.775	X	2	=	8.215
S16	7.100	X	1.525	X	2	=	21.655
S17	14.625	X	1.500	X		=	92.445
S18	0.200	X	1.200	X		=	0.240
S19	2.200	X	1.000	X		=	2.200
S20	3.075	X	1.225	X		=	3.771
S21	2.550	X	1.400	X	2	=	17.850
S22	2.140	X	1.275	X	2	=	5.467
S23	4.200	X	0.425	X	2	=	3.570
S24	10.625	X	1.100			=	11.688
S25	2.550	X	1.125			=	2.869
S26	3.075	X	1.225			=	4.681
S27	0.900	X	0.600	X	2	=	0.294
S28	1.675	X	0.375	X	2	=	1.256
TOTAL STILT AREA						=	555.948
SUBTRACTION							
C1	0.900	X	1.200	X	2	=	2.144
C2	1.575	X	1.075	X	2	=	2.794
C3	0.900	X	0.900	X	2	=	3.960
C4	2.100	X	1.100	X	2	=	5.940
C5	1.000	X	0.900	X	2	=	3.784
C5a	0.900	X	0.900	X	2	=	3.402
C6	1.700	X	0.875	X	2	=	3.464
C7	0.800	X	0.800	X	4	=	2.816
C7	1.100	X	0.775	X	2	=	3.410
C7a	1.400	X	0.900	X	2	=	5.040
C8	1.900	X	0.925	X	2	=	3.515
C9	1.900	X	0.900	X	2	=	3.420
C10	1.900	X	1.100	X	2	=	4.180
C11	0.800	X	0.800	X	4	=	2.816
H1	2.440	X	1.840			=	4.510
H2	2.500	X	0.540			=	1.350
TOTAL AREA (C)						=	22.314
HARD LANDSCAPE AREA (F+S+E)						=	533.551

TOTAL GROUND COVERAGE AREA (F.A.R AREA + NON F.A.R AREA + 15%		
PARTICULARS	AREA (SQMT)	
F.A.R AREA OF GROUND FLOOR	=	176.608
15% SERVICES AREA GROUND FLOOR	=	40.024
STILT NON F.A.R AREA OF GROUND FLOOR	=	533.551
TOTAL GROUND COVERAGE AREA	=	724.173

TOTAL F.A.R. AREA AT GROUND FLOOR PLAN					
S.NO.	PARTICULARS				AREA (SQMT)
F.A.R AREA OF CIRCULATION	1	X	150.288	=	150.288
TOTAL F.A.R AREA				=	150.288

TOWER-B					
FLOORS	GROUND COVERAGE	F.A.R. AREA	15 % SERVICES AREA	NON F.A.R AREA	HARD LAND SCAPE NON F.A.R AREA
GROUND FLOOR	724.173	150.288	40.024		533.551
1ST FLOOR		407.461	62.070	119.607	
2ND FLOOR		404.854	47.459	119.752	
3RD FLOOR		404.854	47.459	119.752	
4TH FLOOR		404.854	47.459	119.752	
5TH FLOOR		404.854	47.459	119.752	
6TH FLOOR		404.854	47.459	119.752	
7TH FLOOR		404.854	47.459	119.752	
8TH FLOOR		404.854	47.459	119.752	
9TH FLOOR		404.854	47.459	119.752	
10TH FLOOR		404.854	47.459	119.752	
11TH FLOOR		404.854	47.459	119.752	
12TH FLOOR		404.854	47.459	119.752	
14TH FLOOR		404.854	47.459	119.752	
15th FLOOR		404.854	47.459	119.752	
16th FLOOR		404.854	47.459	119.752	
17th FLOOR		404.854	47.459	119.752	
18th FLOOR		404.854	47.459	119.752	
19th FLOOR (Refuge)		466.007	54.120	119.752	
20th FLOOR (Refuge)		466.007	54.120	119.752	
21st FLOOR		404.854	47.459	119.752	
22nd FLOOR		404.854	47.459	119.752	
23rd FLOOR		404.854	47.459	119.752	
24th FLOOR		404.854	47.459	119.752	
25th FLOOR		404.854	47.459	119.752	
26th FLOOR		404.854	47.459	119.752	
27th FLOOR		607.762	47.459	151.873	
TERRACE FLOOR		55.025	27.342		
M.R.OVER & STAIR LVL			33.603		
TOTAL	724.173	7.063.850	1.285.472	2.906.728	533.551

WATCH LEGEND

- F.A.R AREA
- 15 % SERVICES AREA
- NON F.A.R AREA
- COUNTED IN 1/4 F.A.R AREA
- NON F.A.R AREA STILT
- AREA FOR GROUND COVERAGE USE ONLY
- REFER SEPARATE DRAWING

DOOR - WINDOW SCHEDULE

SR. NO.	CODE	DESCRIPTION	SIZE	SILL	LINTEL
01	D1	VENEERED POLISHED FLUSH DOOR	1200 X 2400	00	2400
02	D2	LAMINATED FLUSH DOOR	1000 X 2250	00	2250
03	D3	LAMINATED FLUSH DOOR	900 X 2250	00	2250
04	DW1	FIXED GLAZING WITH OPENING (KITCHEN)	1400 X 2250	00	2250
05	SD1	SLIDING GLASS DOOR	2250X 2250	00	2250
06	SD2	SLIDING GLASS DOOR	1800 X 2250	00	2250
07	TW1	TOILET WINDOW	700 X 1050	300	2250
08	W1	BEDROOM WINDOW	800 X 1050	300	2250
09	FD1	F.H.C STAIR DOOR (FIRE DOOR)	1250X 2300	100	2400
10	W2	WINDOW	1100 X 900	AS/DETAIL	
20	GD1	GLAZING DOOR	200 X 2400	00	2400
21	GL1	GLAZING		AS/DETAIL	
22	GL2	GLAZING		AS/DETAIL	
23	GL3	GLAZING		AS/DETAIL	

LEENU SAHGAL — Digitally signed by LEENU SAHGAL Date: 2023.12.13 13:07:06 +05'30'

Sudheer Kumar — Digitally signed by Sudheer Kumar DN: cn=Sudheer Kumar, o=N/A, ou=Personal, email=, c=IN Reason: I am the author of this document Location: Date: 2023.11.30 17:50:09 IST

Lal Singh

AMIT VARMA — Digitally signed by AMIT VARMA Date: 2023.11.28 13:25:32 +05'30'

PRAMOD BAHL — Digitally signed by PRAMOD BAHL Date: 2023.11.24 16:29:10 +05'30'

VISHAL SHARMA — Digitally signed by VISHAL SHARMA Date: 2023.11.24 11:07:26 +05'30'

NOTE:-
FLOOR NO:- 13TH FLOOR OMITTED FROM FLOOR COUNTING

OWNER SIGN | ARCHITECT SIGN

OWNER
M/S GOLF GREEN MANSIONS (P) LTD.

SUBMISSION DRAWING

KEY PLAN

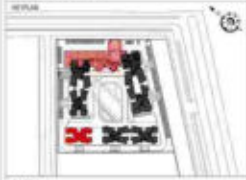

PROJECT
PROPOSED GROUP HOUSING FOR M/S GOLF GREEN MANSIONS (P) LTD. AT PLOT NO. - GH-3A,SECTOR -10 GREATER NOIDA,(U.P.)

DATE	PROJECT INCH	CHECKED BY
09-10-2023	BALRAJ SINGH	BALRAJ SINGH
SCALE	DRAWN BY	APPROVED BY
1:100	SAHIL GUPTA	VISHAL SHARMA

DRAWING TITLE
GROUND FLOOR PLAN AND AREA DIAGRAM

TOWER-B

ARCHITECTS
Confluence
NEW DELHI - INDIA

DRAWING NO. S-20 | REVISION

1ST FLOOR PLAN

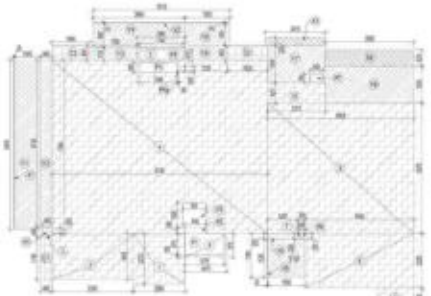

AREA DIAGRAM UNIT-1

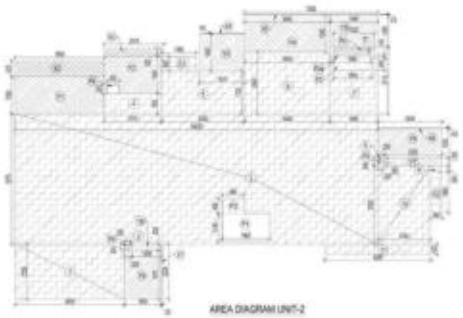

AREA DIAGRAM UNIT-2

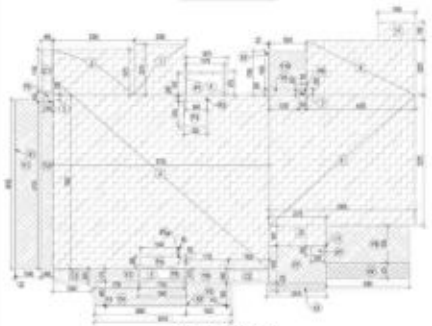

AREA DIAGRAM UNIT-1A

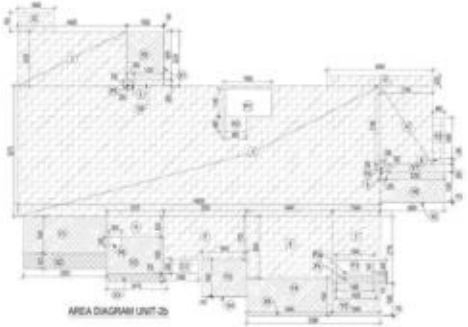

AREA DIAGRAM UNIT-2b

FIRST FLOOR CIRCULATION AREA DIAGRAM

F.A.R. COVERED AREA CALCULATION FOR UNIT - 1

S.NO	PARTICULARS						AREA (SQMT.)
COVERED AREA							
1	2.900	X	0.870			=	2.523
2	2.000	X	1.875			=	3.750
3	2.900	X	0.900			=	2.610
4	8.750	X	1.250			=	10.938
5	1.900	X	0.900			=	1.710
6	1.875	X	0.875			=	1.641
7	2.650	X	0.250			=	0.663
8	4.400	X	0.250			=	0.550
9	2.750	X	0.250			=	0.688
10	2.500	X	0.500			=	1.250
11	2.750	X	0.250			=	0.688
TOTAL AREA (A)						=	115.661
BALCONY 1A AREA							
B1	0.500	X	0.687			=	0.344
TOTAL BALCONY AREA						=	0.344
TOTAL BALCONY 1A AREA (B)						=	0.344
SUBTRACTION AREA							
P1	1.375	X	0.475			=	0.653
P2	0.900	X	0.240			=	0.216
P3	0.925	X	0.350			=	0.324
P4	0.900	X	0.600			=	0.540
P4a	0.900	X	0.400			=	0.360
P5	0.900	X	0.250			=	0.225
P6	0.900	X	0.250			=	0.225
P7	0.900	X	0.250			=	0.225
P8	1.750	X	0.475			=	0.831
TOTAL SUBTRACTION AREA = (C)						=	3.869
TOTAL UNIT 1 F.A.R. AREA (Da) (A+B-C)						=	111.137
NON F.A.R. AREA OF BALCONY							
N1	2.625	X	0.900			=	2.363
N2	0.750	X	0.400			=	0.300
N3	0.750	X	0.375			=	0.281
N4	0.900	X	0.900			=	0.810
N5	1.625	X	0.900			=	1.463
N6	1.725	X	0.900			=	1.553
N7	0.375	X	1.900			=	0.713
N8	0.375	X	1.900			=	0.713
N9	2.900	X	0.900			=	2.610
N10	1.900	X	0.900			=	1.710
TOTAL						=	12.442
SUBTRACTION AREA							
N1	2.625	X	0.900			=	2.363
TOTAL NON F.A.R AREA						=	10.079
BALCONY 1A AREA = (1.25/2-0.344)						=	0.317
TOTAL BALCONY NON F.A.R. AREA = (E)						=	11.241
15% SERVICES AREA OF UNIT-1							
C1	2.900	X	0.750			=	2.175
C2	1.000	X	0.875			=	0.875
C3	2.900	X	0.250			=	0.725
TOTAL 15% SERVICES AREA OF UNIT (F)						=	3.775
COVERAGE AREA OF UNIT = (A+D+F)							
1	TOTAL UNIT F.A.R. AREA (A)					=	115.661
2	NON F.A.R. AREA OF UNIT (E)					=	11.241
3	15 % SERVICES AREA OF UNIT (F)					=	3.775
TOTAL UNIT 1 COVERAGE AREA						=	140.677

F.A.R. COVERED AREA CALCULATION FOR UNIT - 2

S.NO	PARTICULARS						AREA (SQMT.)
COVERED AREA							
1	1.900	X	0.750			=	1.425
2	2.000	X	1.875			=	3.750
3	2.900	X	0.900			=	2.610
4	8.750	X	1.250			=	10.938
5	1.900	X	0.900			=	1.710
6	1.875	X	0.875			=	1.641
7	2.650	X	0.250			=	0.663
8	4.400	X	0.250			=	0.550
9	2.750	X	0.250			=	0.688
10	2.500	X	0.500			=	1.250
11	2.750	X	0.250			=	0.688
TOTAL AREA (A)						=	115.661
BALCONY 1A AREA							
B1	0.500	X	0.687			=	0.344
TOTAL BALCONY AREA						=	0.344
TOTAL BALCONY 1A AREA (B)						=	0.344
SUBTRACTION AREA							
P1	1.375	X	0.475			=	0.653
P2	0.900	X	0.240			=	0.216
P3	0.925	X	0.350			=	0.324
P4	0.900	X	0.600			=	0.540
P4a	0.900	X	0.400			=	0.360
P5	0.900	X	0.250			=	0.225
P6	0.900	X	0.250			=	0.225
P7	0.900	X	0.250			=	0.225
P8	1.750	X	0.475			=	0.831
TOTAL SUBTRACTION AREA = (C)						=	3.869
TOTAL UNIT 1 F.A.R. AREA (Da) (A+B-C)						=	111.136
NON F.A.R. AREA OF BALCONY							
N1	2.625	X	0.900			=	2.363
N2	0.750	X	0.400			=	0.300
N3	0.750	X	0.375			=	0.281
N4	0.900	X	0.900			=	0.810
N5	1.625	X	0.900			=	1.463
N6	1.725	X	0.900			=	1.553
N7	0.375	X	1.900			=	0.713
N8	0.375	X	1.900			=	0.713
N9	2.900	X	0.900			=	2.610
N10	1.900	X	0.900			=	1.710
TOTAL AREA						=	12.442
SUBTRACTION AREA							
P9	0.500	X	0.750			=	0.375
TOTAL NON F.A.R AREA						=	11.067
BALCONY 1A AREA = (1.25/2-0.344)						=	0.317
TOTAL BALCONY NON F.A.R. AREA = (E)						=	11.384
15% SERVICES AREA OF UNIT-1							
C1	2.900	X	0.750			=	2.175
C2	1.000	X	0.875			=	0.875
C3	2.900	X	0.250			=	0.725
TOTAL 15% SERVICES AREA OF UNIT (F)						=	3.775
COVERAGE AREA OF UNIT = (A+D+F)							
1	TOTAL UNIT F.A.R. AREA (A)					=	115.661
2	NON F.A.R. AREA OF UNIT (E)					=	11.384
3	15 % SERVICES AREA OF UNIT (F)					=	3.775
TOTAL UNIT 1a COVERAGE AREA						=	140.777

F.A.R. COVERED AREA CALCULATION FOR UNIT - 2

S.NO	PARTICULARS						AREA (SQMT.)
COVERED AREA							
1	1.900	X	0.750			=	1.425
2	2.100	X	1.875			=	3.938
3	2.900	X	0.900			=	2.610
4	8.750	X	1.250			=	10.938
5	1.900	X	0.900			=	1.710
6	1.875	X	0.875			=	1.641
7	2.650	X	0.250			=	0.663
8	4.400	X	0.250			=	0.550
9	2.750	X	0.250			=	0.688
10	2.500	X	0.500			=	1.250
11	2.750	X	0.250			=	0.688
TOTAL AREA (A)						=	115.661
BALCONY 1A AREA							
B1	0.500	X	0.687			=	0.344
TOTAL BALCONY AREA						=	0.344
TOTAL BALCONY 1A AREA (B)						=	0.344
SUBTRACTION AREA							
P1	1.375	X	0.475			=	0.653
P2	0.900	X	0.240			=	0.216
P3	0.925	X	0.350			=	0.324
P4	0.900	X	0.600			=	0.540
P4a	0.900	X	0.400			=	0.360
P5	0.900	X	0.250			=	0.225
P6	0.900	X	0.250			=	0.225
P7	0.900	X	0.250			=	0.225
P8	1.750	X	0.475			=	0.831
TOTAL SUBTRACTION AREA = (C)						=	3.869
TOTAL UNIT 1a F.A.R. AREA (Da) (A+B-C)						=	111.136
NON F.A.R. AREA OF BALCONY							
N1	2.625	X	0.900			=	2.363
N2	0.750	X	0.400			=	0.300
N3	0.750	X	0.375			=	0.281
N4	0.900	X	0.900			=	0.810
N5	1.625	X	0.900			=	1.463
N6	1.725	X	0.900			=	1.553
N7	0.375	X	1.900			=	0.713
N8	0.375	X	1.900			=	0.713
N9	2.900	X	0.900			=	2.610
N10	1.900	X	0.900			=	1.710
TOTAL AREA						=	12.442
SUBTRACTION AREA							
P9	0.500	X	0.750			=	0.375
TOTAL NON F.A.R AREA						=	11.067
BALCONY 1A AREA = (1.25/2-0.344)						=	0.317
TOTAL BALCONY NON F.A.R. AREA = (E)						=	11.384
15% SERVICES AREA OF UNIT-1							
C1	2.900	X	0.750			=	2.175
C2	1.000	X	0.875			=	0.875
C3	2.900	X	0.250			=	0.725
TOTAL 15% SERVICES AREA OF UNIT (F)						=	3.775
COVERAGE AREA OF UNIT = (A+D+F)							
1	TOTAL UNIT F.A.R. AREA (A)					=	115.661
2	NON F.A.R. AREA OF UNIT (E)					=	11.384
3	15 % SERVICES AREA OF UNIT (F)					=	3.775
TOTAL UNIT 2a COVERAGE AREA						=	140.821

F.A.R. COVERED AREA CALCULATION FOR UNIT-2b

S.NO	PARTICULARS						AREA (SQMT.)
COVERED AREA							
1	0.900	X	0.750			=	0.675
2	2.100	X	1.875			=	3.938
3	2.900	X	0.900			=	2.610
4	2.100	X	1.250			=	2.625
5	1.900	X	0.900			=	1.710
6	1.875	X	0.875			=	1.641
7	2.650	X	0.250			=	0.663
8	4.400	X	0.250			=	0.550
9	2.750	X	0.250			=	0.688
10	2.500	X	0.500			=	1.250
11	2.750	X	0.250			=	0.688
TOTAL AREA (A)						=	115.625
BALCONY 1A AREA							
B1	0.500	X	0.687			=	0.344
B2	3.900	X	0.500			=	1.950
B3	1.400	X	0.500			=	0.700
B4	1.400	X	0.500			=	0.700
B5	1.400	X	0.500			=	0.700
B6	1.400	X	0.500			=	0.700
TOTAL BALCONY AREA						=	5.094
TOTAL BALCONY 1A AREA (B)						=	6.763
SUBTRACTION AREA							
P1	1.900	X	1.150			=	2.173
P2	0.900	X	0.600			=	0.540
P3	1.900	X	0.900			=	1.710
P3a	1.900	X	0.900			=	1.710
P4	1.900	X	0.900			=	1.710
P5	1.900	X	0.900			=	1.710
P6	1.900	X	0.900			=	1.710
P7	1.900	X	0.900			=	1.710
P8	1.900	X	0.900			=	1.710
P9	1.900	X	0.900	X	2.000	=	3.420
TOTAL SUBTRACTION AREA = (C)						=	19.369
TOTAL UNIT 2b F.A.R. AREA (Db) (A+B-C)						=	103.019
NON F.A.R. AREA OF BALCONY							
N1	2.900	X	0.900			=	2.610
N2	0.750	X	0.400			=	0.300
N3	0.750	X	0.375			=	0.281
N4	0.900	X	0.900			=	0.810
N5	1.625	X	0.900			=	1.463
N6	1.725	X	0.900			=	1.553
N7	0.375	X	1.900			=	0.713
N8	0.375	X	1.900			=	0.713
N9	2.900	X	0.900			=	2.610
N10	1.900	X	0.900			=	1.710
TOTAL AREA						=	12.942
SUBTRACTION AREA							
P9	0.500	X	0.750			=	0.375
TOTAL NON F.A.R AREA						=	12.567
BALCONY 1A AREA = (1.25/2-0.344)						=	0.317
TOTAL BALCONY NON F.A.R. AREA = (E)						=	12.884
15% SERVICES AREA OF UNIT-1							
C1	2.900	X	0.750			=	2.175
C2	1.000	X	0.875			=	0.875
C3	2.900	X	0.250			=	0.725
TOTAL 15% SERVICES AREA OF UNIT (F)						=	3.775
COVERAGE AREA OF UNIT = (A+D+F)							
1	TOTAL UNIT F.A.R. AREA (A)					=	115.661
2	NON F.A.R. AREA OF UNIT (E)					=	12.884
3	15 % SERVICES AREA OF UNIT (F)					=	3.775
TOTAL UNIT 2b COVERAGE AREA						=	140.147

F.A.R. COVERED AREA CALCULATION OF UNIT-3

S.NO	PARTICULARS						AREA (SQMT.)
1	2.900	X	0.750			=	2.175
2	2.900	X	0.750			=	2.175
3	1.900	X	0.750			=	1.425
4	8.750	X	1.250			=	10.938
5	1.900	X	0.900			=	1.710
6	1.875	X	0.875			=	1.641
7	2.650	X	0.250			=	0.663
8	4.400	X	0.250			=	0.550
9	2.750	X	0.250			=	0.688
10	2.500	X	0.500			=	1.250
11	2.750	X	0.250			=	0.688
TOTAL AREA (A)						=	115.661
BALCONY 1A AREA							
B1	0.500	X	0.687			=	0.344
TOTAL BALCONY AREA						=	0.344
TOTAL BALCONY 1A AREA (B)						=	0.344
SUBTRACTION AREA							
P1	1.375	X	0.475			=	0.653
P2	0.900	X	0.240			=	0.216
P3	0.925	X	0.350			=	0.324
P4	0.900	X	0.600			=	0.540
P4a	0.900	X	0.400			=	0.360
P5	0.900	X	0.250			=	0.225
P6	0.900	X	0.250			=	0.225
P7	0.900	X	0.250			=	0.225
P8	1.750	X	0.475			=	0.831
TOTAL SUBTRACTION AREA = (C)						=	3.869
TOTAL UNIT 3 F.A.R. AREA (Da) (A+B-C)						=	111.136
NON F.A.R. AREA OF BALCONY							
N1	2.900	X	0.900			=	2.610
N2	0.750	X	0.400			=	0.300
N3	0.750	X	0.375			=	0.281
N4	0.900	X	0.900			=	0.810
N5	1.625	X	0.900			=	1.463
N6	1.725	X	0.900			=	1.553
N7	0.375	X	1.900			=	0.713
N8	0.375	X	1.900			=	0.713
N9	2.900	X	0.900			=	2.610
N10	1.900	X	0.900			=	1.710
TOTAL AREA						=	12.942
SUBTRACTION AREA							
P9	0.500	X	0.750			=	0.375
TOTAL NON F.A.R AREA						=	12.567
BALCONY 1A AREA = (1.25/2-0.344)						=	0.317
TOTAL BALCONY NON F.A.R. AREA = (E)						=	12.884
15% SERVICES AREA OF UNIT-1							
C1	2.900	X	0.750			=	2.175
C2	1.000	X	0.875			=	0.875
C3	2.900	X	0.250			=	0.725
TOTAL 15% SERVICES AREA OF UNIT (F)						=	3.775
COVERAGE AREA OF UNIT = (A+D+F)							
1	TOTAL UNIT F.A.R. AREA (A)					=	115.661
2	NON F.A.R. AREA OF UNIT (E)					=	12.884
3	15 % SERVICES AREA OF UNIT (F)					=	3.775
TOTAL UNIT 3 COVERAGE AREA						=	140.147

F.A.R. COVERED AREA CALCULATION OF UNIT-4

S.NO	PARTICULARS						AREA (SQMT.)
1	2.900	X	0.750			=	2.175
2	2.900	X	0.750			=	2.175
3	1.900	X	0.750			=	1.425
4	8.750	X	1.250			=	10.938
5	1.900	X	0.900			=	1.710
6	1.875	X	0.875			=	1.641
7	2.650	X	0.250			=	0.663
8	4.400	X	0.250			=	0.550
9	2.750	X	0.250			=	0.688
10	2.500	X	0.500			=	1.250
11	2.750	X	0.250			=	0.688
TOTAL AREA (A)						=	115.661
BALCONY 1A AREA							
B1	0.500	X	0.687			=	0.344
TOTAL BALCONY AREA						=	0.344
TOTAL BALCONY 1A AREA (B)						=	0.344
SUBTRACTION AREA							
P1	1.375	X	0.475			=	0.653
P2	0.900	X	0.240			=	0.216
P3	0.925	X	0.350			=	0.324
P4	0.900	X	0.600			=	0.540
P4a	0.900	X	0.400			=	0.360
P5	0.900	X	0.250			=	0.225
P6	0.900	X	0.250			=	0.225
P7	0.900	X	0.250			=	0.225
P8	1.750	X	0.475			=	0.831
TOTAL SUBTRACTION AREA = (C)						=	3.869
TOTAL UNIT 4 F.A.R. AREA (Da) (A+B-C)						=	111.136
NON F.A.R. AREA OF BALCONY							
N1	2.900	X	0.900			=	2.610
N2	0.750	X	0.400			=	0.300
N3	0.750	X	0.375			=	0.281
N4	0.900	X	0.900			=	0.810
N5	1.625	X	0.900			=	1.463
N6	1.725	X	0.900			=	1.553
N7	0.375	X	1.900			=	0.713
N8	0.375	X	1.900			=	0.713
N9	2.900	X	0.900			=	2.610
N10	1.900	X	0.900			=	1.710
TOTAL AREA						=	12.942
SUBTRACTION AREA							
P9	0.500	X	0.750			=	0.375
TOTAL NON F.A.R AREA						=	12.567
BALCONY 1A AREA = (1.25/2-0.344)						=	0.317
TOTAL BALCONY NON F.A.R. AREA = (E)						=	12.884
15% SERVICES AREA OF UNIT-1							
C1	2.900	X	0.750			=	2.175
C2	1.000	X	0.875			=	0.875
C3	2.900	X	0.250			=	0.725
TOTAL 15% SERVICES AREA OF UNIT (F)						=	3.775
COVERAGE AREA OF UNIT = (A+D+F)							
1	TOTAL UNIT F.A.R. AREA (A)					=	115.661
2	NON F.A.R. AREA OF UNIT (E)					=	12.884
3	15 % SERVICES AREA OF UNIT (F)					=	3.775
TOTAL UNIT 4 COVERAGE AREA						=	140.147

F.A.R. COVERED AREA CALCULATION OF UNIT-5

S.NO	PARTICULARS						AREA (SQMT.)
1	2.900	X	0.750			=	2.175
2	2.900	X	0.750			=	2.175
3	1.900	X	0.750			=	1.425
4	8.750	X	1.250			=	10.938
5	1.900	X	0.900			=	1.710
6	1.875	X	0.875			=	1.641
7	2.650	X	0.250			=	0.663
8	4.400	X	0.250			=	0.550
9	2.750	X	0.250			=	0.688
10	2.500	X	0.500			=	1.250
11	2.750	X	0.250			=	0.688
TOTAL AREA (A)						=	115.661
BALCONY 1A AREA							
B1	0.500	X	0.687			=	0.344
TOTAL BALCONY AREA						=	0.344
TOTAL BALCONY 1A AREA (B)						=	0.344
SUBTRACTION AREA							
P1	1.375	X	0.475			=	0.653
P2	0.900	X	0.240			=	0.216
P3	0.925	X	0.350			=	0.324
P4	0.900	X	0.600			=	0.540
P4a	0.900	X	0.400			=	0.360
P5	0.900	X	0.250			=	0.225
P6	0.900	X	0.250			=	0.225
P7	0.900	X	0.250			=	0.225
P8	1.750	X	0.475			=	0.831
TOTAL SUBTRACTION AREA = (C)						=	3.869
TOTAL UNIT 5 F.A.R. AREA (Da) (A+B-C)						=	111.136
NON F.A.R. AREA OF BALCONY							
N1	2.900	X	0.900			=	2.610
N2	0.750	X	0.400			=	0.300
N3	0.750	X	0.375			=	0.281
N4	0.900	X	0.900			=	0.810
N5	1.625	X	0.900			=	1.463
N6	1.725	X	0.900			=	1.553
N7	0.375	X	1.900			=	0.713
N8	0.375	X	1.900			=	0.713
N9	2.900	X	0.900			=	2.610
N10	1.900	X	0.900			=	1.710
TOTAL AREA						=	12.942
SUBTRACTION AREA							
P9	0.500	X	0.750			=	0.375
TOTAL NON F.A.R AREA						=	12.567
BALCONY 1A AREA = (1.25/2-0.344)						=	0.317
TOTAL BALCONY NON F.A.R. AREA = (E)						=	12.884
15% SERVICES AREA OF UNIT-1							
C1	2.900	X	0.750			=	2.175
C2	1.000	X	0.875			=	0.875
C3	2.900	X	0.250			=	0.725
TOTAL 15% SERVICES AREA OF UNIT (F)						=	3.775
COVERAGE AREA OF UNIT = (A+D+F)							
1	TOTAL UNIT F.A.R. AREA (A)					=	115.661
2	NON F.A.R. AREA OF UNIT (E)					=	12.884
3	15 % SERVICES AREA OF UNIT (F)					=	3.775
TOTAL UNIT 5 COVERAGE AREA						=	140.147

F.A.R. COVERED AREA CALCULATION OF UNIT-6

S.NO	PARTICULARS						AREA (SQMT.)
COVERED AREA							
1	2.900	X	0.750			=	2.175
2	2.900	X	0.750			=	2.175
3	1.900	X	0.750			=	1.425
4	8.750	X	1.250			=	10.938
5	1.900	X	0.900			=	1.710
6	1.875	X	0.875			=	1.641
7	2.650	X	0.250			=	0.663
8	4.400	X	0.250			=	0.550
9	2.750	X	0.250			=	0.688
10	2.500	X	0.500			=	1.250
11	2.750	X	0.250			=	0.688
TOTAL AREA (A)						=	115.661
BALCONY 1A AREA							
B1	0.500	X	0.687			=	0.344
TOTAL BALCONY AREA						=	0.344
TOTAL BALCONY 1A AREA (B)						=	0.344
SUBTRACTION AREA							
P1	1.375	X	0.475			=	0.653
P2	0.900	X	0.240			=	0.216
P3	0.925	X	0.350			=	0.324
P4	0.900	X	0.600			=	0.540
P4a	0.900	X	0.400			=	0.360
P5	0.900	X	0.250			=	0.225
P6	0.900	X	0.250			=	0.225
P7	0.900	X	0.250			=	0.225
P8	1.750	X	0.475			=	0.831
TOTAL SUBTRACTION AREA = (C)						=	3.869
TOTAL UNIT 6 F.A.R. AREA (Da) (A+B-C)						=	111.136
NON F.A.R. AREA OF BALCONY							
N1	2.900	X	0.900			=	2.610
N2	0.750	X	0.400			=	0.300
N3	0.750	X	0.375			=	0.281
N4	0.900	X	0.900			=	0.810
N5	1.625	X	0.900			=	1.463
N6	1.725	X	0.900			=	1.553
N7	0.375	X	1.900			=	0.713
N8	0.375	X	1.900			=	0.713
N9	2.900	X	0.900			=	2.610
N10	1.900	X	0.900			=	1.710
TOTAL AREA						=	12.942
SUBTRACTION AREA							
P9	0.500	X	0.750			=	0.375
TOTAL NON F.A.R AREA						=	12.567
BALCONY 1A AREA = (1.25/2-0.344)						=	0.317
TOTAL BALCONY NON F.A.R. AREA = (E)						=	12.884
15% SERVICES AREA OF UNIT-1							
C1	2.900	X	0.750			=	2.175
C2	1.000	X	0.875			=	0.875
C3	2.900	X	0.250			=	0.725
TOTAL 15% SERVICES AREA OF UNIT (F)						=	3.775
COVERAGE AREA OF UNIT = (A+D+F)							
1	TOTAL UNIT F.A.R. AREA (A)					=	115.661
2	NON F.A.R. AREA OF UNIT (E)					=	12.884
3	15 % SERVICES AREA OF UNIT (F)					=	3.775
TOTAL UNIT 2b COVERAGE AREA						=	140.147

F.A.R. AREA (F.A.R.) CALCULATION OF UNIT-1A

S.NO	PARTICULARS						AREA (SQMT.)
1	2.900	X	0.750			=	2.175
2	2.900	X	0.750			=	2.175
3	1.900	X	0.750			=	1.425
4	8.750	X	1.250			=	10.938
5	1.900	X	0.900			=	1.710
6	1.875	X	0.875			=	1.641
7	2.650	X	0.250			=	0.663
8	4.400	X	0.250			=	0.550
9	2.750	X	0.250			=	0.688
10	2.500	X	0.500			=	1.250
11	2.750	X	0.250			=	0.688
TOTAL AREA (A)						=	115.661
BALCONY 1A AREA							
B1	0.500	X	0.687			=	0.344
TOTAL BALCONY AREA						=	0.344
TOTAL BALCONY 1A AREA (B)						=	0.344
SUBTRACTION AREA							
P1	1.375	X	0.475			=	0.653
P2	0.900	X	0.240			=	0.216
P3	0.925	X	0.350			=	0.324
P4	0.900	X	0.600			=	0.540
P4a	0.900	X	0.400			=	0.360
P5	0.900	X	0.250			=	0.225
P6	0.900	X	0.250			=	0.225
P7	0.900	X	0.250			=	0.225
P8	1.750	X	0.475			=	0.831
TOTAL SUBTRACTION AREA = (C)						=	3.869
TOTAL UNIT 1A F.A.R. AREA (Da) (A+B-C)						=	111.136
NON F.A.R. AREA OF BALCONY							
N1	2.900	X	0.900			=	2.610

2ND FLOOR PLAN

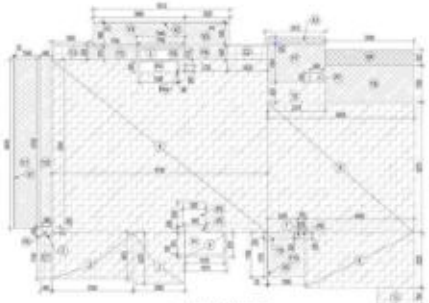

AREA DIAGRAM UNIT-1

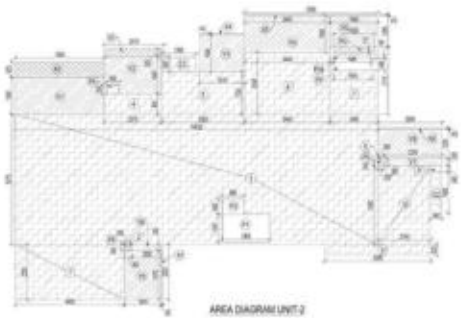

AREA DIAGRAM UNIT-2

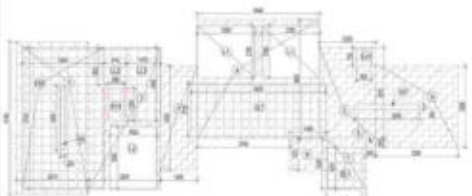

2ND FLOOR CORE AREA DIAGRAM

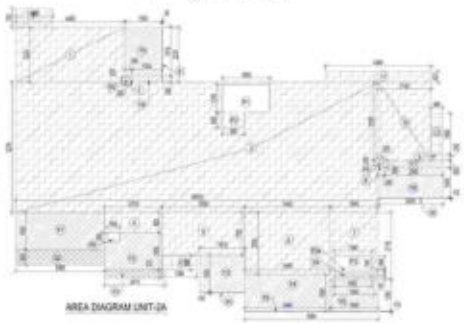

AREA DIAGRAM UNIT-2A

F.A.R. COVERED AREA CALCULATION FOR UNIT - 1

S.NO.	PARTICULARS							AREA (SQMT.)
COVERED AREA								
1	7.500	x	2.970			=		22.275
2	3.400	x	1.270			=		4.318
3	2.400	x	0.900			=		2.160
4	4.750	x	1.000			=		4.750
5	1.900	x	0.750			=		1.425
6	1.875	x	0.875			=		1.641
7	1.000	x	0.250			=		0.250
8	4.900	x	2.200			=		10.780
9	2.900	x	0.225			=		0.653
10	0.275	x	0.825			=		0.227
11	1.750	x	1.000			=		1.750
TOTAL AREA (A)							=	115.431
BALCONY IN AREA								
B1	7.100	x	0.900			=		6.390
B2	3.015	x	0.300			=		0.905
B3	2.410	x	0.300			=		0.723
B4	1.150	x	0.300			=		0.345
B5	2.225	x	1.750			=		3.894
TOTAL BALCONY AREA							=	12.257
TOTAL BALCONY IN AREA (B)							=	6.129
SUBTRACTION AREA								
S1	1.275	x	0.875			=		1.115
S2	0.640	x	0.240			=		0.154
S3	2.625	x	0.150			=		0.394
S4	1.750	x	0.300			=		0.525
S5	1.750	x	0.300			=		0.525
S6	2.225	x	0.150			=		0.334
S7	1.750	x	0.300			=		0.525
TOTAL SUBTRACTION AREA = (C)							=	3.568
TOTAL UNIT 1 F.A.R. AREA (Sm.) A+B-C)							=	115.347
NON F.A.R. AREA OF BALCONY								
N1	3.600	x	0.340			=		1.224
N2	2.750	x	0.840			=		2.310
N3	1.750	x	0.510			=		0.893
N4	0.900	x	0.840			=		0.756
N5	1.600	x	0.840			=		1.344
N6	1.725	x	0.840			=		1.449
N7	2.275	x	0.840			=		1.911
N8	2.500	x	0.840			=		2.100
N9	1.750	x	0.300			=		0.525
N10	1.750	x	0.300			=		0.525
TOTAL AREA							=	12.330
SUBTRACTION AREA								
P1	1.750	x	0.300			=		0.525
TOTAL NON F.A.R. AREA							=	12.115
BALCONY IN AREA = (12.115 X 0.5)							=	6.057
TOTAL BALCONY NON F.A.R. AREA = (E)							=	21.691
15% SERVICES AREA OF UNIT								
D1	3.600	x	1.750			=		6.300
D2	1.600	x	0.800			=		1.280
D3	1.750	x	0.800			=		1.400
TOTAL 15% SERVICES AREA OF UNIT (F)							=	8.980
COVERAGE AREA OF UNIT - =D+E+F								
1	TOTAL UNIT F.A.R. AREA (D)						=	115.347
2	NON FAR AREA OF UNIT (E)						=	21.691
3	15% SERVICES AREA OF UNIT (F)						=	8.980
TOTAL UNIT 1 COVERAGE AREA							=	145.017

F.A.R. COVERED AREA CALCULATION FOR UNIT 2

S.NO.	PARTICULARS							AREA (SQMT.)
COVERED AREA								
1	4.400	x	2.225			=		9.790
2	0.900	x	0.350			=		0.315
3	4.125	x	3.275			=		13.505
4	2.575	x	1.200			=		3.090
5	1.000	x	0.800			=		0.800
6	1.575	x	1.750			=		2.756
7	1.500	x	1.750			=		2.625
8	3.400	x	2.350			=		7.990
9	3.400	x	1.175			=		3.995
10	2.275	x	1.350			=		3.071
11	0.250	x	0.450			=		0.113
12	3.400	x	1.350			=		4.590
13	2.140	x	1.750			=		3.745
14	0.250	x	0.450			=		0.113
TOTAL AREA = (A)							=	117.489
BALCONY IN AREA								
J1	0.225	x	1.225			=		0.276
J2	2.175	x	1.225			=		2.664
J3	2.475	x	1.225			=		3.032
J4	1.575	x	1.225			=		1.929
J5	0.225	x	1.225			=		0.276
J6	0.225	x	1.225			=		0.276
TOTAL BALCONY AREA							=	8.453
TOTAL BALCONY IN AREA (B)							=	4.227
SUBTRACTION AREA								
P1	1.900	x	1.140			=		2.166
P2	0.600	x	0.600			=		0.360
P3	1.140	x	0.491			=		0.560
P3a	1.400	x	1.140			=		1.596
P4	1.225	x	0.111			=		0.136
P5	1.225	x	0.225	x	2.13	=		0.586
TOTAL SUBTRACTION AREA = (C)							=	5.404
TOTAL UNIT 2 FAR AREA (Sm.) A+B-C)							=	116.311
NON F.A.R. AREA OF BALCONY								
N1	2.750	x	1.150			=		3.163
N2	2.175	x	1.150			=		2.501
N3	1.575	x	1.150			=		1.811
N4	1.400	x	1.150			=		1.610
N5	1.140	x	1.150			=		1.311
N6	2.475	x	1.150			=		2.846
N7	2.275	x	1.150			=		2.616
N8	1.575	x	1.150			=		1.811
TOTAL AREA							=	21.111
SUBTRACTION AREA								
P6	2.525	x	0.350			=		0.884
TOTAL NON F.A.R. AREA							=	21.111
BALCONY IN AREA = (11.128 X 0.5)							=	5.567
TOTAL BALCONY NON F.A.R. AREA = (E)							=	26.678
15% SERVICES AREA OF UNIT								
C1	7.100	x	0.825			=		5.858
C2	2.400	x	1.750			=		4.200
TOTAL 15% SERVICES AREA OF UNIT (F)							=	10.058
COVERAGE AREA FOR UNIT =D+E+F=								
1	TOTAL UNIT F.A.R. AREA (D)						=	116.311
2	NON FAR AREA OF UNIT (E)						=	26.678
3	15% SERVICES AREA OF UNIT (F)						=	10.058
TOTAL UNIT 2 COVERAGE AREA							=	153.046

F.A.R. COVERED AREA CALCULATION FOR UNIT 2A

S.NO.	PARTICULARS							AREA (SQMT.)
COVERED AREA								
1	4.400	x	2.225			=		9.790
2	0.900	x	0.350			=		0.315
3	4.125	x	3.275			=		13.505
4	2.575	x	1.200			=		3.090
5	1.000	x	0.800			=		0.800
6	1.575	x	1.750			=		2.756
7	1.500	x	1.750			=		2.625
8	3.400	x	2.350			=		7.990
9	3.400	x	1.175			=		3.995
10	2.275	x	1.350			=		3.071
11	0.250	x	0.450			=		0.113
12	3.400	x	1.350			=		4.590
13	2.140	x	1.750			=		3.745
14	0.250	x	0.450			=		0.113
TOTAL AREA = (A)							=	117.489
BALCONY IN AREA								
J1	0.225	x	1.225			=		0.276
J2	2.175	x	1.225			=		2.664
J3	2.475	x	1.225			=		3.032
J4	1.575	x	1.225			=		1.929
J5	0.225	x	1.225			=		0.276
J6	0.225	x	1.225			=		0.276
TOTAL BALCONY AREA							=	8.453
TOTAL BALCONY IN AREA (B)							=	4.227
SUBTRACTION AREA								
P1	1.900	x	1.140			=		2.166
P2	0.600	x	0.600			=		0.360
P3	1.140	x	0.491			=		0.560
P3a	1.400	x	1.140			=		1.596
P4	1.225	x	0.111			=		0.136
P5	1.225	x	0.225	x	2.13	=		0.586
TOTAL SUBTRACTION AREA = (C)							=	5.404
TOTAL UNIT 2A FAR AREA (Sm.) A+B-C)							=	116.311
NON F.A.R. AREA OF BALCONY								
N1	2.750	x	1.150			=		3.163
N2	2.175	x	1.150			=		2.501
N3	1.575	x	1.150			=		1.811
N4	1.400	x	1.150			=		1.610
N5	1.140	x	1.150			=		1.311
N6	2.475	x	1.150			=		2.846
N7	2.275	x	1.150			=		2.616
N8	1.575	x	1.150			=		1.811
TOTAL AREA							=	21.111
SUBTRACTION AREA								
P6	2.525	x	0.350			=		0.884
TOTAL NON F.A.R. AREA							=	20.228
BALCONY IN AREA = (11.128 X 0.5)							=	5.567
TOTAL BALCONY NON F.A.R. AREA = (E)							=	25.795
15% SERVICES AREA OF UNIT								
C1	7.100	x	0.825			=		5.858
C2	2.400	x	1.750			=		4.200
TOTAL 15% SERVICES AREA OF UNIT (F)							=	10.058
COVERAGE AREA OF UNIT =D+E+F=								
1	TOTAL UNIT F.A.R. AREA (D)						=	116.311
2	NON FAR AREA OF UNIT (E)						=	25.795
3	15% SERVICES AREA OF UNIT (F)						=	10.058
TOTAL UNIT 2A COVERAGE AREA							=	152.157

SECOND FLOOR FAR AREA SUMMARY

S.NO.	NO OF UNITS		SINGLE UNIT AREA		TOTAL UNITS AREA (SQMT)
F.A.R AREA OF UNIT - 1	2	x	115.347	=	230.694
F.A.R AREA OF UNIT - 2	1	x	116.311	=	116.311
F.A.R AREA OF UNIT - 2a	1	x	115.431	=	115.431
F.A.R AREA OF CIRCULATION	1	x	34.637	=	34.637
TOTAL F.A.R AREA AT SINGLE FLOOR = (A+)				=	494.808

TOTAL NON F.A.R. AREA AT SECOND FLOOR PLAN

BALCONY AREA					
UNIT - 1	27.207	x	2	=	52.483
UNIT - 2	28.638	x	1	=	28.638
UNIT - 2A	28.638	x	1	=	28.638
TOTAL NON FAR AREA AT SINGLE FLOOR				=	115.752

F.A.R. COVERED AREA CALCULATION FOR CIRCULATION AREA

S.NO.	PARTICULARS							AREA (SQMT.)
1	3.915	x	4.180			=		17.366
2	2.210	x	3.150			=		10.037
3	1.145	x	4.200			=		4.809
4	4.640	x	4.800			=		22.272
5	2.270	x	1.870			=		4.245
6	1.140	x	1.275			=		1.453
7	1.150	x	2.225			=		2.559
8	1.400	x	0.800			=		1.120
9	2.270	x	1.350			=		3.065
TOTAL AREA (A)							=	66.937
AREA SUBTRACTION								
P31	3.550	x	0.700			=		2.485
P32	1.350	x	1.350			=		1.823
S27	5.420	x	2.125			=		11.518
L12	0.910	x	1.300			=		1.183
L13	1.170	x	2.960			=		3.463
L7	2.150	x	2.150	2	2	=		9.675
L2	1.200	x	2.800			=		3.360
B2	1.150	x	1.470			=		1.691
W	0.800	x	0.200			=		0.160
LP1	0.750	x	0.300			=		0.225
TOTAL (B)							=	34.581
TOTAL F.A.R AREA CORRIDORS = (A - B)							=	32.357

CORRIDOR AREA CALCULATION TOWARDS 15% SERVICES AREA

S.NO.	PARTICULARS							AREA (SQMT.)
FIRE TOWER AREA								
F31	3.150	x	3.770			=		11.876
AREA SUBTRACTION								
H2	2.338	x	2.900			=		6.780
FIRE STAIRCASE AREA							=	15.096
LIFT LOBBY								
L21	5.420	x	2.125			=		11.518
L22	0.910	x	1.300			=		1.183
L23	1.170	x	2.960			=		3.463
FHC SHAFT								
F31	0.650	x	1.100			=		0.715
ELECTRICAL & LV SHAFT								
EL1	1.440	x	1.075			=		1.548
LP1	0.750	x	0.300			=		0.225
TOTAL CORRIDOR AREA (15% SERVICES AREA (A)							=	30.961
UNIT AREA CALCULATION 15% SERVICES F.A.R AREA								
CUBOARD								
UNIT Series F.A.R	1.400	x	2	2		=		5.600
UNIT2 Series F.A.R	1.400	x	2	2		=		5.600
UNIT3 Series F.A.R	1.400	x	2	2		=		5.600
TOTAL UNIT AREA CALCULATION 15% SERVICES F.A.R (B)							=	16.800
TOTAL 15% SERVICES F.A.R AREA = C (A + B)							=	47.761

DOOR - WINDOW SCHEDULE

SR. NO.	CODE	DESCRIPTION	SIZE		SILL	LINTEL
01	D1	VENEERED POLISHED FLUSH DOOR	1200 X 2400		00	2400
02	D2	LAMINATED FLUSH DOOR	1000 X 2250		00	2250
03	D3	LAMINATED FLUSH DOOR	800 X 2250		00	2250
04	DW1	FIXED GLAZING WITH OPENING (KITCHEN)	1400 X 2250		00	2250
05	SD1	SLIDING GLASS DOOR	3230X 2250		00	2250
06	SD2	SLIDING GLASS DOOR	1600 X 2250		00	2250
07	TW1	TOILET WINDOW	750 X 1950		300	2250
08	W1	BEDROOM WINDOW	800 X 1350		300	2250
09	FD1	F.H.C STAIR DOOR (FIRE DOOR)	1200X 2300		150	2450
10	W2	WINDOW	1150 X 900		AS/DETAIL	
20	GD1	GLAZING DOOR	200 X 2400		00	2400
21	GL1	GLAZING			AS/DETAIL	
22	GL2	GLAZING			AS/DETAIL	
23	GL3	GLAZING			AS/DETAIL	

LEGENDS :-

- F.A.R AREA
- COUNTED IN 15 % F.A.R AREA
- COUNTED IN 1/4 F.A.R AREA
- NON F.A.R AREA

LEENU SAHGAL — Digitally signed by LEENU SAHGAL Date: 2023.12.13 13:18:51 +05'30'

Sudheer Kumar — Digitally signed by Sudheer Kumar DN: cn=Sudheer Kumar, o=N/A, ou=Personal Reason: I am the author of this document Location: Date: 2023-11-06 11:42:07+05'30'

Lal Singh

AMIT VARMA — Digitally signed by AMIT VARMA Date: 2023.11.28 13:39:06 +05'30'

PRAMOD BAHL — Digitally signed by PRAMOD BAHL Date: 2023.11.24 16:38:26 +05'30'

VISHAL SHARMA — Digitally signed by VISHAL SHARMA Date: 2023.11.24 11:46:03 +05'30'

NOTE:-
FLOOR NO:- 13TH FLOOR OMITTED FROM FLOOR COUNTING

OWNER SIGN | ARCHITECT SIGN

OWNER
M/S GOLF GREEN MANSIONS (P) LTD.

SUBMISSION DRAWING

KEYPLAN



PROJECT
PROPOSED GROUP HOUSING FOR M/S GOLF GREEN MANSIONS (P) LTD. AT PLOT NO. - GH-3A,SECTOR -10 GREATER NOIDA,(U.P.)

DATE	PROJECT INCH	CHECKED BY
09-10-2023	BALRAJ SINGH	BALRAJ SINGH
SCALE	DRAWN BY	APPROVED BY
1:100	SAHIL GUPTA	VISHAL SHARMA

DRAWING TITLE
2nd FLOOR PLAN

TOWER-B

ARCHITECTS
Confluence
NEW DELHI - INDIA

DRAWING NO. S-22 | REVISION

TYPICAL FLOOR PLAN



AREA DIAGRAM UNIT-1

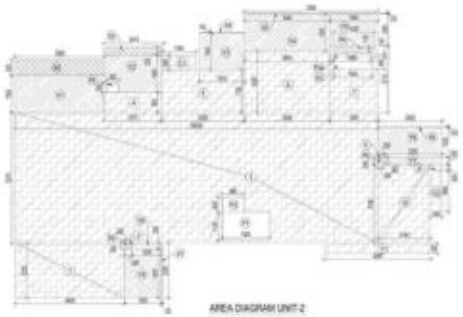

AREA DIAGRAM UNIT-2

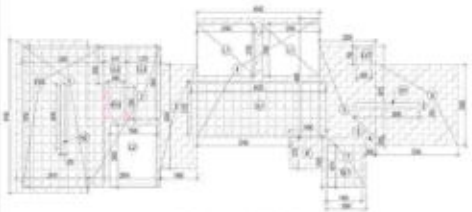

TYPICAL CORE AREA DIAGRAM

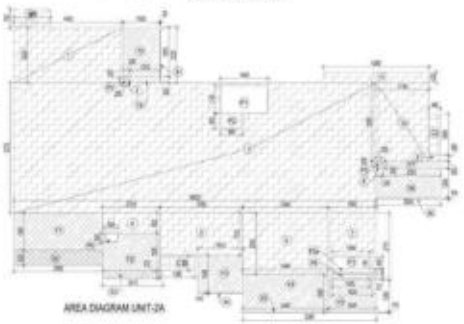

AREA DIAGRAM UNIT-2A

F.A.R. COVERED AREA CALCULATION FOR UNIT - 1

S.NO.	PARTICULARS							AREA (SQMT.)
COVERED AREA								
1	3.000	x	2.970			=		8.91
2	3.000	x	1.875			=		5.63
3	2.900	x	5.900			=		17.11
4	4.750	x	7.000			=		33.25
5	1.900	x	2.970			=		5.64
6	1.875	x	0.875			=		1.64
7	3.000	x	0.250			=		0.75
8	4.900	x	2.325			=		11.39
9	3.000	x	2.325			=		6.98
10	2.275	x	0.900			=		2.05
11	2.750	x	1.900			=		5.23
TOTAL AREA (A)						=		115.403
BALCONY 1A AREA								
X1	1.725	x	0.900			=		1.553
X2	3.575	x	0.300			=		1.073
X3	2.410	x	0.300			=		0.723
X4	1.750	x	0.900			=		1.575
X5	2.225	x	0.900			=		2.003
TOTAL BALCONY AREA						=		7.923
TOTAL BALCONY 1A AREA (B)						=		8.546
SUBTRACTION AREA								
X1	1.575	x	0.875			=		1.378
X2	0.640	x	0.240			=		0.154
X3	2.625	x	0.150			=		0.394
X4	1.750	x	0.300			=		0.525
X5	2.225	x	0.150			=		0.334
X6	1.750	x	0.300			=		0.525
X7	2.225	x	0.150			=		0.334
TOTAL SUBTRACTION AREA = (C)						=		3.644
TOTAL UNIT 1 F.A.R. AREA (Sw.1+A+B-C)						=		119.247
NON F.A.R. AREA OF BALCONY								
X1	3.400	x	0.240			=		0.816
X2	2.750	x	0.900			=		2.475
X3	1.750	x	0.510			=		0.893
X4	2.900	x	0.900			=		2.610
X5	1.400	x	0.900			=		1.260
X6	1.725	x	0.900			=		1.553
X7	3.575	x	0.900			=		3.217
X8	2.900	x	0.900			=		2.610
X9	1.750	x	0.300			=		0.525
X10	1.900	x	0.900			=		1.710
TOTAL AREA						=		21.030
SUBTRACTION AREA								
X1	1.900	x	0.900			=		1.710
TOTAL NON F.A.R AREA						=		19.320
BALCONY 1A AREA = (1.125 X 0.900)						=		1.013
TOTAL BALCONY NON F.A.R. AREA = (E)						=		21.033
15% SERVICES AREA OF UNIT								
X1	1.900	x	0.900			=		1.710
TOTAL 15% SERVICES AREA OF UNIT (F)						=		1.709
COVERAGE AREA OF UNIT - =D+E+F								
1	TOTAL UNIT F.A.R. AREA (D)					=		119.247
2	NON FAR AREA OF UNIT (E)					=		21.033
3	15% SERVICES AREA OF UNIT (F)					=		1.709
TOTAL UNIT 1 COVERAGE AREA						=		141.247

F.A.R. COVERED AREA CALCULATION FOR UNIT 2

S.NO.	PARTICULARS							AREA (SQMT.)
COVERED AREA								
1	4.400	x	2.225			=		9.790
2	0.125	x	1.750			=		0.219
3	14.125	x	5.500			=		77.688
4	1.750	x	1.250			=		2.188
5	5.775	x	1.750			=		10.106
6	3.400	x	2.750			=		9.350
7	1.542	x	1.175			=		1.812
8	2.275	x	1.350			=		3.071
9	3.400	x	1.250			=		4.113
10	2.140	x	1.750			=		3.745
11	4.225	x	0.825			=		3.484
TOTAL AREA = (A)						=		117.481
BALCONY 1A AREA								
X1	0.225	x	1.225			=		0.276
X2	2.275	x	0.225			=		0.512
X3	2.275	x	0.225			=		0.512
X4	1.575	x	0.225			=		0.354
X5	0.725	x	0.225			=		0.163
X6	0.725	x	0.225			=		0.163
TOTAL BALCONY AREA						=		1.924
TOTAL BALCONY 1A AREA (B)						=		0.432
SUBTRACTION AREA								
X1	1.575	x	1.340			=		2.111
X2	0.640	x	0.600			=		0.384
X3	1.540	x	0.401			=		0.617
X4	1.575	x	0.142			=		0.224
X5	1.125	x	0.111			=		0.125
X6	1.125	x	0.236	x	2.13	=		0.561
TOTAL SUBTRACTION AREA = (C)						=		3.838
TOTAL UNIT 2 F.A.R. AREA (Sw.1+A+B-C)						=		115.081
NON F.A.R. AREA OF BALCONY								
X1	1.725	x	1.350			=		2.329
X2	2.275	x	1.350			=		3.071
X3	1.575	x	1.350			=		2.126
X4	1.540	x	1.350			=		2.079
X5	1.540	x	1.350			=		2.079
X6	2.425	x	1.350			=		3.274
X7	2.275	x	0.300			=		0.683
X8	1.725	x	0.225			=		0.388
X9	1.725	x	0.225			=		0.388
X10	1.725	x	1.675			=		2.889
TOTAL AREA						=		21.777
SUBTRACTION AREA								
X1	2.125	x	0.350			=		0.744
TOTAL NON F.A.R AREA						=		21.033
BALCONY 1A AREA = (1.125 X 0.900)						=		1.013
TOTAL BALCONY NON F.A.R. AREA = (E)						=		20.020
15% SERVICES AREA OF UNIT								
X1	1.725	x	0.900			=		1.553
TOTAL 15% SERVICES AREA OF UNIT (F)						=		1.553
COVERAGE AREA FOR UNIT =D+E+F								
1	TOTAL UNIT F.A.R. AREA (D)					=		115.081
2	NON FAR AREA OF UNIT (E)					=		20.020
3	15% SERVICES AREA OF UNIT (F)					=		1.553
TOTAL UNIT 2 COVERAGE AREA						=		136.636

F.A.R. COVERED AREA CALCULATION FOR UNIT 2A

S.NO.	PARTICULARS							AREA (SQMT.)
COVERED AREA								
1	4.400	x	2.225			=		9.790
2	0.125	x	1.750			=		0.219
3	14.125	x	5.500			=		77.688
4	1.750	x	1.250			=		2.188
5	5.775	x	1.750			=		10.106
6	3.400	x	2.750			=		9.350
7	1.542	x	1.175			=		1.812
8	2.275	x	1.350			=		3.071
9	3.400	x	1.250			=		4.113
10	2.140	x	1.750			=		3.745
11	4.225	x	0.825			=		3.484
TOTAL AREA = (A)						=		115.429
BALCONY 1A AREA								
X1	0.225	x	1.225			=		0.276
X2	2.275	x	0.225			=		0.512
X3	2.275	x	0.225			=		0.512
X4	1.575	x	0.225			=		0.354
X5	0.725	x	0.225			=		0.163
X6	0.725	x	0.225			=		0.163
TOTAL BALCONY AREA						=		1.379
TOTAL BALCONY 1A AREA (B)						=		0.932
SUBTRACTION AREA								
X1	1.575	x	1.340			=		2.111
X2	0.640	x	0.600			=		0.384
X3	1.540	x	0.401			=		0.617
X4	1.575	x	0.142			=		0.224
X5	0.725	x	0.111			=		0.080
X6	0.725	x	0.236	x	2.13	=		0.361
TOTAL SUBTRACTION AREA = (C)						=		3.838
TOTAL UNIT 2A F.A.R. AREA (Sw.1+A+B-C)						=		115.423
NON F.A.R. AREA OF BALCONY								
X1	0.725	x	1.350			=		0.979
X2	2.275	x	1.350			=		3.071
X3	1.575	x	1.350			=		2.126
X4	1.540	x	1.350			=		2.079
X5	0.725	x	1.350			=		0.979
X6	0.725	x	1.350			=		0.979
X7	2.225	x	1.350			=		3.004
X8	1.575	x	1.350			=		2.126
X9	1.225	x	1.350			=		1.654
X10	1.225	x	1.675			=		2.052
TOTAL AREA						=		21.113
SUBTRACTION AREA								
X1	2.125	x	0.350			=		0.744
TOTAL NON F.A.R AREA						=		20.369
BALCONY 1A AREA = (1.125 X 0.900)						=		1.013
TOTAL BALCONY NON F.A.R. AREA = (E)						=		19.356
15% SERVICES AREA OF UNIT								
X1	1.225	x	0.900			=		1.103
X2	2.225	x	0.900			=		2.003
TOTAL 15% SERVICES AREA OF UNIT (F)						=		3.106
COVERAGE AREA OF UNIT - =D+E+F								
1	TOTAL UNIT F.A.R. AREA (D)					=		115.423
2	NON FAR AREA OF UNIT (E)					=		19.356
3	15% SERVICES AREA OF UNIT (F)					=		3.106
TOTAL UNIT 2A COVERAGE AREA						=		138.037

TYPICAL FLOOR FAR AREA SUMMARY (2nd TO 13th, 14th, 15th, 16th FLOOR)

S.NO.	NO. OF UNITS		SINGLE UNIT AREA		TOTAL UNITS AREA (SQMT.)
F.A.R AREA OF UNIT - 1	1	X	119.247	=	238.493
F.A.R AREA OF UNIT - 2	1	X	115.081	=	115.081
F.A.R AREA OF UNIT - 2A	1	X	115.423	=	115.423
F.A.R AREA OF CIRCULATION	1	X	38.657	=	38.657
TOTAL 1 F.A.R AREA AT SINGLE FLOOR = (A)				=	507.654

TOTAL NON F.A.R. AREA AT TYPICAL FLOOR PLAN (2nd TO 13th, 14th, 15th TO 16th FLOOR)

BALCONY AREA						
UNIT - 1	17.238	X	3	=	51.713	
UNIT - 2	20.020	X	3	=	60.060	
UNIT - 2A	20.020	X	3	=	60.060	
TOTAL NON FAR AREA AT SINGLE FLOOR				=	171.833	

Sudheer Kumar — Digitally signed by Sudheer Kumar DN: cn=Sudheer Kumar c=IN o=Personal Reason: I am the author of this document Location: Date: 2023.11.30 17:42:03 +05'30'

Lal Singh

AMIT VARMA — Digitally signed by AMIT VARMA Date: 2023.11.28 13:45:42 +05'30'

PRAMOD BAHL — Digitally signed by PRAMOD BAHL Date: 2023.11.24 16:43:07 +05'30'

VISHAL SHARMA — Digitally signed by VISHAL SHARMA Date: 2023.11.24 11:41:43 +05'30'

NOTE:-
FLOOR NO.- 13TH FLOOR OMITTED FROM FLOOR COUNTING

OWNER SIGN | ARCHITECT SIGN

F.A.R. COVERED AREA CALCULATION FOR CIRCULATION AREA

S.NO.	PARTICULARS							AREA (SQMT.)
1	2.910	x	6.140			=		17.864
2	3.910	x	2.750			=		10.753
3	1.140	x	4.810			=		5.483
4	4.940	x	4.810			=		23.757
5	2.290	x	2.875			=		6.584
6	1.440	x	1.275			=		1.836
7	1.900	x	2.525			=		4.798
8	3.490	x	2.150			=		7.503
9	2.290	x	3.875			=		8.872
TOTAL AREA (A)						=		86.947
AREA SUBTRACTION								
F32	1.350	x	2.750			=		3.713
F41	2.150	x	1.350			=		2.903
LL7	3.425	x	3.125			=		11.516
LL2	3.875	x	1.300			=		5.038
LL4	1.275	x	2.900			=		3.698
LL1	3.350	x	2.125	x	2	=		14.275
LL3	1.350	x	2.900			=		3.915
BL7	1.900	x	1.875			=		3.563
W1	2.900	x	0.200			=		0.580
LL5	0.750	x	0.900			=		0.675
			TOTAL (B)			=		54.331
TOTAL F.A.R AREA CORRIDOR = (A - B)						=		32.617

SUMMARY AREA CALCULATION TO ADDED 15% SERVICES AREA

S.NO.	PARTICULARS							AREA (SQMT.)
FIRE TOWER AREA								
F31	1.350	x	0.750			=		1.013
AREA SUBTRACTION								
F12	0.350	x	2.900			=		1.015
FIRE STAIRCASE AREA								15.257
LIFT LOBBY								
LL7	3.425	x	2.125			=		11.516
LL2	3.875	x	1.300			=		5.038
LL1	1.275	x	2.900			=		4.003
PHC AREA								
PH1	2.050	x	1.000			=		2.050
ELECTRICAL & UTILITY								
BL1	1.425	x	1.875			=		2.728
LL4	1.750	x	2.900			=		5.075
TOTAL CORRIDOR AREA 15% SERVICES AREA (A)						=		50.691

UNIT AREA CALCULATION 15% SERVICES F.A.R AREA

S.NO.	PARTICULARS							AREA (SQMT.)
CHI BOARD								
UNIT Sample F.A.R	2.925	x	1	x	2	=		5.850
UNIT Sample F.A.R	1.300	x	1	x	2	=		2.600
UNIT 2A Sample F.A.R	1.300	x	1	x	2	=		2.600
TOTAL UNIT AREA CALCULATION 15% SERVICES F.A.R. (B)						=		9.050
TOTAL 15% SERVICES F.A.R AREA = (C + A + B)						=		67.658

LEENU SAHGAL — Digitally signed by LEENU SAHGAL Date: 2023.12.13 13:22:04 +05'30'

DOOR - WINDOW SCHEDULE

SR. NO.	CODE	DESCRIPTION	SIZE	SILL	LINTEL
01	D1	VENEERED POLISHED FLUSH DOOR	1200 X 2400	00	2400
02	D2	LAMINATED FLUSH DOOR	1000 X 2250	00	2250
03	D3	LAMINATED FLUSH DOOR	800 X 2250	00	2250
04	SW1	FIXED GLAZING WITH OPENING (AUTO HEN)	1400 X 2250	00	2250
05	SD1	SLIDING GLASS DOOR	3200X 2250	00	2250
06	SD2	SLIDING GLASS DOOR	1650 X 2250	00	2250
07	TW1	TOILET WINDOW	750 X 1000	1200	2200
08	W1	BEDROOM WINDOW	600 X 1350	900	2250
09	FD1	F.H.C STAIR DOOR (FIRE DOOR)	1250X 2300	100	2400
10	W2	WINDOW	1150 X 900	AS DETAIL	
20	GD1	GLAZING DOOR	200 X 2400	00	2400
21	GL1	GLAZING		AS DETAIL	
22	GL2	GLAZING		AS DETAIL	
23	GL3	GLAZING		AS DETAIL	

LEGENDS :-

- F.A.R AREA
- COUNTED IN 15 % F.A.R AREA
- COUNTED IN 1/4 F.A.R AREA
- NON F.A.R AREA

OWNER:
M/S GOLF GREEN MANSIONS (P) LTD.

SUBMISSION DRAWING

KEYPLAN

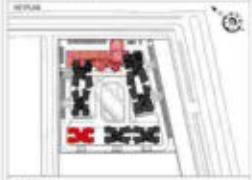

PROJECT

PROPOSED GROUP HOUSING FOR M/S GOLF GREEN MANSIONS (P) LTD. AT PLOT NO. - GH-3A,SECTOR -10 GREATER NOIDA,(U.P.)

DATE	PROJECT INCH	CHECKED BY
09-10-2023	BALRAJ SINGH	BALRAJ SINGH
SCALE	DRAWN BY	APPROVED BY
1:100	SAHIL GUPTA	VISHAL SHARMA

DRAWING TITLE
TYPICAL FLOOR PLAN
(3rd to 18th TO 21ST to 26TH)

TOWER-B

ARCHITECTS
Confluence
NEW DELHI - INDIA

DRAWING NO. S-23 | REVISION

REFUGE FLOOR PLAN (19th & 20th FLOOR)

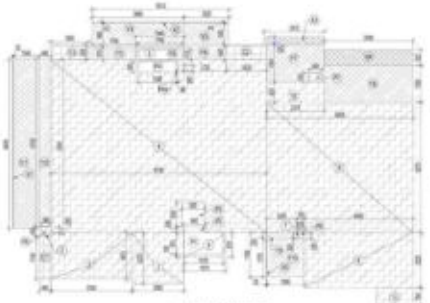

AREA DIAGRAM UNIT-1

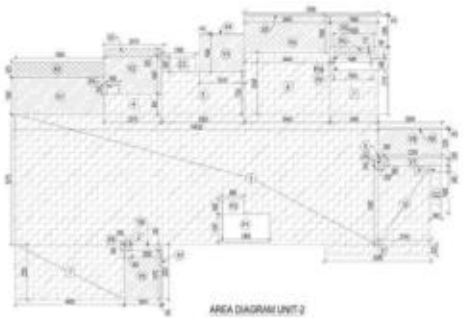

AREA DIAGRAM UNIT-2

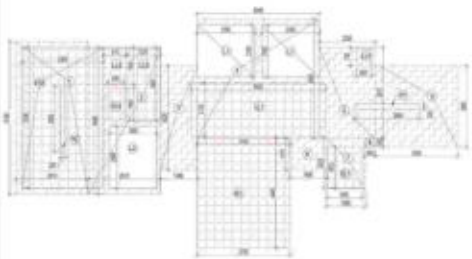

19TH & 19TH FLOOR CIRCULATION AREA DIAGRAM

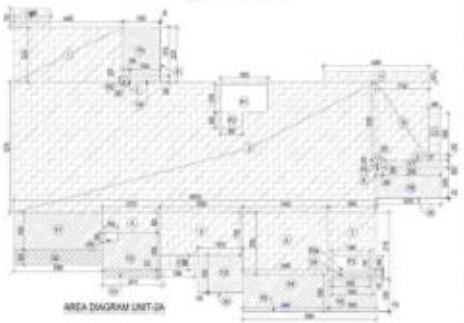

AREA DIAGRAM UNIT-2A

F.A.R. COVERED AREA CALCULATION FOR UNIT - 1

S.NO.	PARTICULARS							AREA (SQMT.)
COVERED AREA								
1	1.000	X	2.970			=		2.970
2	2.400	X	1.970			=		4.728
3	2.400	X	3.900			=		9.360
4	4.700	X	1.000			=		4.700
5	1.900	X	2.970			=		5.643
6	1.975	X	3.970			=		7.840
7	1.000	X	0.200			=		0.200
8	4.900	X	2.300			=		11.270
9	2.900	X	0.200			=		0.580
10	2.075	X	0.900			=		1.868
11	0.750	X	1.900			=		1.425
TOTAL AREA (A)							=	115.403
BALCONY 1A AREA								
J1	1.100	X	0.900			=		0.990
J2	3.015	X	0.300			=		0.905
J3	2.415	X	0.300			=		0.725
J4	1.150	X	0.300			=		0.345
J5	2.025	X	1.750			=		3.544
TOTAL BALCONY AREA							=	1.324
TOTAL BALCONY 1A AREA (B)							=	8.602
SUBTRACTION AREA								
S1	1.000	X	0.875			=		0.875
S2	0.900	X	2.300			=		2.070
S3	2.600	X	0.950			=		2.470
S4	1.750	X	0.300			=		0.525
S5	1.750	X	0.300			=		0.525
S6	2.000	X	0.300			=		0.600
S7	1.750	X	0.300			=		0.525
S8	1.750	X	0.300			=		0.525
TOTAL SUBTRACTION AREA a (C)							=	7.515
TOTAL UNIT 1 F.A.R. AREA (Da=A+B-C)							=	115.347
NON F.A.R. AREA OF BALCONY								
N1	0.900	X	1.900			=		1.710
N2	2.750	X	0.900			=		2.475
N3	1.750	X	0.900			=		1.575
N4	0.900	X	0.900			=		0.810
N5	1.900	X	0.900			=		1.710
N6	1.725	X	0.900			=		1.553
N7	2.275	X	0.900			=		2.048
N8	0.900	X	0.900			=		0.810
N9	1.750	X	0.900			=		1.575
N10	1.900	X	0.900			=		1.710
TOTAL AREA							=	21.555
SUBTRACTION AREA								
N1	0.900	X	0.900			=		0.810
TOTAL NON F.A.R. AREA							=	20.745
BALCONY 1A AREA = (1.324 X 0.5)							=	0.662
TOTAL BALCONY NON F.A.R. AREA = (E)							=	21.407
15% SERVICES AREA OF UNIT								
D1	3.600	X	1.700			=		6.120
D2	1.600	X	0.900			=		1.440
TOTAL 15% SERVICES AREA OF UNIT (F)							=	7.560
COVERAGE AREA OF UNIT = (G) X G								
1	TOTAL UNIT F.A.R. AREA (G)						=	115.347
2	NON FAR AREA OF UNIT (E)						=	21.407
3	15% SERVICES AREA OF UNIT (F)						=	7.560
TOTAL UNIT 1 COVERAGE AREA							=	148.247

F.A.R. COVERED AREA CALCULATION FOR UNIT 2

S.NO.	PARTICULARS							AREA (SQMT.)
COVERED AREA								
1	4.400	X	2.225			=		9.790
2	3.000	X	1.900			=		5.700
3	14.000	X	5.500			=		77.000
4	1.000	X	0.200			=		0.200
5	1.775	X	1.750			=		3.106
6	3.000	X	2.500			=		7.500
7	1.500	X	1.175			=		1.763
8	2.275	X	1.500			=		3.413
9	3.400	X	1.200			=		4.080
10	2.100	X	1.500			=		3.150
TOTAL AREA a=(A)							=	117.693
BALCONY 1A AREA								
J1	0.725	X	1.225			=		0.888
J2	2.175	X	0.525			=		1.142
J3	2.475	X	0.525			=		1.299
J4	1.575	X	0.525			=		0.827
J5	0.750	X	0.525			=		0.394
J6	2.100	X	0.525			=		1.103
TOTAL BALCONY AREA							=	1.324
TOTAL BALCONY 1A AREA (B)							=	8.432
SUBTRACTION AREA								
S1	1.000	X	1.740			=		2.172
S2	0.600	X	0.600			=		0.720
S3	1.100	X	0.491			=		0.540
S4	1.400	X	0.142			=		0.197
S5	1.125	X	0.111			=		0.125
S6	2.250	X	0.250	X	2.0	=		0.281
TOTAL SUBTRACTION AREA a (C)							=	3.836
TOTAL UNIT 2 F.A.R. AREA (Db=A+B-C)							=	118.289
NON F.A.R. AREA OF BALCONY								
N1	1.750	X	1.750			=		3.063
N2	2.775	X	1.750			=		4.856
N3	1.575	X	1.750			=		2.756
N4	2.475	X	1.750			=		4.331
N5	1.400	X	1.750			=		2.450
N6	1.750	X	1.750			=		3.063
N7	1.540	X	1.750			=		2.695
N8	2.425	X	1.750			=		4.244
N9	1.125	X	1.750			=		1.969
N10	2.275	X	1.750			=		3.981
TOTAL AREA							=	31.411
SUBTRACTION AREA								
N1	2.250	X	1.750			=		3.938
TOTAL NON F.A.R. AREA							=	27.473
BALCONY 1A AREA = (1.324 X 0.5)							=	0.662
TOTAL BALCONY NON F.A.R. AREA = (E)							=	28.135
15% SERVICES AREA OF UNIT								
C1	7.200	X	0.600			=		4.320
C2	2.400	X	1.900			=		4.560
TOTAL 15% SERVICES AREA OF UNIT (F)							=	8.880
COVERAGE AREA FOR UNIT = G+E+F =								
1	TOTAL UNIT F.A.R. AREA (G)						=	118.289
2	NON FAR AREA OF UNIT (E)						=	28.135
3	15% SERVICES AREA OF UNIT (F)						=	8.880
TOTAL UNIT 2 COVERAGE AREA							=	155.304

F.A.R. COVERED AREA CALCULATION FOR UNIT 2A

S.NO.	PARTICULARS							AREA (SQMT.)
COVERED AREA								
1	4.400	X	2.225			=		9.790
2	3.000	X	1.900			=		5.700
3	14.000	X	5.500			=		77.000
4	1.000	X	0.200			=		0.200
5	1.775	X	1.750			=		3.106
6	3.000	X	2.500			=		7.500
7	1.500	X	1.175			=		1.763
8	2.275	X	1.500			=		3.413
9	3.400	X	1.200			=		4.080
10	2.100	X	1.500			=		3.150
TOTAL AREA a=(A)							=	115.693
BALCONY 1A AREA								
J1	0.725	X	1.225			=		0.888
J2	2.175	X	0.525			=		1.142
J3	2.475	X	0.525			=		1.299
J4	1.575	X	0.525			=		0.827
J5	0.750	X	0.525			=		0.394
J6	2.100	X	0.525			=		1.103
TOTAL BALCONY AREA							=	1.324
TOTAL BALCONY 1A AREA (B)							=	8.632
SUBTRACTION AREA								
S1	1.000	X	1.740			=		2.172
S2	0.600	X	0.600			=		0.720
S3	1.100	X	0.491			=		0.540
S4	1.400	X	0.142			=		0.197
S5	1.125	X	0.111			=		0.125
S6	2.250	X	0.250	X	2.0	=		0.281
TOTAL SUBTRACTION AREA a (C)							=	3.836
TOTAL UNIT 2A F.A.R. AREA (Dc=A+B-C)							=	118.489
NON F.A.R. AREA OF BALCONY								
N1	1.750	X	1.750			=		3.063
N2	2.775	X	1.750			=		4.856
N3	1.575	X	1.750			=		2.756
N4	2.475	X	1.750			=		4.331
N5	1.400	X	1.750			=		2.450
N6	1.750	X	1.750			=		3.063
N7	1.540	X	1.750			=		2.695
N8	2.425	X	1.750			=		4.244
N9	1.125	X	1.750			=		1.969
N10	2.275	X	1.750			=		3.981
TOTAL AREA							=	31.711
SUBTRACTION AREA								
N1	2.250	X	1.750			=		3.938
TOTAL NON F.A.R. AREA							=	27.773
BALCONY 1A AREA = (1.324 X 0.5)							=	0.662
TOTAL BALCONY NON F.A.R. AREA = (E)							=	28.435
15% SERVICES AREA OF UNIT								
C1	7.200	X	0.600			=		4.320
C2	2.400	X	1.900			=		4.560
TOTAL 15% SERVICES AREA OF UNIT (F)							=	8.880
COVERAGE AREA OF UNIT = G+E+F =								
1	TOTAL UNIT F.A.R. AREA (G)						=	118.489
2	NON FAR AREA OF UNIT (E)						=	28.435
3	15% SERVICES AREA OF UNIT (F)						=	8.880
TOTAL UNIT 2A COVERAGE AREA							=	155.804

TOTAL NON F.A.R. AREA AT REFUGE FLOOR PLAN

BALCONY AREA						
UNIT 1	11.34	X	1	=		11.340
UNIT 2	20.5	X	1	=		20.500
UNIT 2A	20.5	X	1	=		20.500
TOTAL NON FAR AREA AT TWINGLE FLOOR				=		110.152

TOTAL & AVG FLOOR AREA SUMMARY

S.NO.	NO. OF UNITS		SINGLE UNIT AREA		TOTAL UNITS AREA (SQMT.)
F.A.R AREA OF UNIT - 1	1	X	115.347	=	115.347
F.A.R AREA OF UNIT - 2	1	X	118.289	=	118.289
F.A.R AREA OF UNIT - 2a	1	X	118.489	=	118.489
F.A.R AREA OF CIRCULATION	1	X	30.176	=	30.176
TOTAL F.A.R AREA AT SINGLE FLOOR = (A)				=	382.302

TYPICAL FLOOR TOTAL FAR	=	764.605
TYPICAL FLOOR TOTAL NON FAR	=	110.152
TYPICAL FLOOR TOTAL SERVICE FAR	=	47.835
TOTAL TYPICAL FLOOR FAR AREA	=	862.605

REFUGE AREA CALCULATION
(BUILDING FLOOR PLATE X 2 FLOOR X 0.3) /12.5 = .900 SQ.MT.
FOR SPEC. ABLED)

(952.070X 2 X 0.3) /12.5 = .900 = 32.679 SQ. MT.
=32.679/2 = 16.340 SQ.MT. PER FLOOR

F.A.R. COVERED AREA CALCULATION FOR CIRCULATION AREA

S.NO.	PARTICULARS							AREA (SQMT.)
1	2.910	X	3.100			=		17.000
2	2.910	X	3.040			=		17.205
3	1.400	X	4.200			=		4.032
4	4.300	X	3.400			=		20.707
5	1.200	X	1.400			=		1.680
6	1.200	X	3.475			=		4.200
7	1.400	X	1.275			=		1.785
8	1.300	X	2.225			=		2.750
9	3.400	X	1.200			=		4.140
10	1.200	X	1.200			=		1.440
TOTAL AREA (A)							=	99.939
AREA SUBTRACTION								
FS1	2.300	X	2.700			=		16.013
FS2	2.300	X	1.200			=		2.940
L1	3.400	X	2.125			=		15.004
L2	2.975	X	1.700			=		1.190
L3	1.275	X	1.700			=		4.335
L4	2.550	X	2.125	X	2	=		5.813
L5	1.900	X	2.550			=		4.705
L6	1.400	X	2.975			=		2.339
K1	2.900	X	0.200			=		0.580
L7	0.775	X	0.900			=		0.465
TOTAL (B)							=	54.931
TOTAL F.A.R AREA CORRIDOR C=(A-B)							=	39.008

CORRIDOR AREA CALCULATION TOWARDS 15% SERVICES AREA

S.NO.	PARTICULARS							AREA (SQMT.)
FIRE TOWER AREA								
FS1	2.300	X	2.700			=		16.013
AREA SUBTRACTION								
S1	2.200	X	2.600			=		5.720
FIRE ESCAPE AREA								15.293
LIFT LOBBY								
L1	3.400	X	2.125			=		15.013
L2	2.910	X	1.200			=		3.492
L3	1.275	X	2.900			=		4.050
FAC DRIFT								
FS1	2.300	X	1.200			=		2.940
ELECTRICAL & LV DRIFT								
EL1	1.400	X	1.225			=		2.205
LV1	1.400	X	0.900			=		0.630
REFUGE AREA								
R1	2.740	X	4.440			=		15.023
TOTAL CORRIDOR AREA 15% SERVICES AREA (A)							=	15.023
UNIT AREA CALCULATION 15% SERVICES F.A.R AREA AT 19TH & 20TH								
CUBICLES								
UNIT 1 Service F.A.R	2.300	X	2	X	2	=		9.200
UNIT 2 Service F.A.R	1.400	X	1	X	1	=		1.400
UNIT 2A Service F.A.R	1.400	X	1	X	1	=		1.400
TOTAL UNIT AREA CALCULATION 15% SERVICES F.A.R (B)							=	9.200
TOTAL 15% SERVICES F.A.R AREA = C+A+B							=	54.931
UNIT AREA CALCULATION 15% SERVICES F.A.R AREA AT 20TH FLOOR								
CUBICLES								
UNIT 1 Service F.A.R	2.300	X	2	X	2	=		9.200
UNIT 2 Service F.A.R	1.400	X	1	X	1	=		1.400
UNIT 2A Service F.A.R	1.400	X	1	X	1	=		1.400
TOTAL UNIT AREA CALCULATION 15% SERVICES F.A.R (B)							=	9.200
TOTAL 15% SERVICES F.A.R AREA = C+A+B							=	54.931

LEENU SAHGAL
Digitally signed by LEENU SAHGAL
Date: 2023.12.13 13:48:34 +05'30'

Sudheer Kumar
Digitally signed by Sudheer Kumar
DN: cn=Sudheer Kumar, o=N, o=Personal Reason: I am the author of the document
Location:
Date: 2023.11.30 17:42:+05.30

DOOR - WINDOW SCHEDULE

SR. NO.	CODE	DESCRIPTION	SIZE	SILL	LINTEL
01	D1	VENEERED POLISHED FLUSH DOOR	1200 X 2400	00	2400
02	D2	LAMINATED FLUSH DOOR	1000 X 2250	00	2250
03	D3	LAMINATED FLUSH DOOR	800 X 2250	00	2250
04	SW1	FIXED GLAZING WITH OPENING (KITCHEN)	1400 X 2250	00	2250
05	SD1	SLIDING GLASS DOOR	3200X 2250	00	2250
06	SD2	SLIDING GLASS DOOR	1800 X 2250	00	2250
07	TW1	TOILET WINDOW	750 X 1050	900	2250
08	W1	BEDROOM WINDOW	600 X 1350	900	2250
09	FD1	F.H.C STAIR DOOR (FIRE DOOR)	1250X 2350	100	2400
10	W2	WINDOW	1150 X 900	AS DETAIL	
20	GD1	GLAZING DOOR	200 X 2400	00	2400
21	GL1	GLAZING		AS DETAIL	
22	GL2	GLAZING		AS DETAIL	
23	GL3	GLAZING		AS DETAIL	

LEGENDS :-

- F.A.R. AREA
- COUNTED IN 15 % F.A.R AREA
- COUNTED IN 1/4 F.A.R AREA
- NON F.A.R AREA

Lal Singh

AMIT VARMA
Digitally signed by AMIT VARMA
Date: 2023.11.28 13:52:27 +05'30'

PRAMOD BAHL
Digitally signed by PRAMOD BAHL
Date: 2023.11.24 16:48:00 +05'30'

VISHAL SHARMA
Digitally signed by VISHAL SHARMA
Date: 2023.11.24 11:42:37 +05'30'

NOTE:-
FLOOR NO:- 13TH FLOOR OMITTED FROM FLOOR COUNTING

OWNER SIGN | ARCHITECT SIGN

OWNER
M/S GOLF GREEN MANSIONS (P) LTD.

SUBMISSION DRAWING

KEYPLAN

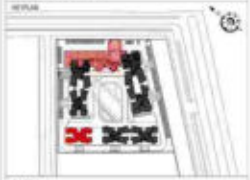

PROJECT
PROPOSED GROUP HOUSING FOR M/S GOLF GREEN MANSIONS (P) LTD. AT PLOT NO. :- GH-3A,SECTOR -10 GREATER NOIDA,(U.P.)

DATE	PROJECT INCH	CHECKED BY
09-10-2023	BALRAJ SINGH	BALRAJ SINGH
SCALE	DRAWN BY	APPROVED BY
1:100	SAHIL GUPTA	VISHAL SHARMA

DRAWING TITLE
19TH To 20th FLOOR PLAN (REFUGE TERRACE)

TOWER-B

ARCHITECTS
Confluence
NEW DELHI - INDIA

DRAWING NO. S-24 | REVISION

27TH FLOOR PLAN

F.A.R. COVERED AREA CALCULATION FOR UNIT - 3					
S.NO	PARTICULARS				AREA (SQMT)
COVERED AREA					
1	2.680	X	2.775	=	4.316
2	2.600	X	1.875	=	4.875
3	3.460	X	2.460	=	8.512
4	4.730	X	1.500	=	7.095
5	1.500	X	3.500	=	5.250
6	1.875	X	3.875	=	7.266
7	2.600	X	3.300	=	8.580
8	1.500	X	1.500	=	2.250
9	4.400	X	1.500	=	6.600
10	2.600	X	3.275	=	8.515
11	2.600	X	1.500	=	3.900
12	1.400	X	0.550	=	0.770
TOTAL AREA a= (A)				=	120.026
BALCONY 15% AREA					
X1	2.600	X	0.500	=	1.300
X2	2.600	X	0.500	=	1.300
X3	2.600	X	0.500	=	1.300
X4	2.600	X	0.500	=	1.300
TOTAL BALCONY AREA				=	5.200
TOTAL BALCONY 15% AREA (B)				=	0.780
SUBTRACTION AREA					
X1	1.575	X	0.875	=	1.378
X2	0.800	X	0.300	=	0.240
X3	1.500	X	1.500	=	2.250
X4	1.500	X	0.300	=	0.450
X4a	0.300	X	0.300	=	0.090
X5	0.300	X	0.300	=	0.090
X6	0.300	X	0.300	=	0.090
X7	0.300	X	0.300	=	0.090
X8	0.300	X	0.300	=	0.090
TOTAL SUBTRACTION AREA = (C)				=	5.068
TOTAL UNIT 3 F.A.R AREA (Da= A+B-C)				=	115.158
NON F.A.R AREA OF BALCONY					
X1	0.600	X	1.500	=	0.900
X2	0.775	X	0.900	=	0.698
X3	1.775	X	0.900	=	1.598
X4	1.500	X	0.900	=	1.350
X5	1.500	X	0.900	=	1.350
X6	1.500	X	0.900	=	1.350
X7	1.500	X	0.900	=	1.350
X8	1.500	X	0.900	=	1.350
X9	1.500	X	0.900	=	1.350
X10	1.500	X	0.900	=	1.350
X11	2.514	X	1.900	=	4.777
X12	1.500	X	1.900	=	2.850
TOTAL AREA				=	20.277
SUBTRACTION AREA					
X1	0.500	X	0.300	=	0.150
TOTAL NON F.A.R AREA				=	20.127
BALCONY 15 AREA = (5.2/1.5*0.15)				=	0.521
TOTAL BALCONY NON F.A.R AREA = (D)				=	20.648
15% SERVICES AREA OF UNIT					
1	2.600	X	1.750	=	4.550
2	2.600	X	1.500	=	3.900
3	1.500	X	1.500	=	2.250
TOTAL 15% SERVICES AREA OF UNIT (F)				=	2.800
COVERAGE AREA OF UNIT =(A+B+F)					
1	TOTAL UNIT F.A.R AREA (A)			=	115.158
2	NON FAR AREA OF UNIT (E)			=	20.648
3	15% SERVICES AREA OF UNIT (F)			=	2.800
TOTAL UNIT-3 COVERAGE AREA				=	140.607

F.A.R. COVERED AREA CALCULATION FOR UNIT-4					
S.NO	PARTICULARS				AREA (SQMT)
COVERED AREA					
1	3.600	X	2.200	=	7.920
2	2.200	X	2.600	=	5.720
3	4.000	X	2.275	=	9.100
4	2.275	X	2.400	=	5.460
5	2.600	X	1.725	=	4.485
6	1.500	X	2.275	=	3.413
7	3.400	X	2.500	=	8.500
8	1.500	X	2.500	=	3.750
9	2.600	X	2.500	=	6.500
10	2.400	X	0.900	=	2.160
11	2.400	X	0.900	=	2.160
12	0.400	X	0.400	=	0.160
TOTAL AREA a= (A)				=	128.678
BALCONY 15 AREA					
X1	2.600	X	0.600	=	1.560
X2	2.600	X	0.600	=	1.560
X3	1.600	X	0.600	=	0.960
X4	0.600	X	0.600	=	0.360
X5	2.600	X	0.600	=	1.560
TOTAL BALCONY AREA				=	5.971
TOTAL BALCONY 15 AREA (B)				=	0.896
SUBTRACTION AREA					
X1	1.600	X	1.100	=	1.760
X2	1.600	X	0.900	=	1.440
X3	1.600	X	0.900	=	1.440
X4	1.600	X	0.900	=	1.440
X5	1.600	X	0.900	=	1.440
X6	1.600	X	0.900	=	1.440
X7	1.600	X	0.900	=	1.440
X8	1.600	X	0.900	=	1.440
X9	1.600	X	0.900	=	1.440
X10	1.600	X	0.900	=	1.440
X11	1.600	X	0.900	=	1.440
X12	1.600	X	0.900	=	1.440
X13	1.600	X	0.900	=	1.440
TOTAL SUBTRACTION AREA = (C)				=	17.760
TOTAL UNIT-4 F.A.R AREA (Da= A+B-C)				=	117.797
NON F.A.R AREA OF BALCONY					
X1	0.900	X	0.900	=	0.810
X2	2.600	X	0.900	=	2.340
X3	1.600	X	0.900	=	1.440
X4	2.600	X	0.900	=	2.340
X5	1.600	X	0.900	=	1.440
X6	2.600	X	0.900	=	2.340
X7	1.600	X	0.900	=	1.440

TERRACE PLAN

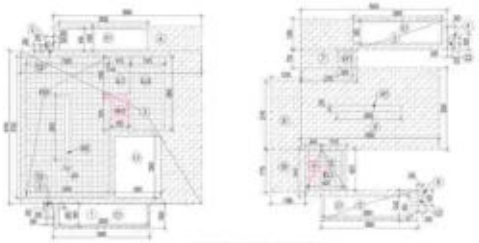

TERRACE FLOOR AREA DIAGRAM

DOOR - WINDOW SCHEDULE

SR. NO.	CODE	DESCRIPTION	SIZE	SILL	LINTEL
01	D1	VENEERED POLISHED FLUSH DOOR	1200 X 2400	00	2400
02	D2	LAMINATED FLUSH DOOR	1000 X 2250	00	2250
03	D3	LAMINATED FLUSH DOOR	800 X 2250	00	2250
04	DW1	FIXED GLAZING WITH OPENING (KITCHEN)	1400 X 2250	00	2250
05	SD1	SLIDING GLASS DOOR	3250X 2250	00	2250
06	SD2	SLIDING GLASS DOOR	1650 X 2250	00	2250
07	TW1	TOILET WINDOW	750 X 1050	900	2250
08	W1	BEDROOM WINDOW	600 X 1350	900	2250
09	FD1	F.H.C STAIR DOOR (FIRE DOOR)	1250X 2300	100	2400
10	W2	WINDOW	1100 X 900	AS/DETAIL	
20	GD1	GLAZING DOOR	200 X 2400	00	2400
21	GL1	GLAZING		AS/DETAIL	
22	GL2	GLAZING		AS/DETAIL	
23	GL3	GLAZING		AS/DETAIL	

F.A.R. COVERED AREA CALCULATION FOR CIRCULATION AREA								
S.NO.	PARTICULARS							AREA (SQMT.)
1	2.250	X	2.800				=	6.300
2	5.425	X	2.800	X	2		=	30.380
3	7.375	X	6.100				=	45.013
4	2.300	X	1.300				=	2.990
5	2.500	X	1.300				=	3.247
6	4.500	X	3.500	X	2		=	31.500
7	2.250	X	2.750				=	6.188
8	1.225	X	2.750				=	3.369
9	2.750	X	2.250				=	6.188
10	1.250	X	1.775				=	2.219
11	2.444	X	1.000				=	2.444
12	1.775	X	1.000				=	1.775
13	1.250	X	1.000				=	1.250
TOTAL AREA (A)							=	96.467
AREA SUBTRACTION								
FW1	1.200	X	0.750				=	0.900
FW2	1.300	X	0.600				=	0.780
LF1	0.675	X	2.900				=	1.958
LF2	1.275	X	2.900				=	3.698
F1	3.500	X	0.900	X	4		=	12.600
S1	3.425	X	3.225	X	2		=	22.080
S2	3.425	X	3.225	X	2		=	22.080
L1	1.500	X	2.900				=	4.350
R1	1.140	X	1.910				=	2.177
L2	0.775	X	0.900				=	0.698
P1	2.600	X	0.200				=	0.520
TOTAL (B)							=	99.801
TOTAL F.A.R AREA (COVERED) (A - B)							=	96.665

CORRIDOR AREA CALCULATION TOWARDS 15 % SERVICED AREA								
S.NO.	PARTICULARS							AREA (SQMT.)
FIRE TOWER AREA								
F19	3.500	X	5.700				=	19.950
AREA SUBTRACTION								
H2	0.200	X	2.600				=	0.520
FIRE STAIRCASE AREA							=	19.430
LIFT LOBBY								
L11	0.915	X	1.800				=	1.647
L12	1.225	X	2.800				=	4.900
FHC WAIT								
FW	0.650	X	1.500				=	0.975
ELECTRICAL & UTILITY								
E11	1.400	X	1.075				=	1.505
U1	0.750	X	1.000				=	0.750
TOTAL CORRIDOR AREA 15% SERVICED AREA (A.)							=	27.142

TERRACE FLOOR FAR AREA SUMMARY					
S.NO.	NO. OF UNITS		SINGLE UNIT AREA		TOTAL UNITS AREA (SQMT.)
F.A.R AREA ON OR CIRCULATION	1	X	96.665	=	96.665
TOTAL F.A.R AREA AT SINGLE FLOOR = (A.)				=	96.665

LEENU SAHGAL Digitally signed by LEENU SAHGAL Date: 2023.12.13 13:49:24 +05'30'

Sudheer Kumar

Lal Singh

AMIT VARMA Digitally signed by AMIT VARMA Date: 2023.11.28 14:06:26 +05'30'

PRAMOD BAHL Digitally signed by PRAMOD BAHL

VISHAL SHARMA Digitally signed by VISHAL SHARMA

NOTE:-
FLOOR NO:- 13TH FLOOR OMITTED FROM FLOOR COUNTING

OWNER SIGN | ARCHITECT SIGN



OVERHEAD TANK AREA DIAGRAM

AREA CALCULATION TOWARDS 15 % SERVICED AREA AT OVER HEAD TANK								
S.NO.	PARTICULARS							AREA (SQMT.)
OVER HEAD TANK & MACHINE ROOM								
1	7.750	X	6.100				=	29.388
2	1.850	X	3.250				=	12.025
TOTAL OVER HEAD TANK & MACHINE ROOM							=	36.600

LEGENDS :-

- F.A.R AREA
- COUNTED IN 15 % F.A.R AREA
- COUNTED IN 1/4 F.A.R AREA
- NON F.A.R AREA

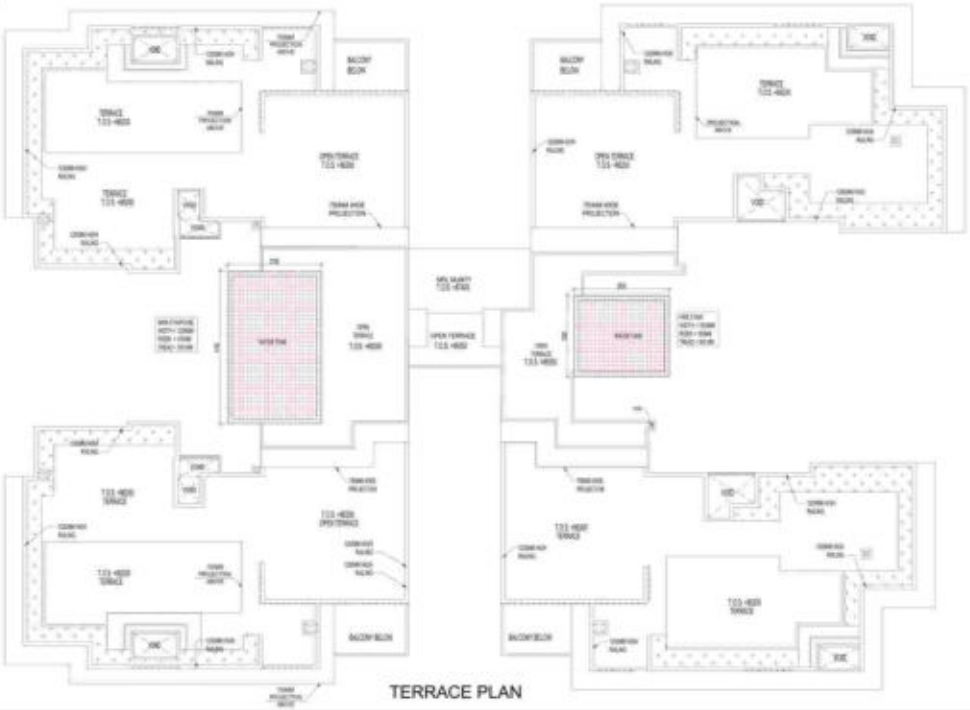

TERRACE PLAN

OWNER: M/S GOLF GREEN MANSIONS (P) LTD.

SUBMISSION DRAWING

KEY PLAN



PROJECT

PROPOSED GROUP HOUSING FOR M/S GOLF GREEN MANSIONS (P) LTD. AT PLOT NO:- GH-3A,SECTOR -10 GREATER NOIDA,(U.P.)

DATE	PROJECT INCH	CHECKED BY
09-10-2023	BALRAJ SINGH	BALRAJ SINGH
SCALE	DEALT BY	APPROVED BY
1:100	SAHIL GUPTA	VISHAL SHARMA

DRAWING TITLE

TERRACE PLAN & OVERHEAD PLAN AREA DIAGRAM

TOWER-B

ARCHITECTS

Confluence
NEW DELHI - INDIA

DRAWING NO. S-26 | REVISION

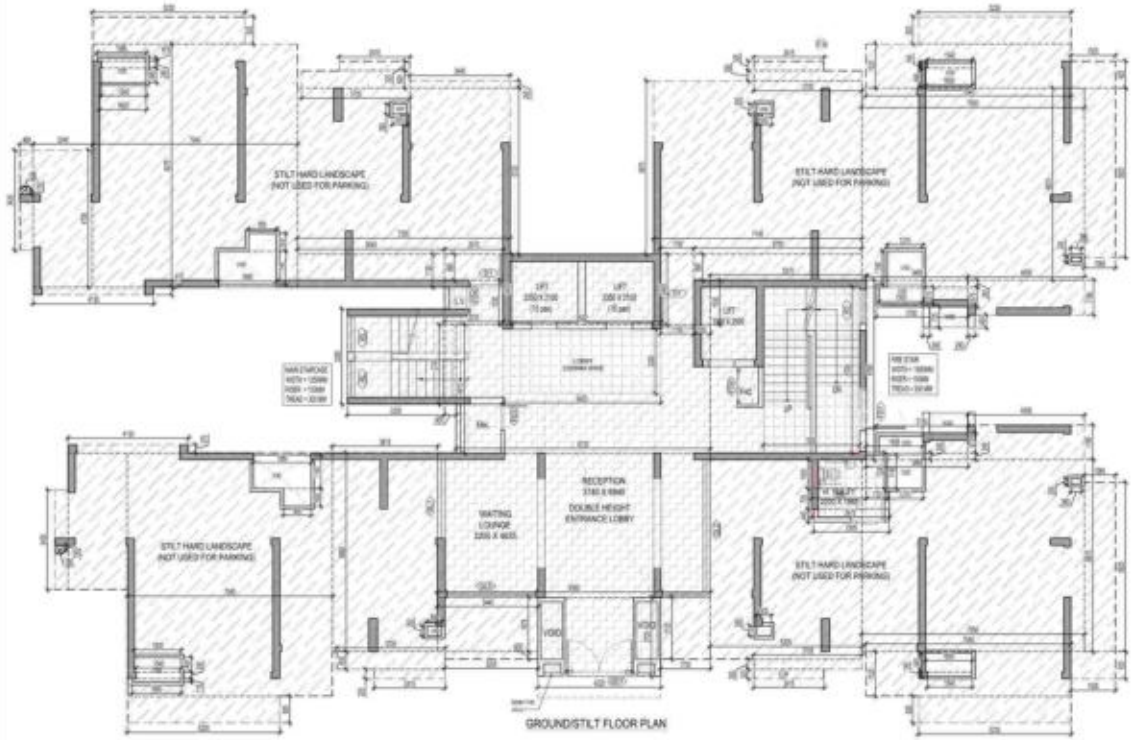

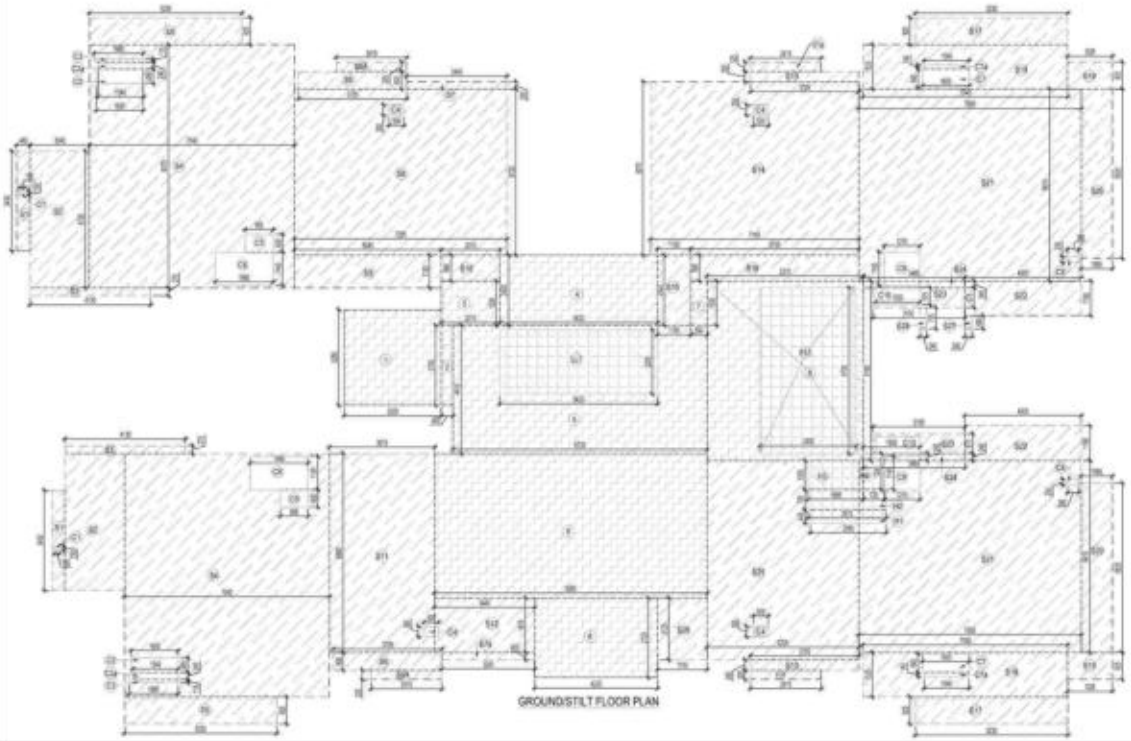

TOTAL GROUND COVERAGE AREA (F.A.R AREA + NON F.A.R AREA + 15% SERVICES AREA)		
PARTICULARS		AREA (SQMT)
F.A.R AREA OF GROUND FLOOR	=	128.069
15% SERVICES AREA GROUND FLOOR	=	38.350
STILT NON F.A.R AREA OF GROUND FLOOR	=	475.499
TOTAL GROUND COVERAGE AREA	=	640.117

TOTAL F.A.R. AREA AT GROUND FLOOR PLAN					
S.NO	PARTICULARS				AREA (SQMT)
F.A.R AREA OF CIRCULATION	1	X	128.069	=	128.069
TOTAL F.A.R AREA				=	128.069

F.A.R. COVERED AREA CALCULATION FOR CIRCULATION AREA AT GROUND FLOOR LOBBY							
S.NO.							AREA (SQMT)
1	3.350	X	3.350			=	10.922
2	0.400	X	2.740			=	1.096
3	2.014	X	1.100			=	2.215
4	3.420	X	2.420			=	13.119
5	0.750	X	4.400			=	3.450
6	5.360	X	4.925			=	46.595
7	0.850	X	1.530			=	0.867
8	5.375	X	6.160			=	33.107
9	4.225	X	2.725			=	11.515
TOTAL AREA (A)						=	156.883
AREA SUBTRACTION							
LL1	5.420	X	2.050			=	11.524
FS1	3.350	X	5.725			=	18.913
TOTAL (B)						=	30.734
TOTAL F.A.R AREA =C+(A-B)=						=	128.069

AREA CALCULATION TOWARDS 15% SERVICES AREA AT GROUND FLOOR LOBBY							
S.NO.	PARTICULARS						AREA (SQMT)
FIRE TOWER AREA							
FS1	3.350	X	5.725			=	18.913
LIFT LOBBY							
LL1	5.420	X	2.050			=	11.524
HANDICAP TOILET							
H1	2.945	X	0.840			=	1.106
H2	2.475	X	0.710			=	1.756
H3	1.860	X	0.890			=	1.655
H4	2.725	X	1.220			=	3.325
TOTAL CALCULATION TOWARDS 15% SERVICES AREA						=	38.350

NON F.A.R. AREA STILT AT GROUND FLOOR (HARD LANDSCAPE)							
S.NO.	PARTICULARS						AREA (SQMT)
S1	0.450	X	3.450	X	2	=	3.105
S2	2.340	X	4.700	X	2	=	15.156
S3	4.130	X	0.275	X	2	=	2.270
S4	7.940	X	8.375	X	2	=	117.920
S5	3.250	X	0.525	X	2	=	3.675
S6	3.705	X	0.600	X	2	=	4.446
S6A	2.415	X	0.325	X	2	=	1.571
S7	3.445	X	0.250	X	1	=	0.861
S7a	3.200	X	0.250	X	1	=	0.800
S8	7.250	X	5.725			=	41.727
S9	5.340	X	1.130			=	6.034
S10	2.012	X	0.840			=	1.689
S11	3.913	X	6.850			=	26.792
S12	3.440	X	1.875			=	6.450
S13	3.705	X	0.350	X	2	=	2.594
S13A	2.415	X	0.325	X	3	=	1.570
S14	7.140	X	5.875	X	1	=	42.008
S15	1.100	X	2.425			=	2.668
S16	5.700	X	0.850			=	5.122
S17	3.230	X	0.825	X	3	=	8.675
S18	7.940	X	1.525	X	2	=	21.472
S19	1.525	X	0.925	X	3	=	2.821
S20	1.925	X	0.925	X	3	=	12.407
S21	7.600	X	0.810	X	2	=	191.133
S22	4.300	X	1.100	X	2	=	9.460
S23	3.150	X	0.675	X	2	=	4.253
S24	3.450	X	0.240	X	3	=	1.863
S25	5.200	X	0.850			=	35.700
S26	1.700	X	2.125			=	3.612
S27	0.340	X	2.450			=	0.108
S28	0.240	X	3.725			=	6.174
TOTAL HARD LANDSCAPE STILT AREA						=	467.562
SUBTRACTION							
S.NO.	PARTICULARS						AREA (SQ.M)
C1	0.150	X	0.150	X	2	=	0.045
C2	1.600	X	0.495	X	2	=	1.584
C2a	1.340	X	0.240	X	2	=	0.739
C3	1.985	X	0.115	X	2	=	0.456
C4	0.950	X	0.350	X	4	=	0.700
C5	0.950	X	0.600	X	2	=	1.140
C6	1.985	X	1.140	X	2	=	4.514
C7	1.600	X	0.840	X	2	=	2.688
C7a	1.340	X	0.140	X	2	=	0.431
C8	0.365	X	0.200	X	2	=	0.146
C9	1.215	X	1.140	X	2	=	2.770
C10	1.500	X	0.575	X	2	=	1.725
H1	2.595	X	0.445			=	1.155
H2	2.675	X	0.700			=	1.873
H3	1.860	X	1.005			=	1.869
H4	0.720	X	1.245			=	0.896
TOTAL AREA E						=	22.044

HARD LANDSCAPE AREA (F+D-E)	=	475.499

TOWER-C						
FLOORS	GROUND COVERAGE	F.A.R. AREA	15 % SERVICES AREA	NON F.A.R. AREA		HARD LAND. STILT NON F.A.R. AREA
GROUND FLOOR	640.117	128.069	38.350			475.499
1ST FLOOR		403.461	52.135	75.620		
2ND FLOOR		436.775	46.485	110.624		
3RD FLOOR		436.775	46.485	110.624		
4TH FLOOR		436.775	46.485	110.624		
5TH FLOOR		436.775	46.485	110.624		
6TH FLOOR		436.775	46.485	110.624		
7TH FLOOR		436.775	46.485	110.624		
8TH FLOOR		436.775	46.485	110.624		
9TH FLOOR		436.775	46.485	110.624		
10TH FLOOR		436.775	46.485	110.624		
11TH FLOOR		436.775	46.485	110.624		
12TH FLOOR		436.775	46.485	110.624		
14TH FLOOR		436.775	46.485	110.624		
15th FLOOR		436.775	46.485	110.624		
16th FLOOR		436.775	46.485	110.624		
17th FLOOR		436.775	46.485	110.624		
18th FLOOR		436.775	46.485	110.624		
19th FLOOR (Refuge)		437.986	50.428	110.624		
20th FLOOR (Refuge)		437.986	50.428	110.624		
21st FLOOR		436.775	46.485	110.624		
22nd FLOOR		436.775	46.485	110.624		
23rd FLOOR		436.775	46.485	110.624		
24th FLOOR		436.775	46.485	110.624		
25th FLOOR		436.775	46.485	110.624		
26th FLOOR		436.775	46.485	110.624		
27th FLOOR		436.775	46.485	110.624		
28th FLOOR		436.775	46.485	110.624		
29th FLOOR (MEPSHIFT FLOOR)		437.986	50.428	110.624		
TERRACE FLOOR			26.160	34.134		
M.ROOM & OHT LVL				51.134		
TOTAL	640.117	12067.826	1390.775	3071.501		475.499

Sudheer Kumar

Lal Singh

AMIT VARMA
Digitally signed by AMIT VARMA
Date: 2023.11.28 14:34:52 +05'30'

PRAMOD BAHL
Digitally signed by PRAMOD BAHL
Date: 2023.11.24 17:20:12 +05'30'

VISHAL SHARMA
Digitally signed by VISHAL SHARMA
Date: 2023.11.24 17:34:19 +05'30'

LEENU SAHGAL
Digitally signed by LEENU SAHGAL
Date: 2023.12.13 13:50:36 +05'30'

NOTE:-
FLOOR NO:- 13TH FLOOR OMITTED FROM FLOOR COUNTING

DOOR - WINDOW SCHEDULE					
SR. NO.	CODE	DESCRIPTION	SIZE	SILL	LINTEL
01	D1	WINGERO POLISHED FLUSH DOOR	1200 X 2400	00	2400
02	D2	LAMINATED FLUSH DOOR	1000 X 2200	00	2200
03	D3	LAMINATED FLUSH DOOR	900 X 2200	00	2200
04	D4/1	FIXED GLAZING WITH OPENING KITCHEN	1400 X 2200	00	2200
05	SD1	SLIDING GLASS DOOR	2700X2200	00	2200
06	SD2	SLIDING GLASS DOOR	1800 X 2200	00	2200
07	TW1	TOILET WINDOW	700 X 1000	900	2200
08	W1	BEDROOM WINDOW	900 X 1500	900	2200
09	FD1	FIRE DOOR	1000 X 2400	00	2400
10	FD2	F.H.C DOOR (FIRE DOOR)	1200 X 2400	100	2400
11	FD3	ELECTRICAL SHAFT DOOR (FIRE DOOR)	900 X 2200	100	2400
12	FD4	L.V. SHAFT DOOR (FIRE DOOR)	700 X 2200	100	2400
13	GD1	GLAZING DOOR	900 X 2400	00	2400
14	GL1	GLAZING	ACCIDENTAL		
15	GL2	GLAZING	ACCIDENTAL		
16	GL3	GLAZING	ACCIDENTAL		
17	W2	WINDOW	1200 X 1500	ACCIDENTAL	

- F.A.R AREA
- 15 % SERVICES AREA
- NON F.A.R AREA
- COUNTED IN 1/4 F.A.R AREA
- NON F.A.R AREA STILT
- AREA FOR ARCHITECTURAL ELEMENTS
- AREA FOR GROUND COVERAGE USE ONLY

OWNER SIGN | ARCHITECT SIGN

OWNER
M/S GOLF GREEN MANSIONS (P) LTD.

SUBMISSION DRAWING

KEYPLAN

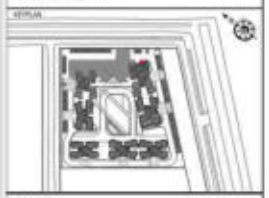

PROJECT
PROPOSED GROUP HOUSING FOR M/S GOLF GREEN MANSIONS (P) LTD. AT PLOT NO: - GH-3A,SECTOR -10 GREATER NOIDA,(U.P.)

DATE	PROJECT INCH.	CHECKED BY
24 - 08 -2023	BALRAJ SINGH	BALRAJ SINGH
SCALE	DRAWN BY	APPROVED BY
1:100	SAHIL GUPTA	VISHAL SHARMA

DRAWING TITLE
GROUND FLOOR PLAN AND AREA DIAGRAM

TOWER - C

ARCHITECTS
Confluence
NEW DELHI , INDIA

DRAWING NO. S-30 | REVISION

1st FLOOR PLAN

LEENU SAHGAL Digitally signed by LEENU SAHGAL Date: 2023.12.13 13:50:58 +05'30'

Sudheer Kumar Digitally signed by Sudheer Kumar (info on Sudheer Kumar (info on Personal Reason. I am the author of this document Location: Date: 2023.11.30 17:44:00:30

Lal Singh Digitally signed by Lal Singh (info on Lal Singh (info on Personal Reason. I am the author of this document Location: Date: 2023.11.30 16:13:45:00

F.A.R COVERED AREA CALCULATION FOR UNIT - 1							
S.NO.	PARTICULARS						AREA (SQMT)
COVERED AREA							
1	3.150	X	0.230			=	0.725
2	3.150	X	1.340			=	4.221
3	3.150	X	0.840			=	2.646
4	3.150	X	0.840			=	2.646
5	3.150	X	0.840			=	2.646

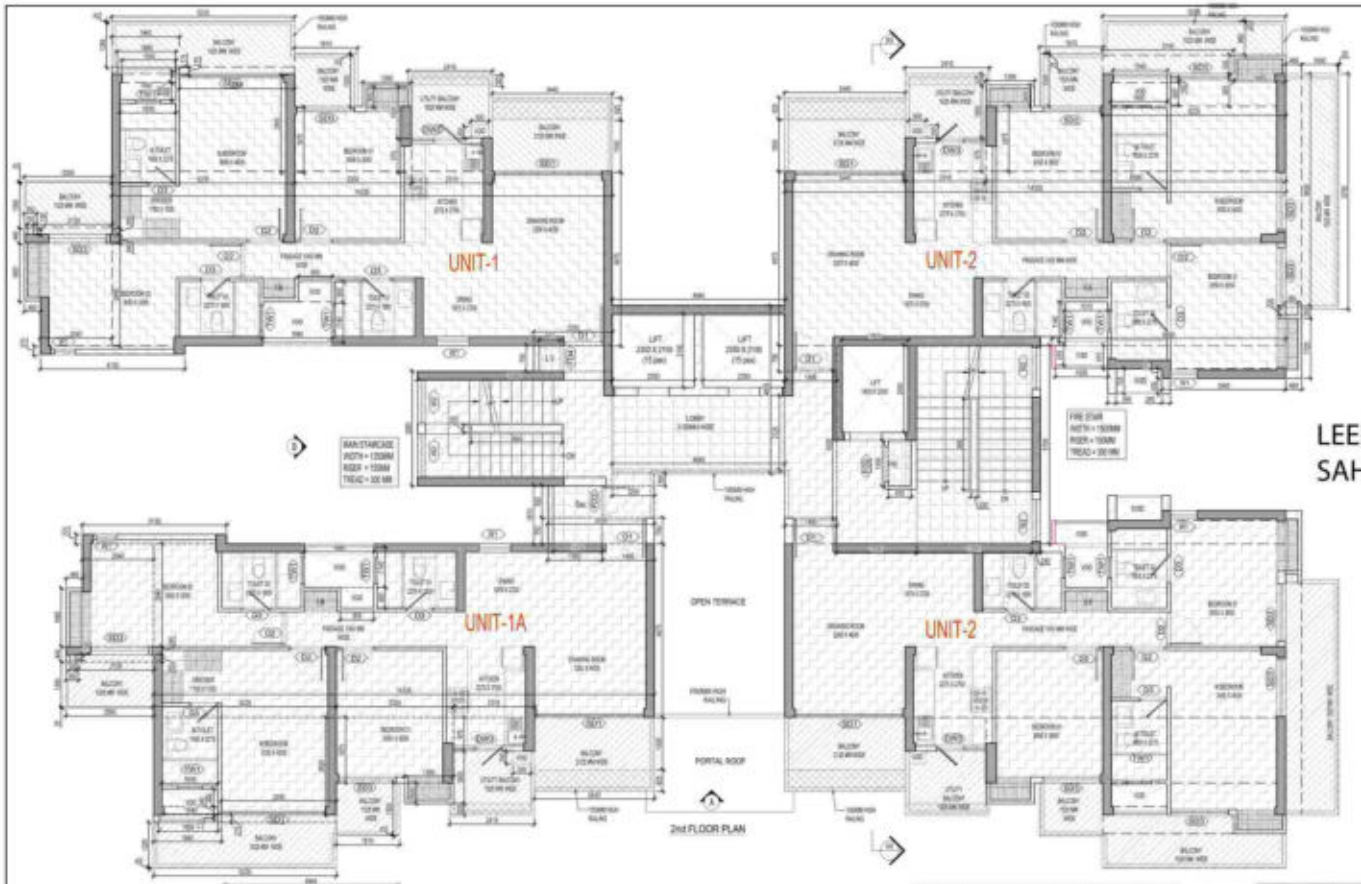

LEGENDS :-

- F.A.R. AREA
- COUNTED IN 15 % F.A.R. AREA
- COUNTED IN 1M F.A.R. AREA
- NON F.A.R. AREA

LEENU SAHGAL — Digitally signed by LEENU SAHGAL Date: 2023.12.13 13:51:19 +05'30'

F.A.R. COVERED AREA CALCULATION FOR UNIT - 1							
S.NO.	PARTICULARS						AREA (SQMT.)
COVERED AREA							
1	1.940	X	0.700			=	1.372
2	2.850	X	0.800			=	2.408
3	1.200	X	0.300			=	0.432
4	3.500	X	3.200			=	14.952
5	2.250	X	0.750			=	1.684
6	4.940	X	4.809			=	23.757
7	1.400	X	4.200			=	5.880
8	2.200	X	2.750			=	12.056
9	0.500	X	0.750			=	1.368
TOTAL AREA (A)						=	63.701
AREA SUBTRACTION							
GL1	1.400	X	1.600			=	2.240
H1	2.400	X	0.200			=	0.520
LH1	3.800	X	0.750			=	2.850
LL1	4.940	X	2.125			=	10.495
L1	2.300	X	2.100	X	2	=	9.660
L2	1.400	X	2.900			=	4.060
FH1	0.600	X	1.300			=	0.840
TOTAL (B)						=	30.211
TOTAL F.A.R. AREA COVERED (C = A - B)						=	33.490

F.A.R. COVERED AREA CALCULATION FOR UNIT - 1a							
S.NO.	PARTICULARS						AREA (SQMT.)
COVERED AREA							
1	2.150	X	0.250			=	1.075
2	2.150	X	0.540			=	1.161
3	2.150	X	0.540			=	1.161
4	2.150	X	0.540			=	1.161
5	2.150	X	0.540			=	1.161
6	5.150	X	4.500			=	23.175
7	0.175	X	0.675			=	0.118
8	1.350	X	0.675			=	0.911
9	1.350	X	0.675			=	0.911
10	1.350	X	0.675			=	0.911
11	1.350	X	0.675			=	0.911
TOTAL AREA (A)						=	32.616
BALCONY 15 AREA							
B1	2.100	X	0.525			=	1.103
B2	1.050	X	0.525			=	0.551
B3	1.050	X	0.525			=	0.551
B4	2.610	X	0.525			=	1.370
B5	2.100	X	0.525			=	1.103
TOTAL BALCONY AREA						=	5.678
TOTAL BALCONY 15A AREA(B)						=	5.678
SUBTRACTION AREA							
S1	1.400	X	1.140			=	1.596
S2	0.690	X	0.800			=	0.552
S3	1.600	X	0.800			=	1.280
S4	1.600	X	0.110			=	0.176
S5	0.170	X	0.150			=	0.026
S6	1.540	X	1.240			=	1.910
TOTAL SUBTRACTION AREA = (C)						=	5.540
TOTAL UNIT-1 F.A.R. AREA (D= (A+B-C))						=	32.754
NON F.A.R AREA OF BALCONY							
N1	2.100	X	1.200			=	2.520
N2	2.150	X	0.300			=	0.645
N3	2.150	X	1.200			=	2.580
N4	2.150	X	0.300			=	0.645
N5	2.150	X	1.200			=	2.580
N6	2.150	X	0.300			=	0.645
N7	2.640	X	1.500			=	3.960
TOTAL AREA						=	23.400
SUBTRACTION AREA							
S7	0.900	X	0.300			=	0.270
TOTAL NON F.A.R AREA						=	23.130
BALCONY 5A AREA = (3.175-0.793)						=	2.382
TOTAL BALCONY NON F.A.R. AREA = (E)						=	24.868
15 % SERVICES AREA OF UNIT-1							
C1	1.890	X	0.375			=	0.709
C2	1.890	X	0.525			=	0.992
TOTAL 15% SERVICES AREA OF UNIT (F)						=	1.645
COVERAGE AREA FOR UNIT = (D+E+F) =							
1	TOTAL UNIT F.A.R. AREA (D)					=	32.754
2	NON F.A.R AREA OF UNIT (E)					=	24.868
3	15 % SERVICES AREA OF UNIT (F)					=	1.645
TOTAL UNIT 1 COVERAGE AREA						=	59.266

F.A.R. COVERED AREA CALCULATION FOR UNIT - 2							
S.NO.	PARTICULARS						AREA (SQMT.)
COVERED AREA							
1	1.140	X	0.375			=	0.428
2	2.100	X	0.825			=	3.133
3	0.600	X	0.750			=	0.450
4	4.175	X	0.675			=	2.817
5	3.150	X	0.675			=	2.126
6	5.140	X	1.925			=	19.882
7	1.900	X	0.675			=	1.283
8	1.900	X	0.675			=	1.283
9	1.900	X	0.675			=	1.283
10	0.200	X	0.400			=	0.080
11	1.900	X	0.750			=	1.425
TOTAL AREA (A)						=	101.848
BALCONY 15 AREA							
B1	2.100	X	0.525			=	1.103
B2	2.100	X	0.525			=	1.103
B3	1.050	X	0.525			=	0.551
B4	2.610	X	0.525			=	1.370
B5	1.050	X	0.525			=	0.551
TOTAL BALCONY AREA						=	5.678
TOTAL BALCONY 15A AREA(B)						=	5.678
SUBTRACTION AREA							
S1	1.215	X	1.140			=	1.385
S2	0.400	X	0.840			=	0.336
S3	0.500	X	0.300			=	0.150
S4	1.400	X	0.475			=	0.665
S5	1.540	X	0.540			=	0.832
TOTAL SUBTRACTION AREA = (C)						=	3.367
TOTAL UNIT 2 F.A.R. AREA (D= (A+B-C))						=	103.161
NON F.A.R AREA OF BALCONY							
N1	2.100	X	1.500			=	3.150
N2	2.215	X	1.500			=	3.323
N3	2.215	X	1.500			=	3.323
N4	2.140	X	0.540			=	1.155
N5	0.230	X	0.680			=	0.156
N6	0.980	X	0.680			=	0.666
N7	1.340	X	0.730			=	0.978
TOTAL AREA						=	20.337
SUBTRACTION AREA							
N8	0.500	X	0.500			=	0.175
TOTAL NON F.A.R AREA						=	20.162
BALCONY 5A AREA = (3.206-0.618)						=	2.588
TOTAL BALCONY NON F.A.R. AREA = (E)						=	20.750
15 % SERVICES AREA OF UNIT-2							
C1	2.400	X	1.175			=	0.704
C2	1.200	X	0.690			=	0.834
C3	1.400	X	0.840			=	0.882
TOTAL 15% SERVICES AREA OF UNIT (F)						=	2.420
COVERAGE AREA FOR UNIT = (D+E+F) =							
1	TOTAL UNIT F.A.R. AREA (D)					=	103.161
2	NON F.A.R AREA OF UNIT (E)					=	20.750
3	15 % SERVICES AREA OF UNIT (F)					=	2.420
TOTAL UNIT 2 COVERAGE AREA							126.331

NOTE :-
FLOOR NO.- 13TH FLOOR OMITTED FROM FLOOR COUNTING

SECOND FLOOR FAR AREA SUMMARY					
S.NO.	NO. OF UNITS	SINGLE UNIT AREA		TOTAL UNITS AREA (SQMT)
F.A.R. AREA OF UNIT - 1	1	X	66.200	=	66.200
F.A.R. AREA OF UNIT - 1A	1	X	100.402	=	100.402
F.A.R. AREA OF UNIT - 2	2	X	90.851	=	181.702
F.A.R. AREA OF CIRCULATION	1	X	39.480	=	39.480
TOTAL F.A.R. AREA AT SINGLE FLOOR = (A)				=	387.779

TOTAL NON F.A.R. AREA AT 2ND FLOOR PLAN					
BALCONY AREA					
UNIT -1	24.868	X	1	=	24.868
UNIT -1a	24.868	X	1	=	24.868
UNIT -2	20.752	X	2	=	41.505
TOTAL NON FAR AREA AT SINGLE FLOOR				=	115.934

DOOR - WINDOW SCHEDULE					
SR. NO.	CODE	DESCRIPTION	SIZE	SILL	LINTEL
01	D1	WOODEN FLAT PANEL FLUSH DOOR	1200 X 2400	00	2400
02	D2	LAMINATED WOODEN DOOR	1000 X 2400	00	2400
03	D3	LAMINATED WOODEN DOOR	900 X 2400	00	2400
04	D4	FIRE GLAZING WITH GRAINING WOODEN	1000 X 2400	00	2400
05	D5	GLASS SLIDING DOOR	2100 X 2400	00	2400
06	D6	GLASS SLIDING DOOR	1800 X 2400	00	2400
07	D7	TOILET PANELED	750 X 1800	00	2400
08	D8	WOODEN PANELED	900 X 1800	00	2400
09	D9	FIRE DOOR	1000 X 2400	00	2400
10	D10	FIRE DOOR WITH GLASS	1000 X 2400	00	2400
11	D11	ELECTRICAL SHAFT DOOR FIRE RATED	900 X 2400	00	2400
12	D12	L.T. SHAFT DOOR FIRE RATED	900 X 2400	00	2400
13	D13	GLASS DOOR	2400 X 2400	00	2400
14	G1	GLASS	VARIOUS		
15	G2	GLASS	VARIOUS		
16	G3	GLASS	VARIOUS		
17	W1	WINDOW	1200 X 1200	900	NA

TOTAL CORRIDOR AREA CALCULATION TOWARDS 10% SERVICES AREA							
S.NO.	PARTICULARS						AREA (SQMT)
FIRE TOWER AREA							
FT1	0.200	X	0.700			=	14.010
AREA SUBTRACTION							
H2	0.200	X	3.900			=	0.520
FIRE STAIRCASE AREA						=	13.490
LIFT LOBBY							
LL1	4.940	X	2.125			=	10.495
F/C SHAFT							
FH1	0.600	X	1.300			=	0.840
ELECTRICAL SHAFT							
EL1	1.400	X	1.070			=	2.338
LH1	0.600	X	0.750			=	0.450
TOTAL CORRIDOR AREA 10% SERVICES AREA (A)						=	32.631
UNIT AREA CALCULATION 10% SERVICES F.A.R AREA							
CUB BOARD							
Unit-1 Service F.A.R.	1.000	X	1			=	1.000
Unit-1A Service F.A.R.	1.000	X	1			=	1.000
Unit-2 Service F.A.R.	2.432	X	2			=	4.864
TOTAL UNIT AREA CALCULATION 10% SERVICES F.A.R. (B)						=	6.864
TOTAL 10% SERVICES F.A.R AREA = (C) (A + B)						=	40.495

Sudheer Kumar — Digitally signed by Sudheer Kumar DN: cn=Sudheer Kumar, c=IN, o=Confluence Network Pvt Ltd, ou=Confluence Network Pvt Ltd, email=sudheer.kumar@confluence.in, ou=Confluence Network Pvt Ltd, Date: 2023.11.28 17:44:00 IST

Lal Singh — Digitally signed by Lal Singh DN: cn=Lal Singh, c=IN, o=Lal Singh Chd, ou=Lal Singh Chd, email=lal.singh@confluence.in, Reason: I am the author of this document, Location: Date: 2023.11.28 17:44:00 IST

AMIT VARMA — Digitally signed by AMIT VARMA Date: 2023.11.28 14:49:38 +05'30'

VISHAL SHARMA — Digitally signed by VISHAL SHARMA Date: 2023.11.24 11:56:53 +05'30'

PRAMOD BAHL — Digitally signed by PRAMOD BAHL Date: 2023.11.24 17:58:58 +05'30'

NOTE :-
FLOOR NO.- 13TH FLOOR OMITTED FROM FLOOR COUNTING

OWNER SIGN | ARCHITECT SIGN

OWNER
M/S GOLF GREEN MANSIONS (P) LTD.

SUBMISSION DRAWING

KEYPLAN

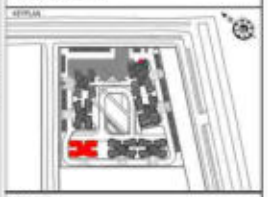

PROJECT
PROPOSED GROUP HOUSING FOR M/S GOLF GREEN MANSIONS (P) LTD. AT PLOT NO: - GH-3A,SECTOR -10 GREATER NOIDA,(U.P.)

DATE	PROJECT INCH.	CHECKED BY
24 - 08 -2023	BALRAJ SINGH	BALRAJ SINGH
SCALE	DRAWN BY	APPROVED BY
1:100	SAHIL GUPTA	VISHAL SHARMA

DRAWING TITLE
2nd FLOOR PLAN

TOWER - C

ARCHITECTS
Confluence
NEW DELHI , INDIA

DRAWING NO. S-32 | REVISION

SECOND FLOOR CIRCULATION AREA DIAGRAM

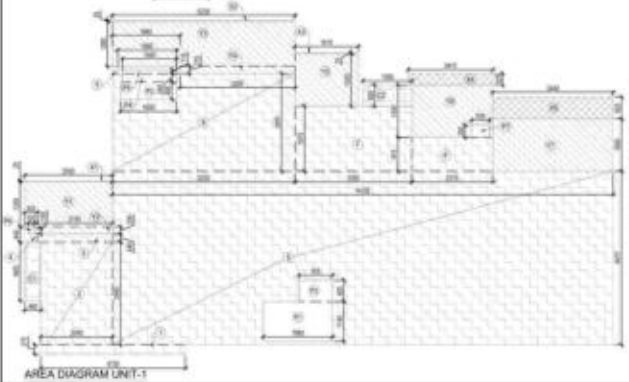

AREA DIAGRAM UNIT-1

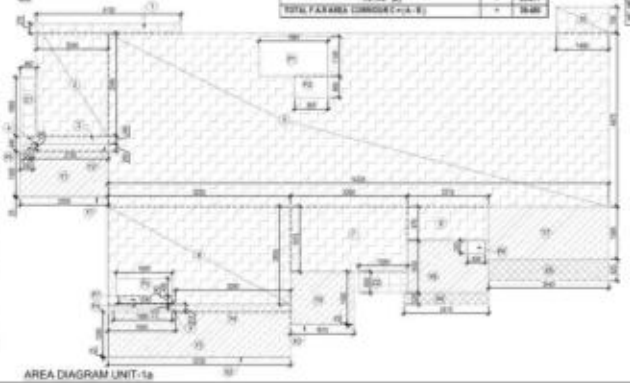

AREA DIAGRAM UNIT-1a

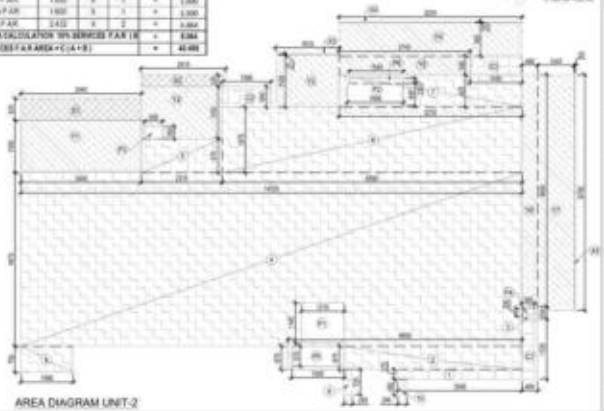

AREA DIAGRAM UNIT-2

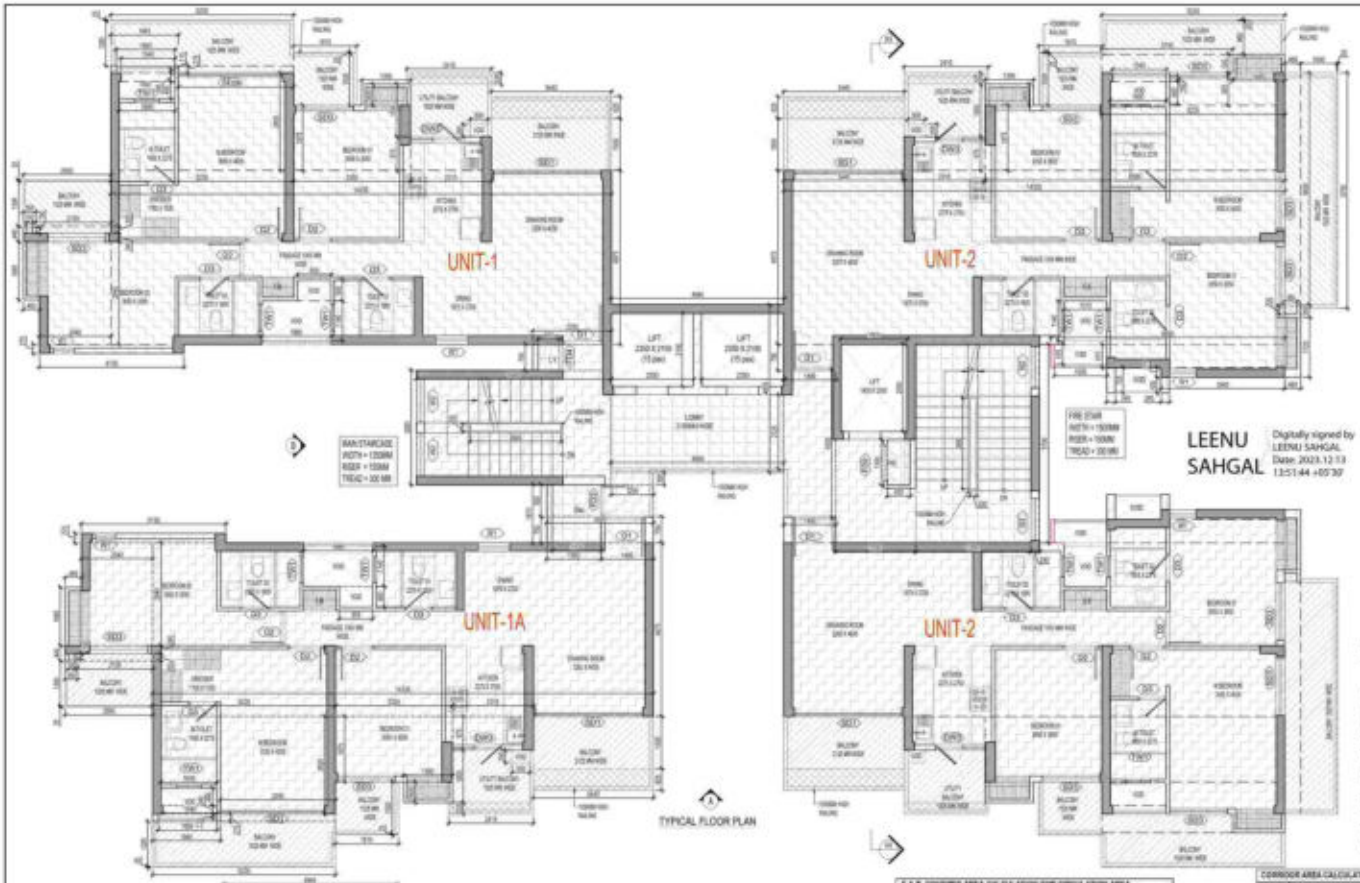

LEENU SAHGAL Digitally signed by LEENU SAHGAL Date: 2023.12.13 13:51:44 +05'30'

Sudheer Kumar Digitally signed by Sudheer Kumar DN: cn=Sudheer Kumar, o=NS Personal, Reason: I am the author of this document, Location: Date: 2023.11.30 17:44:08 +05'30'

Lal Singh

AMIT VARMA Digitally signed by AMIT VARMA Date: 2023.11.28 14:57:20 +05'30'

PRAMOD BAHL Digitally signed by PRAMOD BAHL Date: 2023.11.29 11:36:31 +05'30'

VISHAL SHARMA Digitally signed by VISHAL SHARMA Date: 2023.11.24 11:58:14 +05'30'

LEGENDS :-

- F.A.R AREA
- COUNTED IN 10 % F.A.R AREA
- COUNTED IN 1/4 F.A.R AREA
- NON F.A.R AREA

F.A.R. COVERED AREA CALCULATION FOR UNIT - I							
S.NO.	PARTICULARS						AREA (SQMT.)
COVERED AREA							
1	1.365	X	0.750			=	1.115
2	0.990	X	0.800			=	0.808
3	1.350	X	0.350			=	0.425
4	5.940	X	2.280			=	16.403
5	2.250	X	0.750			=	1.688
6	4.540	X	4.905			=	22.737
7	1.480	X	4.200			=	6.208
8	2.240	X	0.750			=	12.968
9	0.200	X	0.700			=	1.358
TOTAL AREA (A)						=	68.701
AREA SUBTRACTION							
GL1	1.000	X	1.670			=	2.338
H1	2.500	X	0.350			=	0.875
LV1	0.600	X	0.750			=	0.405
GL1	4.540	X	2.120			=	10.498
L1	2.200	X	2.100	X	2	=	9.870
L2	1.980	X	2.800			=	4.704
FH1	0.800	X	1.200			=	0.960
TOTAL (B)						=	29.271
TOTAL F.A.R AREA CORRIDOR C = [A - B]						=	39.430

F.A.R. COVERED AREA CALCULATION FOR UNIT - 1a							
S.NO.	PARTICULARS						AREA (SQMT.)
COVERED AREA							
1	2.110	X	0.375			=	1.146
2	2.100	X	0.340			=	0.846
3	2.100	X	0.340			=	0.846
4	2.100	X	0.340			=	0.846
5	1.110	X	0.340			=	0.448
6	1.110	X	0.340			=	0.448
7	2.100	X	0.340			=	0.846
8	2.100	X	0.340			=	0.846
9	1.110	X	0.340			=	0.448
10	1.110	X	0.340			=	0.448
11	2.100	X	0.340			=	0.846
12	2.100	X	0.340			=	0.846
13	1.110	X	0.340			=	0.448
14	1.110	X	0.340			=	0.448
15	2.100	X	0.340			=	0.846
16	2.100	X	0.340			=	0.846
17	1.110	X	0.340			=	0.448
18	1.110	X	0.340			=	0.448
19	2.100	X	0.340			=	0.846
20	2.100	X	0.340			=	0.846
21	1.110	X	0.340			=	0.448
TOTAL AREA = [A]						=	13.818
BALCONY 1A AREA							
B1	2.100	X	0.375			=	0.788
B2	0.330	X	0.500			=	0.165
B3	1.610	X	0.500			=	0.805
B4	2.610	X	0.500			=	0.780
B5	2.100	X	0.375			=	0.788
TOTAL BALCONY AREA						=	3.375
TOTAL BALCONY 1A AREA (B)						=	0.780
SUBTRACTION AREA							
S1	1.400	X	1.140			=	1.596
S2	0.600	X	0.400			=	0.240
S3	0.600	X	0.400			=	0.240
S4	0.600	X	0.400			=	0.240
S5	0.170	X	0.500			=	0.085
S6	0.170	X	0.500			=	0.085
S7	1.040	X	1.240			=	1.290
TOTAL SUBTRACTION AREA = [C]						=	4.236
TOTAL UNIT 1,2,F.A.R. AREA [D= [A+B-C]]						=	13.462
NON F.A.R AREA OF BALCONY							
S1	2.100	X	1.200			=	2.520
S2	2.100	X	0.300			=	0.630
S3	2.100	X	1.200			=	2.520
S4	2.100	X	0.300			=	0.630
S5	1.110	X	1.200			=	1.332
S6	1.110	X	0.300			=	0.333
S7	2.100	X	1.200			=	2.520
S8	2.100	X	0.300			=	0.630
S9	1.110	X	1.200			=	1.332
S10	1.110	X	0.300			=	0.333
TOTAL AREA						=	12.432
SUBTRACTION AREA							
S1	0.600	X	0.900			=	0.270
TOTAL NON F.A.R AREA						=	12.162
BALCONY 1A AREA = [0.75 X 0.75]						=	0.563
TOTAL BALCONY NON F.A.R. AREA = [E]						=	12.725
10 % SERVICES AREA OF UNIT - I							
C1	2.100	X	1.500			=	3.150
C2	1.200	X	0.600			=	0.720
TOTAL 10% SERVICES AREA OF UNIT (F)						=	3.870
COVERAGE AREA FOR UNIT - I [D+E+F] =							
1	TOTAL UNIT F.A.R. AREA (D)					=	13.462
2	NON FAR AREA OF UNIT (E)					=	12.725
3	10 % SERVICES AREA OF UNIT (F)					=	3.870
TOTAL UNIT I COVERAGE AREA						=	30.057

F.A.R. COVERED AREA CALCULATION FOR UNIT - 2							
S.NO.	PARTICULARS						AREA (SQMT.)
COVERED AREA							
1	1.140	X	0.375			=	0.856
2	0.900	X	0.825			=	0.743
3	0.900	X	0.750			=	0.675
4	4.170	X	4.875			=	20.327
5	0.510	X	0.687			=	0.350
6	5.120	X	1.625			=	13.880
7	1.000	X	1.000			=	1.000
8	2.000	X	1.000			=	2.000
9	0.200	X	1.000			=	0.200
10	0.200	X	1.000			=	0.200
TOTAL AREA = [A]						=	101.249
BALCONY 1A AREA							
B1	2.100	X	0.375			=	0.788
B2	2.610	X	0.300			=	0.783
B3	1.610	X	0.500			=	0.805
B4	2.100	X	0.375			=	0.788
B5	0.330	X	0.500			=	0.165
TOTAL BALCONY AREA						=	3.288
TOTAL BALCONY 1A AREA (B)						=	0.830
SUBTRACTION AREA							
S1	1.210	X	1.140			=	1.380
S2	0.400	X	0.840			=	1.008
S3	0.300	X	0.300			=	0.090
S4	1.000	X	0.475			=	0.950
S5	1.000	X	0.140			=	0.210
TOTAL SUBTRACTION AREA = [C]						=	3.637
TOTAL UNIT 2 F.A.R. AREA [D= [A+B-C]]						=	99.881
NON F.A.R AREA OF BALCONY							
S1	2.100	X	1.500			=	3.150
S2	2.610	X	1.500			=	3.915
S3	1.610	X	1.500			=	2.415
S4	2.100	X	0.540			=	1.134
S5	0.330	X	0.680			=	0.224
S6	0.900	X	0.900			=	0.810
S7	1.040	X	0.750			=	0.780
TOTAL AREA						=	20.427
SUBTRACTION AREA							
S1	0.600	X	0.900			=	0.270
TOTAL NON F.A.R AREA						=	20.157
BALCONY 1A AREA = [0.375 X 0.375]						=	0.140
TOTAL BALCONY NON F.A.R. AREA = [E]						=	20.782
10 % SERVICES AREA OF UNIT - I							
C1	2.100	X	1.500			=	3.150
C2	1.200	X	0.600			=	0.834
C3	1.400	X	0.840			=	0.980
TOTAL 10% SERVICES AREA OF UNIT (F)						=	3.450
COVERAGE AREA FOR UNIT - II [D+E+F] =							
1	TOTAL UNIT F.A.R. AREA (D)					=	99.881
2	NON FAR AREA OF UNIT (E)					=	20.782
3	10 % SERVICES AREA OF UNIT (F)					=	3.450
TOTAL UNIT 2 COVERAGE AREA							124.093

TYPICAL FLOOR FAR AREA SUMMARY (2nd TO 18th AND 21st TO 28th)						
S.NO.		NO. OF UNITS		SINGLE UNIT AREA		TOTAL UNITS AREA (SQMT)
F.A.R AREA OF UNIT - I		1	X	99.350	=	99.350
F.A.R AREA OF UNIT - 1A		1	X	100.462	=	100.462
F.A.R AREA OF UNIT - 2		2	X	99.881	=	199.762
F.A.R AREA OF CIRCULATION		1	X	26.446	=	26.446
TOTAL F.A.R AREA AT SINGLE FLOOR = [A]					=	426.170

TOTAL NON F.A.R. AREA AT TYPICAL FLOOR PLAN (3RD TO 18th AND 21st TO 28th FLOOR)						
BALCONY AREA						
UNIT - I	24.860	X	1	=	24.860	
UNIT - 1a	24.860	X	1	=	24.860	
UNIT - 2	30.782	X	2	=	61.563	
TOTAL NON FAR AREA AT SINGLE FLOOR				=	110.924	

F.A.R. COVERED AREA CALCULATION FOR CIRCULATION AREA							
S.NO.	PARTICULARS						AREA (SQMT.)
1	1.365	X	0.750			=	1.115
2	0.990	X	0.800			=	0.808
3	1.350	X	0.350			=	0.425
4	5.940	X	2.280			=	16.403
5	2.250	X	0.750			=	1.688
6	4.540	X	4.905			=	22.737
7	1.480	X	4.200			=	6.208
8	2.240	X	0.750			=	12.968
9	0.200	X	0.700			=	1.358
TOTAL AREA (A)						=	68.701
AREA SUBTRACTION							
GL1	1.000	X	1.670			=	2.338
H1	2.500	X	0.350			=	0.875
LV1	0.600	X	0.750			=	0.405
GL1	4.540	X	2.120			=	10.498
L1	2.200	X	2.100	X	2	=	9.870
L2	1.980	X	2.800			=	4.704
FH1	0.800	X	1.200			=	0.960
TOTAL (B)						=	29.271
TOTAL F.A.R AREA CORRIDOR C = [A - B]						=	39.430

CORRIDOR AREA CALCULATION TOWARDS 10% SERVICES AREA							
S.NO.	PARTICULARS						AREA (SQMT.)
FIRE TOWER AREA							
FH1	3.300	X	5.720			=	18.876
AREA SUBTRACTION							
H2	0.200	X	2.800			=	0.560
FIRE STAIRCASE AREA						=	18.316
LIFT LOBBY							
LL1	4.940	X	2.120			=	10.468
PAC SHAFT							
SH1	0.550	X	1.350			=	0.743
ELECTRICAL SHAFT							
EL1	1.400	X	1.670			=	2.338
LV1	0.600	X	0.750			=	0.450
TOTAL CORRIDOR AREA 10% SERVICES AREA (A)						=	32.421
UNIT AREA CALCULATION 10% SERVICES F.A.R AREA							
CUB BOARD							
Unit I Service F.A.R	1.500	X	1	=	1.500		
Unit 1A Service F.A.R	1.500	X	1	=	1.500		
Unit 2 Service F.A.R	2.432	X	2	=	4.864		
TOTAL UNIT AREA CALCULATION 10% SERVICES F.A.R (B)						=	8.064
TOTAL 10% SERVICES F.A.R AREA = [C (A + B)]						=	40.485

DOOR - WINDOW SCHEDULE					
SR. NO	CODE	DESCRIPTION	SIZE	SILL	LINTEL
01	D1	VENEERED POLISHED FLUSH DOOR	1050 X 2400	00	2400
02	D2	LAMINATED FLUSH DOOR	1000 X 2200	00	2200
03	D3	LAMINATED FLUSH DOOR	800 X 2200	00	2200
04	SW1	FIXED GLAZING WITH OPENING (KITCHEN)	1400 X 1200	00	2200
05	SD1	SLIDING GLASS DOOR	2700 X 2200	00	2200
06	SD2	SLIDING GLASS DOOR	1800 X 2200	00	2200
07	TW1	TOILET WINDOW	750 X 1800	900	2200
08	W1	BEDROOM WINDOW	3000 X 1700	900	2200
09	FD1	FIRE DOOR	1000 X 2400	00	2400
10	FD2	T.V.C DOOR (FIRE DOOR)	1000 X 2400	100	2400
11	FD3	ELECTRICAL SHAFT DOOR (FIRE DOOR)	900 X 2400	100	2400
12	FD4	L.V. SHAFT DOOR (FIRE DOOR)	750 X 2400	100	2400
13	GD1	GLAZING DOOR	2000 X 2400	00	2400
14	GL1	GLAZING	AVAILABLE		
15	GL2	GLAZING	AVAILABLE		
16	GL3	GLAZING	AVAILABLE		
17	W2	WINDOW	1200 X 1200	AVAILABLE	

NOTE:-
FLOOR NO.- 13TH FLOOR OMITTED FROM FLOOR COUNTING

OWNER SIGN | ARCHITECT SIGN

OWNER
M/S GOLF GREEN MANSIONS (P) LTD.

SUBMISSION DRAWING

KEYPLAN

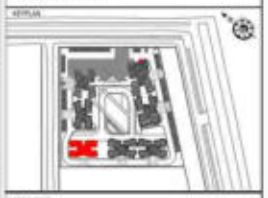

PROJECT
PROPOSED GROUP HOUSING FOR M/S GOLF GREEN MANSIONS (P) LTD. AT PLOT NO: - GH-3A,SECTOR -10 GREATER NOIDA,(U.P.)

DATE	PROJECT INCH.	CHECKED BY
24 - 06 -2023	BALRAJ SINGH	BALRAJ SINGH
SCALE	DRAWN BY	APPROVED BY
1:100	SAHIL GUPTA	VISHAL SHARMA

DRAWING TITLE
TYPICAL FLOOR PLAN
(3rd TO 18th AND 21st TO 28th FLOOR)

TOWER - C

ARCHITECTS
Confluence
NEW DELHI , INDIA

DRAWING NO. S-33 | REVISION



TYPICAL CIRCULATION AREA DIAGRAM

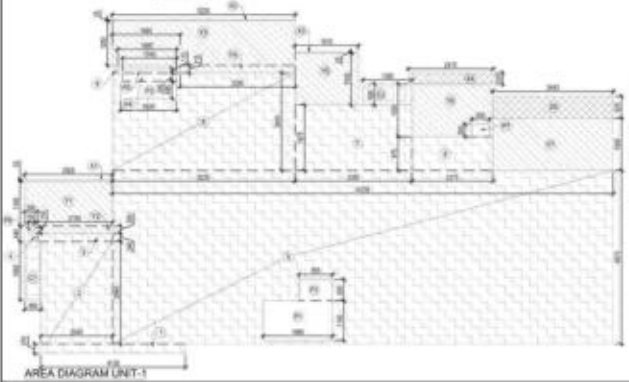

AREA DIAGRAM UNIT-1

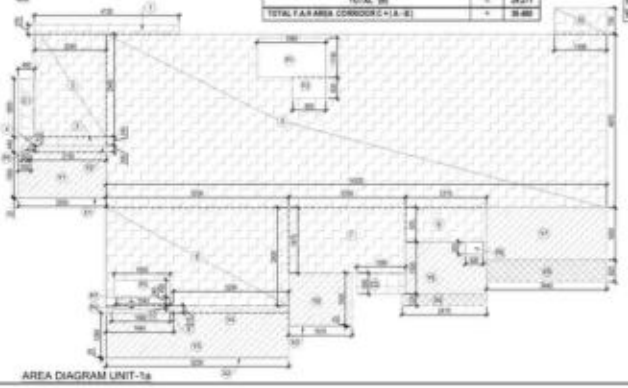

AREA DIAGRAM UNIT-1a

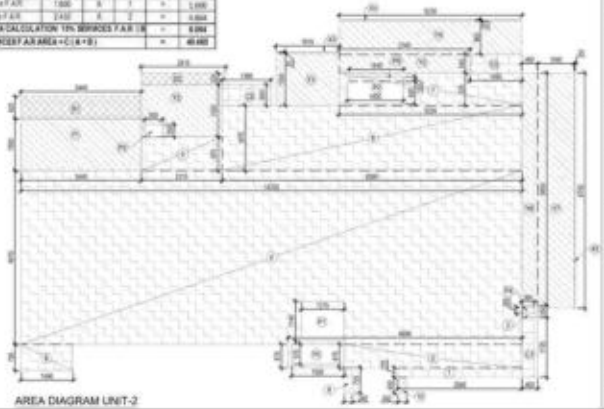

AREA DIAGRAM UNIT-2

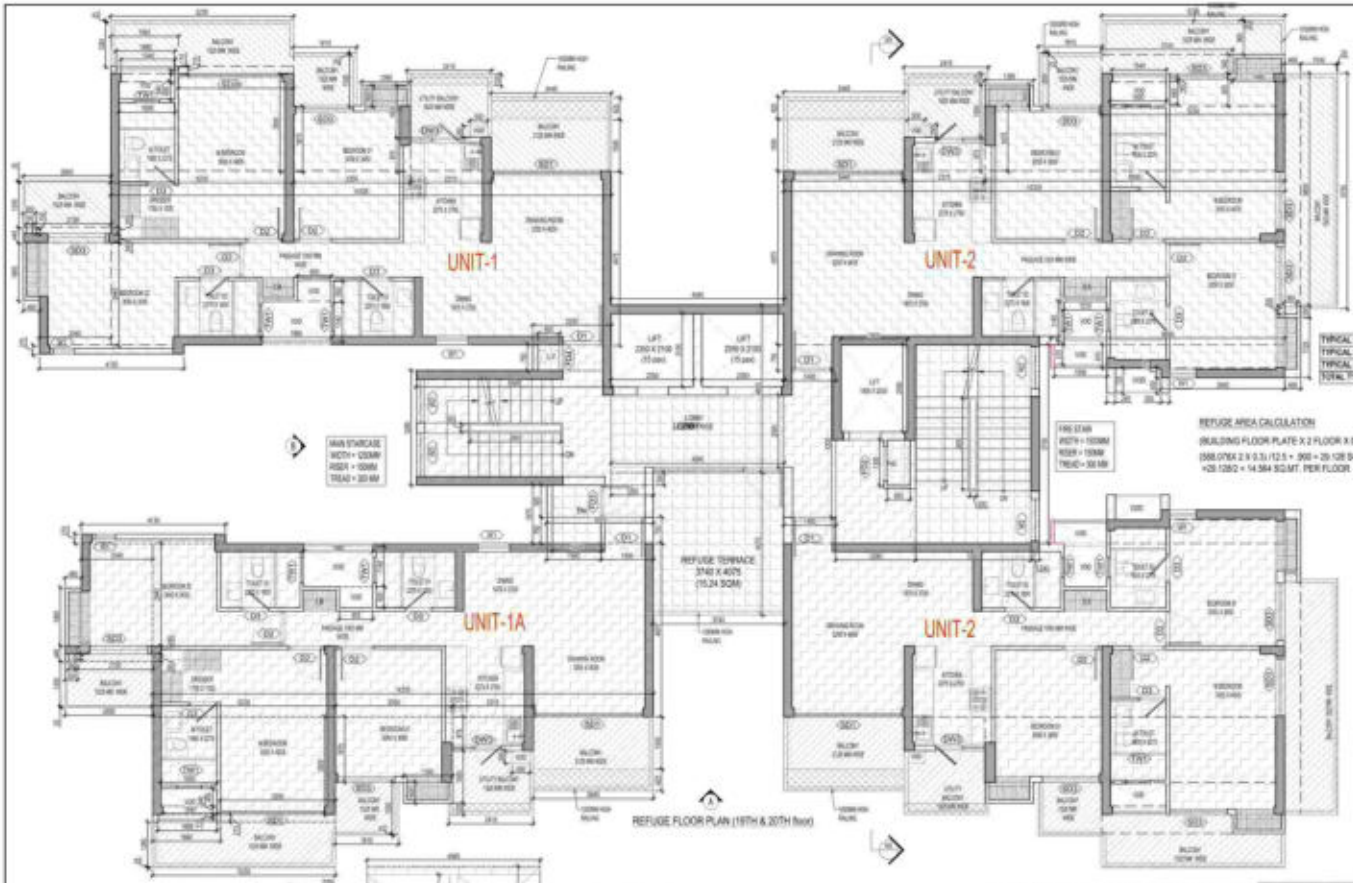

TYPICAL FLOOR TOTAL FAR	=	436.775
TYPICAL FLOOR TOTAL NON FAR	=	110.824
TYPICAL FLOOR TOTAL SERVICE FAR	=	40.485
TOTAL TYPICAL FLOOR PLATE AREA	=	588.078

REFUGE AREA CALCULATION

(BUILDING FLOOR PLATE X 2 FLOOR X 0.3) /12.5 + 900 = 29.128 SQ.MT.
=(28.128)/2 = 14.564 SQ.MT. PER FLOOR

LEGENDS :-

- F.A.R AREA
- COUNTED IN 15 % F.A.R AREA
- COUNTED IN 1/4 F.A.R AREA
- NON F.A.R AREA

LEENU SAHGAL
Digitally signed by LEENU SAHGAL
Date: 2023.12.13 13:22:19 +05'30'

Lal Singh
Digitally signed by Lal Singh
Date: 2023.11.28 15:05:44 +05'30'

AMIT VARMA
Digitally signed by AMIT VARMA
Date: 2023.11.28 15:05:46 +05'30'

PRAMOD BAHL
Digitally signed by PRAMOD BAHL
Date: 2023.11.24 17:14:08 +05'30'

VISHAL SHARMA
Digitally signed by VISHAL SHARMA
Date: 2023.11.24 11:59:39 +05'30'

Sudheer Kumar
Digitally signed by Sudheer Kumar
DN: c=IN,o=Confluence Human and Professional Resource, l=all the author of this document, st=Delhi
Date: 2023.11.30 17:44:04 IST

F.A.R. COVERED AREA CALCULATION FOR UNIT - 1							
S.NO.	PARTICULARS						AREA (SQMT.)
COVERED AREA							
1	2.750	X	0.230			=	0.633
2	0.230	X	1.350			=	0.311
3	2.250	X	0.230			=	0.518
4	0.230	X	1.350			=	0.311
5	2.750	X	0.230			=	0.633
6	0.230	X	1.350			=	0.311
7	2.750	X	0.230			=	0.633
8	0.230	X	1.350			=	0.311
9	2.750	X	0.230			=	0.633
10	0.230	X	1.350			=	0.311
11	2.750	X	0.230			=	0.633
12	0.230	X	1.350			=	0.311
13	2.750	X	0.230			=	0.633
14	0.230	X	1.350			=	0.311
15	2.750	X	0.230			=	0.633
16	0.230	X	1.350			=	0.311
17	2.750	X	0.230			=	0.633
18	0.230	X	1.350			=	0.311
TOTAL AREA (A)						=	10.246
BALCONY 1A AREA							
B1	2.250	X	0.125			=	0.281
B2	1.125	X	0.125			=	0.141
B3	1.125	X	0.125			=	0.141
B4	2.250	X	0.125			=	0.281
B5	1.125	X	0.125			=	0.141
B6	1.125	X	0.125			=	0.141
TOTAL BALCONY AREA						=	1.172
TOTAL BALCONY 1A AREA (B)						=	0.782
SUBTRACTION FOR AREA							
S1	1.500	X	1.125			=	1.688
S2	1.500	X	1.125			=	1.688
S3	1.500	X	1.125			=	1.688
S4	1.500	X	1.125			=	1.688
S5	1.500	X	1.125			=	1.688
S6	1.500	X	1.125			=	1.688
S7	1.500	X	1.125			=	1.688
S8	1.500	X	1.125			=	1.688
S9	1.500	X	1.125			=	1.688
S10	1.500	X	1.125			=	1.688
S11	1.500	X	1.125			=	1.688
S12	1.500	X	1.125			=	1.688
TOTAL SUBTRACTION AREA = (E)						=	4.218
TOTAL UNIT-1 F.A.R. AREA (Sr = (A+B-E))						=	99.200
NON F.A.R AREA OF BALCONY							
T1	1.500	X	1.200			=	1.800
T2	1.500	X	1.200			=	1.800
T3	1.500	X	1.200			=	1.800
T4	1.500	X	1.200			=	1.800
T5	1.500	X	1.200			=	1.800
T6	1.500	X	1.200			=	1.800
TOTAL AREA						=	10.800
SUBTRACTION AREA							
S7	1.500	X	0.500			=	0.375
TOTAL NON F.A.R AREA						=	10.425
BALCONY 3A AREA = (3.175-0.781)						=	2.394
TOTAL BALCONY NON F.A.R. AREA = (E)						=	12.819
15 % SERVICES AREA OF UNIT-1							
C1	1.500	X	1.125			=	1.688
C2	1.500	X	1.125			=	1.688
TOTAL 15% SERVICES AREA OF UNIT (F)						=	3.375
COVERAGE AREA FOR UNIT = (G=B+F+							
1	TYPICAL UNIT F.A.R. AREA (B)					=	99.200
2	NON F.A.R AREA OF UNIT (E)					=	12.819
3	15 % SERVICES AREA OF UNIT (F)					=	3.375
TOTAL UNIT-1 COVERAGE AREA						=	115.394

F.A.R. COVERED AREA CALCULATION FOR UNIT - 1a							
S.NO.	PARTICULARS						AREA (SQMT.)
COVERED AREA							
1	2.750	X	0.230			=	0.633
2	0.230	X	1.350			=	0.311
3	2.250	X	0.230			=	0.518
4	0.230	X	1.350			=	0.311
5	2.750	X	0.230			=	0.633
6	0.230	X	1.350			=	0.311
7	2.750	X	0.230			=	0.633
8	0.230	X	1.350			=	0.311
9	2.750	X	0.230			=	0.633
10	0.230	X	1.350			=	0.311
11	2.750	X	0.230			=	0.633
12	0.230	X	1.350			=	0.311
13	2.750	X	0.230			=	0.633
14	0.230	X	1.350			=	0.311
15	2.750	X	0.230			=	0.633
16	0.230	X	1.350			=	0.311
17	2.750	X	0.230			=	0.633
18	0.230	X	1.350			=	0.311
TOTAL AREA (A)						=	10.246
BALCONY 1A AREA							
B1	2.250	X	0.125			=	0.281
B2	1.125	X	0.125			=	0.141
B3	1.125	X	0.125			=	0.141
B4	2.250	X	0.125			=	0.281
B5	1.125	X	0.125			=	0.141
B6	1.125	X	0.125			=	0.141
TOTAL BALCONY AREA						=	1.172
TOTAL BALCONY 1A AREA (B)						=	0.782
SUBTRACTION AREA							
S1	1.500	X	1.125			=	1.688
S2	0.938	X	0.625			=	0.586
S3	0.938	X	0.625			=	0.586
S4	0.938	X	0.625			=	0.586
S5	0.938	X	0.625			=	0.586
S6	0.938	X	0.625			=	0.586
S7	1.500	X	1.125			=	1.688
TOTAL SUBTRACTION AREA = (C)						=	6.206
TOTAL UNIT-1a F.A.R. AREA (Sr = (A+B-C))						=	105.402
NON F.A.R AREA OF BALCONY							
T1	2.250	X	1.200			=	2.700
T2	2.156	X	0.500			=	0.403
T3	2.156	X	1.200			=	4.701
T4	2.156	X	0.210			=	0.453
T5	1.938	X	1.200			=	2.325
T6	2.219	X	0.500			=	0.555
T7	2.844	X	1.200			=	3.413
TOTAL AREA						=	23.450
SUBTRACTION AREA							
S8	2.250	X	0.500			=	0.563
TOTAL NON F.A.R AREA						=	22.887
BALCONY 3A AREA = (3.175-0.781)						=	2.394
TOTAL BALCONY NON F.A.R. AREA = (E)						=	24.946
15 % SERVICES AREA OF UNIT-1							
C1	1.500	X	1.125			=	1.688
C2	1.500	X	1.125			=	1.688
TOTAL 15% SERVICES AREA OF UNIT (F)						=	3.375
COVERAGE AREA FOR UNIT = (G=B+F+							
1	TOTAL UNIT F.A.R. AREA (B)					=	105.402
2	NON F.A.R AREA OF UNIT (E)					=	24.946
3	15 % SERVICES AREA OF UNIT (F)					=	3.375
TOTAL UNIT-1a COVERAGE AREA						=	133.723

F.A.R. COVERED AREA CALCULATION FOR UNIT - 2							
S.NO.	PARTICULARS						AREA (SQMT.)
COVERED AREA							
1	2.750	X	0.230			=	0.633
2	0.230	X	1.350			=	0.311
3	2.250	X	0.230			=	0.518
4	0.230	X	1.350			=	0.311
5	2.750	X	0.230			=	0.633
6	0.230	X	1.350			=	0.311
7	2.750	X	0.230			=	0.633
8	0.230	X	1.350			=	0.311
9	2.750	X	0.230			=	0.633
10	0.230	X	1.350			=	0.311
11	2.750	X	0.230			=	0.633
12	0.230	X	1.350			=	0.311
13	2.750	X	0.230			=	0.633
14	0.230	X	1.350			=	0.311
15	2.750	X	0.230			=	0.633
16	0.230	X	1.350			=	0.311
17	2.750	X	0.230			=	0.633
18	0.230	X	1.350			=	0.311
TOTAL AREA (A)						=	10.246
BALCONY 1A AREA							
B1	2.250	X	0.125			=	0.281
B2	1.125	X	0.125			=	0.141
B3	1.125	X	0.125			=	0.141
B4	2.250	X	0.125			=	0.281
B5	1.125	X	0.125			=	0.141
B6	1.125	X	0.125			=	0.141
TOTAL BALCONY AREA						=	1.172
TOTAL BALCONY 1A AREA (B)						=	0.782
SUBTRACTION FOR AREA							
S1	1.125	X	1.125			=	1.266
S2	1.125	X	1.125			=	1.266
S3	1.125	X	1.125			=	1.266
S4	1.125	X	1.125			=	1.266
S5	1.125	X	1.125			=	1.266
S6	1.125	X	1.125			=	1.266
S7	1.125	X	1.125			=	1.266
S8	1.125	X	1.125			=	1.266
S9	1.125	X	1.125			=	1.266
S10	1.125	X	1.125			=	1.266
S11	1.125	X	1.125			=	1.266
S12	1.125	X	1.125			=	1.266
TOTAL SUBTRACTION AREA = (E)						=	5.067
TOTAL UNIT-2 F.A.R. AREA (Sr = (A+B-E))						=	99.881
NON F.A.R AREA OF BALCONY							
T1	2.250	X	1.200			=	2.700
T2	2.015	X	1.200			=	2.418
T3	2.015	X	1.200			=	2.418
T4	2.140	X	0.540			=	1.155
T5	2.250	X	0.680			=	1.531
T6	0.980	X	0.680			=	0.666
T7	1.340	X	0.730			=	0.978
TOTAL AREA						=	11.857
SUBTRACTION AREA							
T8	0.500	X	0.680			=	0.170
TOTAL NON F.A.R AREA						=	11.687
BALCONY 3A AREA = (3.236-0.630)						=	2.606
TOTAL BALCONY NON F.A.R. AREA = (E)						=	14.293
15 % SERVICES AREA OF UNIT							
C1	0.450	X	1.725			=	0.776
C2	1.200	X	0.690			=	0.828
C3	1.450	X	0.540			=	0.783
TOTAL 15% SERVICES AREA OF UNIT (F)						=	2.432
COVERAGE AREA FOR UNIT = (G=B+F+							
1	TYPICAL UNIT F.A.R. AREA (B)					=	99.881
2	NON F.A.R AREA OF UNIT (E)					=	14.293
3	15 % SERVICES AREA OF UNIT (F)					=	2.432
TOTAL UNIT-2 COVERAGE AREA							116.606

NOTE:-
FLOOR NO.- 13TH FLOOR OMITTED FROM FLOOR COUNTING

19th & 20th FLOOR FAR AREA SUMMARY				
S.NO.	NO. OF UNITS		SINGLE UNIT AREA		TOTAL UNITS AREA (SQMT)
F.A.R. AREA OF UNIT - 1	1	X	99.200	=	99.200
F.A.R. AREA OF UNIT - 1A	1	X	105.402	=	105.402
F.A.R. AREA OF UNIT - 2	2	X	98.801	=	197.603
F.A.R. AREA OF CIRCULATION	1	X	35.777	=	35.777
TOTAL F.A.R. AREA AT SINGLE FLOOR = (A)				=	437.982

TOTAL NON F.A.R. AREA AT REFUGE FLOOR PLAN (19th to 20th)					
BALCONY AREA					
UNIT -1	24.660	X	1	=	24.660
UNIT -1a	24.660	X	1	=	24.660
UNIT -2	30.752	X	2	=	61.503
TOTAL NON FAR AREA AT SINGLE FLOOR				=	110.824

F.A.R. COVERED AREA CALCULATION FOR CIRCULATION AREA							
S.NO.	PARTICULARS						AREA (SQMT)
1	2.750	X	0.750			=	2.063
2	1.250	X	0.500			=	0.625
3	1.250	X	0.300			=	0.375
4	0.250	X	1.250			=	0.313
5	1.250	X	0.750			=	0.938
6	4.640	X	4.600			=	21.344
7	1.400	X	4.200			=	5.880
8	2.350	X	1.750			=	4.113
9	0.350	X	0.750			=	0.263
TOTAL AREA (A)						=	35.733
AREA SUBTRACTION							
S1	1.400	X	1.875			=	2.625
S1	2.500	X	0.350			=	0.875
L1	0.800	X	0.750			=	0.600
L1	0.400	X	1.875			=	0.750
L1	2.350	X	2.100	X	2	=	9.870
L2	1.400	X	2.800			=	3.920
L2	0.350	X	1.400			=	0.490
TOTAL						=	19.131
TOTAL (B)						=	20.574
TOTAL F.A.R. AREA CORRIDOR (= (A - B))						=	15.157

CORRIDOR AREA CALCULATION TOWARDS 15% SERVICES AREA							
S.NO.	PARTICULARS						AREA (SQMT)
FIRE TOWER AREA							
F2F	1.200	X	0.750			=	10.810
AREA SUBTRACTION							
D2	0.900	X	0.900			=	0.810
FIRE STAIRCASE AREA						=	10.000
LIFT LOBBY							
L1	0.800	X	2.900			=	10.220
FHC SHAFT							
FHC	0.800	X	1.900			=	2.880
ELECTRICAL SHAFT							
ELT	1.400	X	1.900			=	2.660
LVT	0.800	X	0.750			=	0.600
REFUGE TERRACE							
RT	3.740	X	4.075			=	15.240
TOTAL CORRIDOR AREA 15% SERVICES AREA (A)						=	47.000
UNIT AREA CALCULATION 15% SERVICES F.A.R AREA							
CUB BOARD							
UNIT 1BHK F.A.R	1.800	X	1			=	1.800
UNIT 2BHK F.A.R	1.800	X	2			=	3.600
UNIT 3BHK F.A.R	2.400	X	2	X	2	=	9.600
TOTAL UNIT AREA CALCULATION 15% SERVICES F.A.R (B)						=	9.984
TOTAL 15% SERVICES F.A.R AREA = C (A - B)						=	37.016

DOOR - WINDOW SCHEDULE					
SR. NO.	CODE	DESCRIPTION	SIZE	SILL	LINTEL
D1	D1	VENEERED POLISHED FLUSH DOOR	1200 X 2400	00	2400
D2	D2	LAMINATED FLUSH DOOR	1000 X 2200	00	2200
D3	D3	LAMINATED FLUSH DOOR	900 X 2200	00	2200
D4	D4A	FIXED GLAZING WITH OPENING AT CORNER	1400 X 2200	00	2200
D5	D5	SLIDING GLASS DOOR	2700X 2200	00	2200
D6	D6	SLIDING GLASS DOOR	1800 X 2200	00	2200
D7	TW1	TOILET WINDOW	750 X 1000	900	2200
D8	W1	BEDROOM WINDOW	900 X 1200	900	2200
D9	FD1	FIRE DOOR	1000 X 2400	00	2400
D	FD2	FHC DOOR (ARE DOOR)	1000 X 2200	150	2400
D	FD3	ELECTRICAL SHAFT DOOR (FIRE DOOR)	900 X 2200	150	2400
D	FD4	LV. SHAFT DOOR (FIRE DOOR)	750 X 2200	150	2400
D	SD1	GLAZING DOOR	2000 X 2400	00	2400
W	GL1	GLAZING	ADDITIONAL		
W	GL2	GLAZING	ADDITIONAL		
W	GL3	GLAZING	ADDITIONAL		
D	W2	WINDOW	1200 X 1500	ADDITIONAL	

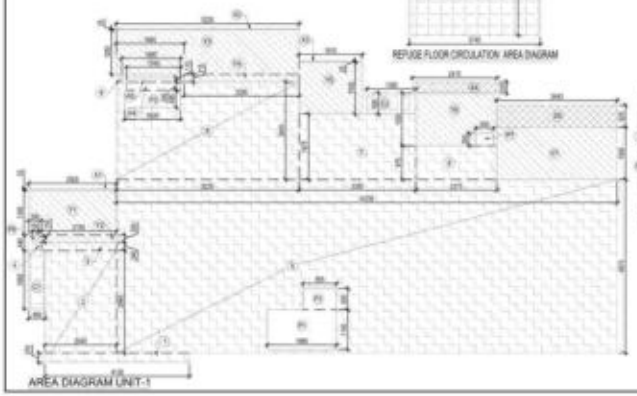

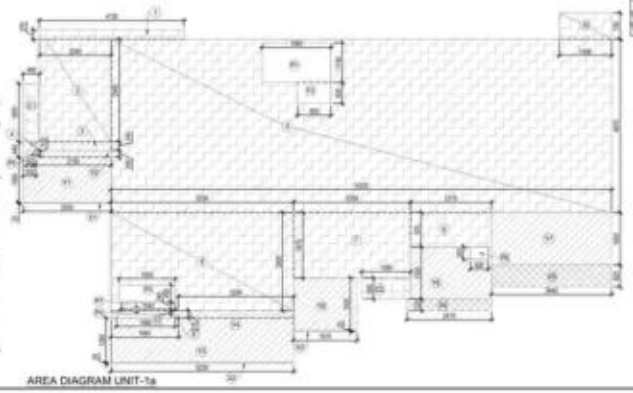

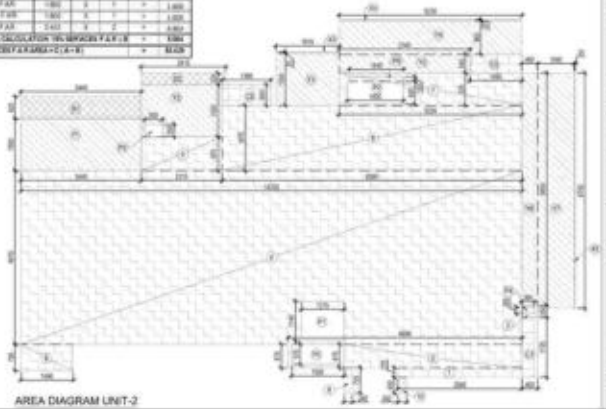

OWNER SIGN | ARCHITECT SIGN

OWNER
M/S GOLF GREEN MANSIONS (P) LTD.

SUBMISSION DRAWING

KEYPLAN

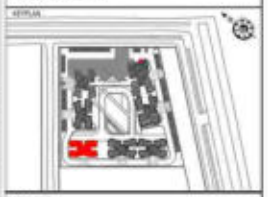

PROJECT
PROPOSED GROUP HOUSING FOR M/S GOLF GREEN MANSIONS (P) LTD. AT PLOT NO: - GH-3A,SECTOR -10 GREATER NOIDA,(U.P.)

DATE	PROJECT INCH.	CHECKED BY
24 - 08 -2023	BALRAJ SINGH	BALRAJ SINGH
SCALE	DRAWN BY	APPROVED BY
1:100	SAHIL GUPTA	VISHAL SHARMA

DRAWING TITLE
19TH & 20TH FLOOR PLAN (REFUGE FLOOR)

TOWER - C

ARCHITECTS
Confluence
NEW DELHI , INDIA

DRAWING NO. S-34 | REVISION

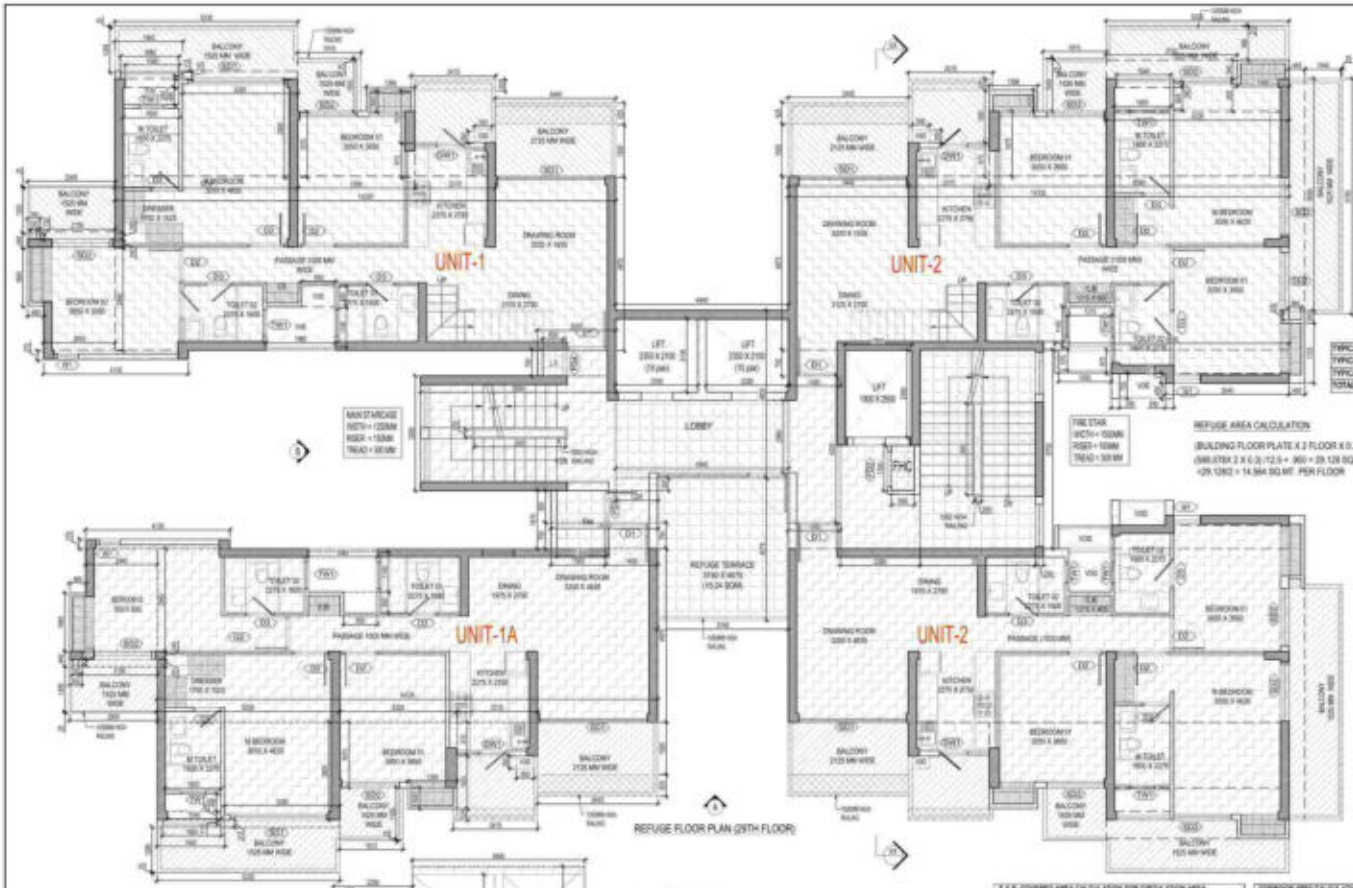

TYPICAL FLOOR TOTAL FAR	=	436.770
TYPICAL FLOOR TOTAL NON FAR	=	110.624
TYPICAL FLOOR TOTAL SERVICE FAR	=	40.481
TOTAL TYPICAL FLOOR PLATE AREA	=	588.875

REFUGE AREA CALCULATION

(BUILDING FLOOR PLATE X 2 FLOOR X 0.3) / 12.5 = 900 SQ.MT. FOR SPEC. ABLED)
(588.875X 2 X 0.3) / 12.5 = 900 = 29,128 SQ. MT.
=29.128/2 = 14.564 SQ.MT. PER FLOOR

Sudheer Kumar — Digitally signed by Sudheer Kumar DN: cn=Sudheer Kumar, o=Personal Reason: I am the author of this document Location: Date: 2023-11-30 17:40:+05'30'

LEENU SAHGAL — Digitally signed by LEENU SAHGAL Date: 2023.12.13 13:53:16 +05'30'

AMIT VARMA — Digitally signed by AMIT VARMA Date: 2023.11.28 15:13:56 +05'30'

Lal Singh

PRAMOD BAHL — Digitally signed by PRAMOD BAHL Date: 2023.11.24 17:48:31 +05'30'

VISHAL SHARMA — Digitally signed by VISHAL SHARMA Date: 2023.11.24 12:03:20 +05'30'

F.A.R. COVERED AREA CALCULATION FOR UNIT - 1								
S.NO.	PARTICULARS							AREA (SQMT.)
COVERED AREA								
1	1.000	X	0.230			=		0.230
2	0.300	X	1.300			=		0.390
3	1.200	X	0.300			=		0.360
4	0.300	X	1.000			=		0.300
5	2.100	X	0.230			=		0.483
6	2.100	X	0.230			=		0.483
7	2.100	X	0.230			=		0.483
8	4.245	X	4.800			=		20.376
9	1.400	X	4.300			=		6.020
10	2.240	X	5.700			=		12.768
11	2.240	X	0.230			=		0.515
TOTAL AREA (A)						=		101.996
BALCONY 1A AREA								
B1	2.400	X	0.500			=		1.200
B2	1.000	X	2.000			=		2.000
B3	1.000	X	2.000			=		2.000
B4	0.800	X	0.500			=		0.400
B5	0.800	X	0.500			=		0.400
B6	0.800	X	0.500			=		0.400
TOTAL BALCONY AREA						=		6.400
TOTAL BALCONY 1A AREA (B)						=		3.200
1A SERVICE AREA OF UNIT								
T1	1.000	X	1.200			=		1.200
T2	1.000	X	1.000			=		1.000
T3	1.000	X	1.000			=		1.000
T4	1.000	X	0.500			=		0.500
T5	1.000	X	0.500			=		0.500
T6	1.000	X	0.500			=		0.500
T7	1.000	X	0.500			=		0.500
TOTAL SUBTRACTION AREA = (E)						=		6.200
TOTAL UNIT-1 F.A.R. AREA (D+ (A+B-E))						=		99.396
NON F.A.R AREA OF BALCONY								
N1	2.400	X	1.200			=		2.880
N2	1.000	X	1.200			=		1.200
N3	1.000	X	1.200			=		1.200
N4	0.800	X	0.500			=		0.400
N5	0.800	X	0.500			=		0.400
N6	0.800	X	0.500			=		0.400
TOTAL AREA						=		22.400
SUBTRACTION AREA								
S1	0.300	X	2.300			=		0.575
TOTAL NON F.A.R AREA						=		22.200
BALCONY 1A AREA = (3.175-0.750)						=		2.300
TOTAL BALCONY NON F.A.R. AREA = (E)						=		24.800
10 % SERVICES AREA OF UNIT (								
T1	1.000	X	1.000			=		1.000
T2	1.000	X	1.000			=		1.000
TOTAL 10% SERVICES AREA OF UNIT (F)						=		1.000
COVERAGE AREA FOR UNIT = (D+E+F) =								
1	TYPICAL UNIT F.A.R. AREA (D)					=		99.396
2	NON F.A.R AREA OF UNIT (E)					=		24.800
3	10 % SERVICES AREA OF UNIT (F)					=		1.000
TOTAL UNIT 1 COVERAGE AREA						=		125.196

F.A.R. COVERED AREA CALCULATION FOR UNIT - 1a								
S.NO.	PARTICULARS							AREA (SQMT.)
COVERED AREA								
1	2.100	X	0.230			=		0.483
2	2.100	X	0.230			=		0.483
3	2.100	X	0.230			=		0.483
4	2.100	X	0.230			=		0.483
5	2.100	X	0.230			=		0.483
6	3.000	X	4.800			=		14.400
7	1.400	X	4.300			=		6.020
8	2.240	X	5.700			=		12.768
9	2.240	X	0.230			=		0.515
10	1.000	X	0.230			=		0.230
11	1.000	X	0.230			=		0.230
12	1.000	X	0.230			=		0.230
TOTAL AREA (A)						=		33.816
BALCONY 1A AREA								
B1	2.400	X	0.500			=		1.200
B2	1.000	X	0.500			=		0.500
B3	1.000	X	0.500			=		0.500
B4	0.800	X	0.500			=		0.400
B5	0.800	X	0.500			=		0.400
TOTAL BALCONY AREA						=		3.000
TOTAL BALCONY 1A AREA (B)						=		0.750
SUBTRACTION AREA								
S1	1.400	X	1.100			=		1.540
S2	0.600	X	0.800			=		0.480
S3	1.000	X	0.800			=		0.800
S4	1.000	X	0.800			=		0.800
S5	0.700	X	0.700			=		0.490
S6	0.700	X	0.700			=		0.490
S7	1.000	X	1.200			=		1.200
TOTAL SUBTRACTION AREA = (C)						=		6.200
TOTAL UNIT-1a F.A.R. AREA (D= (A+B-C))						=		130.462
NON F.A.R AREA OF BALCONY								
N1	2.400	X	1.200			=		2.880
N2	2.100	X	0.300			=		0.630
N3	0.300	X	1.200			=		0.360
N4	1.000	X	0.300			=		0.300
N5	1.000	X	0.300			=		0.300
N6	2.100	X	1.000			=		2.100
N7	2.100	X	1.000			=		2.100
N8	2.100	X	1.000			=		2.100
N9	2.100	X	1.000			=		2.100
N10	2.100	X	1.000			=		2.100
N11	2.640	X	1.000			=		2.100
TOTAL AREA						=		23.400
SUBTRACTION AREA								
S1	0.300	X	2.300			=		0.575
TOTAL NON F.A.R AREA						=		22.825
BALCONY 1A AREA = (3.175-0.750)						=		2.300
TOTAL BALCONY NON F.A.R. AREA = (E)						=		24.825
10 % SERVICES AREA OF UNIT 1								
T1	1.000	X	1.000			=		1.000
T2	1.000	X	0.800			=		0.800
TOTAL 10% SERVICES AREA OF UNIT (F)						=		1.800
COVERAGE AREA FOR UNIT = (D+E+F) =								
1	TOTAL UNIT F.A.R. AREA (D)					=		130.462
2	NON FAR AREA OF UNIT (E)					=		24.825
3	10 % SERVICES AREA OF UNIT (F)					=		1.800
TOTAL UNIT 1a COVERAGE AREA								131.862

F.A.R. COVERED AREA CALCULATION FOR UNIT - 2								
S.NO.	PARTICULARS							AREA (SQMT.)
COVERED AREA								
1	1.100	X	0.075			=		0.083
2	0.800	X	0.075			=		0.060
3	0.800	X	0.300			=		0.240
4	0.300	X	1.000			=		0.300
5	0.175	X	0.075			=		0.013
6	2.100	X	0.230			=		0.483
7	3.100	X	0.230			=		0.713
8	3.000	X	4.800			=		14.400
9	3.100	X	1.000			=		3.100
10	2.000	X	1.000			=		2.000
11	1.000	X	0.230			=		0.230
12	1.000	X	0.230			=		0.230
TOTAL AREA (A)						=		101.349
BALCONY 2A AREA								
B1	2.400	X	0.500			=		1.200
B2	2.400	X	0.500			=		1.200
B3	1.000	X	0.500			=		0.500
B4	1.000	X	0.500			=		0.500
B5	0.700	X	0.500			=		0.350
TOTAL BALCONY AREA						=		3.750
TOTAL BALCONY 2A AREA (B)						=		0.938
SUBTRACTION AREA								
S1	1.215	X	1.100			=		1.336
S2	0.600	X	0.800			=		1.056
S3	0.300	X	0.800			=		0.576
S4	1.000	X	0.800			=		0.800
S5	1.000	X	0.800			=		0.800
S6	1.000	X	0.700			=		0.700
S7	1.000	X	0.700			=		0.700
TOTAL SUBTRACTION AREA = (C)						=		5.967
TOTAL UNIT 2 F.A.R AREA (D= (A+B-C))						=		99.891
NON F.A.R AREA OF BALCONY								
N1	2.400	X	1.300			=		3.120
N2	2.215	X	1.300			=		2.880
N3	1.815	X	1.300			=		2.360
N4	2.740	X	0.540			=		1.480
N5	3.200	X	0.880			=		2.816
N6	0.880	X	0.880			=		0.774
N7	1.340	X	0.730			=		0.978
TOTAL AREA						=		20.407
SUBTRACTION AREA								
S1	0.300	X	1.964			=		0.589
TOTAL NON F.A.R AREA						=		19.818
BALCONY 2A AREA = (3.375-0.938)						=		2.438
TOTAL BALCONY NON F.A.R. AREA = (E)						=		22.256
10 % SERVICES AREA OF UNIT								
T1	0.400	X	1.775			=		0.709
T2	1.200	X	0.800			=		0.834
T3	1.400	X	0.800			=		0.800
TOTAL 10% SERVICES AREA OF UNIT (F)						=		2.432
COVERAGE AREA FOR UNIT = (D+E+F) =								
1	TOTAL UNIT F.A.R. AREA (D)					=		99.891
2	NON FAR AREA OF UNIT (E)					=		22.256
3	10 % SERVICES AREA OF UNIT (F)					=		2.432
TOTAL UNIT 2 COVERAGE AREA								124.580

NOTE:-
FLOOR NO.- 13TH FLOOR OMITTED FROM FLOOR COUNTING

29th FLOOR FAR AREA SUMMARY					
S.NO.	NO. OF UNITS		SINGLE UNIT AREA		TOTAL UNITS AREA (SQMT)
F.A.R AREA OF UNIT - 1	1	X	99.396	=	99.396
F.A.R AREA OF UNIT - 1a	1	X	130.462	=	130.462
F.A.R AREA OF UNIT - 2	2	X	98.931	=	197.862
F.A.R AREA OF CIRCULATION	1	X	99.777	=	99.777
TOTAL F.A.R AREA AT SINGLE FLOOR = (A)				=	427.996

TOTAL NON F.A.R. AREA AT 29th FLOOR PLAN					
BALCONY AREA					
UNIT - 1	24.800	X	1	=	24.800
UNIT - 1a	24.800	X	1	=	24.800
UNIT - 2	30.752	X	2	=	61.502
TOTAL NON FAR AREA AT SINGLE FLOOR				=	110.824

F.A.R. COVERED AREA CALCULATION FOR CIRCULATION AREA								
S.NO.	PARTICULARS							AREA (SQMT)
1	1.000	X	0.750			=		1.125
2	0.500	X	0.900			=		0.450
3	1.200	X	0.300			=		0.360
4	0.300	X	1.200			=		0.360
5	2.100	X	0.750			=		1.575
6	4.245	X	4.800			=		20.376
7	1.400	X	4.300			=		6.020
8	2.240	X	5.700			=		12.768
9	2.240	X	0.750			=		1.680
TOTAL AREA (A)						=		46.701
AREA SUBTRACTION								
B1.1	1.400	X	1.675			=		2.345
B1'	0.900	X	0.800			=		0.720
L11	2.600	X	0.750			=		1.950
L11	4.640	X	0.987			=		10.231
L1	2.200	X	2.100	X	2	=		9.240
L2	1.400	X	2.600			=		3.640
L11	0.900	X	1.200			=		0.947
TOTAL (B)						=		28.073
TOTAL F.A.R AREA CORRIDOR (A-B)						=		18.727

CORRIDOR AREA CALCULATION TOWARDS 10% SERVICES AREA								
S.NO.	PARTICULARS							AREA (SQMT)
FIRE TOWER AREA								
F10	2.500	X	6.700			=		16.610
LIFTS SUBTRACTION								
H2	2.100	X	2.900			=		6.090
FIRE SEVAKKAM AREA						=		10.520
OPT LOBBY								
O11	4.640	X	2.900			=		13.231
FIRE SHAFT								
F10	0.900	X	1.800			=		1.620
ELECTRICAL SHAFT								
E1.1	1.400	X	1.800			=		2.520
L11	0.900	X	0.700			=		0.630
REFUGE TERRACE								
R1	2.100	X	6.375			=		13.387
TOTAL CORRIDOR AREA 10% SERVICES AREA (A)						=		67.065
UNIT AREA CALCULATION 10% SERVICES F.A.R AREA								
FLAR BOARD								
DUCT Service F.A.R.	1.800	X	1			=		1.800
DUCT Service F.A.R.	1.800	X	1			=		1.800
DUCT Service F.A.R.	2.400	X	2	X	2	=		9.600
TOTAL UNIT AREA CALCULATION 10% SERVICES F.A.R. (B)						=		9.064
TOTAL 10% SERVICES F.A.R AREA = (A + B)						=		80.429

DOOR - WINDOW SCHEDULE

SR. NO.	CODE	DESCRIPTION	SIZE	SILL	LINTEL
01	D1	ANGERED POLISHED FLUSH DOOR	1200 X 2400	00	2400
02	D2	LAMINATED FLUSH DOOR	1000 X 2200	00	2200
03	D3	LAMINATED FLUSH DOOR	800 X 2200	00	2200
04	DW1	FIXED GLAZING WITH OPENING KITCHEN	1400 X 2200	00	2200
05	SD1	SLIDING GLASS DOOR	2700X 2200	00	2200
06	SD2	SLIDING GLASS DOOR	1800 X 2200	00	2200
07	TW1	TOILET WINDOW	750 X 1800	900	2200
08	W1	BEDROOM WINDOW	400 X 1200	900	2200
09	FD1	FIRE DOOR	1200 X 2400	00	2400
10	FD2	FIRE DOOR (FIRE DOOR)	1200 X 2400	00	2400
11	FD3	ELECTRICAL SHAFT DOOR (FIRE DOOR)	800 X 2400	00	2400
12	FD4	L.V. SHAFT DOOR (FIRE DOOR)	750 X 2400	00	2400
13	GD1	GLAZING DOOR	300 X 2400	00	2400
14	GL1	GLAZING	MATERIAL		
15	GL2	GLAZING	MATERIAL		
16	GL3	GLAZING	MATERIAL		
17	W2	WINDOW	1200 X 1200	MATERIAL	

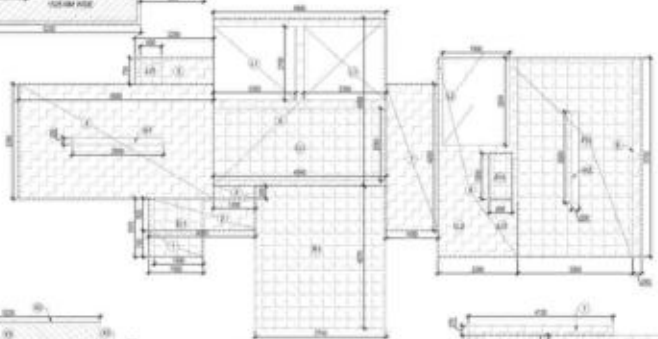

REFUGE FLOOR CIRCULATION AREA DIAGRAM

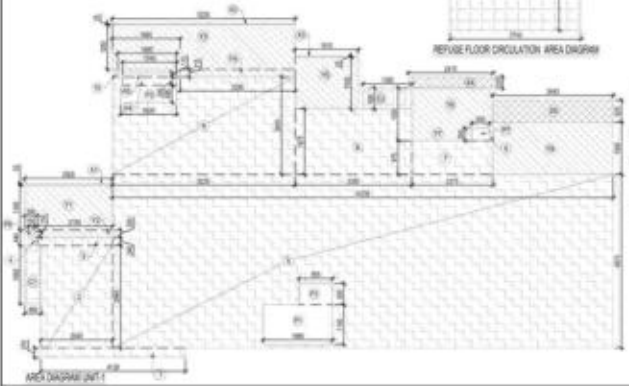

AREA DIAGRAM UNIT-1

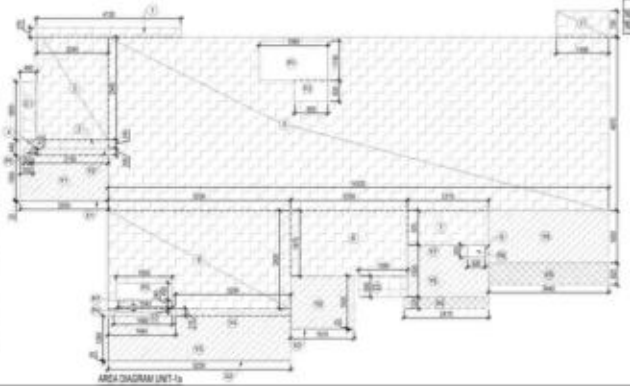

AREA DIAGRAM UNIT-1a

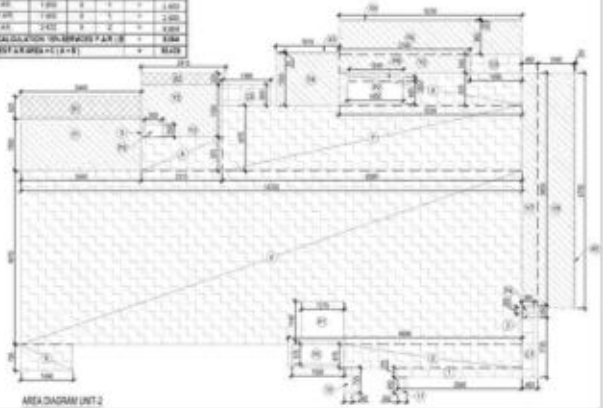

AREA DIAGRAM UNIT-2

OWNER SIGN | ARCHITECT SIGN

OWNER
M/S GOLF GREEN MANSIONS (P) LTD.

SUBMISSION DRAWING

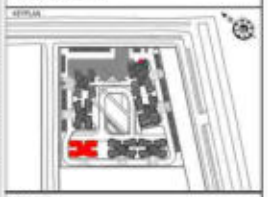

PROJECT
PROPOSED GROUP HOUSING FOR M/S GOLF GREEN MANSIONS (P) LTD. AT PLOT NO: - GH-3A,SECTOR -10 GREATER NOIDA (U.P.)

DATE	PROJECT INCH.	CHECKED BY
24 - 08 -2023	BALRAJ SINGH	BALRAJ SINGH
SCALE	DRAWN BY	APPROVED BY
1:100	SAHIL GUPTA	VISHAL SHARMA

DRAWING TITLE
29TH FLOOR PLAN

TOWER - C

ARCHITECTS
Confluence
NEW DELHI , INDIA

DRAWING NO. S-35 | REVISION

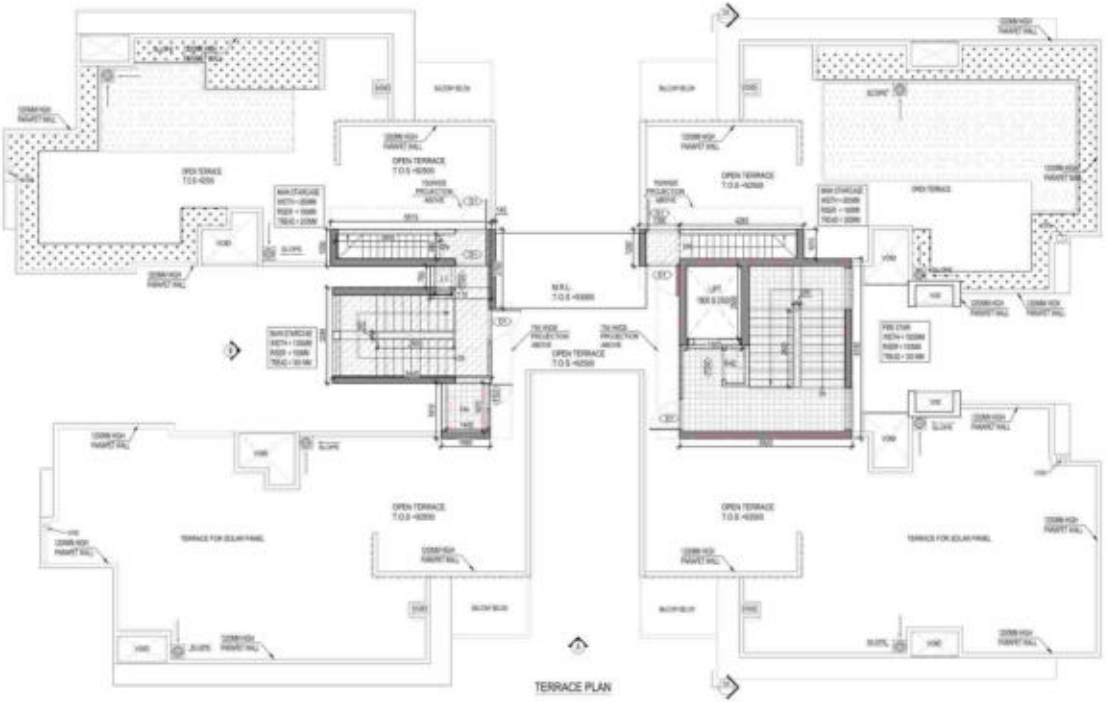

TERRACE PLAN

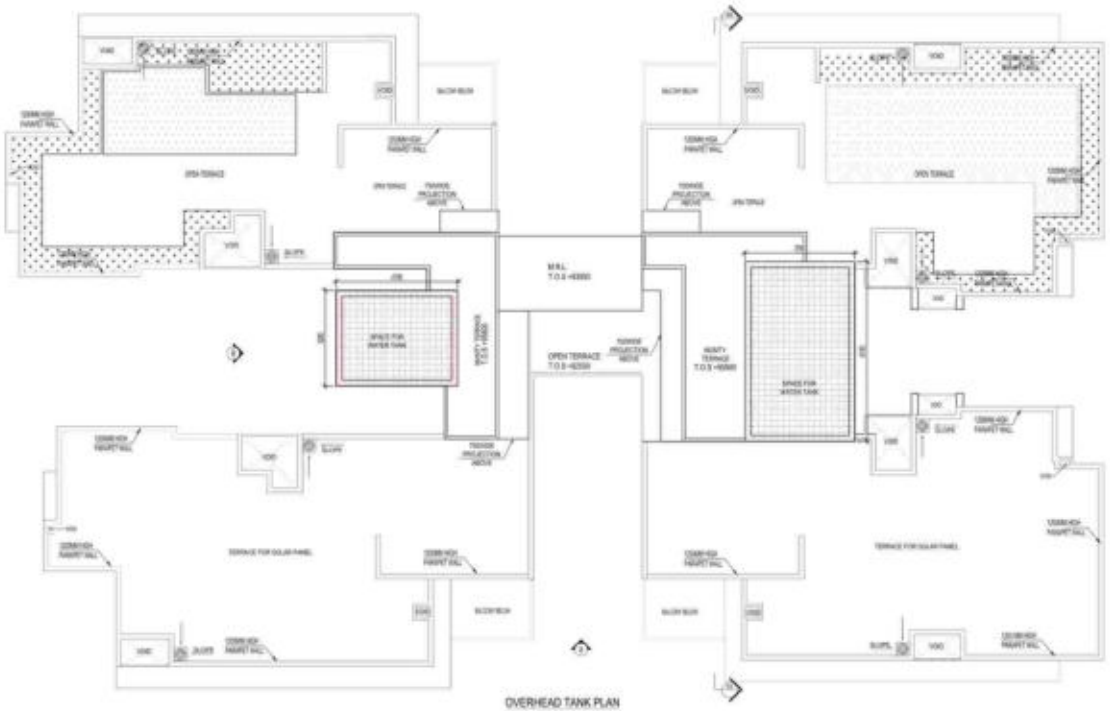

OVERHEAD TANK PLAN

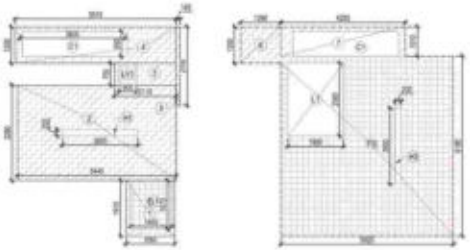

F.A.R. COMBINED AREA CALCULATION FOR CIRCULATION AREA							
S.NO.	PARTICULARS						AREA (SQMT.)
1	1.000	X	1.916			=	1.916
2	3.400	X	3.290			=	11.186
3	2.110	X	0.750			=	1.583
4	3.210	X	1.250			=	4.013
5	0.910	X	2.750			=	2.503
6	1.350	X	1.750			=	2.363
7	4.200	X	1.015			=	4.263
TOTAL AREA (A)						=	25.913
AREA SUBTRACTION							
E.C.1	1.400	X	1.075			=	1.505
M.F.	2.900	X	0.550			=	1.595
L.V.T.	0.600	X	0.750			=	0.450
C.1	3.600	X	0.900	X	2	=	6.480
TOTAL (B)						=	9.030
TOTAL F.A.R AREA COMMON C = (A - B)						=	16.883

CORRIDOR AREA CALCULATION TOWARDS 15% SERVICES AREA							
S.NO.	PARTICULARS						AREA (SQMT.)
FIRE TOWER AREA							
F.T.	5.700	X	0.750			=	4.275
AREA SUBTRACTION							
AE	0.200	X	2.000			=	0.200
L1	1.500	X	2.000			=	3.000
FIRE STAIRCASE AREA						=	7.475
ELECTRICAL SHAFT							
E.C.1	1.400	X	1.075			=	1.505
L.V.T.	0.600	X	0.750			=	0.450
TOTAL CORRIDOR AREA 15% SERVICES AREA (A)						=	14.704

TERRACE FLOOR F.A.R. AREA SUMMARY					
S.NO.	NO. OF UNITS		SINGLE UNIT AREA		TOTAL UNITS AREA (SQMT.)
F.A.R AREA OF CIRCULATION	1	X	25.913	=	25.913
TOTAL F.A.R. AREA AT SINGLE FLOOR = (B)				=	25.913

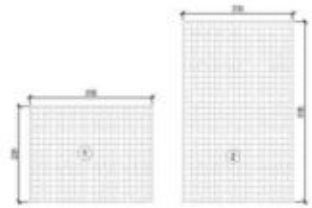

AREA CALCULATION TOWARDS 15 % SERVICES AREA AT OVER HEAD					
S.NO.	PARTICULARS				AREA (SQMT.)
OVER HEAD TANK & MACHINE ROOM					
1	4.190	X	3.260	=	13.743
2	3.700	X	6.180	=	23.360
TOTAL 15 % SERVICES AREA				=	37.104

LEENU SAHGAL Digitally signed by LEENU SAHGAL Date: 2023.12.13 13:54:52 +05'30'

Sudheer Kumar Digitally signed by Sudheer Kumar DN: cn=Sudheer Kumar, c=IN, o=Personal, Reason: I am the author of this document, Location: Date: 2023.11.28 17:45:00 IST

Lal Singh

AMIT VARMA Digitally signed by AMIT VARMA Date: 2023.11.28 15:21:35 +05'30'

PRAMOD BAHL Digitally signed by PRAMOD BAHL Date: 2023.11.24 17:53:53 +05'30'

VISHAL SHARMA Digitally signed by VISHAL SHARMA Date: 2023.11.24 12:05:24 +05'30'

LEGENDS :-
- F.A.R. AREA
- COUNTED IN 15 % F.A.R AREA
- COUNTED IN G.F.A AREA
- NON F.A.R AREA

NOTE :-
FLOOR NO.- 13TH FLOOR OMITTED FROM FLOOR COUNTING

OWNER SIGN	ARCHITECT SIGN
For Golf Green Mansions Pvt. Ltd.	

OWNER
M/S GOLF GREEN MANSIONS (P) LTD.

SUBMISSION DRAWING

KEYPLAN

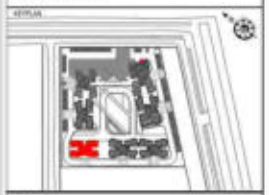

PROJECT
PROPOSED GROUP HOUSING FOR M/S GOLF GREEN MANSIONS (P) LTD. AT PLOT NO: - GH-3A,SECTOR -10 GREATER NOIDA,(U.P.)

DATE	PROJECT INCH.	CHECKED BY
24 - 08 -2023	BALRAJ SINGH	BALRAJ SINGH
SCALE	DRAWN BY	APPROVED BY
1:100	SAHIL GUPTA	VISHAL SHARMA

DRAWING TITLE
TERRACE PLAN & OVERHEAD TANK PLAN (AREA DIAGRAM)

TOWER - C

ARCHITECTS
Confluence
NEW DELHI , INDIA

DRAWING NO.	REVISION
S-38	

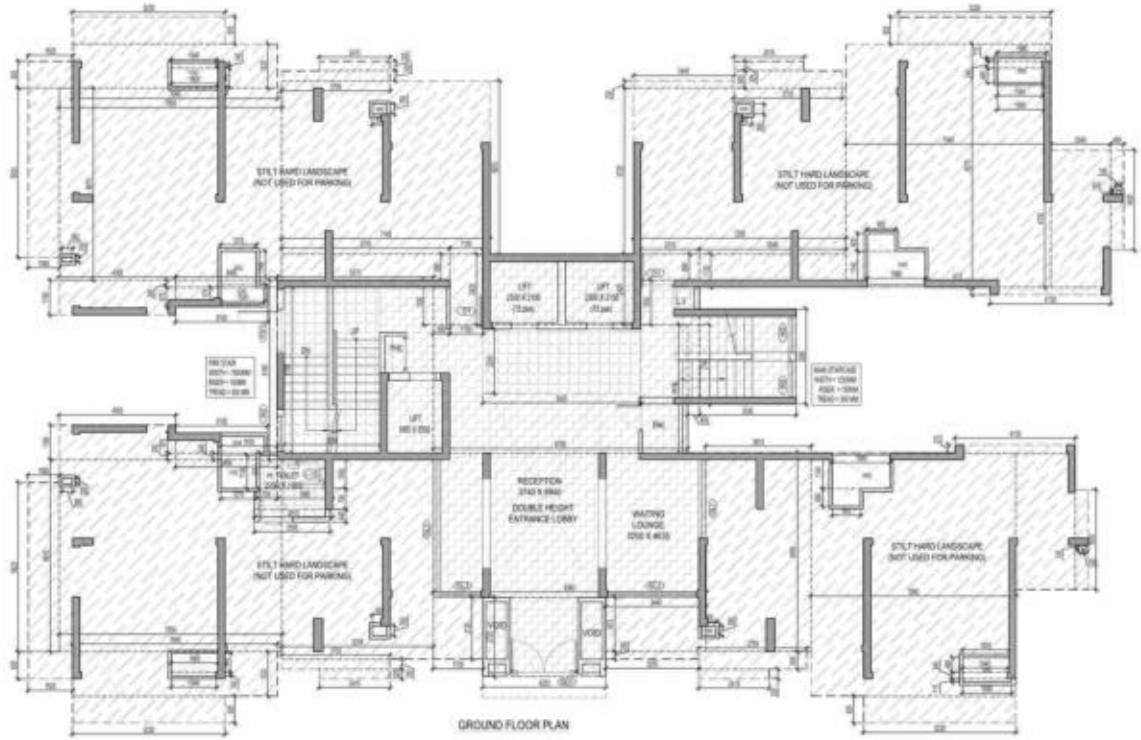

GROUND FLOOR PLAN

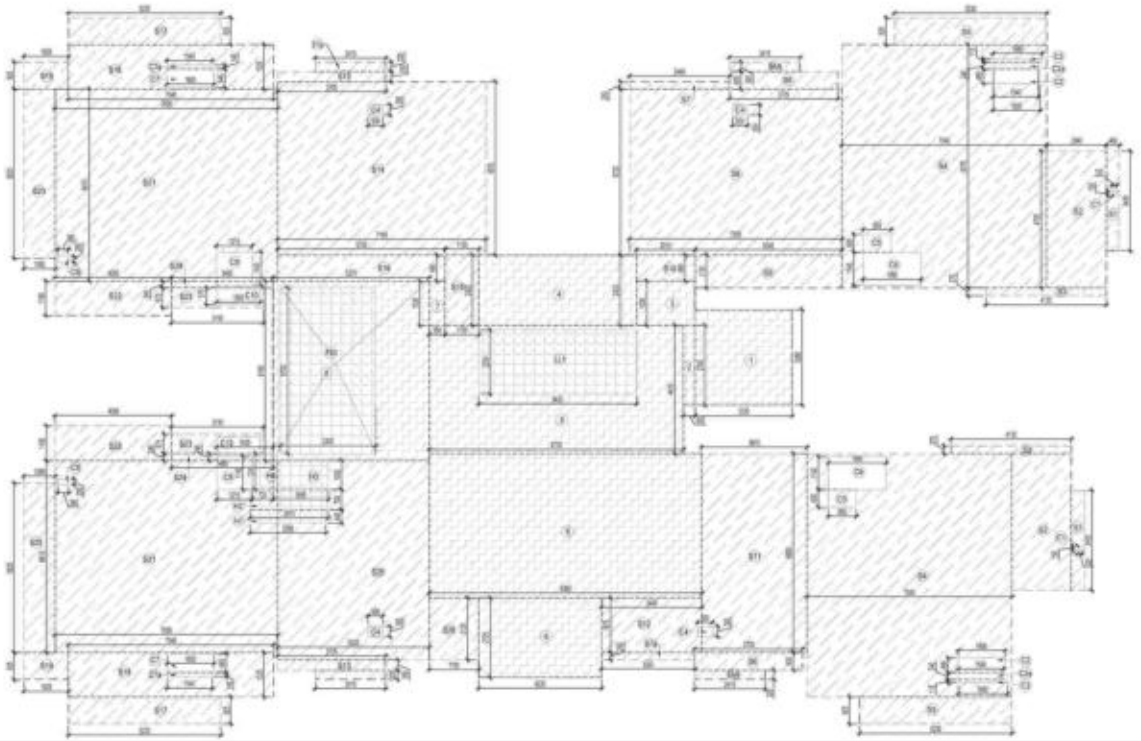

TOTAL GROUND COVERAGE AREA (F.A.R AREA + NON F.A.R AREA + 15% SERVICES AREA)		
PARTICULARS		AREA (SQMT)
F.A.R AREA OF GROUND FLOOR	=	128.000
15% SERVICES AREA OF GROUND FLOOR	=	38.500
NON F.A.R AREA OF GROUND FLOOR	=	243.512
TOTAL GROUND COVERAGE AREA	=	409.612

TOTAL F.A.R. AREA AT GROUND FLOOR PLAN						
S.NO.	PARTICULARS					AREA (SQMT)
F.A.R AREA OF CIRCULATION	1	X	128.000		=	128.000
TOTAL F.A.R AREA					=	128.000

F.A.R COVERED AREA CALCULATION FOR CIRCULATION AREA AT GROUND FLOOR LOBBY						
S.NO.						AREA (SQMT)
1	3.500	X	3.200		=	11.200
2	5.400	X	2.742		=	7.394
3	3.016	X	1.308		=	3.575
4	5.400	X	3.400		=	11.116
5	4.700	X	3.312		=	15.566
6	8.300	X	4.975		=	41.293
7	0.200	X	1.200		=	0.240
8	5.310	X	6.740		=	35.147
9	4.200	X	2.725		=	11.445
TOTAL AREA (A)					=	135.933
AREA SUBTRACTION						
LIT	5.625	X	2.000		=	11.304
FEC	3.600	X	2.700		=	16.610
TOTAL (B)					=	27.714
TOTAL F.A.R AREA = (C = (A - B)) =					=	128.000

AREA CALCULATION TOWARDS 15% SERVICES AREA AT GROUND FLOOR LOBBY						
S.NO.	PARTICULARS					AREA (SQMT)
FIRE TOWER AREA						
FEC	3.600	X	2.700		=	16.610
LIFT LOBBY						
LIT	5.625	X	2.000		=	11.304
HANDICAP TOILET						
H1	2.900	X	0.445		=	1.133
H2	2.970	X	0.710		=	1.884
H3	1.900	X	0.980		=	1.870
H4	0.725	X	1.200		=	0.870
TOTAL CALCULATION TOWARDS 15% SERVICES AREA					=	38.550

NON F.A.R. AREA STILT AT GROUND FLOOR (HARD LANDSCAPE)						
S.NO.	PARTICULARS					AREA (SQMT)
S1	3.460	X	0.430	X	2	= 2.766
S2	2.540	X	4.700	X	2	= 19.164
S3	4.132	X	0.272	X	2	= 2.245
S4	7.540	X	0.375	X	2	= 7.055
S5	5.332	X	0.425	X	1	= 2.265
S6	3.755	X	0.600	X	2	= 4.506
S6A	3.415	X	0.225	X	2	= 1.537
S7	3.440	X	0.270	X	1	= 0.929
S7a	2.350	X	0.250	X	1	= 0.588
S8	7.200	X	5.712		=	41.127
S9	5.545	X	1.130		=	6.261
S10	3.710	X	0.850		=	3.154
S11	3.915	X	6.400		=	24.763
S12	3.440	X	1.375		=	4.730
S13	2.510	X	0.230	X	2	= 2.304
S13A	3.415	X	0.325	X	2	= 2.220
S14	7.145	X	5.970	X	1	= 42.654
S15	1.150	X	2.425		=	2.789
S16	0.750	X	0.600		=	0.450
S17	5.220	X	0.420	X	2	= 4.378
S18	7.240	X	1.025	X	2	= 14.872
S19	1.325	X	0.925	X	2	= 2.451
S20	1.965	X	5.825	X	2	= 22.907
S21	7.970	X	6.610	X	2	= 105.133
S22	4.600	X	1.150	X	2	= 10.580
S23	3.150	X	2.675	X	2	= 16.853
S24	5.665	X	0.340	X	2	= 3.853
S25	5.205	X	0.960		=	5.000
S26	1.150	X	2.125		=	2.444
TOTAL HARD LANDSCAPE STILT AREA					=	407.296
SUBTRACTION						
S.NO.	PARTICULARS					AREA (SQM)
C1	0.150	X	0.150	X	2	= 0.045
C3	1.800	X	2.425	X	2	= 8.730
C3a	1.540	X	0.340	X	2	= 1.047
C4	1.980	X	0.110	X	2	= 0.436
C4	0.500	X	0.350	X	6	= 0.700
C5	0.950	X	0.600	X	2	= 1.140
C6	1.980	X	1.140	X	2	= 4.514
C7	1.600	X	0.600	X	2	= 2.304
C7a	1.540	X	0.140	X	2	= 0.431
C8	0.900	X	0.200	X	2	= 0.360
C9	1.215	X	1.140	X	2	= 2.770
C10	1.500	X	0.575	X	2	= 1.725
C11	0.500	X	0.445		=	1.155
C12	2.475	X	0.700		=	1.879
C13	1.800	X	1.000		=	1.800
C14	0.725	X	1.200		=	0.870
TOTAL AREA D					=	23.084

HARD LANDSCAPE AREA (F+G-E)	=	475.216

TOWER-D					
FLOORS	GROUND COVERAGE	F.A.R. AREA	15% SERVICES AREA	NON F.A.R AREA	HARD LANDSCAPE STILT NON F.A.R AREA
GROUND FLOOR	409.612	128.000	38.550		475.216
1ST FLOOR		428.627	55.105	79.600	
2ND FLOOR		428.209	40.485	110.624	
3RD FLOOR		428.209	40.485	110.624	
4TH FLOOR		428.209	40.485	110.624	
5TH FLOOR		428.209	40.485	110.624	
6TH FLOOR		428.209	40.485	110.624	
7TH FLOOR		428.209	40.485	110.624	
8TH FLOOR		428.209	40.485	110.624	
9TH FLOOR		428.209	40.485	110.624	
10TH FLOOR		428.209	40.485	110.624	
11TH FLOOR		428.209	40.485	110.624	
12TH FLOOR		428.209	40.485	110.624	
13TH FLOOR		428.209	40.485	110.624	
14th FLOOR		428.209	40.485	110.624	
15th FLOOR		428.209	40.485	110.624	
16th FLOOR		428.209	40.485	110.624	
17th FLOOR		428.209	40.485	110.624	
18th FLOOR		428.209	40.485	110.624	
19th FLOOR (Refuge)		428.522	55.423	110.624	
20th FLOOR (Refuge)		428.522	55.423	110.624	
21st FLOOR		428.209	40.485	110.624	
22nd FLOOR		428.209	40.485	110.624	
23rd FLOOR		428.209	40.485	110.624	
24th FLOOR		428.209	40.485	110.624	
25th FLOOR		428.209	40.485	110.624	
26th FLOOR		428.209	40.485	110.624	
27th FLOOR		428.209	40.485	110.624	
28th FLOOR		428.209	40.485	110.624	
29th FLOOR (REFUGE FLOOR)		428.522	55.423	110.624	
TERRACE FLOOR		25.448	34.124		
M.ROOM & OHT LVL			37.164		
TOTAL	409.612	12251.807	1586.775	3071.861	475.216

LEENU SAHGAL Digitally signed by LEENU SAHGAL Date: 2023.12.13 13:57:02 +05'30'

Lal Singh Digitally signed by Lal Singh DN: cn=Lal Singh, o=Bcc-Personal Reason: I am the author of this document Location: Date: 2023-11-30 18:17:08-00

AMIT VARMA Digitally signed by AMIT VARMA Date: 2023.11.28 15:45:07 +05'30'

PRAMOD BAHL Digitally signed by PRAMOD BAHL Date: 2023.11.24 18:17:03 +05'30'

Sudheer Kumar Digitally signed by Sudheer Kumar DN: cn=Sudheer Kumar, o=Bcc-Personal Reason: I am the author of this document Location: Date: 2023-11-30 17:48+05:30'

VISHAL SHARMA Digitally signed by VISHAL SHARMA Date: 2023.11.24 12:12:45 +05'30'

NOTE:-
FLOOR NO.- 13TH FLOOR OMITTED FROM FLOOR COUNTING

DOOR - WINDOW SCHEDULE					
SR. NO.	CODE	DESCRIPTION	SIZE	SILL	LINTEL
01	D1	OPAQUED POLISHED FLUSH DOOR	1200 X 2400	00	2400
02	D2	LAMINATED FLUSH DOOR	1000 X 2200	00	2200
03	D3	LAMINATED FLUSH DOOR	800 X 2200	00	2200
04	SWF	FIXED GLAZING WITH OPENING WITHIN	1600 X 2200	00	2200
05	SD1	SLIDING GLASS DOOR	2700X 2200	00	2200
06	SD2	SLIDING GLASS DOOR	1800 X 2200	00	2200
07	W1	TOILET WINDOW	750 X 1200	900	2200
08	W1	BEDROOM WINDOW	600 X 1200	900	2200
09	FD1	FIRE DOOR	1000 X 2400	00	2400
10	FD2	F.H.C DOOR (FIRE DOOR)	1000 X 2000	100	2400
11	FD3	ELECTRICAL SHAFT DOOR (FIRE DOOR)	900 X 2000	100	2400
12	FD4	L.T. SHAFT DOOR (FIRE DOOR)	750 X 2000	100	2400
13	GD1	GLAZING DOOR	2000 X 2400	00	2400
14	GL1	GLAZING	ASDETAIL		
15	GL2	GLAZING	ASDETAIL		
16	GL3	GLAZING	ASDETAIL		
20	AD	AWNING	1200 X 1000	ASDETAIL	

F.A.R AREA
15 % SERVICES AREA
NON F.A.R AREA
COUNTED IN 1/4 F.A.R AREA
NON F.A.R AREA STILT
AREA FOR ARCHITECTURAL ELEMENTS
AREA FOR GROUND COVERAGE USE ONLY

OWNER SIGN | ARCHITECT SIGN

OWNER
M/S GOLF GREEN MANSIONS (P) LTD.

SUBMISSION DRAWING

KEYPLAN

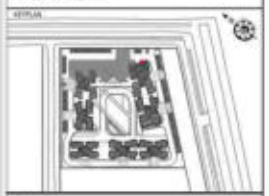

PROJECT
PROPOSED GROUP HOUSING FOR M/S GOLF GREEN MANSIONS (P) LTD. AT PLOT NO: - GH-3A,SECTOR -10 GREATER NOIDA (U.P.)

DATE: 24 - 08 -2023	PROJECT INCH. BALRAJ SINGH	CHECKED BY BALRAJ SINGH
SCALE 1:100	DRAWN BY SAHIL GUPTA	APPROVED BY VISHAL SHARMA

DRAWING TITLE
GROUND FLOOR PLAN AND AREA DIAGRAM

TOWER - D

ARCHITECTS
Confluence
NEW DELHI , INDIA

DRAWING NO. S-40 | REVISION

1st FLOOR PLAN

LEENU SAHGAL Digitally signed by LEENU SAHGAL Date: 2023.12.13 13:57:44 +05'30'

FIRST FLOOR FAR AREA SUMMARY					
ZONE	NO. OF UNITS		SINGLE UNIT AREA		TOTAL UNITS AREA (SQMT.)
F.A.R AREA OF UNIT - 1	1	X	90.295	=	90.295
F.A.R AREA OF UNIT - 1b	1	X	100.432	=	100.432
F.A.R AREA OF UNIT - 2	1	X	99.974	=	99.974
F.A.R AREA OF UNIT - 2a	1	X	99.462	=	99.462
F.A.R AREA OF CIRCULATION	1	X	42.148	=	42.148
TOTAL F.A.R AREA AT SINGLE FLOOR = (A)				=	432.307

TOTAL NON F.A.R AREA AT 1st FLOOR PLAN					
BALCONY AREA					
UNIT -1	24.660	X	1	=	24.660
UNIT -1b	24.188	X	1	=	24.188
UNIT -2	30.752	X	1	=	30.752
UNIT -2a	30.275	X	1	=	30.275
TOTAL NON FAR AREA AT SINGLE FLOOR				=	79.695

AMIT VARMA Digitally signed by AMIT VARMA Date: 2023.11.28 15:53:08 +05'30'

PRAMOD BAHL Digitally signed by PRAMOD BAHL Date: 2023.11.24 16:23:08 +05'30'

VISHAL SHARMA Digitally signed by VISHAL SHARMA Date: 2023.11.24 12:14:29 +05'30'

Lal Singh

Sudheer Kumar

NOTE:-
FLOOR NO.- 13TH FLOOR OMITTED FROM FLOOR COUNTING

OWNER SIGN	ARCHITECT SIGN

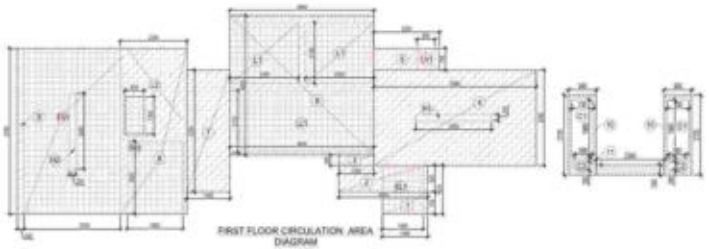

FIRST FLOOR CIRCULATION AREA DIAGRAM

LEGENDS :-
- F.A.R AREA
- COUNTED IN 15 % F.A.R AREA
- COUNTED IN 14 % F.A.R AREA
- NON F.A.R AREA

DOOR - WINDOW SCHEDULE				
SR. NO.	CODE	DESCRIPTION	SIZE	SILL LINTEL
1	D	AMBERWOOD FLUSH DOOR	1200 X 2400	0 / 300
2	D1	LAMINATED FLUSH DOOR	1000 X 2400	0 / 300
3	D1	LAMINATED FLUSH DOOR	1000 X 2400	0 / 300
4	D2	TEAK WOOD DOOR FRAME WITH SHEET	900 X 2400	0 / 300
5	D3	SLIDING GLASS DOOR	2700 X 2400	0 / 300
6	D4	SLIDING GLASS DOOR	1800 X 2400	0 / 300
7	D5	TOILET DOOR	750 X 1800	300 / 300
8	W1	WOODEN WINDOW	1200 X 1200	900 / 300
9	W2	FIXED GLASS	1200 X 1200	900 / 300
10	W3	TOILET WINDOW	600 X 1200	1500 / 300
11	W4	ALUMINIUM SHUTTER WITH FIXED WINDOW	1800 X 1200	900 / 300
12	W5	L.V. SHUTTER WITH FIXED WINDOW	1500 X 1200	900 / 300
13	SD1	SLIDING DOOR	2000 X 2400	0 / 300
14	SH1	SHUTTER		VENTILATED
15	SH2	SHUTTER		VENTILATED
16	SH3	SHUTTER		VENTILATED
17	W6	WINDOW	1200 X 1200	900 / 300

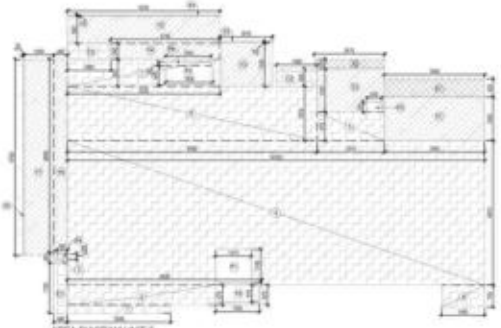

AREA DIAGRAM UNIT-2

F.A.R. COVERED AREA CALCULATION FOR CIRCULATION AREA								
S.NO.	PARTICULARS							AREA (SQMT.)
1	1.800	X	0.150				=	1.170
2	3.300	X	1.500				=	2.300
3	1.200	X	2.100				=	2.420
4	1.800	X	2.300				=	10.512
5	2.250	X	0.750				=	1.688
6	4.640	X	4.875				=	22.727
7	1.500	X	4.250				=	6.375
8	2.300	X	0.750				=	1.898
9	5.300	X	0.750				=	1.988
10	5.600	X	2.125	X	2		=	5.725
11	2.300	X	0.325				=	0.748
TOTAL AREA (A)							=	73.889
AREA SUBTRACTION								
S.L1	1.400	X	1.875				=	2.625
W1	0.915	X	0.250				=	0.229
L.L1	0.600	X	2.100				=	0.630
L.L2	0.900	X	2.100				=	10.605
L1	2.300	X	2.100	X	2		=	9.870
L2	1.800	X	2.600				=	4.750
FHC	0.900	X	1.200				=	0.945
E1	0.700	X	1.000	X	2		=	0.980
E2	0.500	X	0.200	X	2		=	0.400
TOTAL (B)							=	30.941
TOTAL F.A.R AREA (COVERED) = (A - B)							=	42.948

COVERED AREA CALCULATION TOWARDS 15% SERVICES AREA								
S.NO.	PARTICULARS							AREA (SQMT.)
FIRE TOWER AREA								
F02	2.300	X	2.750				=	15.515
AREA SUBTRACTION								
F02	0.200	X	0.900				=	0.162
FIRE STAIRCASE AREA								
							=	12.350
LIFT LOBBY								
L.L1	0.900	X	2.100				=	10.605
L1	2.300	X	2.100	X	2		=	9.870
L2	1.800	X	2.600				=	4.750
FHC SHAFT								
FHC	0.900	X	1.200				=	0.945
ELECTRICAL SHAFT								
ELS1	1.400	X	1.875				=	2.625
ELS2	0.600	X	0.750				=	0.450
TOTAL COVERED AREA 15% SERVICES AREA (B)							=	47.541

UNIT AREA CALCULATION 15% SERVICES F.A.R AREA						
FOR BOARD						
Unit-1 Balcony F.A.R	1.800	X	1	=	1.800	
Unit-1b Balcony F.A.R	1.800	X	1	=	1.800	
Unit-2 Balcony F.A.R	2.432	X	1	=	2.432	
Unit-2a Balcony F.A.R	2.432	X	1	=	2.432	
TOTAL UNIT AREA CALCULATION 15% SERVICES F.A.R (B)				=	8.464	
TOTAL 15% SERVICES F.A.R AREA F.T (A + B)				=	55.995	

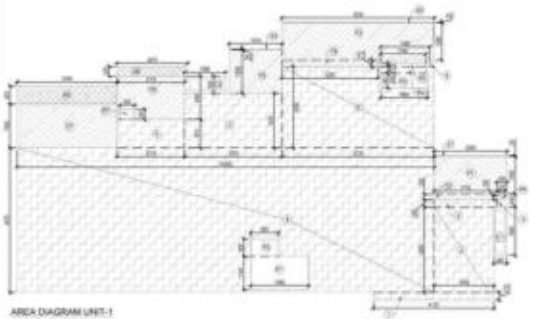

AREA DIAGRAM UNIT-1

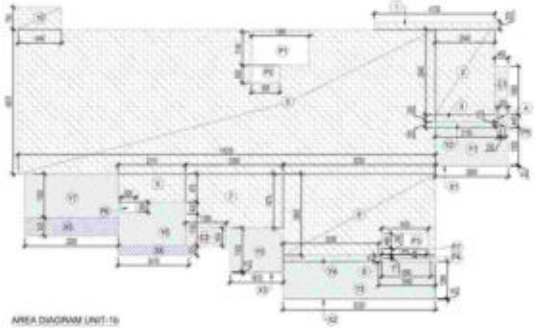

AREA DIAGRAM UNIT-1b

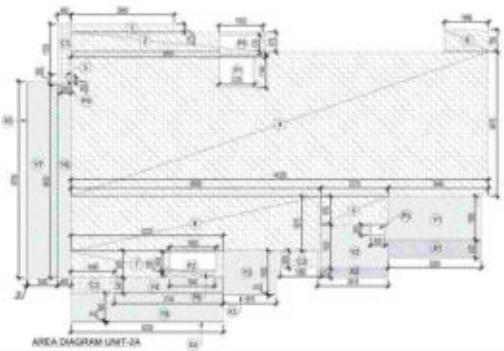

AREA DIAGRAM UNIT-2A

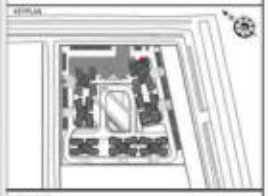

OWNER: M/S GOLF GREEN MANSIONS (P) LTD.

SUBMISSION DRAWING

PROJECT: PROPOSED GROUP HOUSING FOR M/S GOLF GREEN MANSIONS (P) LTD. AT PLOT NO: - GH-3A,SECTOR -10 GREATER NOIDA,(U.P.)

DATE	PROJECT INCH.	CHECKED BY
24 - 08 -2023	BALRAJ SINGH	BALRAJ SINGH
SCALE	DRAWN BY	APPROVED BY
1:100	SAHIL GUPTA	VISHAL SHARMA

DRAWING TITLE: 1st FLOOR PLAN

TOWER - D

ARCHITECTS: Confluence, NEW DELHI , INDIA

DRAWING NO. S41 | REVISION

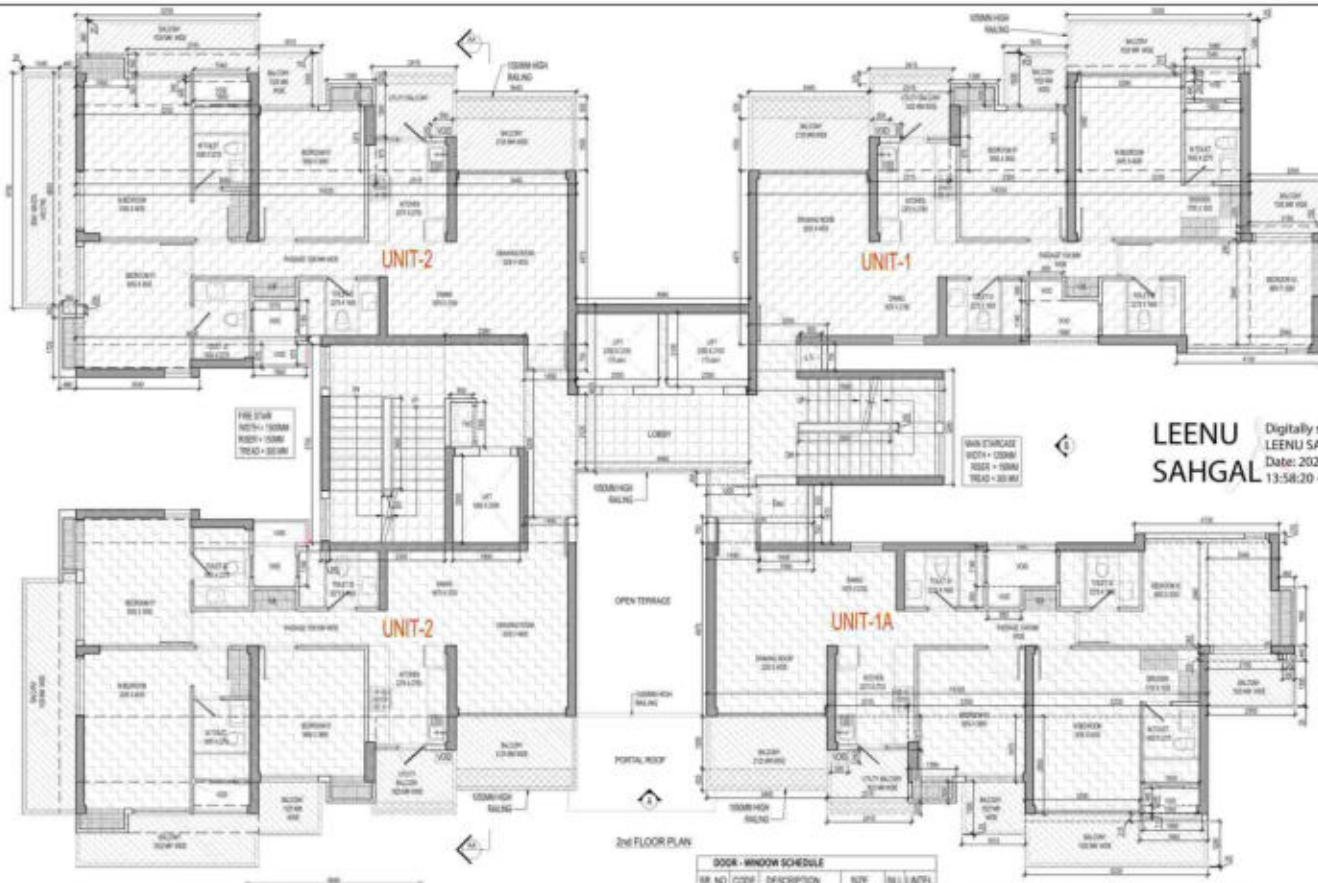

2nd FLOOR PLAN

NOTE:- FLOOR NO:- 13TH FLOOR OMITTED FROM FLOOR COUNTING

DOOR - WINDOW SCHEDULE					
SR. NO.	CODE	DESCRIPTION	SIZE	SILL	LINTEL
01	D1	SEMI-GLAZED PVC FLUSH DOOR	1250 X 2400	00	2400
02	D2	LAMINATED FLUSH DOOR	1000 X 2200	00	2200
03	D3	LAMINATED FLUSH DOOR	900 X 2200	00	2200
04	D4A	PVC GLAZING WITH OPENING IN KITCHEN	1400 X 2200	00	2200
05	D5	SLIDING GLASS DOOR	2700X 2200	00	2200
06	D6	SLIDING GLASS DOOR	4000 X 2200	00	2200
07	TW1	TOILET WINDOW	750 X 1000	900	2200
08	W1	BEDROOM WINDOW	1000 X 1200	900	2200
09	D7A	FIRE DOOR	1000 X 2400	00	2400
10	FD2	T-A DOOR (FIRE DOOR)	1000 X 2200	150	2400
11	FD3	ELECTRICAL SHAFT DOOR (FIRE DOOR)	900 X 2200	150	2400
12	FD4	LIV SHAFT DOOR (FIRE DOOR)	750 X 2200	150	2400
13	D8A	SLIDING DOOR	2000 X 2400	00	2400
14	SL1	GLAZING	ADDETAIL		
15	SL2	GLAZING	ADDETAIL		
16	SL3	GLAZING	ADDETAIL		
17	W2	WINDOW	1000 X 1400	ADDETAIL	

SECOND FLOOR FAR AREA SUMMARY					
S.NO.	NO. OF UNITS		SINGLE UNIT AREA		TOTAL UNITS AREA (SQMT)
F.A.R AREA OF UNIT - 1	1	X	99.285	=	99.285
F.A.R AREA OF UNIT - 1A	1	X	100.402	=	100.402
F.A.R AREA OF UNIT - 2	2	X	98.515	=	197.030
F.A.R AREA OF CIRCULATION	1	X	39.480	=	39.480
TOTAL F.A.R AREA AT SINGLE FLOOR = (A)				=	436.196

TOTAL NON F.A.R. AREA AT 2ND FLOOR PLAN					
BALCONY AREA					
UNIT - 1	24.600	X	1	=	24.600
UNIT -1a	24.600	X	1	=	24.600
UNIT - 2	20.762	X	2	=	41.523
TOTAL NON FAR AREA AT SINGLE FLOOR				=	110.723

F.A.R. COVERED AREA CALCULATION FOR UNIT - 1							
S.NO.	PARTICULARS						AREA (SQMT)
COVERED AREA							
1	4.750	X	0.375			=	1.781
2	2.000	X	1.950			=	3.900
3	2.150	X	4.600			=	9.890
4	2.150	X	2.400			=	5.160
5	16.125	X	4.575			=	73.747
6	2.150	X	0.575			=	1.236
7	2.150	X	0.575			=	1.236
8	1.350	X	0.575			=	0.776
9	1.350	X	0.575			=	0.776
10	1.350	X	0.575			=	0.776

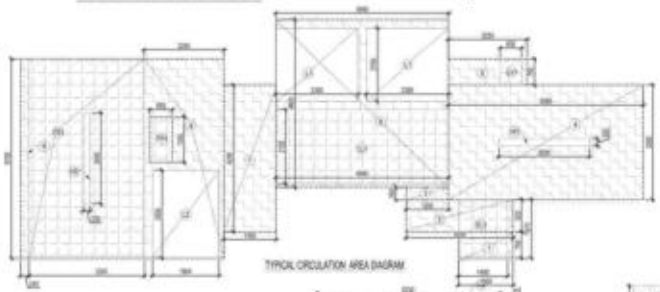

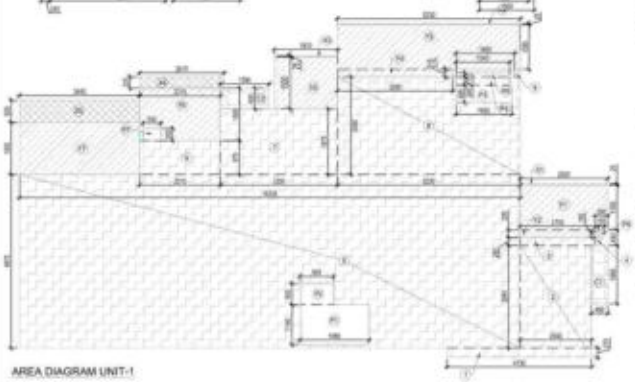

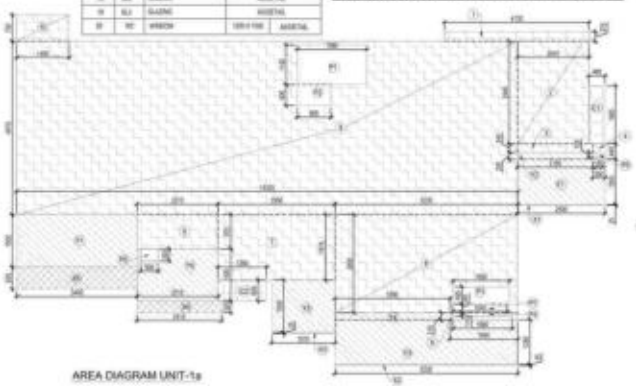

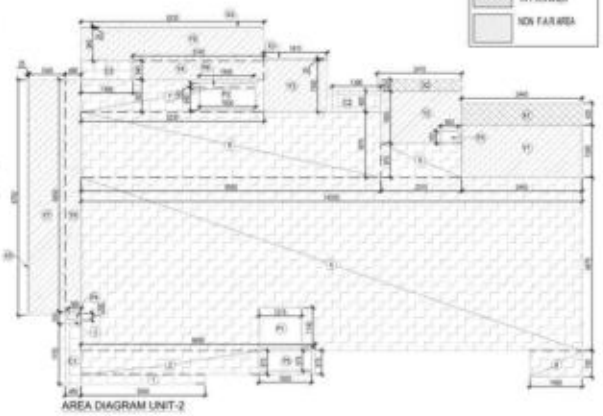

LEENU SAHGAL

Digitally signed by LEENU SAHGAL
Date: 2023.12.13 13:58:57 +05'30'

Sudheer Kumar

Digitally signed by Sudheer Kumar
DN: cn=Sudheer Kumar, o=Re Professional, Reason: I am the author of this document
Location:
Date: 2023.11.30 11:46:05.30

Lal Singh

AMIT VARMA

Digitally signed by AMIT VARMA
Date: 2023.11.28 16:09:42 +05'30'

PRAMOD BAHL

Digitally signed by PRAMOD BAHL
Date: 2023.11.24 18:34:47 +05'30'

VISHAL SHARMA

Digitally signed by VISHAL SHARMA
Date: 2023.11.24 12:18:37 +05'30'

F.A.R. COVERED AREA CALCULATION FOR UNIT - 1							
S.NO.	PARTICULARS						AREA (SQMT)
COVERED AREA							
1	4.750	X	0.375			=	1.781
2	2.000	X	1.980			=	3.960
3	2.180	X	4.680			=	10.202
4	2.180	X	2.080			=	4.534
5	16.125	X	4.575			=	73.747
6	2.150	X	0.675			=	1.451
7	2.150	X	1.975			=	4.246
8	2.150	X	1.975			=	4.246
9	2.150	X	1.975			=	4.246
10	1.500	X	0.150			=	0.225
11	1.500	X	0.150			=	0.225
TOTAL AREA = (A)						=	113.898
BALCONY 1A AREA							
B1	2.100	X	0.500			=	1.050
B2	2.100	X	0.500			=	1.050
B3	1.400	X	0.500			=	0.700
B4	1.400	X	0.500			=	0.700
B5	1.400	X	0.500			=	0.700
TOTAL BALCONY AREA						=	5.170
TOTAL BALCONY 1A AREA (B)						=	2.790
SUBTRACTION AREA							
S1	1.500	X	1.500			=	2.250
S2	1.500	X	1.500			=	2.250
S3	1.500	X	1.500			=	2.250
S4	1.500	X	1.500			=	2.250
S5	1.500	X	1.500			=	2.250
S6	1.500	X	1.500			=	2.250
TOTAL SUBTRACTION AREA = (C)						=	4.284
TOTAL UNIT-1 F.A.R. AREA (D)= (A+B+C)						=	114.404
NON F.A.R AREA OF BALCONY							
T1	2.100	X	1.500			=	3.150
T2	2.100	X	1.500			=	3.150
T3	1.500	X	1.500			=	2.250
T4	1.500	X	1.500			=	2.250
T5	1.500	X	1.500			=	2.250
T6	2.100	X	1.500			=	3.150
T7	2.100	X	1.500			=	3.150
TOTAL AREA						=	22.450
SUBTRACTION AREA							
ST	2.500	X	1.500			=	3.750
TOTAL NON F.A.R AREA						=	22.500
BALCONY 3A AREA = (3.170-3.750)						=	2.580
TOTAL BALCONY NON F.A.R. AREA = (E)						=	25.080
15% SERVICES AREA OF UNIT-1							
S1	1.400	X	1.500			=	2.100
S2	1.400	X	1.500			=	2.100
TOTAL 15% SERVICES AREA OF UNIT (F)						=	4.200
COVERAGE AREA FOR UNIT = (D+E+F) =							
1	TOTAL UNIT F.A.R. AREA (D)					=	114.404
2	NON F.A.R AREA OF UNIT (E)					=	25.080
3	15% SERVICES AREA OF UNIT (F)					=	4.200
TOTAL UNIT-1 COVERAGE AREA						=	143.684

F.A.R. COVERED AREA CALCULATION FOR UNIT - 1a							
S.NO.	PARTICULARS						AREA (SQMT)
COVERED AREA							
1	4.750	X	0.375			=	1.781
2	2.180	X	1.980			=	4.316
3	2.180	X	4.680			=	10.202
4	2.180	X	2.080			=	4.534
5	16.125	X	4.575			=	73.747
6	2.150	X	0.675			=	1.451
7	2.150	X	1.975			=	4.246
8	2.150	X	1.975			=	4.246
9	2.150	X	1.975			=	4.246
10	1.500	X	0.150			=	0.225
11	1.500	X	0.150			=	0.225
TOTAL AREA = (A)						=	113.015
BALCONY 3A AREA							
B1	2.100	X	0.500			=	1.050
B2	2.100	X	0.500			=	1.050
B3	1.400	X	0.500			=	0.700
B4	2.100	X	0.500			=	1.050
B5	2.100	X	0.500			=	1.050
TOTAL BALCONY AREA						=	5.500
TOTAL BALCONY 1A AREA (B)						=	2.750
SUBTRACTION AREA							
S1	1.500	X	1.500			=	2.250
S2	1.500	X	1.500			=	2.250
S3	1.400	X	1.500			=	2.100
S4	1.500	X	1.500			=	2.250
S5	1.500	X	1.500			=	2.250
S6	1.500	X	1.500			=	2.250
TOTAL SUBTRACTION AREA = (C)						=	4.284
TOTAL UNIT 1A F.A.R. AREA (D)= (A+B+C)						=	109.481
NON F.A.R AREA OF BALCONY							
T1	2.100	X	1.500			=	3.150
T2	2.100	X	1.500			=	3.150
T3	2.100	X	1.500			=	3.150
T4	2.100	X	1.500			=	3.150
T5	2.100	X	1.500			=	3.150
T6	2.100	X	1.500			=	3.150
T7	2.100	X	1.500			=	3.150
TOTAL AREA						=	22.050
SUBTRACTION AREA							
ST	2.500	X	1.500			=	3.750
TOTAL NON F.A.R AREA						=	22.050
BALCONY 3A AREA = (3.170-3.750)						=	2.580
TOTAL BALCONY NON F.A.R. AREA = (E)						=	24.630
15% SERVICES AREA OF UNIT-1							
S1	1.400	X	1.500			=	2.100
S2	1.400	X	1.500			=	2.100
TOTAL 15% SERVICES AREA OF UNIT (F)						=	4.200
COVERAGE AREA FOR UNIT = (D+E+F) =							
1	TOTAL UNIT F.A.R. AREA (D)					=	109.481
2	NON F.A.R AREA OF UNIT (E)					=	24.630
3	15% SERVICES AREA OF UNIT (F)					=	4.200
TOTAL UNIT 1A COVERAGE AREA						=	138.311

F.A.R. COVERED AREA CALCULATION FOR UNIT - 2							
S.NO.	PARTICULARS						AREA (SQMT)
COVERED AREA							
1	1.245	X	0.375			=	0.470
2	2.000	X	0.375			=	0.750
3	5.000	X	0.375			=	1.875
4	16.125	X	4.575			=	73.747
5	2.150	X	0.675			=	1.451
6	2.150	X	1.975			=	4.246
7	2.150	X	1.975			=	4.246
8	2.150	X	1.975			=	4.246
9	1.500	X	0.150			=	0.225
10	1.500	X	0.150			=	0.225
TOTAL AREA = (A)						=	101.207
BALCONY 1A AREA							
B1	2.100	X	0.500			=	1.050
B2	2.100	X	0.500			=	1.050
B3	1.400	X	0.500			=	0.700
B4	2.100	X	0.500			=	1.050
B5	2.100	X	0.500			=	1.050
TOTAL BALCONY AREA						=	5.500
TOTAL BALCONY 1A AREA (B)						=	2.750
SUBTRACTION AREA							
S1	1.500	X	1.500			=	2.250
S2	1.500	X	1.500			=	2.250
S3	1.500	X	1.500			=	2.250
S4	1.500	X	1.500			=	2.250
S5	1.500	X	1.500			=	2.250
S6	1.500	X	1.500			=	2.250
TOTAL SUBTRACTION AREA = (C)						=	3.947
TOTAL UNIT 2 F.A.R AREA (D)= (A+B+C)						=	96.010
NON F.A.R AREA OF BALCONY							
T1	2.100	X	1.500			=	3.150
T2	2.100	X	1.500			=	3.150
T3	1.500	X	1.500			=	2.250
T4	2.100	X	1.500			=	3.150
T5	2.100	X	1.500			=	3.150
T6	2.100	X	1.500			=	3.150
T7	2.100	X	1.500			=	3.150
TOTAL AREA						=	22.450
SUBTRACTION AREA							
ST	2.500	X	1.500			=	3.750
TOTAL NON F.A.R AREA						=	22.450
BALCONY 3A AREA = (3.170-3.750)						=	2.580
TOTAL BALCONY NON F.A.R. AREA = (E)						=	24.030
15% SERVICES AREA OF UNIT-2							
S1	1.400	X	1.500			=	2.100
S2	1.400	X	1.500			=	2.100
TOTAL 15% SERVICES AREA OF UNIT (F)						=	4.200
COVERAGE AREA FOR UNIT = (D+E+F) =							
1	TOTAL UNIT F.A.R. AREA (D)					=	96.010
2	NON F.A.R AREA OF UNIT (E)					=	24.030
3	15% SERVICES AREA OF UNIT (F)					=	4.200
TOTAL UNIT 2 COVERAGE AREA						=	124.240

F.A.R. COVERED AREA CALCULATION FOR CIRCULATION AREA							
S.NO.	PARTICULARS						AREA (SQMT)
1	1.500	X	0.750			=	1.125
2	3.050	X	0.925			=	2.821
3	1.200	X	0.350			=	0.420
4	5.500	X	2.250			=	16.303
5	2.200	X	0.750			=	1.650
6	4.940	X	4.800			=	23.707
7	1.400	X	0.200			=	0.280
8	2.300	X	1.750			=	4.025
9	2.300	X	0.700			=	1.610
TOTAL AREA (A)						=	52.751
AREA SUBTRACTION							
SL1	1.400	X	1.675			=	2.345
ST	2.800	X	0.350			=	0.980
LT1	0.500	X	0.750			=	0.400
SL2	4.940	X	2.125			=	10.498
L1	2.350	X	2.100	X	2	=	9.870
L2	1.600	X	2.350			=	4.700
EL1	0.600	X	1.200			=	0.540
TOTAL (B)						=	28.271
TOTAL F.A.R AREA CORRIDOR C = (A - B)						=	24.480

CORRIDOR AREA CALCULATION TOWARDS 15% SERVICES AREA							
S.NO.	PARTICULARS						AREA (SQMT)
FIRE TOWER AREA							
FT1	3.200	X	0.750			=	16.010
AREA SUBTRACTION							
H2	0.250	X	2.400			=	0.510
FIRE STAIRCASE AREA						=	15.500
LIFT LOBBY							
LL1	4.940	X	2.125			=	10.498
FIRE SHAFT							
FS1	0.800	X	1.200			=	0.960
ELECTRICAL SHAFT							
EL1	1.400	X	1.675			=	2.345
LT1	0.500	X	0.750			=	0.400
TOTAL CORRIDOR AREA 15% SERVICES AREA (A)						=	32.621
UNIT AREA CALCULATION 15% SERVICES F.A.R AREA							
CORE BOARD							
Unit-1 Service F.A.R	1.800	X	1			=	1.800
Unit-1a Service F.A.R	1.800	X	1			=	1.800
Unit-2 Service F.A.R	2.422	X	2			=	4.844
TOTAL UNIT AREA CALCULATION 15% SERVICES F.A.R (B)						=	8.244
TOTAL 15% SERVICES F.A.R AREA = (A + B)						=	40.865

DOOR - WINDOW SCHEDULE					
SR. NO.	CODE	DESCRIPTION	SIZE	SILL	LINTEL
01	D1	VENEERED POLISHED FLUSH DOOR	1200 X 2400	00	2400
02	D2	LAMINATED FLUSH DOOR	1000 X 2250	00	2250
03	D3	LAMINATED FLUSH DOOR	800 X 2250	00	2250
04	D4	FIXED GLAZING WITH OPENING AT DOWN	1400 X 2250	00	2250
05	D5	SLIDING GLASS DOOR	2700X 2250	00	2250
06	D6	SLIDING GLASS DOOR	1800 X 2250	00	2250
07	TW1	TOILET WINDOW	750 X 1200	900	2250
08	W1	WORDEN WINDOW	900 X 1200	900	2250
09	FD1	FIRE DOOR	1000 X 2400	00	2400
10	FD2	FIRE DOOR (FIRE DOOR)	1000 X 2400	100	2400
11	FD3	ELECTRICAL SHAFT DOOR (FIRE DOOR)	800 X 2400	100	2400
12	FD4	L.V. SHAFT DOOR (FIRE DOOR)	750 X 2400	100	2400
13	SD1	SLIDING DOOR	2000 X 2400	00	2400
14	SL1	SLIDING	AS PER FIELD		
15	SL2	SLIDING	AS PER FIELD		
16	SL3	SLIDING	AS PER FIELD		
17	W2	WINDOW	1200 X 1500	AS PER FIELD	

TYPICAL FLOOR FAR AREA SUMMARY (3rd TO 18th AND 21st TO 28th					
S.NO.	NO. OF UNITS		SINGLE UNIT AREA		TOTAL UNITS AREA (SQMT)
F.A.R AREA OF UNIT - 1	1	X	99.285	=	99.285
F.A.R AREA OF UNIT - 1A	1	X	100.402	=	100.402
F.A.R AREA OF UNIT - 2	2	X	98.515	=	197.030
F.A.R AREA OF CIRCULATION	1	X	39.480	=	39.480
TOTAL F.A.R AREA AT SINGLE FLOOR = (A)				=	436.196

TOTAL NON F.A.R. AREA AT TYPICAL FLOOR PLAN (3RD TO 18th AND 21st TO 28th FLOOR)					
BALCONY AREA					
UNIT -1	24.660	X	1	=	24.660
UNIT -1a	24.660	X	1	=	24.660
UNIT -2	20.752	X	2	=	41.503
TOTAL NON F.A.R AREA AT SINGLE FLOOR				=	110.824

LEGENDS :-

- F.A.R AREA
- COUNTED IN 15% F.A.R AREA
- COUNTED IN 1st F.A.R AREA
- NON F.A.R AREA

NOTE:-
FLOOR NO.- 13TH FLOOR
FROM FLOOR COUNTING

OWNER SIGN

ARCHITECT SIGN

OWNER
M/S GOLF GREEN MANSIONS (P) LTD.

SUBMISSION DRAWING

KEYPLAN

PROJECT
PROPOSED GROUP HOUSING FOR M/S GOLF GREEN MANSIONS (P) LTD. AT PLOT NO: - GH-3A,SECTOR -10 GREATER NOIDA,(U.P.)

DATE	PROJECT INCH.	CHECKED BY
24 - 08 -2023	BALRAJ SINGH	BALRAJ SINGH
SCALE	DRAWN BY	APPROVED BY
1:100	SAHIL GUPTA	VISHAL SHARMA

DRAWING TITLE
TYPICAL FLOOR PLAN
(3rd TO 18th AND 21stTO 28th FLOOR)

TOWER - D

ARCHITECTS
Confluence
NEW DELHI , INDIA

DRAWING NO. S-43

REVISION

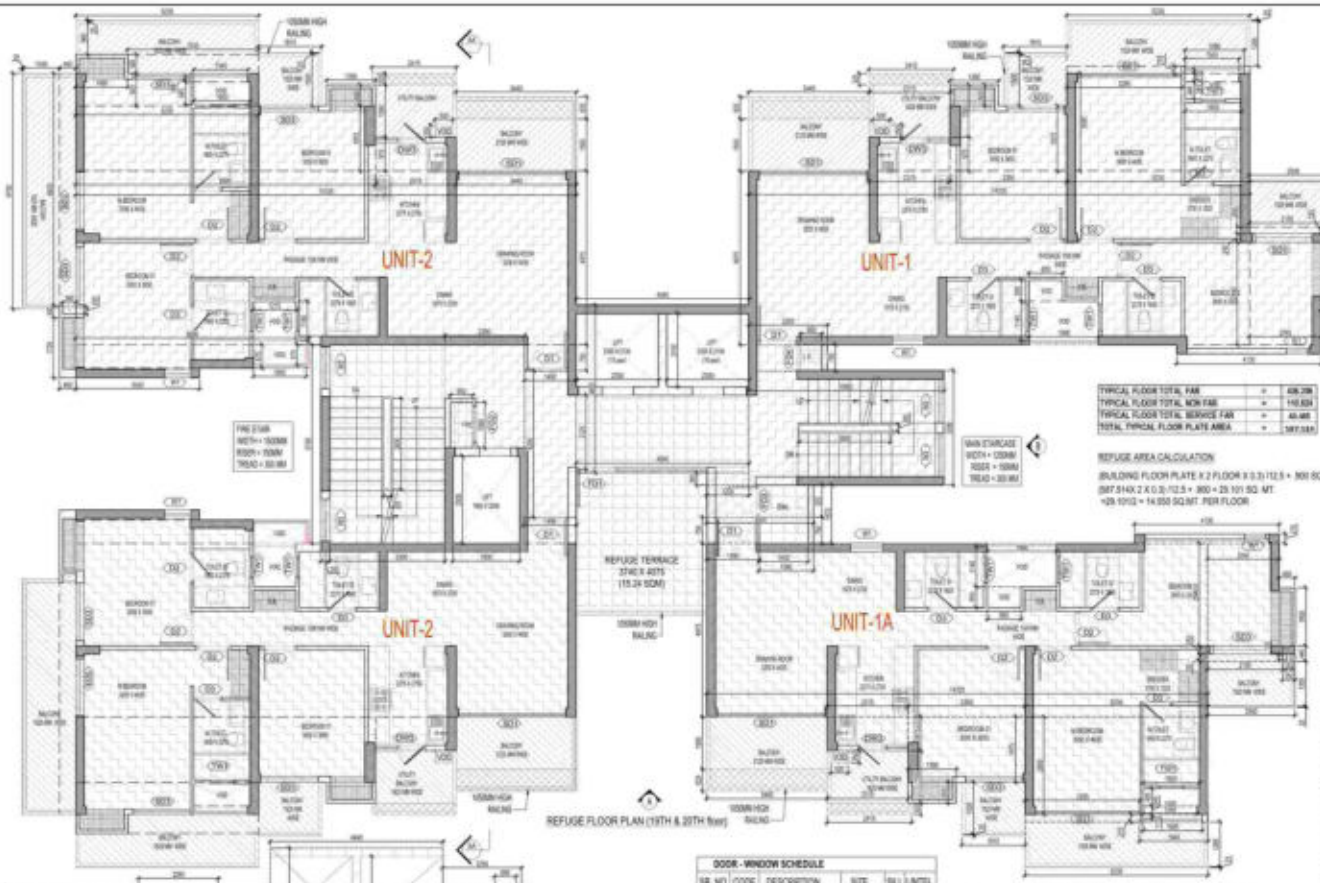

TYPICAL FLOOR TOTAL FAR	=	438.298
TYPICAL FLOOR TOTAL NON FAR	=	110.624
TYPICAL FLOOR TOTAL SERVICE FAR	=	40.485
TOTAL TYPICAL FLOOR PLATE AREA	=	597.555

REFUGE AREA CALCULATION

(BUILDING FLOOR PLATE X 2 FLOOR X 0.3) / 12.5 = 900 SQ.MT. FOR SPEC. ABLED)
(597.514X 2 X 0.3) /12.5 = 900 = 28.101 SQ. MT.
=28.101/2 = 14.050 SQ.MT. PER FLOOR

DOOR - WINDOW SCHEDULE					
SR. NO.	CODE	DESCRIPTION	SIZE	SILL	LINTEL
01	D1	VENEERED POLISHED FLUSH DOOR	1200 X 2400	00	2400
02	D2	LAMINATED FLUSH DOOR	1000 X 2250	00	2250
03	D3	LAMINATED FLUSH DOOR	900 X 2250	00	2250
04	D4A	FIXED GLAZING WITH OPENING AUTOWIN	1400 X 2300	00	2300
05	D5A	SLIDING GLASS DOOR	2700X 2250	00	2250
06	D6	SLIDING GLASS DOOR	1800 X 2250	00	2250
07	TW1	TOILET WINDOW	750 X 1050	900	2250
08	W1	BEDROOM WINDOW	1500 X 1500	900	2250
09	FD1	FIRE DOOR	1000 X 2400	00	2400
10	FD2	FIRE DOOR (FIRE DOOR)	1000 X 2300	100	2400
11	FD3	ELECTRICAL SHAFT DOOR (FIRE DOOR)	800 X 2300	100	2400
12	FD4	LIV SHAFT DOOR (FIRE DOOR)	750 X 2300	100	2400
13	SD1	SLIDING DOOR	2000 X 2400	00	2400
14	SL1	SLIDING	AUTOSTAL		
15	SL2	SLIDING	AUTOSTAL		
16	SL3	SLIDING	AUTOSTAL		
17	W2	WINDOW	1200 X 1100	AUSTAL	

19th & 20th FLOOR FAR AREA SUMMARY					
S.NO.	NO. OF UNITS		SINGLE UNIT AREA		TOTAL UNITS AREA (SQ.MT)
F.A.R AREA OF UNIT - 1	1	X	98.280	=	98.280
F.A.R AREA OF UNIT - 1A	1	X	102.402	=	102.402
F.A.R AREA OF UNIT - 2	2	X	88.518	=	177.036
F.A.R AREA OF CIRCULATION	1	X	28.777	=	28.777
TOTAL F.A.R AREA AT SINGLE FLOOR = (A)				=	406.495

TOTAL NON F.A.R. AREA AT REFUGE FLOOR PLAN (19th to 20th)					
BALCONY AREA					
UNIT - 1	24.660	X	1	=	24.660
UNIT - 1a	24.660	X	1	=	24.660
UNIT - 2	30.752	X	2	=	61.503
TOTAL NON FAR AREA AT SINGLE FLOOR				=	110.824

LEENU SAHGAL — Digitally signed by LEENU SAHGAL Date: 2023.12.13 13:59:36 +05'30'

Sudheer Kumar — Digitally signed by Sudheer Kumar DN: cn=Sudheer Kumar, o=NA, ou=Personal Student, l=Jaipur, st=Rajasthan, c=IN, email=sudheer.kumar@gmail.com, location=Jaipur Date: 2023.11.28 17:46:00 +05'30'

Lal Singh — Digitally signed by Lal Singh Date: 2023.11.28 17:46:00 +05'30'

AMIT VARMA — Digitally signed by AMIT VARMA Date: 2023.11.28 16:17:54 +05'30'

PRAMOD BAHL — Digitally signed by PRAMOD BAHL Date: 2023.11.24 18:41:43 +05'30'

VISHAL SHARMA — Digitally signed by VISHAL SHARMA Date: 2023.11.24 12:20:53 +05'30'

F.A.R. COVERED AREA CALCULATION FOR CIRCULATION AREA							
S.NO.	PARTICULARS						AREA (SQMT)
1	1.500	X	2.750			=	4.125
2	2.000	X	3.825			=	7.650
3	1.200	X	3.300			=	3.960
4	3.500	X	3.300			=	11.550
5	3.200	X	2.750			=	8.800
6	4.040	X	4.925			=	20.707
7	1.400	X	4.925			=	6.895
8	2.250	X	5.750			=	12.938
9	3.300	X	5.750			=	18.975
TOTAL AREA (A)						=	93.793
AREA SUBTRACTION							
G1	1.400	X	1.875			=	2.625
G1	2.600	X	2.250			=	5.850
L1	3.600	X	1.750			=	6.300
L1	4.640	X	1.300			=	12.032
L2	3.200	X	2.100	X	2	=	6.720
L2	1.600	X	2.100			=	3.360
FD1	2.000	X	1.800			=	3.600
TOTAL (B)						=	20.515
TOTAL F.A.R AREA CORRIDOR (= A - B)						=	73.277

CORRIDOR AREA CALCULATION TOWARDS 15% SERVICES AREA							
S.NO.	PARTICULARS						AREA (SQMT)
FIRE TOWER AREA							
FT1	3.300	X	3.750			=	12.375
AREA SUBTRACTION							
H2	3.300	X	2.500			=	8.250
FIRE STAIRCASE AREA						=	20.625
LIFT LOBBY							
L1	4.340	X	2.500			=	10.850
FIRE SHAFT							
FS1	3.300	X	1.900			=	6.270
ELECTRICAL SHAFT							
EL1	1.400	X	1.875			=	2.625
LV1	2.000	X	2.750			=	5.500
REFUGE TERRACE							
R1	2.740	X	4.275			=	11.711
TOTAL CORRIDOR AREA 15% SERVICES AREA (A)						=	67.781
UNIT AREA CALCULATION 15% SERVICES F.A.R AREA							
CUB BOARD							
UNIT 1(Area F.A.R)	1.800	X	1			=	1.800
UNIT 1A (Area F.A.R)	1.800	X	1			=	1.800
UNIT 2 (Area F.A.R)	3.402	X	2			=	6.804
TOTAL UNIT AREA CALCULATION 15% SERVICES F.A.R (B)						=	9.904
TOTAL 15% SERVICES F.A.R AREA = (C - A + B)						=	10.428

F.A.R. COVERED AREA CALCULATION FOR UNIT - 1							
S.NO.	PARTICULARS						AREA (SQMT)
COVERED AREA							
1	4.750	X	5.875			=	27.906
2	2.000	X	1.900			=	3.800
3	2.150	X	4.000			=	8.600
4	2.150	X	2.400			=	5.160
5	14.125	X	4.625			=	65.347
6	2.150	X	4.625			=	9.944
7	1.200	X	2.400			=	2.880
8	1.200	X	1.200			=	1.440
9	1.200	X	0.900			=	1.080
10	1.400	X	0.775			=	1.085
TOTAL AREA = (A)						=	152.898
BALCONY 1A AREA							
B1	2.500	X	0.600			=	1.500
B2	2.500	X	0.600			=	1.500
B3	1.400	X	0.600			=	0.840
B4	2.400	X	0.600			=	1.440
TOTAL BALCONY AREA						=	5.280
TOTAL BALCONY 1A AREA (B)						=	5.280
SUBTRACTION AREA							
S1	1.100	X	1.100			=	1.210
S2	1.000	X	1.000			=	1.000
S3	1.000	X	1.000			=	1.000
S4	1.000	X	1.000			=	1.000
S5	1.000	X	1.000			=	1.000
S6	2.000	X	1.000			=	2.000
S7	1.000	X	1.000			=	1.000
S8	1.000	X	1.000			=	1.000
TOTAL SUBTRACTION AREA = (C)						=	9.210
TOTAL UNIT 1 F.A.R. AREA (D= (A+B-C))						=	148.968
NON F.A.R AREA OF BALCONY							
T1	2.750	X	1.200			=	3.300
T2	2.750	X	1.200			=	3.300
T3	1.200	X	1.200			=	1.440
T4	1.200	X	1.200			=	1.440
T5	1.200	X	1.200			=	1.440
T6	1.200	X	1.200			=	1.440
T7	1.200	X	1.200			=	1.440
T8	1.200	X	1.200			=	1.440
TOTAL AREA						=	13.440
SUBTRACTION AREA							
W1	0.500	X	0.500			=	0.250
TOTAL NON F.A.R AREA						=	13.190
BALCONY 3A AREA = (0.175 X 0.750)						=	2.380
TOTAL BALCONY NON F.A.R. AREA = (E)						=	15.690
15 % SERVICES AREA OF UNIT 1							
T1	1.400	X	0.500			=	0.700
T2	1.400	X	0.500			=	0.700
TOTAL 15% SERVICES AREA OF UNIT (F)						=	1.400
COVERAGE AREA FOR UNIT = (D + E + F) =							
1	TOTAL UNIT 1 F.A.R. AREA (D)					=	148.968
2	NON F.A.R AREA OF UNIT (E)					=	15.690
3	15 % SERVICES AREA OF UNIT (F)					=	1.400
TOTAL UNIT 1 COVERAGE AREA						=	165.058

F.A.R. COVERED AREA CALCULATION FOR UNIT - 1a							
S.NO.	PARTICULARS						AREA (SQMT)
COVERED AREA							
1	4.750	X	5.875			=	27.906
2	2.000	X	1.900			=	3.800
3	2.150	X	4.000			=	8.600
4	2.150	X	2.400			=	5.160
5	14.125	X	4.625			=	65.347
6	2.150	X	4.625			=	9.944
7	1.200	X	2.400			=	2.880
8	1.200	X	1.200			=	1.440
9	1.200	X	0.900			=	1.080
10	1.400	X	0.775			=	1.085
TOTAL AREA = (A)						=	152.898
BALCONY 3A AREA							
B1	2.500	X	0.600			=	1.500
B2	2.500	X	0.600			=	1.500
B3	1.400	X	0.600			=	0.840
B4	2.400	X	0.600			=	1.440
TOTAL BALCONY AREA						=	5.280
TOTAL BALCONY 1A AREA (B)						=	5.280
SUBTRACTION AREA							
S1	1.100	X	1.100			=	1.210
S2	1.000	X	1.000			=	1.000
S3	1.000	X	1.000			=	1.000
S4	1.000	X	1.000			=	1.000
S5	1.000	X	1.000			=	1.000
S6	2.000	X	1.000			=	2.000
S7	1.000	X	1.000			=	1.000
S8	1.000	X	1.000			=	1.000
TOTAL SUBTRACTION AREA = (C)						=	9.210
TOTAL UNIT 1A F.A.R. AREA (D= (A+B-C))						=	148.968
NON F.A.R AREA OF BALCONY							
T1	2.750	X	1.200			=	3.300
T2	2.750	X	1.200			=	3.300
T3	1.200	X	1.200			=	1.440
T4	1.200	X	1.200			=	1.440
T5	1.200	X	1.200			=	1.440
T6	1.200	X	1.200			=	1.440
T7	1.200	X	1.200			=	1.440
T8	1.200	X	1.200			=	1.440
TOTAL AREA						=	13.440
SUBTRACTION AREA							
W1	0.500	X	0.500			=	0.250
TOTAL NON F.A.R AREA						=	13.190
BALCONY 3A AREA = (0.175 X 0.750)						=	2.380
TOTAL BALCONY NON F.A.R. AREA = (E)						=	15.690
15 % SERVICES AREA OF UNIT 1							
T1	1.400	X	0.500			=	0.700
T2	1.400	X	0.500			=	0.700
TOTAL 15% SERVICES AREA OF UNIT (F)						=	1.400
COVERAGE AREA FOR UNIT = (D + E + F) =							
1	TOTAL UNIT 1A F.A.R. AREA (D)					=	148.968
2	NON F.A.R AREA OF UNIT (E)					=	15.690
3	15 % SERVICES AREA OF UNIT (F)					=	1.400
TOTAL UNIT 1A COVERAGE AREA						=	165.958

F.A.R. COVERED AREA CALCULATION FOR UNIT - 2							
S.NO.	PARTICULARS						AREA (SQMT)
COVERED AREA							
1	1.340	X	0.275			=	0.375
2	1.000	X	0.575			=	0.575
3	1.000	X	0.575			=	0.575
4	14.000	X	4.675			=	65.477
5	2.000	X	4.675			=	9.350
6	2.000	X	1.675			=	3.350
7	1.200	X	0.900			=	1.080
8	1.200	X	0.775			=	0.930
TOTAL AREA = (A)						=	101.897
BALCONY 1A AREA							
B1	2.500	X	0.600			=	1.500
B2	2.500	X	0.600			=	1.500
B3	1.400	X	0.600			=	0.840
B4	2.400	X	0.600			=	1.440
TOTAL BALCONY AREA						=	5.280
TOTAL BALCONY 1A AREA (B)						=	5.280
SUBTRACTION AREA							
S1	1.210	X	1.000			=	1.210
S2	1.000	X	0.900			=	1.000
S3	1.000	X	0.900			=	1.000
S4	1.000	X	0.900			=	1.000
S5	1.000	X	0.900			=	1.000
S6	1.000	X	0.900			=	1.000
S7	1.000	X	0.900			=	1.000
S8	1.000	X	0.900			=	1.000
TOTAL SUBTRACTION AREA = (C)						=	9.210
TOTAL UNIT 2 F.A.R. AREA (D= (A+B-C))						=	96.918
NON F.A.R AREA OF BALCONY							
T1	2.440	X	1.150			=	2.806
T2	2.440	X	1.150			=	2.806
T3	1.010	X	1.050			=	2.714
T4	0.750	X	0.500			=	0.375
T5	0.250	X	1.200			=	0.300
T6	0.250	X	0.900			=	0.225
T7	0.490	X	0.850			=	0.416
T8	0.910	X	0.750			=	0.683
T9	0.910	X	1.050			=	0.955
T10	0.440	X	1.050			=	0.462
TOTAL AREA						=	10.447
SUBTRACTION AREA							
W1	0.500	X	0.500			=	0.250
TOTAL NON F.A.R AREA						=	10.197
BALCONY 3A AREA = (0.250 X 0.625)						=	2.488
TOTAL BALCONY NON F.A.R. AREA = (E)						=	10.752
15 % SERVICES AREA OF UNIT							
T1	0.400	X	1.125			=	0.750
T2	0.400	X	0.900			=	0.720
T3	0.400	X	0.900			=	0.720
T4	0.400	X	0.900			=	0.720
TOTAL 15% SERVICES AREA OF UNIT (F)						=	2.910
COVERAGE AREA FOR UNIT = (D + E + F) =							
1	TOTAL UNIT F.A.R. AREA (D)					=	96.918
2	NON F.A.R AREA OF UNIT (E)					=	10.752
3	15 % SERVICES AREA OF UNIT (F)					=	2.910
TOTAL UNIT 2 COVERAGE AREA						=	110.580

NOTE :-
FLOOR NO.- 13TH FLOOR OMITTED FROM FLOOR COUNTING

LEGENDS :-
F.A.R. AREA
COUNTED IN 15 % F.A.R AREA
COUNTED IN UNIT F.A.R AREA
NON F.A.R AREA

OWNER SIGN | ARCHITECT SIGN

OWNER
M/S GOLF GREEN MANSIONS (P) LTD.

SUBMISSION DRAWING

KEYPLAN

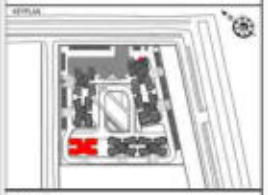

PROJECT
PROPOSED GROUP HOUSING FOR M/S GOLF GREEN MANSIONS (P) LTD. AT PLOT NO: - GH-3A,SECTOR -10 GREATER NOIDA (U.P.)

DATE	PROJECT INCH.	CHECKED BY
24 - 08 -2023	BALRAJ SINGH	BALRAJ SINGH
SCALE	DRAWN BY	APPROVED BY
1:100	SAHIL GUPTA	VISHAL SHARMA

DRAWING TITLE
19TH & 20TH FLOOR PLAN (REFUGE FLOOR)

TOWER - D

ARCHITECTS
Confluence
NEW DELHI , INDIA

DRAWING NO. S-44 | REVISION

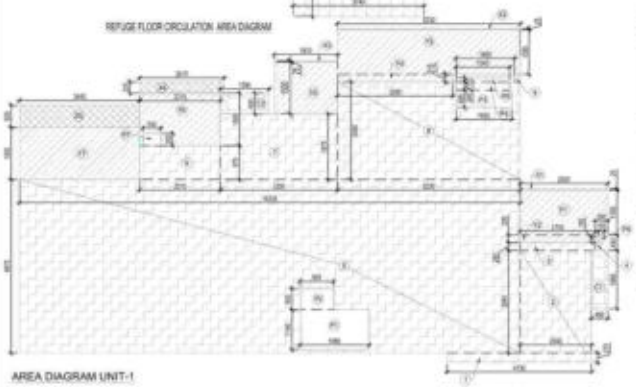
AREA DIAGRAM UNIT-1

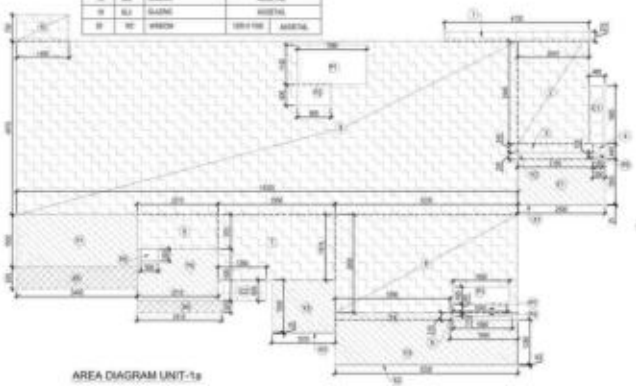
AREA DIAGRAM UNIT-1a

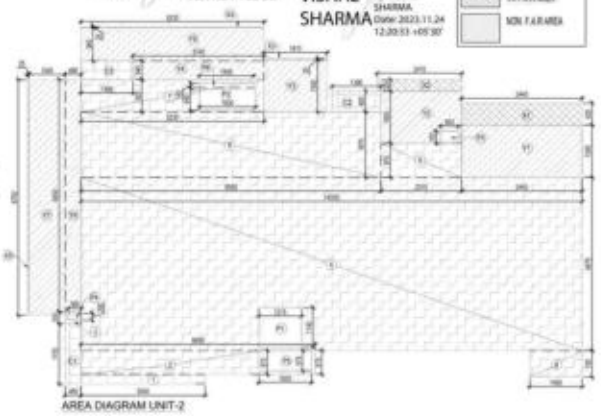
AREA DIAGRAM UNIT-2

TYPICAL FLOOR TOTAL FAR	=	436.296
TYPICAL FLOOR TOTAL NON FAR	=	110.828
TYPICAL FLOOR TOTAL SERVICE FAR	=	40.405
TOTAL TYPICAL FLOOR PLATE AREA	=	587.534

REFUGE AREA CALCULATION

(BUILDING FLOOR PLATE X 2 FLOOR X 0.3)/12.5 + 900 SQ.MT. FOR SPEC. ABLED)
(587.5144 X 2 X 0.3)/12.5 + 900 = 26.101 SQ. MT.
=29.101/2 = 14.550 SQ.MT. PER FLOOR

LEENU SAHGAL — Digitally signed by LEENU SAHGAL Date: 2023.12.13 14:00:56 +05'30'

Sudheer Kumar — Digitally signed by Sudheer Kumar DN: cn=Sudheer Kumar, c=IN, o=Personal, email=, I am the author of this document Location: Date: 2023.11.30 11:48:08 IST

F.A.R. COVERED AREA CALCULATION FOR UNIT - 1						
S.NO.	PARTICULARS					AREA (SQMT.)
COVERED AREA						
1	4.130	X	3.300		=	13.629
2	2.100	X	1.000		=	2.100
3	3.100	X	3.300		=	10.230
4	3.100	X	1.000		=	3.100
5	3.100	X	1.000		=	3.100
6	3.100	X	1.000		=	3.100
7	3.100	X	1.000		=	3.100
8	3.100	X	1.000		=	3.100
9	3.100	X	1.000		=	3.100
10	3.100	X	1.000		=	3.100
11	3.100	X	1.000		=	3.100
12	3.100	X	1.000		=	3.100
13	3.100	X	1.000		=	3.100
14	3.100	X	1.000		=	3.100
15	3.100	X	1.000		=	3.100
16	3.100	X	1.000		=	3.100
17	3.100	X	1.000		=	3.100
18	3.100	X	1.000		=	3.100
19	3.100	X	1.000		=	3.100
20	3.100	X	1.000		=	3.100
TOTAL AREA = (A)					=	102.646
BALCONY 1A AREA						
B1	2.100	X	1.000		=	2.100
B2	2.100	X	1.000		=	2.100
B3	2.100	X	1.000		=	2.100
B4	2.100	X	1.000		=	2.100
B5	2.100	X	1.000		=	2.100
B6	2.100	X	1.000		=	2.100
TOTAL BALCONY AREA					=	12.600
TOTAL BALCONY 1A AREA (B)					=	6.750
SUBTRACTION AREA						
S1	1.000	X	1.100		=	1.100
S2	0.900	X	1.000		=	0.900
S3	1.000	X	1.000		=	1.000
S4	1.000	X	1.000		=	1.000
S5	1.000	X	1.000		=	1.000
S6	1.000	X	1.000		=	1.000
S7	1.000	X	1.000		=	1.000
S8	1.000	X	1.000		=	1.000
TOTAL SUBTRACTION AREA = (C)					=	8.000
TOTAL UNIT - F.A.R. AREA (D= (A+B)-C)					=	99.246
NON F.A.R AREA OF BALCONY						
N1	2.100	X	1.000		=	2.100
N2	2.100	X	1.000		=	2.100
N3	2.100	X	1.000		=	2.100
N4	2.100	X	1.000		=	2.100
N5	2.100	X	1.000		=	2.100
N6	2.100	X	1.000		=	2.100
TOTAL AREA					=	12.600
SUBTRACTION AREA						
S9	0.900	X	0.900		=	0.810
TOTAL NON F.A.R AREA					=	11.790
BALCONY 1A AREA = (0.375X1.750)					=	0.656
TOTAL BALCONY NON F.A.R. AREA = (E)					=	24.046
10 % SERVICES AREA OF UNIT						
S1	0.900	X	0.900		=	0.810
S2	0.900	X	0.900		=	0.810
TOTAL 10% SERVICES AREA OF UNIT (F)					=	1.620
COVERAGE AREA FOR UNIT = (D+E+F) =						
1	TOTAL UNIT F.A.R. AREA (D)				=	99.246
2	NON FAR AREA OF UNIT (E)				=	24.046
3	10 % SERVICES AREA OF UNIT (F)				=	1.620
TOTAL UNIT COVERAGE AREA					=	125.046

F.A.R. COVERED AREA CALCULATION FOR UNIT - 1a						
S.NO.	PARTICULARS					AREA (SQMT.)
COVERED AREA						
1	2.130	X	3.271		=	7.116
2	2.467	X	2.441		=	6.246
3	2.370	X	0.280		=	0.663
4	2.370	X	4.844		=	11.476
5	2.370	X	4.520		=	10.712
6	2.370	X	1.047		=	2.481
7	2.370	X	0.280		=	0.663
8	2.370	X	2.600		=	6.162
9	2.370	X	0.280		=	0.663
10	2.370	X	2.600		=	6.162
TOTAL AREA = (A)					=	102.016
BALCONY 1A AREA						
B1	2.500	X	0.500		=	0.625
B2	2.225	X	0.500		=	0.556
B3	2.610	X	0.500		=	0.652
B4	2.975	X	0.500		=	0.743
B5	5.440	X	0.500		=	2.720
TOTAL BALCONY AREA					=	5.315
TOTAL BALCONY 1A AREA (B)					=	3.750
SUBTRACTION AREA						
S1	1.000	X	1.134		=	1.207
S2	0.900	X	0.900		=	0.810
S3	1.000	X	1.000		=	1.000
S4	0.900	X	0.750		=	0.675
S5	1.000	X	0.500		=	0.500
S6	1.000	X	0.500		=	0.500
S7	1.000	X	0.500		=	0.500
TOTAL SUBTRACTION AREA = (C)					=	4.691
TOTAL UNIT 1A F.A.R. AREA (D= (A+B)-C)					=	100.075
NON F.A.R AREA OF BALCONY						
N1	2.500	X	1.000		=	2.500
N2	2.225	X	1.000		=	2.225
N3	2.610	X	1.000		=	2.610
N4	2.975	X	1.000		=	2.975
N5	5.440	X	1.000		=	5.440
TOTAL AREA					=	15.750
SUBTRACTION AREA						
S9	0.900	X	0.900		=	0.810
TOTAL NON F.A.R AREA					=	15.000
BALCONY 1A AREA = (0.375X1.750)					=	0.656
TOTAL BALCONY NON F.A.R. AREA = (E)					=	15.656
10 % SERVICES AREA OF UNIT						
S1	0.900	X	0.900		=	0.810
S2	1.000	X	0.900		=	0.900
TOTAL 10% SERVICES AREA OF UNIT (F)					=	1.710
COVERAGE AREA FOR UNIT = (D+E+F) =						
1	TOTAL UNIT F.A.R. AREA (D)				=	100.075
2	NON FAR AREA OF UNIT (E)				=	15.656
3	10 % SERVICES AREA OF UNIT (F)				=	1.710
TOTAL UNIT 1A COVERAGE AREA					=	117.441

F.A.R. COVERED AREA CALCULATION FOR UNIT - 2						
S.NO.	PARTICULARS					AREA (SQMT.)
COVERED AREA						
1	2.370	X	3.410		=	8.082
2	2.370	X	3.410		=	8.082
3	2.370	X	3.410		=	8.082
4	2.370	X	3.410		=	8.082
5	2.370	X	4.520		=	10.712
6	2.370	X	1.047		=	2.481
7	2.370	X	0.280		=	0.663
8	2.370	X	2.600		=	6.162
9	2.370	X	0.280		=	0.663
10	2.370	X	2.600		=	6.162
TOTAL AREA = (A)					=	101.187
BALCONY 2A AREA						
B1	3.440	X	0.500		=	2.140
B2	2.610	X	0.500		=	1.305
B3	2.610	X	0.500		=	1.305
B4	2.610	X	0.500		=	1.305
B5	5.750	X	0.500		=	2.875
TOTAL BALCONY AREA					=	8.930
TOTAL BALCONY 2A AREA (B)					=	6.930
SUBTRACTION AREA						
S1	1.215	X	1.540		=	1.872
S2	1.000	X	0.900		=	0.900
S3	0.900	X	0.300		=	0.270
S4	1.000	X	0.270		=	0.270
S5	1.000	X	0.270		=	0.270
S6	1.000	X	0.270		=	0.270
TOTAL SUBTRACTION AREA = (C)					=	3.847
TOTAL UNIT 2 F.A.R. AREA (D= (A+B)-C)					=	98.618
NON F.A.R AREA OF BALCONY						
N1	2.440	X	1.000		=	2.440
N2	2.215	X	1.000		=	2.215
N3	1.815	X	1.000		=	2.715
N4	2.750	X	0.500		=	1.375
N5	2.215	X	1.000		=	2.215
N6	2.215	X	0.500		=	1.107
N7	2.400	X	0.500		=	1.200
N8	1.340	X	0.750		=	1.005
TOTAL AREA					=	15.447
SUBTRACTION AREA						
S9	0.900	X	0.900		=	0.810
TOTAL NON F.A.R AREA					=	15.750
BALCONY 2A AREA = (0.250X0.500)					=	0.063
TOTAL BALCONY NON F.A.R. AREA = (E)					=	15.750
10 % SERVICES AREA OF UNIT						
S1	2.440	X	1.100		=	2.759
S2	1.340	X	0.900		=	1.206
S3	1.000	X	0.900		=	0.900
TOTAL 10% SERVICES AREA OF UNIT (F)					=	2.852
COVERAGE AREA FOR UNIT = (D+E+F) =						
1	TOTAL UNIT F.A.R. AREA (D)				=	98.618
2	NON FAR AREA OF UNIT (E)				=	15.750
3	10 % SERVICES AREA OF UNIT (F)				=	2.852
TOTAL UNIT 2 COVERAGE AREA					=	117.219

F.A.R. COVERED AREA CALCULATION FOR CIRCULATION AREA						
S.NO.	PARTICULARS					AREA (SQMT.)
1	1.500	X	0.700		=	1.170
2	2.100	X	0.900		=	1.890
3	1.200	X	0.900		=	1.080
4	3.500	X	0.900		=	3.150
5	2.200	X	0.700		=	1.540
6	4.900	X	4.600		=	22.540
7	1.400	X	4.000		=	5.600
8	2.200	X	0.700		=	1.540
9	2.200	X	0.700		=	1.540
TOTAL AREA (A)					=	38.770
AREA SUBTRACTION						
S1	1.400	X	1.970		=	2.758
S2	0.900	X	0.900		=	0.810
S3	0.900	X	0.750		=	0.675
S4	4.900	X	0.900		=	4.410
S5	2.100	X	0.750	X	2	3.150
S6	2.100	X	0.900		=	1.890
S7	2.100	X	0.900		=	1.890
TOTAL (B)					=	15.573
TOTAL F.A.R AREA COMMON (C = (A - B))					=	23.177

COMMON AREA CALCULATION TOWARDS 10% SERVICES AREA						
S.NO.	PARTICULARS					AREA (SQMT.)
FIRE TOWER AREA						
F01	2.100	X	0.750		=	1.575
AREA SUBTRACTION						
W1	2.100	X	2.100		=	4.410
FIRE SPRINCHER AREA						
S1	2.100	X	1.000		=	2.100
LIFT LOBBY						
L1	3.440	X	1.000		=	3.440
PVC SHAFT						
PVC	2.100	X	1.000		=	2.100
ELECTRICAL SHAFT						
ELT	1.400	X	1.000		=	1.400
LVT	1.000	X	0.750		=	0.750
REFUGE TERRACE						
RT	3.740	X	4.075		=	15.241
TOTAL COMMON AREA 10% SERVICES AREA (A)					=	47.393
UNIT AREA CALCULATION 10% SERVICES F.A.R AREA						
CUB BOARD						
UNIT Series-T-101	1.000	X	1		=	1.000
UNIT Series-T-102	1.000	X	1		=	1.000
UNIT Series-T-103	1.000	X	1		=	1.000
TOTAL UNIT AREA CALCULATION 10% SERVICES F.A.R (B)					=	9.964
TOTAL 10% SERVICES F.A.R AREA = (C) (A + B)					=	57.429

29th FLOOR FAR AREA SUMMARY					
S.NO.	NO. OF UNITS		SINGLE UNIT AREA		TOTAL UNITS AREA (SQMT.)
F.A.R. AREA OF UNIT - T	1	X	101.246	=	101.246
F.A.R. AREA OF UNIT - 1a	1	X	102.402	=	102.402
F.A.R. AREA OF UNIT - 2	1	X	98.618	=	197.839
F.A.R. AREA OF CIRCULATION	1	X	23.177	=	23.177
TOTAL F.A.R AREA AT SINGLE FLOOR = (A)				=	436.662

TOTAL NON F.A.R. AREA AT 29th FLOOR PLAN					
BALCONY AREA					
UNIT - I	24.046	X	1	=	24.046
UNIT - 1a	24.656	X	1	=	24.656
UNIT - 2	30.752	X	2	=	61.503
TOTAL NON F.A.R AREA AT SINGLE FLOOR				=	110.824

Lal Singh — Digitally signed by Lal Singh Group Leader Architecture Confluence Email: lal.singh@confluence.co.in Date: 2023.11.28 16:26:09 +05'30'

AMIT VARMA — Digitally signed by AMIT VARMA Date: 2023.11.28 16:26:09 +05'30'

PRAMOD BAHL — Digitally signed by PRAMOD BAHL Date: 2023.11.24 12:27:21 +05'30'

VISHAL SHARMA — Digitally signed by VISHAL SHARMA Date: 2023.11.24 12:23:37 +05'30'

LEGENDS :-

- F.A.R. AREA
- COUNTED IN 15 % F.A.R AREA
- COUNTED IN 10 F.A.R AREA
- NON F.A.R AREA

NOTE :-
FLOOR NO.- 13TH FLOOR OMITTED FROM FLOOR COUNTING

OWNER SIGN | ARCHITECT SIGN

OWNER
M/S GOLF GREEN MANSIONS (P) LTD.

SUBMISSION DRAWING

KEYPLAN

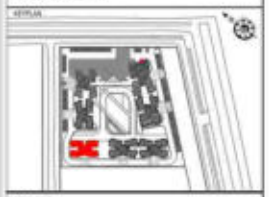

PROJECT
PROPOSED GROUP HOUSING FOR M/S GOLF GREEN MANSIONS (P) LTD. AT PLOT NO: - GH-3A,SECTOR -10 GREATER NOIDA,(U.P.)

DATE	PROJECT INCH.	CHECKED BY
24 - 08 -2023	BALRAJ SINGH	BALRAJ SINGH
SCALE	DRAWN BY	APPROVED BY
1:100	SAHIL GUPTA	VISHAL SHARMA

DRAWING TITLE
29TH FLOOR PLAN

TOWER - D

ARCHITECTS
Confluence
NEW DELHI , INDIA

DRAWING NO. S-45 | REVISION

DOOR - WINDOW SCHEDULE

SR. NO.	CODE	DESCRIPTION	SIZE	SILL	LINTEL
01	D1	VENEERED POLISHED FLUSH DOOR	1200 X 2400	00	2400
02	D2	LAMINATED FLUSH DOOR	1000 X 2250	00	2250
03	D3	LAMINATED FLUSH DOOR	900 X 2250	00	2250
04	D04	FIXED GLAZING WITH OPENING(KITCHEN)	1100 X 2250	00	2250
05	D07	SLIDING GLASS DOOR	2700X 2250	00	2250
06	D05	SLIDING GLASS DOOR	1400 X 2250	00	2250
07	D06	TOILET WINDOW	700 X 1050	1050	2250
08	W1	BEDROOM WINDOW	800 X 1350	900	2250
09	D01	FIRE DOOR	1000 X 2400	00	2400
10	F02	F.C.C DOOR (FIRE DOOR)	1000 X 2250	150	2400
11	F03	ELECTRICAL SHAFT DOOR (FIRE DOOR)	900 X 2250	150	2400
12	F04	L.V. SHAFT DOOR (FIRE DOOR)	750 X 2250	150	2400
13	D02	GLAZING DOOR	2100 X 2400	00	2250
14	G1	GLAZING	ALUDETAIL		
15	G2	GLAZING	ALUDETAIL		
16	G3	GLAZING	ALUDETAIL		
17	W2	WINDOW	1250 X 1350	ALUDETAIL	

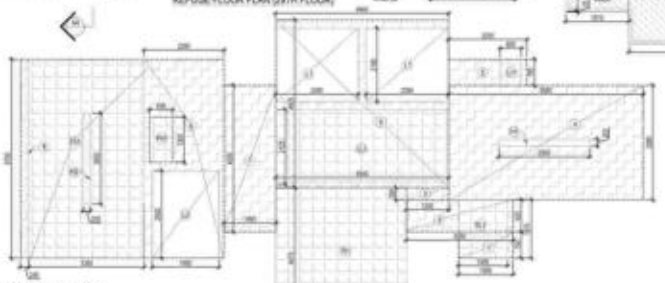

REFUGE FLOOR CIRCULATION AREA DIAGRAM

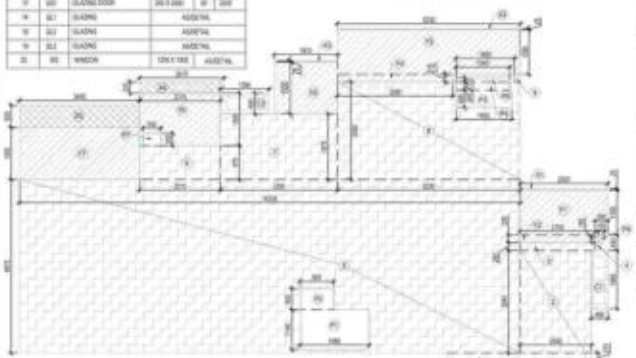

AREA DIAGRAM UNIT-1

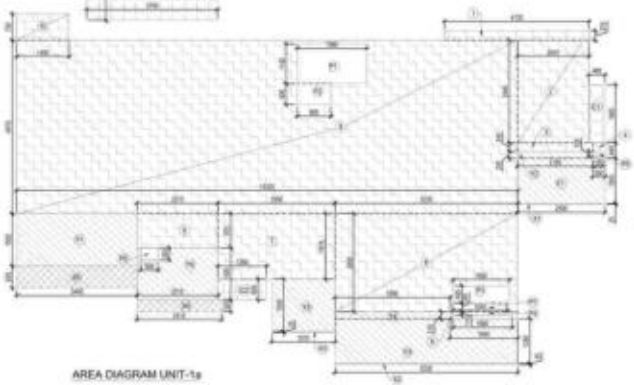

AREA DIAGRAM UNIT-1a

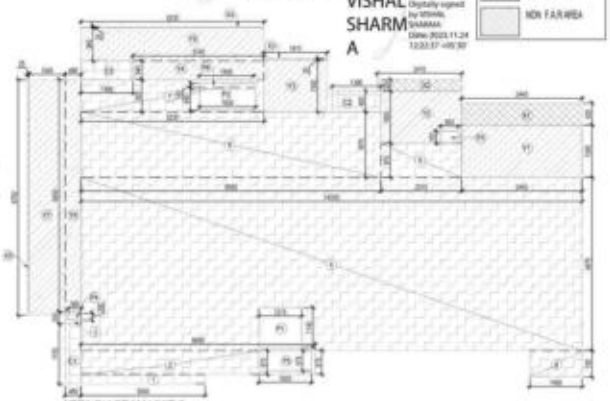

AREA DIAGRAM UNIT-2

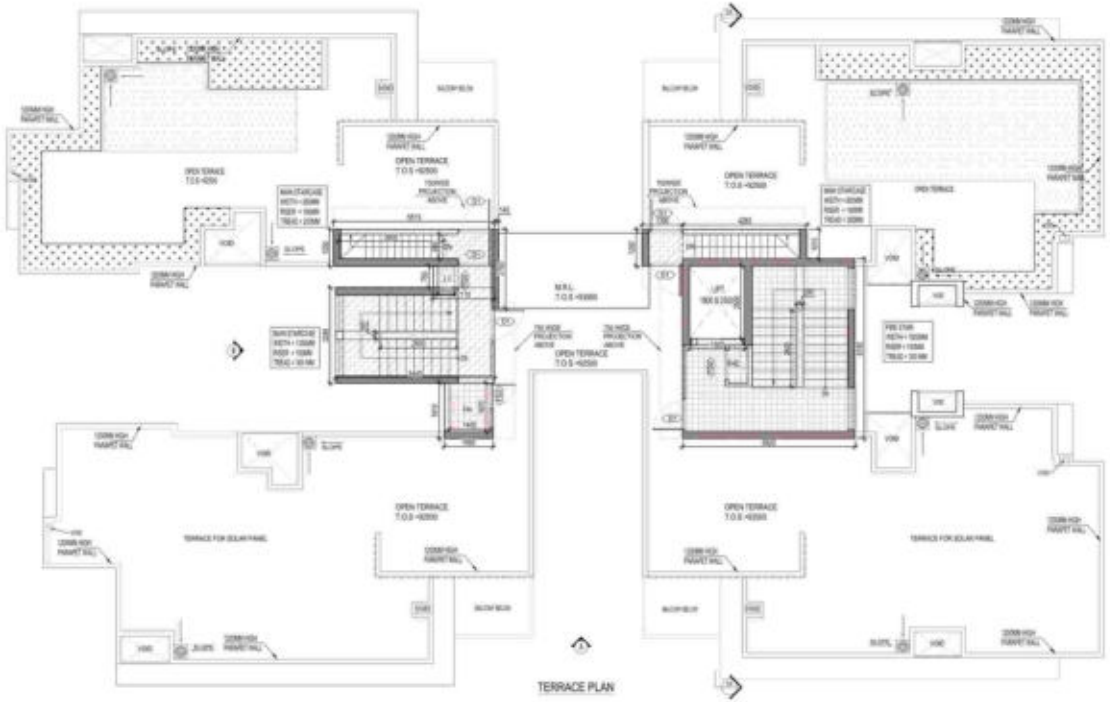

TERRACE PLAN

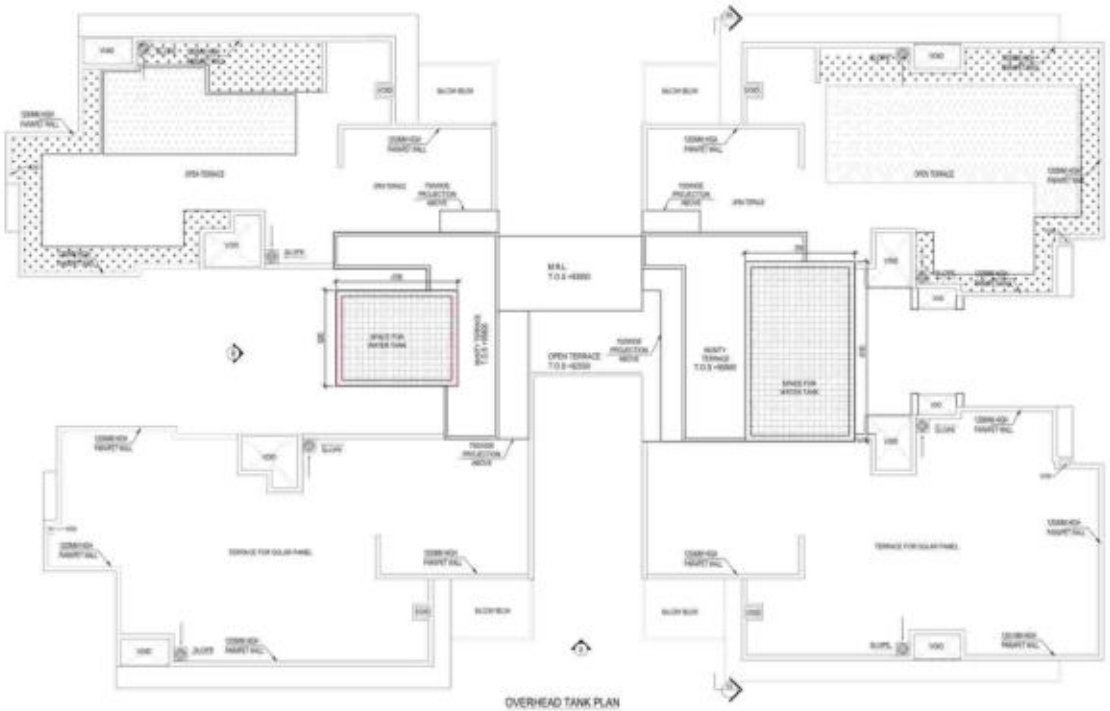

OVERHEAD TANK PLAN



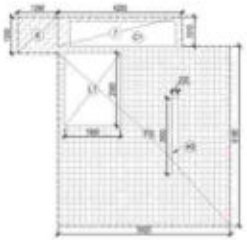



F.A.R. COMBINED AREA CALCULATION FOR CIRCULATION AREA							
S.NO.	PARTICULARS						AREA (SQMT.)
1	1.000	X	1.916			=	1.916
2	3.400	X	3.240			=	11.016
3	2.110	X	0.750			=	1.583
4	2.014	X	1.250			=	2.518
5	0.941	X	2.750			=	2.589
6	1.000	X	1.750			=	1.750
7	4.200	X	1.019			=	4.280
TOTAL AREA (A)						=	25.653
AREA SUBTRACTION							
E.C.1	1.400	X	1.670			=	2.338
M.F.	2.464	X	0.330			=	0.728
L.F.T	0.600	X	0.750			=	0.450
C.1	3.600	X	0.900	X	2	=	6.120
TOTAL (B)						=	9.636
TOTAL F.A.R AREA COMMON C = (A-B)						=	35.489

TERRACE FLOOR F.A.R. AREA SUMMARY					
S.NO.	NO. OF UNITS		SINGLE UNIT AREA		TOTAL UNITS AREA (SQMT.)
F.A.R AREA OF CIRCULATION	1	X	35.489	=	35.489
TOTAL F.A.R. AREA AT SINGLE FLOOR = (B)				=	35.489

CORRIDOR AREA CALCULATION TOWARDS 15% SERVICES AREA							
S.NO.	PARTICULARS						AREA (SQMT.)
FIRE TOWER AREA							
F.T.	3.700	X	2.700			=	9.990
AREA SUBTRACTION							
AE	0.200	X	2.000			=	0.200
C1	1.500	X	2.000			=	4.700
FIRE STAIRCASE AREA						=	37.244
ELECTRICAL SHAFT							
E.C.1	1.400	X	1.670			=	2.338
L.F.T	0.600	X	0.750			=	0.450
TOTAL CORRIDOR AREA 15% SERVICES AREA (A)						=	34.154

AREA CALCULATION TOWARDS 15 % SERVICES AREA AT OVER HEAD					
S.NO.	PARTICULARS				AREA (SQMT.
OVER HEAD TANK & MACHINE ROOM					
1	5.150	X	2.290	=	11.793
2	3.700	X	6.100	=	23.360
TOTAL 15 % SERVICES AREA				=	37.154

LEENU SAHGAL Digitally signed by LEENU SAHGAL Date: 2023.12.13 14:01:02 +05'30'

Sudheer Kumar

Lal Singh

AMIT VARMA Digitally signed by AMIT VARMA Date: 2023.11.28 16:34:28 +05'30'

PRAMOD BAHL Digitally signed by PRAMOD BAHL Date: 2023.11.24 18:48:04 +05'30'

VISHAL SHARMA Digitally signed by VISHAL SHARMA Date: 2023.11.24 12:30:54 +05'30'

LEGENDS :-
- F.A.R. AREA
- COUNTED IN 15 % F.A.R AREA
- COUNTED IN 15 % F.A.R AREA
- NON F.A.R AREA

NOTE :-
FLOOR NO.- 12TH FLOOR OMITTED FROM FLOOR COUNTING

OWNER SIGN | ARCHITECT SIGN

OWNER
M/S GOLF GREEN MANSIONS (P) LTD.

SUBMISSION DRAWING

KEYPLAN

PROJECT
PROPOSED GROUP HOUSING FOR M/S GOLF GREEN MANSIONS (P) LTD. AT PLOT NO: - GH-3A,SECTOR -10 GREATER NOIDA,(U.P.)

DATE	PROJECT INCH.	CHECKED BY
24 - 08 -2023	BALRAJ SINGH	BALRAJ SINGH
SCALE	DRAWN BY	APPROVED BY
1:100	SAHIL GUPTA	VISHAL SHARMA

DRAWING TITLE
TERRACE PLAN & OVERHEAD TANK PLAN (AREA DIAGRAM)

TOWER - C

ARCHITECTS
Confluence
NEW DELHI , INDIA

DRAWING NO. S-38 | REVISION

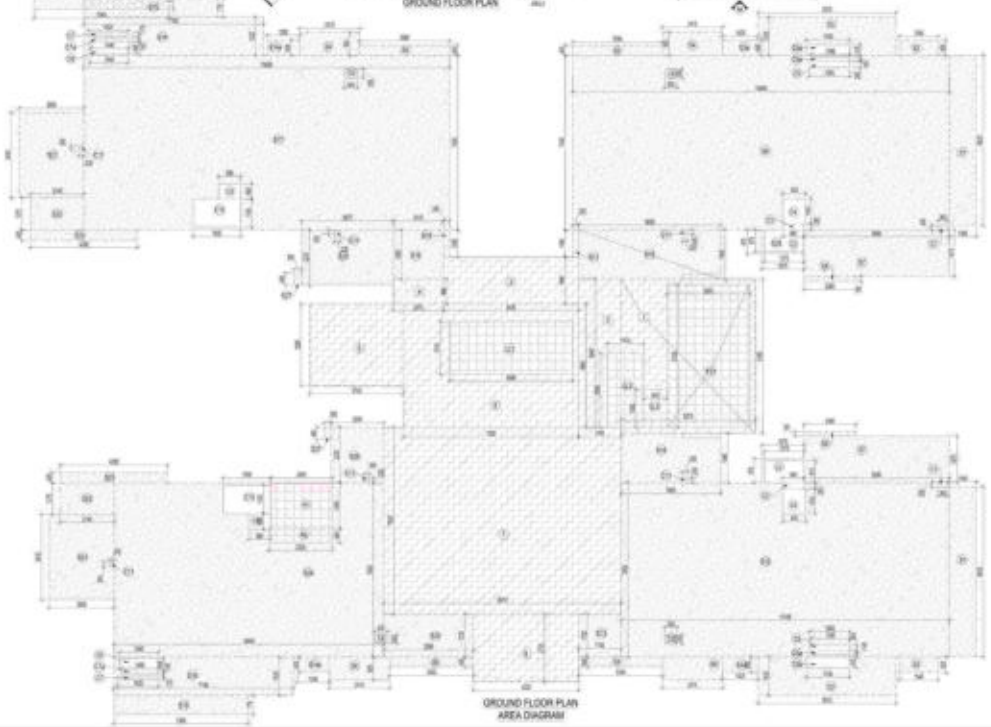

HATCH LEGEND
F.A.R. AREA
15 % SERVICES AREA
NON F.A.R.AREA
COUNTED IN 1/4 F.A.R.AREA
NON F.A.R.AREA STILT
AREA FOR GROUND COVERAGE USE ONLY
REFER SEPARATE DRAWING

DOOR - WINDOW SCHEDULE

SR. NO.	CODE	DESCRIPTION	SIZE	SILL	LINTEL
01	D1	VENEERED POLISHED FLUSH DOOR	1200 X 2400	00	2400
02	D2	LAMINATED FLUSH DOOR	1000 X 2250	00	2250
03	D3	LAMINATED FLUSH DOOR	800 X 2250	00	2250
04	DW1	FIXED GLAZING WITH OPENING (KITCHEN)	1400 X 2250	00	2250
05	SD1	SLIDING GLASS DOOR	3200X 2250	00	2250
06	SD2	SLIDING GLASS DOOR	1600 X 2250	00	2250
07	TW1	TOILET WINDOW	750 X 1000	850	2250
08	W1	BEDROOM WINDOW	600 X 1350	900	2250
09	FD1	F.H.C STAIR DOOR (FIRE DOOR)	1250X 2300	100	2400
10	W2	WINDOW	1100 X 900	AS/DETAIL	
20	GD1	GLAZING DOOR	200 X 2400	00	2400
21	GL1	GLAZING		AS/DETAIL	
22	GL2	GLAZING		AS/DETAIL	
23	GL3	GLAZING		AS/DETAIL	

LEENU SAHGAL Digitally signed by LEENU SAHGAL Date: 2023.12.13 14:05:02 +05'30'

AREA AT GROUND FLOOR LOBBY

S.NO							AREA (SQMT)
1	3.200	X	6.000			=	19.201
2	1.750	X	1.000			=	10.000
3	3.420	X	1.000			=	10.700
4	3.575	X	2.000			=	7.000
5	3.775	X	3.000			=	11.324
6	7.100	X	4.900			=	34.790
7	3.310	X	7.900			=	77.320
8	4.200	X	2.100			=	17.500
TOTAL AREA (A)						=	181.535
AREA SUBTRACTION							
LIFT	4.340	X	2.100			=	10.000
LIFT	3.410	X	1.900			=	7.000
LIFT	1.470	X	2.900			=	4.301
FHC	3.100	X	2.750			=	10.013
TOTAL (B)						=	31.013
TOTAL F.A.R.AREA CORRIDOR+ ENTRANCE LOBBY+ C+ L.R. (E)						=	150.522

AREA CALCULATION TOWARDS 15% SERVICES AREA AT

S.NO	PARTICULARS						AREA (SQMT)
FHC STAIRS AREA							
FH	3.100	X	2.750			=	10.013
LIFT LOBBY							
LIFT	4.340	X	2.100			=	10.000
LIFT	3.410	X	2.000			=	7.000
LIFT	1.470	X	2.900			=	4.301
OVERLAP TOILET							
TT	2.000	X	1.000			=	4.000
TT	2.000	X	2.000			=	4.000
TOTAL CALCULATION TOWARDS 15%						=	39.314

NON F.A.R. AREA STILT AT GROUND FLOOR (HARD AREA)

S.NO	PARTICULARS						AREA (SQMT)
S1	1.000	X	0.000	X	2	=	14.014
S2	7.540	X	0.000	X	2	=	7.000
S3	5.515	X	1.575	X	2	=	15.501
S3a	1.925	X	0.900	X	2	=	3.710
S4	2.475	X	0.925	X	4	=	9.238
S5	3.500	X	0.900	X	2	=	7.012
S6	15.300	X	7.300	X		=	105.690
S7	5.440	X	1.975	X	2	=	21.501
S8	2.300	X	2.975	X	2	=	13.011
S9	3.300	X	3.600	X	2	=	23.760
S10	5.600	X	1.900	X		=	11.200
S11	3.200	X	1.900	X		=	6.000
S12	10.100	X	7.300	X		=	73.730
S13	1.700	X	1.125	X		=	2.000
S14	3.900	X	1.900	X		=	7.410
S14a	7.200	X	2.900	X	2	=	104.0
S15	5.300	X	3.775	X	2	=	39.9
S16	7.100	X	1.525	X	2	=	21.700
S17	14.000	X	7.300	X		=	102.140
S18	5.200	X	1.200	X		=	6.200
S19	2.000	X	1.900	X		=	3.800
S20	3.075	X	2.225	X		=	6.977
S21	2.900	X	3.400	X	2	=	17.000
S22	2.140	X	1.275	X	2	=	5.467
S23	4.200	X	3.400	X	2	=	28.8
S24	10.900	X	7.300			=	79.570
S25	3.500	X	1.725			=	6.100
S26	2.300	X	2.025			=	4.661
S27	3.300	X	3.400	X	2	=	22.44
S28	1.075	X	3.075	X	2	=	6.600
TOTAL STILT AREA						=	633.993
SUBTRACTION							
S.NO	PARTICULARS						AREA (SQM)
C1	0.300	X	0.200	X	2	=	0.14
C2	1.075	X	0.975	X	2	=	2.78
C3	0.900	X	0.425	X	2	=	0.90
C4	0.500	X	0.900	X	2	=	1.08
C5	1.400	X	0.325	X	2	=	0.91
C5a	1.900	X	0.100	X	2	=	0.40
C5b	1.700	X	0.475	X	2	=	1.64
C6	0.550	X	0.350	X	4	=	0.78
C7	1.000	X	0.175	X	2	=	0.35
C7a	1.400	X	0.150	X	2	=	0.41
C8	1.900	X	0.425	X	2	=	1.53
C9	0.600	X	0.600	X	2	=	1.08
C10	1.800	X	1.100	X	2	=	4.34
C11	0.200	X	0.200	X	6	=	0.24
H1	2.400	X	1.900			=	4.56
H2	2.200	X	0.300			=	1.32
TOTAL AREA (B)						=	23.04
HARD LANDSCAPE AREA (F+D-E)						=	533.991

TOTAL GROUND COVERAGE AREA (F.A.R.AREA + NON F.A.R.AREA + 15%)

PARTICULARS		AREA (SQMT)
F.A.R.AREA OF GROUND FLOOR	=	150.208
15%SERVICES AREA GROUND FLOOR	=	40.924
STILT NON F.A.R.AREA OF GROUND FLOOR	=	533.991
TOTAL GROUND COVERAGE AREA	=	724.773

TOTAL F.A.R. AREA AT GROUND FLOOR PLAN

S.NO	PARTICULARS			AREA (SQMT)
F.A.R.AREA OF GROUNDFLOOR	1	X	150.208	= 150.208
TOTAL F.A.R AREA				= 150.208

TOWER-F

FLOORS	GROUND COVERAGE	F.A.R AREA	15% SERVICES AREA	NON F.A.R AREA	HARD LAND SCAPE NON F.A.R. AREA
GROUND FLOOR	724.773	150.208	40.924		533.991
1ST FLOOR		467.461	52.273	119.502	
2ND FLOOR		494.063	47.459	119.752	
3RD FLOOR		494.063	47.459	119.752	
4TH FLOOR		494.063	47.459	119.752	
5TH FLOOR		494.063	47.459	119.752	
6TH FLOOR		494.063	47.459	119.752	
7TH FLOOR		494.063	47.459	119.752	
8TH FLOOR		494.063	47.459	119.752	
9TH FLOOR		494.063	47.459	119.752	
10TH FLOOR		494.063	47.459	119.752	
11TH FLOOR		494.063	47.459	119.752	
12TH FLOOR		494.063	47.459	119.752	
13TH FLOOR		494.063	47.459	119.752	
14th FLOOR		494.063	47.459	119.752	
15th FLOOR		494.063	47.459	119.752	
16th FLOOR		494.063	47.459	119.752	
17th FLOOR		494.063	47.459	119.752	
18th FLOOR		494.063	47.459	119.752	
19th FLOOR (Refuge)		499.987	54.123	119.752	
20th FLOOR (Refuge)		499.987	54.123	119.752	
21st FLOOR		494.063	47.459	119.752	
22nd FLOOR		494.063	47.459	119.752	
23rd FLOOR		494.063	47.459	119.752	
24th FLOOR		494.063	47.459	119.752	
25th FLOOR		494.063	47.459	119.752	
26th FLOOR		507.752	47.459	107.573	
TERRACE FLOOR		50.023	27.343		
M/ROOM & OHT (L.R.)			35.503		
TOTAL	724.773	12589.996	1128.573	2969.977	533.991

NOTE:-
FLOOR NO.:- 13TH FLOOR OMITTED FROM FLOOR COUNTING

OWNER SIGN | ARCHITECT SIGN

OWNER
M/S GOLF GREEN MANSIONS (P) LTD.

SUBMISSION DRAWING

KEYPLAN



PROJECT
PROPOSED GROUP HOUSING FOR M/S GOLF GREEN MANSIONS (P) LTD. AT PLOT NO. :- GH-3A,SECTOR -10 GREATER NOIDA,(U.P.)

DATE	PROJECT INCH	CHECKED BY
09.10.2023	BALRAJ SINGH	BALRAJ SINGH
SCALE	DRAWN BY	APPROVED BY
1:100	SAHIL GUPTA	VISHAL SHARMA

DRAWING TITLE
GROUND FLOOR PLAN AND AREA DIAGRAM

TOWER-F

ARCHITECTS
Confluence
NEW DELHI , INDIA

DRAWING NO. S-20 | REVISION

Sudheer Kumar Digitally signed by Sudheer Kumar

Lal Singh Digitally signed by Lal Singh

PRAMOD BAHL Digitally signed by PRAMOD BAHL Date: 2023.11.24 18:13:49 +05'30'

AMIT VARMA Digitally signed by AMIT VARMA Date: 2023.11.24 17:09:08 +05'30'

VISHAL SHARMA Digitally signed by VISHAL SHARMA Date: 2023.11.24 12:42:50 +05'30'

1ST FLOOR PLAN

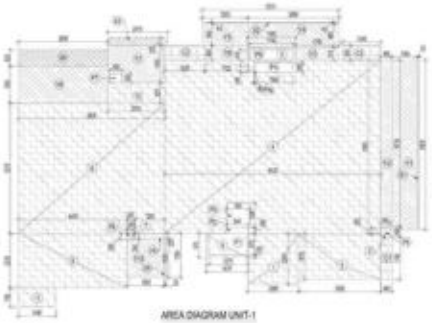

AREA DIAGRAM UNIT-1

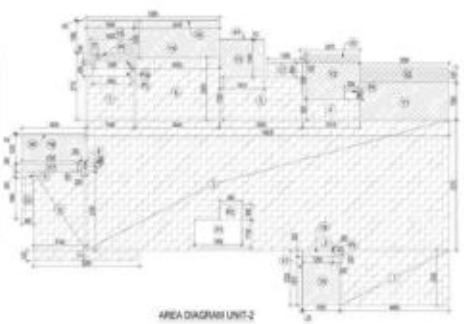

AREA DIAGRAM UNIT-2

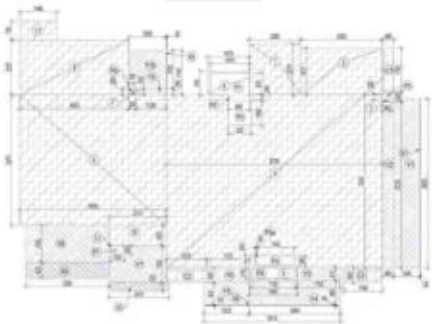

AREA DIAGRAM UNIT-1A

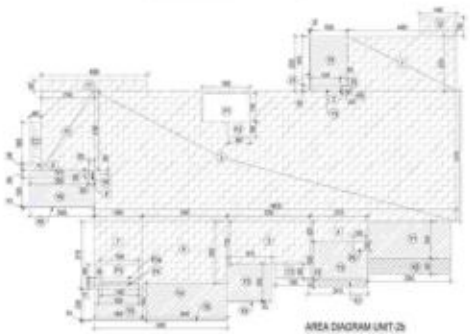

AREA DIAGRAM UNIT-2b

FIRST FLOOR CIRCULATION AREA DIAGRAM

F.A.R. COVERED AREA CALCULATION FOR UNIT - 1

S.NO	PARTICULARS						AREA (SQMT)
COVERED AREA							
1	2.500	X	2.875			=	7.188
2	2.500	X	1.875			=	4.688
3	2.400	X	0.400			=	0.960
4	4.750	X	1.000			=	4.750
5	1.500	X	0.400			=	0.600
6	1.875	X	0.875			=	1.641
7	0.875	X	0.875			=	0.766
8	0.875	X	0.875			=	0.766
9	0.875	X	0.875			=	0.766
10	0.875	X	0.875			=	0.766
11	0.875	X	0.875			=	0.766
12	0.875	X	0.875			=	0.766
13	0.875	X	0.875			=	0.766
14	0.875	X	0.875			=	0.766
15	0.875	X	0.875			=	0.766
16	0.875	X	0.875			=	0.766
17	0.875	X	0.875			=	0.766
18	0.875	X	0.875			=	0.766
19	0.875	X	0.875			=	0.766
20	0.875	X	0.875			=	0.766
21	0.875	X	0.875			=	0.766
22	0.875	X	0.875			=	0.766
23	0.875	X	0.875			=	0.766
24	0.875	X	0.875			=	0.766
TOTAL AREA (A)						=	110.661
BALCONY 1A AREA							
27	0.500	X	0.687			=	0.171
28	0.500	X	0.625			=	0.156
29	0.415	X	0.625			=	0.259
30	0.415	X	0.625			=	0.259
31	0.500	X	0.625			=	0.312
32	0.500	X	0.625			=	0.312
33	0.625	X	1.750			=	1.094
TOTAL BALCONY AREA						=	2.762
TOTAL BALCONY 1A AREA (B)						=	0.691
SUBTRACTION AREA							
P1	0.375	X	0.875			=	0.328
P2	0.687	X	0.240			=	0.165
P3	0.625	X	0.250			=	0.156
P4	0.562	X	0.687			=	0.386
P4a	0.562	X	0.240			=	0.135
P5	0.562	X	0.250			=	0.141
P6	0.562	X	0.250			=	0.141
P7	0.250	X	0.250			=	0.063
P8	0.250	X	0.250			=	0.063
P9	0.750	X	0.875			=	0.656
TOTAL SUBTRACTION AREA = (C)						=	2.034
TOTAL UNIT 1 F.A.R. AREA (Da) (A+B-C)						=	110.341
NON F.A.R. AREA OF BALCONY							
11	0.625	X	0.840			=	0.525
12	0.750	X	0.840			=	0.630
13	0.750	X	0.840			=	0.630
14	0.750	X	0.840			=	0.630
15	1.625	X	0.840			=	1.365
16	1.125	X	0.840			=	0.945
17	0.875	X	0.840			=	0.735
18	0.875	X	0.840			=	0.735
19	0.875	X	0.840			=	0.735
20	0.875	X	0.840			=	0.735
21	0.875	X	0.840			=	0.735
22	0.875	X	0.840			=	0.735
TOTAL AREA						=	23.152
SUBTRACTION AREA							
47	0.500	X	0.250			=	0.125
TOTAL NON F.A.R AREA						=	23.275
BALCONY 1A AREA = (1.25X0.5MX)						=	2.517
TOTAL BALCONY NON F.A.R. AREA = (E)						=	21.245
15% SERVICES AREA OF UNIT-1							
31	0.800	X	1.750			=	1.400
32	0.800	X	0.875			=	0.700
33	0.800	X	0.875			=	0.700
TOTAL 15% SERVICES AREA OF UNIT (F)						=	2.801
COVERAGE AREA OF UNIT =D+E+F							
1	TOTAL UNIT F.A.R. AREA (D)					=	110.341
2	NON F.A.R. AREA OF UNIT (E)					=	21.245
3	15 % SERVICES AREA OF UNIT (F)					=	2.801
TOTAL UNIT 1 COVERAGE AREA						=	148.387

F.A.R. COVERED AREA CALCULATION FOR UNIT - 1a

S.NO	PARTICULARS						AREA (SQMT)
COVERED AREA							
1	1.750	X	2.250			=	4.938
2	0.800	X	1.875			=	1.500
3	0.800	X	0.400			=	0.320
4	0.750	X	1.000			=	0.750
5	1.500	X	0.400			=	0.600
6	1.875	X	0.875			=	1.641
7	1.500	X	0.375			=	0.563
8	0.800	X	0.125			=	0.100
9	0.800	X	0.875			=	0.700
10	1.500	X	0.400			=	0.600
11	0.750	X	1.000			=	0.750
TOTAL AREA = (A)						=	10.931
BALCONY 1A AREA							
27	0.500	X	0.687			=	0.171
28	0.500	X	0.625			=	0.156
29	0.415	X	0.625			=	0.259
30	0.415	X	0.625			=	0.259
31	0.500	X	0.625			=	0.312
32	0.500	X	0.625			=	0.312
33	0.625	X	1.750			=	1.094
TOTAL BALCONY AREA						=	2.763
TOTAL BALCONY 1A AREA (B)						=	0.691
SUBTRACTION AREA							
P1	0.375	X	0.875			=	0.328
P2	0.687	X	0.240			=	0.165
P3	0.625	X	0.250			=	0.156
P4	0.562	X	0.687			=	0.386
P4a	0.562	X	0.240			=	0.135
P5	0.562	X	0.250			=	0.141
P6	0.562	X	0.250			=	0.141
P7	0.250	X	0.250			=	0.063
P8	0.250	X	0.250			=	0.063
P9	0.750	X	0.875			=	0.656
TOTAL SUBTRACTION AREA = (C)						=	2.034
TOTAL UNIT 1a F.A.R. AREA (Da) (A+B-C)						=	110.588
NON F.A.R. AREA OF BALCONY							
11	0.625	X	0.840			=	0.525
12	0.750	X	0.840			=	0.630
13	0.750	X	0.840			=	0.630
14	0.750	X	0.840			=	0.630
15	1.625	X	0.840			=	1.365
16	1.125	X	0.840			=	0.945
17	0.875	X	0.840			=	0.735
18	0.875	X	0.840			=	0.735
19	0.875	X	0.840			=	0.735
20	0.875	X	0.840			=	0.735
21	0.875	X	0.840			=	0.735
22	0.875	X	0.840			=	0.735
TOTAL AREA						=	23.122
SUBTRACTION AREA							
47	0.500	X	0.250			=	0.125
TOTAL NON F.A.R AREA						=	23.247
BALCONY 1A AREA = (1.25X0.5MX)						=	2.434
TOTAL BALCONY NON F.A.R. AREA = (E)						=	20.813
15% SERVICES AREA OF UNIT-1a							
31	0.800	X	1.750			=	1.400
32	0.800	X	0.875			=	0.700
33	0.800	X	0.875			=	0.700
TOTAL 15% SERVICES AREA OF UNIT (F)						=	2.801
COVERAGE AREA OF UNIT =D+E+F							
1	TOTAL UNIT F.A.R. AREA (D)					=	110.588
2	NON F.A.R. AREA OF UNIT (E)					=	20.813
3	15 % SERVICES AREA OF UNIT (F)					=	2.801
TOTAL UNIT 1a COVERAGE AREA						=	148.777

F.A.R. COVERED AREA CALCULATION FOR UNIT - 2

S.NO	PARTICULARS						AREA (SQMT)
COVERED AREA							
1	0.875	X	2.375			=	2.078
2	2.125	X	0.250			=	0.531
3	1.625	X	1.625			=	2.641
4	1.125	X	0.250			=	0.281
5	1.125	X	1.750			=	1.969
6	1.625	X	0.500			=	0.813
7	1.125	X	0.250			=	0.281
8	1.125	X	1.750			=	1.969
9	1.625	X	0.500			=	0.813
10	1.125	X	0.250			=	0.281
11	1.125	X	1.750			=	1.969
12	1.625	X	0.500			=	0.813
13	1.125	X	0.250			=	0.281
14	1.125	X	1.750			=	1.969
15	1.625	X	0.500			=	0.813
16	1.125	X	0.250			=	0.281
17	1.125	X	1.750			=	1.969
18	1.625	X	0.500			=	0.813
19	1.125	X	0.250			=	0.281
20	1.125	X	1.750			=	1.969
21	1.625	X	0.500			=	0.813
22	1.125	X	0.250			=	0.281
23	1.125	X	1.750			=	1.969
24	1.625	X	0.500			=	0.813
25	1.125	X	0.250			=	0.281
26	1.125	X	1.750			=	1.969
27	1.625	X	0.500			=	0.813
28	1.125	X	0.250			=	0.281
29	1.125	X	1.750			=	1.969
30	1.625	X	0.500			=	0.813
31	1.125	X	0.250			=	0.281
32	1.125	X	1.750			=	1.969
33	1.625	X	0.500			=	0.813
34	1.125	X	0.250			=	0.281
35	1.125	X	1.750			=	1.969
36	1.625	X	0.500			=	0.813
37	1.125	X	0.250			=	0.281
38	1.125	X	1.750			=	1.969
39	1.625	X	0.500			=	0.813
40	1.125	X	0.250			=	0.281
41	1.125	X	1.750			=	1.969
42	1.625	X	0.500			=	0.813
43	1.125	X	0.250			=	0.281
44	1.125	X	1.750			=	1.969
45	1.625	X	0.500			=	0.813
46	1.125	X	0.250			=	0.281
47	1.125	X	1.750			=	1.969
48	1.625	X	0.500			=	0.813
49	1.125	X	0.250			=	0.281
50	1.125	X	1.750			=	1.969
51	1.625	X	0.500			=	0.813
52	1.125	X	0.250			=	0.281
53	1.125	X	1.750			=	1.969
54	1.625	X	0.500			=	0.813
55	1.125	X	0.250			=	0.281
56	1.125	X	1.750			=	1.969
57	1.625	X	0.500			=	0.813
58	1.125	X	0.250			=	0.281
59	1.125	X	1.750			=	1.969
60	1.625	X	0.500			=	0.813
61	1.125	X	0.250			=	0.281
62	1.125	X	1.750			=	1.969
63	1.625	X	0.500			=	0.813
64	1.125	X	0.250			=	0.281
65	1.125	X	1.750			=	1.969
66	1.625	X	0.500			=	0.813
67	1.125	X	0.250			=	0.281
68	1.125	X	1.750			=	1.969
69	1.625	X	0.500			=	0.813
70	1.125	X	0.250			=	0.281
71	1.125	X	1.750			=	1.969
72	1.625	X	0.500			=	0.813
73	1.125	X	0.250			=	0.281
74	1.125	X	1.750			=	1.969
75	1.625	X	0.500			=	0.813
76	1.125	X	0.250			=	0.281
77	1.125	X	1.750			=	1.969
78	1.625	X	0.500			=	0.813
79	1.125	X	0.250			=	0.281
80	1.125	X	1.750			=	1.969
81	1.625	X	0.500			=	0.813
82	1.125	X	0.250			=	0.281
83	1.125	X	1.750			=	1.969
84	1.625	X	0.500			=	0.813
85	1.125	X	0.250			=	0.281
86	1.125	X	1.750			=	1.969
87	1.625	X	0.500			=	0.813
88	1.125	X	0.250			=	0.281
89	1.125	X	1.750			=	1.969
90	1.625	X	0.500			=	0.813
91	1.125	X	0.250			=	0.281
92	1.125	X	1.750			=	1.969
93	1.625	X	0.500			=	0.813
94	1.125	X	0.250			=	0.281
95	1.125	X	1.750			=	1.969
96	1.625	X	0.500			=	0.813
97	1.125	X	0.250			=	0.281
98	1.125	X	1.750			=	1.969
99	1.625	X	0.500			=	0.813
100	1.125	X	0.250			=	0.281
101	1.125	X	1.750			=	1.969
102	1.625	X	0.500			=	0.813
103	1.125	X	0.250			=	0.281
104	1.125	X	1.750			=	1.969
105	1.625	X	0.500			=	0.813
106	1.125	X	0.250			=	0.281
107	1.125	X	1.750			=	1.969
108	1.625	X	0.500			=	0.813
109	1.125	X	0.250			=	0.281
110	1.125	X	1.750			=	1.969
111	1.625	X	0.500			=	0.813
112	1.125	X	0.250			=	0.281
113	1.125	X	1.750			=	1.969
114	1.625	X	0.500			=	0.813
115	1.125	X	0.250			=	0.281
116	1.125	X	1.750			=	1.969
117	1.625	X	0.500			=	0.813
118	1.125	X	0.250			=	0.281
119	1.125	X	1.750			=	1.969
120	1.625	X	0.500			=	0.813
121	1.125	X	0.250			=	0.281
122	1.125	X	1.750			=	1.969
123	1.625	X	0.500			=	0.813
124	1.125	X	0.250			=	0.281
125	1.125	X	1.750			=	1.969
126	1.625	X	0.500			=	0.813
127	1.125	X	0.250			=	0.281
128	1.125	X	1.750			=	1.969
129	1.625	X	0.500			=	0.813
130	1.125	X	0.250			=	0.281
131	1.125	X	1.750			=	1.969
132	1.625	X	0.500			=	0.813
133	1.125	X	0.250			=	0.281
134	1.125	X	1.750			=	1.969
135	1.625	X	0.500			=	0.813
136	1.125	X	0.250			=	0.281
137	1.125	X	1.750			=	1.969
138	1.625	X	0.500			=	0.813
139	1.125	X	0.250			=	0.281
140	1.125	X	1.750			=	1.969
141	1.625	X	0.500			=	0.813
142	1.125	X	0.250			=	0.281
143	1.125	X	1.750			=	1.969
144	1.625	X	0.500			=	0.813
145	1.125	X	0.250			=	0.281
146	1.125	X	1.750			=	1.969
147	1.625	X	0.500			=	0.813
148	1.125	X	0.250			=	0.281
149	1.125	X	1.750			=	1.969
150	1.625	X	0.500			=	0.813
151	1.125	X	0.250			=	0.281
152	1.125	X	1.750			=	1.969
153	1.625	X	0.500			=	0.813
154	1.125	X	0.250			=	0.281
155	1.125	X	1.750			=	1.969
156	1.625	X	0.500			=	0.813
157	1.125	X	0.250			=	0.281
158	1.125	X	1.750			=	1.969
159	1.625	X	0.500			=	0.813
160	1.125	X	0.250			=	0.281
161	1.125	X	1.750			=	1.969
162	1.625	X	0.500			=	0.813
163	1.125	X	0.250			=	0.281
164	1.125	X	1.750			=	1.969
165	1.625	X	0.500			=	0.813
166	1.125	X	0.250			=	0.281
167	1.125	X	1.750			=	1.969
168	1.625	X	0.500			=	0.813
169	1.125	X	0.250			=	0.281
170	1.125	X	1.750			=	1.969
171	1.625	X	0.500			=	0.813
172	1.125	X	0.250			=	0.281
173	1.125	X	1.750			=	1.969
174	1.625	X	0.500			=	0.813
175	1.125	X	0.250			=	0.281
176	1.125	X	1.750			=	1.969
177	1.625	X	0.500			=	0.813
178	1.125	X	0.250			=	0.281
179	1.125	X	1.750			=	1.969
180	1.625	X	0.500			=	0.813
181	1.125	X	0.250			=	0.281
182	1.125	X	1.750			=	1.969
183	1.625	X	0.500			=	0.813
184	1.125	X	0.250			=	0.281
185	1.125	X	1.750			=	1.969
186	1.625	X	0.500			=	0.813
187	1.125	X	0.250			=	0.281
188	1.125	X	1.750			=	1.969
189	1.625	X	0.500			=	0.813
190	1.125	X	0.250			=	0.281
191	1.125	X	1.750			=	1.969
192	1.625	X	0.500			=	0.813
193	1.125	X	0.250			=	0.281
194	1.125	X	1.750			=	1.969
195	1.625	X	0.500			=	0.813
196	1.125	X	0.250			=	0.281
197	1.125	X	1.750			=	1.969
198	1.625	X	0.500			=	0.813
199	1.125	X	0.250			=	0.281
200	1.125	X	1.750			=	1.969
201	1.625	X	0.500			=	0.813
202	1.125	X	0.250			=	0.281
203	1.125	X	1.750			=	1.969
204	1.625	X	0.500			=	0.813
205	1.125	X	0.250			=	0.281
206	1.125	X	1.750			=	1.969
207	1.625	X	0.500			=	0.813
208	1.125	X	0.250			=	0.281
209	1.125	X	1.750			=	1.969
210	1.625	X	0.500			=	0.813
211	1.125	X	0.250			=	0.281
212	1.125	X	1.750			=	1.969
213	1.625	X	0.500			=	0.813
214	1.125	X	0.250			=	0.281
215	1.125	X	1.750			=	1.969
216	1.625	X	0.500			=	0.813
217	1.125	X	0.250			=	0.281
218	1.125	X	1.750			=	1.969
219	1.625	X	0.500			=	0.813
220	1.125	X	0.250			=	0.281
221	1.125	X	1.750			=	1.969
222	1.625	X	0.500			=	0.813
223	1.125	X	0.250			=	0.281
224	1.125	X	1.750			=	1.969
225	1.625	X	0.500			=	0.813
226	1.125	X	0.250			=	0.281
227	1.125	X	1.750			=	1.969
228	1.625	X	0.500			=	0.813
229	1.125	X	0.250			=	0.281
230	1.125	X	1.750			=	1.969
231	1.625	X	0.500			=	0.813
232	1.125	X	0.250			=	0.281
233	1.125	X	1.750			=	1.969
234	1.625	X	0.500			=	0.813
235	1.125	X	0.250			=	0.281
236	1.125	X	1.750			=	1.969
237	1.625	X	0.500			=	0.813
238	1.125	X	0.250			=	0.281
239	1.125	X	1.750			=	1.969
240	1.625	X	0.500			=	0.813
241	1.125	X	0.250			=	0.281
242	1.125	X	1.750			=	1.969
243	1.625	X	0.500			=	0.813
244	1.125	X	0.250			=	0.281
245	1.125	X	1.750			=	1.969
246	1.625	X	0.500			=	0.813
247	1.125	X	0.250			=	0.281
248	1.125	X	1.750			=	1.969
249	1.625	X	0.500			=	0.813
250	1.125	X	0.250			=	0.281
251	1.125	X	1.750			=	1.969
252	1.625	X	0.500			=	0.813
253	1.125	X	0.250			=	0.281
254	1.125	X	1.750			=	1.969
255	1.625	X	0.500			=	0.813
256	1.125	X	0.250			=	0.281
257	1.125	X	1.750			=	1.969
258	1.625	X	0.500			=	0.813
259	1.125	X	0.250			=	0.281
260	1.125	X	1.750			=	1.969
261	1.625	X	0.500			=	0.813
262	1.125	X	0.250			=	0.281
263	1.125	X	1.750			=	1.969
264	1.625	X	0.500			=	0.813
265	1.125	X	0.250			=	0.281
266	1.125	X	1.750			=	1.969
267	1.625	X	0.500			=	0.813
268	1.125	X	0.250			=	0.281
269	1.125	X	1.750			=	1.969
270	1.625	X	0.500			=	0.813
271	1.125	X	0.250			=	0.281
272	1.125	X	1.750			=	1.969
273	1.625	X	0.500			=	0.813
274	1.125	X	0.250			=	0.281
275	1.125	X	1.750			=	1.969
276	1.625	X	0.500			=	0.813
277	1.125	X	0.250			=	0.281
278	1.125	X	1.750			=	1.969
279	1.625	X	0.500			=	0.813
280	1.125	X	0.250			=	0.281
281	1.125	X	1.750			=	1.969
282	1.625	X	0.500			=	0.813
283	1.125	X	0.250			=	0.281
284	1.125	X	1.750			=	1.969
285	1.625	X	0.500			=	0.813
286	1.125	X	0.250			=	0.281
287	1.125	X	1.750			=	1.969
288	1.625	X	0.500			=	0.813
289	1.125	X	0.250			=	0.281
290	1.125	X	1.750			=	1.969
291	1.625	X	0.500			=	0.813
292	1.125	X	0.250			=	0.281
293	1.125	X	1.750			=	1.969
294	1.625	X	0.500			=	0.813
295	1.125	X	0.250			=	0.281
296	1.125	X	1.750			=	1.969
297	1.625	X	0.500			=	0.813
298	1.125	X	0.250			=	0.281
299	1.125	X	1.750			=	1.969
300	1.625	X	0.500			=	0.813
301	1.125	X	0.250			=	0.281
302	1.125	X	1.750			=	1.969
303	1.625	X	0.500			=	0.813
304	1.125	X	0.250			=	0.281
305	1.125	X	1.750			=	1.969
306	1.625	X	0.500			=	0.813
307	1.125	X	0.250			=	0.281
308	1.125	X	1.750			=	1.969
309	1.625	X	0.500			=	0.813
310	1.125	X	0.250			=	0.281
311	1.125	X	1.750			=	1.969
312	1.625	X	0.500			=	0.813
313	1.125	X	0.250			=	0.281
314	1.125	X	1.750			=	1.969
315	1.625	X	0.500			=	0.813
316	1.125	X	0.250			=	0.281
317	1.125	X	1.750			=	1.969
318	1.625	X	0.500			=	0.813
319	1.125	X	0.250			=	0.281
320	1.125	X	1.750			=	1.969
321	1.625	X	0.500			=	0.813
322	1.125	X	0.250			=	0.281
323	1.125	X	1.750			=	1.969
324	1.625	X	0.500			=	0.813
325	1.125	X	0.250			=	0.281
326	1.125	X	1.750			=	1.969
327	1.625	X	0.500			=	0.813
328	1.125	X	0.250			=	0.281
329	1.125	X	1.750			=	1.969
330	1.625	X	0.500			=	0.813
331	1.125	X	0.250			=	0.281
332	1.125	X	1.750			=	1.969
333	1.625	X	0.500			=	0.813
334	1.125	X	0.250			=	0.281
335	1.125	X	1.750			=	1.969
336	1.625	X	0.500			=	0.813
337	1.125	X	0.250			=	0.281
338	1.125	X	1.750			=	1.969
339	1.625	X	0.500			=	0.813
340	1.125	X	0.250			=	0.281
341	1.125	X	1.750			=	1.969
342	1.625	X	0.500			=	0.813
343	1.125	X	0.250			=	0.281
344	1.125	X	1.750			=	1.969
345	1.625	X	0.500			=	0.813
346	1.125	X	0.250			=	0.281
347	1.125	X	1.750			=	1.969
348	1.625	X	0.500			=	0.813
349	1.125	X	0.250			=	0.281
350	1.125	X	1.750			=	1.969
351	1.625	X	0.500			=	0.813
352	1.125	X	0.250			=	0.281
353	1.125	X	1.750			=	1.969
354	1.625	X	0.500			=	0.813
355	1.125	X	0.250			=	0.281
356	1.125	X	1.750			=	1.969
357	1.625	X	0.500			=	0.813
358	1.125	X	0.250			=	0.281
359	1.125	X	1.750			=	1.969
360	1.625	X	0.500			=	0.813
361	1.125	X	0.250			=	0.281
362	1.125	X	1.750			=	1.969
363	1.625	X	0.500			=	0.813
364	1.125	X	0.250			=	0.281
365	1.125	X	1.750			=	1

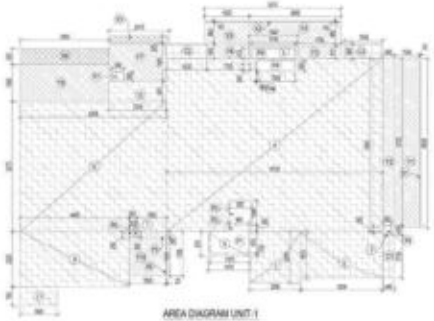

AREA DIAGRAM UNIT-1

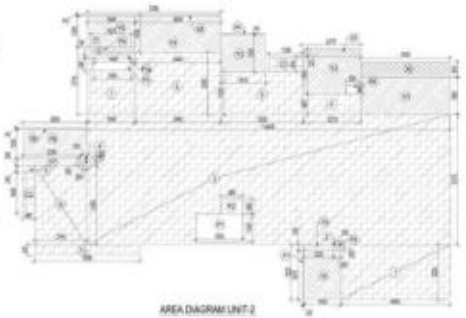

AREA DIAGRAM UNIT-2

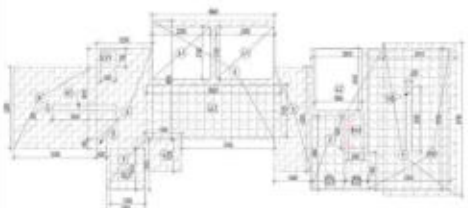

2ND FLOOR CORE AREA DIAGRAM

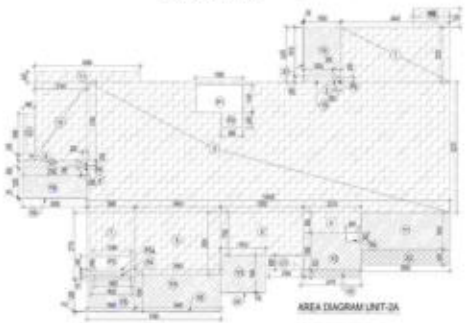

AREA DIAGRAM UNIT-2A

F.A.R. COVERED AREA CALCULATION FOR UNIT - 1						
S.NO.	PARTICULARS					AREA (SQMT.)
COVERED AREA						
1	1.98	x	2.93		=	5.80
2	3.60	x	1.27		=	4.58
3	2.60	x	3.60		=	3.98
4	4.70	x	1.00		=	4.70
5	1.90	x	2.70		=	5.13
6	1.75	x	3.71		=	6.50
7	1.65	x	0.84		=	1.39
8	4.50	x	2.20		=	9.90
9	4.50	x	3.25		=	14.63
10	2.15	x	0.87		=	1.87
11	2.90	x	1.80		=	5.22
TOTAL AREA (A)					=	115.63
BALCONY 1A AREA						
J1	1.10	x	0.85		=	0.93
J2	3.50	x	0.30		=	1.05
J3	2.15	x	0.30		=	0.65
J4	1.90	x	0.30		=	0.57
J5	2.25	x	1.80		=	4.05
TOTAL BALCONY AREA					=	7.25
TOTAL BALCONY 1A AREA (B)					=	3.63
SUBTRACTION AREA						
S1	1.15	x	0.85		=	0.98
S2	0.90	x	0.30		=	0.27
S3	2.15	x	0.30		=	0.65
S4	1.90	x	0.30		=	0.57
S5	1.90	x	0.30		=	0.57
S6	2.25	x	0.30		=	0.68
S7	1.90	x	0.30		=	0.57
S8	2.25	x	0.30		=	0.68
S9	1.90	x	0.30		=	0.57
S10	1.90	x	0.30		=	0.57
TOTAL AREA					=	21.00
SUBTRACTION AREA						
P1	0.50	x	0.30		=	0.15
TOTAL NON F.A.R AREA					=	21.15
BALCONY 1A AREA x (1.00-0.50)					=	2.57
TOTAL BALCONY NON F.A.R. AREA x (E)					=	21.69
15% SERVICES AREA OF UNIT						
C1	3.60	x	1.70		=	6.12
C2	1.60	x	0.80		=	1.28
C3	1.90	x	0.80		=	1.52
TOTAL 15% SERVICES AREA OF UNIT (F)					=	8.92
COVERAGE AREA OF UNIT - =(G+E+F)						
1	TOTAL UNIT F.A.R. AREA (G)				=	115.63
2	NON F.A.R. AREA OF UNIT (E)				=	21.69
3	15% SERVICES AREA OF UNIT (F)				=	8.92
TOTAL UNIT-1 COVERAGE AREA					=	145.24

F.A.R. COVERED AREA CALCULATION FOR UNIT-2						
S.NO.	PARTICULARS					AREA (SQMT.)
COVERED AREA						
1	4.40	x	2.26		=	9.94
2	2.15	x	1.50		=	3.23
3	14.10	x	1.50		=	21.15
4	2.15	x	1.50		=	3.23
5	1.75	x	1.50		=	2.63
6	3.60	x	2.50		=	9.00
7	1.50	x	1.15		=	1.73
8	2.75	x	1.30		=	3.57
9	3.40	x	1.24		=	4.22
10	2.10	x	1.53		=	3.22
11	4.00	x	0.42		=	1.68
TOTAL AREA=(A)					=	117.68
BALCONY 1A AREA						
J1	0.28	x	1.25		=	0.35
J2	2.78	x	1.25		=	3.48
J3	2.41	x	1.25		=	3.02
J4	1.51	x	1.25		=	1.89
J5	0.28	x	1.25		=	0.35
J6	2.50	x	1.25		=	3.13
TOTAL BALCONY AREA					=	1.24
TOTAL BALCONY 1A AREA (B)					=	6.62
SUBTRACTION AREA						
P1	1.00	x	1.50		=	2.12
P2	0.60	x	1.00		=	0.63
P3	1.50	x	1.41		=	2.12
$P3_A$	1.41	x	1.12		=	1.57
P4	1.20	x	1.11		=	1.33
P5	1.20	x	1.20	2	=	2.88
TOTAL SUBTRACTION AREA = (C)					=	1.03
TOTAL UNIT-2 FAR AREA (Sum B+B1C)					=	118.28
NON F.A.R AREA OF BALCONY						
J1	1.50	x	1.50		=	2.32
J2	2.75	x	1.50		=	4.21
J3	1.75	x	1.50		=	2.71
J4	1.40	x	1.50		=	2.16
J5	3.60	x	1.50		=	5.52
J6	1.50	x	1.25		=	2.87
J7	2.50	x	1.25		=	4.78
J8	1.25	x	1.25		=	2.39
J9	1.50	x	1.25		=	2.87
J10	1.50	x	1.25		=	2.87
TOTAL AREA					=	31.11
SUBTRACTION AREA						
P6	2.50	x	0.30		=	0.75
TOTAL NON F.A.R AREA					=	31.11
BALCONY 1A AREA x (1.00-0.50)					=	2.57
TOTAL BALCONY NON F.A.R. AREA x (E)					=	33.68
15% SERVICES AREA OF UNIT						
C1	7.00	x	0.60		=	5.04
C2	2.60	x	1.50		=	3.90
TOTAL 15% SERVICES AREA OF UNIT (F)					=	1.08
COVERAGE AREA FOR UNIT =(G+E+F)						
1	TOTAL UNIT F.A.R. AREA (G)				=	118.28
2	NON F.A.R. AREA OF UNIT (E)				=	33.68
3	15% SERVICES AREA OF UNIT (F)				=	1.08
TOTAL UNIT-2 COVERAGE AREA					=	153.04

F.A.R. COVERED AREA CALCULATION FOR UNIT-2A						
S.NO.	PARTICULARS					AREA (SQMT.)
COVERED AREA						
1	4.40	x	2.26		=	9.94
2	3.60	x	0.85		=	3.06
3	4.50	x	3.25		=	14.63
4	2.15	x	0.87		=	1.87
5	3.60	x	1.73		=	6.23
6	2.40	x	2.80		=	6.72
7	2.40	x	0.80		=	1.92
8	3.60	x	1.80		=	6.48
9	2.40	x	0.45		=	1.08
10	2.40	x	0.45		=	1.08
11	2.40	x	0.75		=	1.80
TOTAL AREA=(A)					=	115.05
BALCONY 1A AREA						
J1	3.60	x	1.20		=	4.32
J2	2.60	x	0.60		=	1.56
J3	2.40	x	0.60		=	1.44
J4	1.80	x	0.60		=	1.08
J5	2.40	x	0.60		=	1.44
J6	2.60	x	0.60		=	1.56
TOTAL BALCONY AREA					=	1.25
TOTAL BALCONY 1A AREA (B)					=	8.52
SUBTRACTION AREA						
P1	1.00	x	1.50		=	2.12
P2	0.60	x	1.00		=	1.50
$P2_A$	1.40	x	1.50		=	2.12
P3	1.40	x	1.00		=	1.40
P4	1.40	x	1.00		=	1.40
P5	2.00	x	1.00	2	=	4.00
TOTAL SUBTRACTION AREA = (C)					=	1.03
TOTAL UNIT-2A FAR AREA (Sum B+B1C)					=	115.03
NON F.A.R AREA OF BALCONY						
J1	1.50	x	1.50		=	2.30
J2	2.75	x	1.50		=	4.21
J3	1.50	x	1.50		=	2.30
J4	1.40	x	1.50		=	2.16
J5	2.60	x	1.50		=	3.99
J6	1.50	x	1.25		=	2.87
J7	2.50	x	1.25		=	4.78
J8	1.25	x	1.25		=	2.39
J9	1.50	x	1.25		=	2.87
TOTAL AREA					=	31.11
SUBTRACTION AREA						
P6	2.50	x	0.30		=	0.75
TOTAL NON F.A.R AREA					=	31.11
BALCONY 1A AREA x (1.00-0.50)					=	2.57
TOTAL BALCONY NON F.A.R. AREA x (E)					=	33.68
15% SERVICES AREA OF UNIT						
C1	1.50	x	0.60		=	0.90
C2	2.60	x	1.50		=	3.90
TOTAL 15% SERVICES AREA OF UNIT (F)					=	1.08
COVERAGE AREA OF UNIT =(G+E+F)						
1	TOTAL UNIT F.A.R. AREA (G)				=	115.03
2	NON F.A.R. AREA OF UNIT (E)				=	33.68
3	15% SERVICES AREA OF UNIT (F)				=	1.08
TOTAL UNIT-2A COVERAGE AREA					=	149.67

SECOND FLOOR FAR AREA SUMMARY					
S.NO.	NO OF UNITS		SINGLE UNIT AREA		TOTAL UNITS AREA (SQMT)
F.A.R AREA OF UNIT - 1	2	x	115.63	=	231.26
F.A.R AREA OF UNIT - 2	1	x	118.28	=	118.28
F.A.R AREA OF UNIT - 2a	1	x	115.03	=	115.03
F.A.R AREA OF CIRCULATION	1	x	34.67	=	34.67
TOTAL F.A.R AREA AT SINGLE FLOOR = (A)				=	484.84

TOTAL NON F.A.R. AREA AT SECOND FLOOR PLAN					
BALCONY AREA					
UNIT - 1	21.201	x	2	=	42.402
UNIT - 2	28.638	x	1	=	28.638
UNIT - 2A	28.638	x	1	=	28.638
TOTAL NON FAR AREA AT SINGLE FLOOR				=	115.702

Sudheer Kumar

Lal Singh

AMIT VARMA — Digitally signed by AMIT VARMA Date: 2023.11.28 17:27:40 +05'30'

PRAMOD BAHL — Digitally signed by PRAMOD BAHL Date: 2023.11.24 19:27:06 +05'30'

VISHAL SHARMA — Digitally signed by VISHAL SHARMA Date: 2023.11.24 12:52:56 +05'30'

NOTE:-
FLOOR NO.- 13TH FLOOR OMITTED FROM FLOOR COUNTING

OWNER SIGN | ARCHITECT SIGN

F.A.R. COVERED AREA CALCULATION FOR CIRCULATION AREA						
S.NO.	PARTICULARS					AREA (SQMT.)
1	2.515	x	6.180		=	17.38
2	2.515	x	3.50		=	10.07
3	1.46	x	4.20		=	6.13
4	4.46	x	4.95		=	22.07
5	2.15	x	1.87		=	4.01
6	1.65	x	1.15		=	1.90
7	1.55	x	2.20		=	3.41
8	1.45	x	3.30		=	4.79
9	2.15	x	1.90		=	4.09
TOTAL AREA (A)					=	83.87
AREA SUBTRACTION						
P31	3.50	x	0.70		=	10.15
P32	1.50	x	1.00		=	1.50
LL1	5.43	x	2.15		=	11.68
LL2	0.91	x	1.30		=	1.18
LL3	1.75	x	2.50		=	4.38
L1	2.10	x	2.50	2	=	10.50
L2	1.20	x	2.50		=	4.50
BL1	1.50	x	1.45		=	2.18
P1	0.80	x	0.30		=	0.24
LP1	0.70	x	0.90		=	0.63
TOTAL (B)					=	56.50
TOTAL F.A.R AREA CORRIDOR = (A - B)					=	30.37

CORRIDOR AREA CALCULATION TOWARDS 15% SERVICES AREA						
S.NO.	PARTICULARS					AREA (SQMT.)
FIRE TOWER AREA						
FT1	3.20	x	3.70		=	10.15
AREA SUBTRACTION						
H1	2.50	x	2.90		=	7.25
FIRE STAIRCASE AREA					=	10.20
LIFT LOBBY						
LL1	5.43	x	2.15		=	11.68
LL2	0.91	x	1.30		=	1.18
LL3	1.75	x	2.50		=	4.38
FHC SHAFT						
FH1	0.65	x	1.30		=	0.85
ELECTRICAL & LV SHAFT						
EL1	1.45	x	1.05		=	2.18
LP1	0.70	x	0.90		=	0.63
TOTAL CORRIDOR AREA 15% SERVICES AREA (A)					=	30.80
UNIT AREA CALCULATION 15% SERVICES F.A.R AREA						
SUB BOARD						
UNIT Series F.A.R	1.68	x	2	=	3.36
UNIT2 Series F.A.R	1.60	x	1	=	1.60
UNIT2A Series F.A.R	1.60	x	1	=	1.60
TOTAL UNIT AREA CALCULATION 15% SERVICES F.A.R (B)					=	6.56
TOTAL 15% SERVICES F.A.R AREA =C (A + B)					=	37.36

LEENU SAHGAL — Digitally signed by LEENU SAHGAL Date: 2023.12.13 14:07:02 +05'30'

DOOR - WINDOW SCHEDULE					
SR. NO.	CODE	DESCRIPTION	SIZE	SILL	LINTEL
01	D1	VENEERED POLISHED FLUSH DOOR	1200 X 2400	00	2400
02	D2	LAMINATED FLUSH DOOR	1000 X 2250	00	2250
03	D3	LAMINATED FLUSH DOOR	800 X 2250	00	2250
04	DW1	FIXED GLAZING WITH OPENING (KITCHEN)	1400 X 2250	00	2250
05	SD1	SLIDING GLASS DOOR	3230X 2250	00	2250
06	SD2	SLIDING GLASS DOOR	1600 X 2250	00	2250
07	TW1	TOILET WINDOW	750 X 1050	900	2250
08	W1	BEDROOM WINDOW	800 X 1350	900	2250
09	FD1	F.H.C STAIR DOOR (FIRE DOOR)	1200X 2300	100	2400
10	W2	WINDOW	1100 X 900	AS/DETAIL	
20	GD1	GLAZING DOOR	200 X 2400	00	2400
21	GL1	GLAZING		AS/DETAIL	
22	GL2	GLAZING		AS/DETAIL	
23	GL3	GLAZING		AS/DETAIL	

LEGENDS :-

- F.A.R AREA
- COUNTED IN 15 % F.A.R AREA
- COUNTED IN 1/4 F.A.R AREA
- NON F.A.R AREA

OWNER
M/S GOLF GREEN MANSIONS (P) LTD.

SUBMISSION DRAWING

KEYPLAN



PROJECT
PROPOSED GROUP HOUSING FOR M/S GOLF GREEN MANSIONS (P) LTD. AT PLOT NO. - GH-3A,SECTOR -10 GREATER NOIDA,(U.P.)

DATE	PROJECT INCH	CHECKED BY
09-10-2023	BALRAJ SINGH	BALRAJ SINGH
SCALE	DRAWN BY	APPROVED BY
1:100	SAHIL GUPTA	VISHAL SHARMA

DRAWING TITLE
2nd FLOOR PLAN

TOWER-F

ARCHITECTS
Confluence
NEW DELHI - INDIA

DRAWING NO. S-22 | REVISION

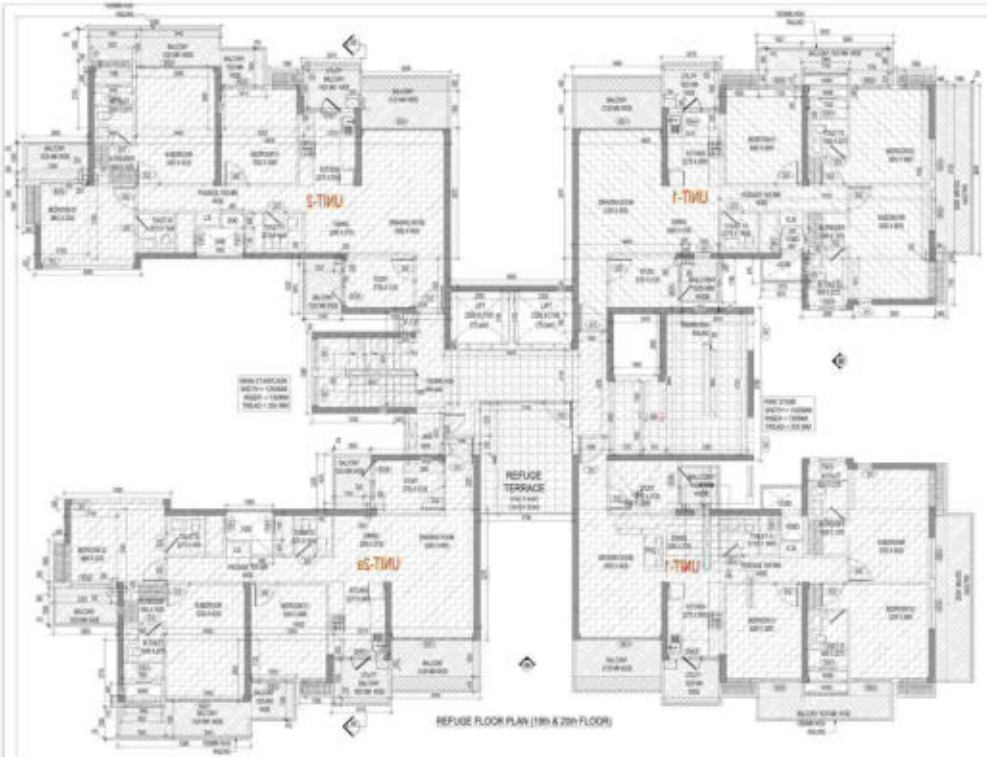

REFUGE FLOOR PLAN (19th & 20th FLOOR)

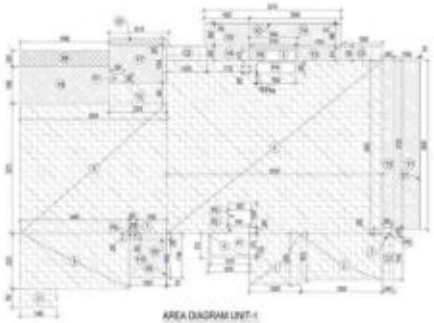

AREA DIAGRAM UNIT-1

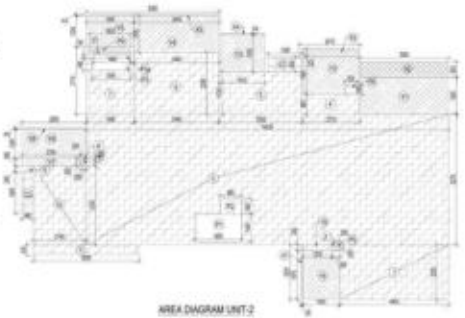

AREA DIAGRAM UNIT-2

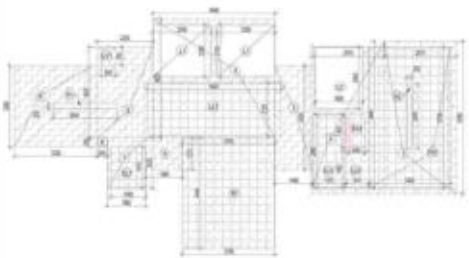

19TH & 18TH FLOOR CIRCULATION AREA DIAGRAM

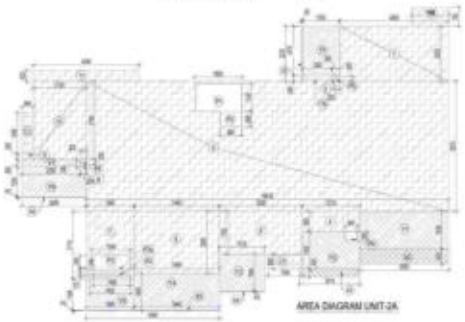

AREA DIAGRAM UNIT-2A

F.A.R. COVERED AREA CALCULATION FOR UNIT - 1

S.NO.	PARTICULARS							AREA (SQMT.)
COVERED AREA								
1	3.000	X	2.870			=		8.610
2	3.400	X	1.870			=		6.358
3	2.400	X	3.400			=		8.160
4	4.700	X	1.000			=		4.700
5	1.900	X	2.870			=		5.453
6	1.875	X	0.875			=		1.641
7	3.400	X	0.200			=		0.680
8	3.400	X	2.300			=		8.720
9	3.400	X	2.300			=		8.160
10	2.075	X	0.400			=		0.830
11	0.750	X	1.400			=		1.050
TOTAL AREA (A)						=		115.403
BALCONY 1A AREA								
J1	1.100	X	0.600			=		0.660
J2	3.000	X	0.300			=		0.900
J3	2.410	X	0.300			=		0.723
J4	1.100	X	0.300			=		0.330
J5	2.200	X	1.700			=		3.740
TOTAL BALCONY AREA						=		6.353
TOTAL BALCONY 1A AREA (B)						=		6.353
SUBTRACTION AREA								
R1	1.000	X	0.875			=		0.875
R2	0.600	X	0.300			=		0.180
R3	0.600	X	0.300			=		0.180
R4	1.100	X	0.300			=		0.330
R5	2.200	X	1.700			=		3.740
TOTAL SUBTRACTION AREA a (C)						=		5.305
TOTAL UNIT 1 F.A.R. AREA (Sum (A+B)-C)						=		116.451
NON F.A.R AREA OF BALCONY								
J1	0.600	X	0.300			=		0.180
J2	0.750	X	0.300			=		0.225
J3	1.750	X	0.300			=		0.525
J4	0.600	X	0.300			=		0.180
J5	1.600	X	0.300			=		0.480
J6	1.725	X	0.300			=		0.517
J7	0.375	X	1.000			=		0.375
J8	0.900	X	1.000			=		0.900
J9	1.750	X	0.300			=		0.525
J10	1.000	X	0.300			=		0.300
TOTAL AREA						=		4.207
SUBTRACTION AREA								
P1	0.500	X	0.300			=		0.150
TOTAL NON F.A.R AREA						=		4.057
BALCONY 1A AREA a (1.100-0.500)						=		0.600
TOTAL BALCONY NON F.A.R. AREA a (E)						=		4.657
15% SERVICES AREAS OF UNIT-1								
C1	3.600	X	1.700			=		6.120
C2	1.600	X	0.800			=		1.280
C3	1.000	X	0.800			=		0.800
TOTAL 15% SERVICES AREA OF UNIT (F)						=		8.200
COVERAGE AREA OF UNIT - =(G+E+F)								
1	TOTAL UNIT F.A.R. AREA (G)					=		116.451
2	NON FAR AREA OF UNIT (E)					=		4.657
3	15% SERVICES AREA OF UNIT (F)					=		8.200
TOTAL UNIT 1 COVERAGE AREA						=		128.307

F.A.R. COVERED AREA CALCULATION FOR UNIT - 2

S.NO.	PARTICULARS							AREA (SQMT.)
COVERED AREA								
1	4.400	X	2.225			=		9.790
2	0.725	X	0.750			=		0.544
3	14.725	X	5.250			=		77.306
4	2.375	X	0.200			=		0.475
5	5.775	X	1.750			=		10.106
6	3.400	X	2.350			=		8.000
7	1.540	X	1.175			=		1.810
8	3.275	X	1.350			=		4.421
9	3.400	X	1.250			=		4.250
10	2.140	X	1.150			=		2.461
11	4.000	X	0.825			=		3.300
TOTAL AREA a (A)						=		117.463
BALCONY 1A AREA								
J1	0.725	X	1.225			=		0.888
J2	2.375	X	0.525			=		1.247
J3	2.475	X	0.525			=		1.299
J4	1.375	X	0.525			=		0.722
J5	3.725	X	0.525			=		1.955
J6	2.650	X	0.525			=		1.391
TOTAL BALCONY AREA						=		7.504
TOTAL BALCONY 1A AREA (B)						=		7.504
SUBTRACTION AREA								
R1	1.000	X	1.750			=		1.750
R2	0.600	X	0.600			=		0.360
R3	1.750	X	1.200			=		2.100
R3a	1.400	X	0.150			=		0.210
R4	1.125	X	1.175			=		1.322
R5	3.725	X	0.200	X	2.175	=		1.620
TOTAL SUBTRACTION AREA a (C)						=		7.362
TOTAL UNIT 2 F.A.R. AREA (Sum (A+B)-C)						=		117.605
NON F.A.R AREA OF BALCONY								
J1	0.725	X	1.750			=		1.269
J2	2.375	X	1.750			=		4.156
J3	2.475	X	1.750			=		4.331
J4	1.375	X	1.750			=		2.406
J5	3.725	X	1.750			=		6.519
J6	2.650	X	1.750			=		4.638
TOTAL AREA						=		23.317
SUBTRACTION AREA								
P1	2.125	X	1.250			=		2.656
TOTAL NON F.A.R AREA						=		21.131
BALCONY 1A AREA a (7.504-6.000)						=		1.504
TOTAL BALCONY NON F.A.R. AREA a (E)						=		22.635
15% SERVICES AREA OF UNIT								
C1	7.200	X	0.800			=		5.760
C2	2.400	X	1.100			=		2.640
TOTAL 15% SERVICES AREA OF UNIT (F)						=		8.400
COVERAGE AREA FOR UNIT a=G+E+F								
1	TOTAL UNIT F.A.R. AREA (G)					+		116.305
2	NON FAR AREA OF UNIT (E)					+		22.635
3	15% SERVICES AREA OF UNIT (F)					+		8.400
TOTAL UNIT 2 COVERAGE AREA						=		147.340

F.A.R. COVERED AREA CALCULATION FOR UNIT 2A

S.NO.	PARTICULARS							AREA (SQMT.)
COVERED AREA								
1	4.400	X	2.225			=		9.790
2	0.725	X	0.750			=		0.544
3	14.725	X	5.250			=		77.306
4	2.375	X	0.200			=		0.475
5	5.775	X	1.750			=		10.106
6	3.400	X	2.350			=		8.000
7	1.540	X	1.175			=		1.810
8	3.275	X	1.350			=		4.421
9	3.400	X	1.250			=		4.250
10	2.140	X	1.150			=		2.461
11	4.000	X	0.825			=		3.300
TOTAL AREA a (A)						=		115.429
BALCONY 1A AREA								
J1	0.725	X	1.225			=		0.888
J2	2.375	X	0.525			=		1.247
J3	2.475	X	0.525			=		1.299
J4	1.375	X	0.525			=		0.722
J5	3.725	X	0.525			=		1.955
J6	2.650	X	0.525			=		1.391
TOTAL BALCONY AREA						=		7.504
TOTAL BALCONY 1A AREA (B)						=		7.504
SUBTRACTION AREA								
R1	1.000	X	1.750			=		1.750
R2	0.600	X	0.600			=		0.360
R3	1.750	X	1.200			=		2.100
R3a	1.400	X	0.150			=		0.210
R4	1.125	X	1.175			=		1.322
R5	3.725	X	0.200	X	2.175	=		1.620
TOTAL SUBTRACTION AREA a (C)						=		7.362
TOTAL UNIT 2A F.A.R. AREA (Sum (A+B)-C)						=		115.571
NON F.A.R AREA OF BALCONY								
J1	0.725	X	1.750			=		1.269
J2	2.375	X	1.750			=		4.156
J3	2.475	X	1.750			=		4.331
J4	1.375	X	1.750			=		2.406
J5	3.725	X	1.750			=		6.519
J6	2.650	X	1.750			=		4.638
TOTAL AREA						=		23.319
SUBTRACTION AREA								
P1	2.125	X	1.250			=		2.656
TOTAL NON F.A.R AREA						=		20.663
BALCONY 1A AREA a (1.125-0.625)						=		0.487
TOTAL BALCONY NON F.A.R. AREA a (E)						=		20.635
15% SERVICES AREA OF UNIT								
C1	7.200	X	0.800			=		5.760
C2	2.400	X	1.100			=		2.640
TOTAL 15% SERVICES AREA OF UNIT (F)						=		8.400
COVERAGE AREA OF UNIT - =G+E+F								
1	TOTAL UNIT F.A.R. AREA (G)					=		115.571
2	NON FAR AREA OF UNIT (E)					=		20.635
3	15% SERVICES AREA OF UNIT (F)					=		8.400
TOTAL UNIT 2A COVERAGE AREA						=		144.607

TOTAL NON F.A.R. AREA AT REFUGE FLOOR PLAN

BALCONY AREA							
UNIT - 1	11.34	X	1			=	11.340
UNIT - 2	20.675	X	1			=	20.675
UNIT - 2A	20.675	X	1			=	20.675
TOTAL NON FAR AREA AT TWINS LIT FLOOR						=	110.752

TYP. & 20th FLOOR UNIT AREA SUMMARY

S.NO.	NO. OF UNITS		SINGLE UNIT AREA		TOTAL UNITS AREA (SQMT.)
F.A.R AREA OF UNIT - 1	1	X	116.451	=	203.693
F.A.R AREA OF UNIT - 2	1	X	116.305	=	116.305
F.A.R AREA OF UNIT - 2A	1	X	115.429	=	115.429
F.A.R AREA OF CIRCULATION	1	X	30.176	=	30.176
TOTAL F.A.R AREA AT SINGLE FLOOR = (A)				=	465.602

TYPICAL FLOOR TOTAL FAR	=	464.602
TYPICAL FLOOR TOTAL NON FAR	=	110.752
TYPICAL FLOOR TOTAL SERVICE FAR	=	47.855
TOTAL TYPICAL FLOOR FAR AREA	=	463.000

REFUGE AREA CALCULATION
(BUILDING FLOOR PLATE X 2 FLOOR X 0.3) /12.5 = .900 SQ.MT.
FOR SPEC. ABLED)

(962.070X 2 X 0.3) /12.5 = .900 = 32.679 SQ. MT.
=32.679/2 = 16.340 SQ.MT. PER FLOOR

PRAMOD BAHL — Digitally signed by PRAMOD BAHL Date: 2023.11.24 19:34:50 +05'30'

VISHAL SHARMA — Digitally signed by VISHAL SHARMA Date: 2023.11.24 12:55:19 +05'30'

NOTE:-
FLOOR NO:- 13TH FLOOR OMITTED FROM FLOOR COUNTING

OWNER SIGN | ARCHITECT SIGN

OWNER
M/S GOLF GREEN MANSIONS (P) LTD.

SUBMISSION DRAWING

KEYPLAN



PROJECT
PROPOSED GROUP HOUSING FOR M/S GOLF GREEN MANSIONS (P) LTD. AT PLOT NO. :- GH-3A,SECTOR -10 GREATER NOIDA,(U.P.)

DATE	PROJECT INCH	CHECKED BY
09-10-2023	BALRAJ SINGH	BALRAJ SINGH
SCALE	DEALT BY	APPROVED BY
1:100	SAHIL GUPTA	VISHAL SHARMA

DRAWING TITLE
19TH To 20TH FLOOR PLAN
(REFUGE TERRACE)

TOWER-F

ARCHITECTS
Confluence
NEW DELHI - INDIA

DRAWING NO. S-24 | REVISION

Sudheer Kumar — Digitally signed by Sudheer Kumar DN: c=IN,o=Sudheer Kumar,cn=Sudheer Kumar,l=Noida,st=Uttar Pradesh,2.5.4.20=e4ce0ce0ce0

TYPICAL FLOOR PLAN

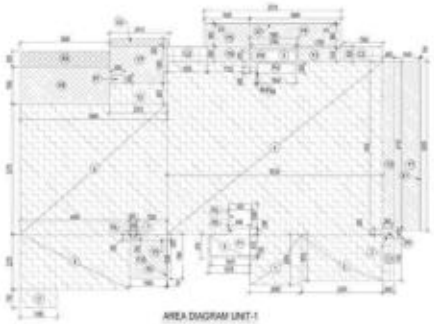

AREA DIAGRAM UNIT-1

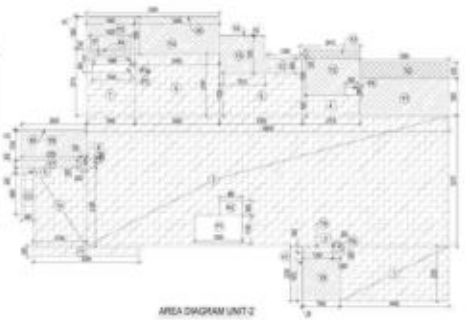

AREA DIAGRAM UNIT-2

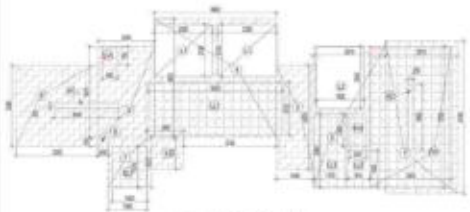

TYPICAL CORE AREA DIAGRAM

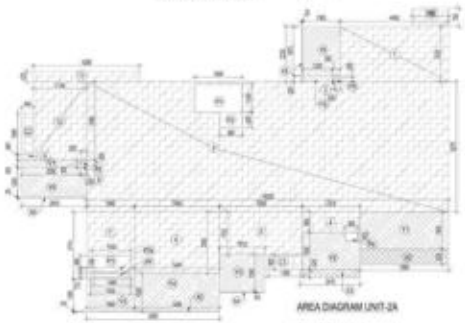

AREA DIAGRAM UNIT-2A

F.A.R. COVERED AREA CALCULATION FOR UNIT - 1

S.NO.	PARTICULARS							AREA (SQMT.)
COVERED AREA								
1	1.200	x	2.970			+		4.44
2	3.400	x	1.970			+		6.698
3	2.400	x	3.400			+		3.398
4	4.750	x	1.000			+		4.750
5	1.900	x	2.000			+		3.800
6	1.875	x	0.875			+		1.641
7	1.000	x	0.250			+		0.250
8	4.500	x	2.200			+		9.900
9	2.000	x	2.200			+		4.400
10	0.875	x	0.400			+		0.350
11	0.750	x	1.900			+		1.425
TOTAL AREA (A)						+		115.403
BALCONY 1A AREA								
X1	1.100	x	0.900			+		0.990
X2	0.875	x	0.300			+		0.263
X3	2.410	x	0.300			+		0.723
X4	1.150	x	0.300			+		0.345
X5	2.225	x	1.750			+		3.894
TOTAL BALCONY AREA						+		5.214
TOTAL BALCONY 1A AREA (B)						+		5.214
SUBTRACTION AREA								
X1	1.875	x	0.875			+		1.641
X2	0.640	x	2.340			+		1.498
X3	2.625	x	1.150			+		3.019
X4	1.094	x	0.300			+		0.328
X5	0.900	x	1.400			+		1.260
X6	1.125	x	0.300			+		0.338
X7	0.250	x	0.250			+		0.063
X8	1.750	x	0.300			+		0.525
X9	1.750	x	0.300			+		0.525
X10	1.900	x	0.300			+		0.570
TOTAL SUBTRACTION AREA a (C)						+		9.868
TOTAL UNIT 1 F.A.R. AREA (Sw.1+B-C)						+		110.747
NON F.A.R. AREA OF BALCONY								
X1	0.600	x	0.900			+		0.540
X2	0.750	x	0.900			+		0.675
X3	1.750	x	0.900			+		1.575
X4	0.900	x	0.900			+		0.810
X5	1.400	x	0.900			+		1.260
X6	1.125	x	0.900			+		1.013
X7	1.125	x	0.900			+		1.013
X8	1.750	x	0.900			+		1.575
X9	1.750	x	0.900			+		1.575
X10	1.900	x	0.900			+		1.710
TOTAL AREA						+		11.720
SUBTRACTION AREA								
X1	1.900	x	0.900			+		1.710
TOTAL NON F.A.R. AREA						+		10.010
BALCONY 1A AREA a (1.00-0.50)						+		0.500
TOTAL BALCONY NON F.A.R. AREA a (E)						+		11.209
15% SERVICES AREA OF UNIT								
X1	1.900	x	0.900			+		1.710
TOTAL 15% SERVICES AREA OF UNIT (F)						+		1.709
COVERAGE AREA OF UNIT - =D+E+F								
1	TOTAL UNIT F.A.R. AREA (D)					+		110.747
2	NON F.A.R. AREA OF UNIT (E)					+		11.209
3	15% SERVICES AREA OF UNIT (F)					+		1.709
TOTAL UNIT 1 COVERAGE AREA								148.247

F.A.R. COVERED AREA CALCULATION FOR UNIT 2

S.NO.	PARTICULARS							AREA (SQMT.)
COVERED AREA								
1	4.400	x	2.225			+		9.790
2	3.000	x	1.750			+		5.250
3	1.125	x	1.750			+		1.969
4	18.125	x	4.250			+		77.031
5	2.125	x	1.250			+		2.656
6	5.775	x	1.750			+		10.106
7	3.400	x	2.750			+		9.350
8	1.542	x	1.175			+		1.811
9	2.275	x	1.350			+		3.071
10	3.400	x	1.350			+		4.590
11	2.140	x	1.150			+		2.461
12	4.000	x	1.400			+		5.600
TOTAL AREA a (A)						+		131.685
BALCONY 1A AREA								
X1	1.125	x	1.225			+		1.378
X2	2.175	x	1.225			+		2.664
X3	2.475	x	1.225			+		3.032
X4	1.375	x	1.225			+		1.684
X5	1.125	x	1.225			+		1.378
X6	2.050	x	1.225			+		2.511
TOTAL BALCONY AREA						+		1.324
TOTAL BALCONY 1A AREA (B)						+		8.632
SUBTRACTION AREA								
X1	1.900	x	1.140			+		2.166
X2	0.600	x	0.600			+		0.720
X3	1.140	x	0.491			+		0.560
$X3_A$	1.400	x	1.140			+		1.596
X4	1.125	x	0.111			+		0.125
X5	2.250	x	0.250	x	2.13	+		0.960
TOTAL SUBTRACTION AREA a (C)						+		1.836
TOTAL UNIT 2 F.A.R. AREA (Sw.1+B-C)						+		138.381
NON F.A.R. AREA OF BALCONY								
X1	1.125	x	1.150			+		1.293
X2	2.175	x	1.150			+		2.501
X3	2.475	x	1.150			+		2.846
X4	1.375	x	1.150			+		1.581
X5	1.125	x	1.150			+		1.293
X6	2.050	x	1.150			+		2.358
TOTAL AREA						+		21.111
SUBTRACTION AREA								
X1	2.125	x	1.150			+		2.444
TOTAL NON F.A.R. AREA						+		21.111
BALCONY 1A AREA a (1.00-0.50)						+		2.497
TOTAL BALCONY NON F.A.R. AREA a (E)						+		23.608
15% SERVICES AREA OF UNIT								
C1	7.00	x	0.820			+		5.574
C2	2.400	x	1.140			+		2.736
TOTAL 15% SERVICES AREA OF UNIT (F)						+		1.089
COVERAGE AREA FOR UNIT a=D+E+F								
1	TOTAL UNIT F.A.R. AREA (D)					+		138.381
2	NON F.A.R. AREA OF UNIT (E)					+		23.608
3	15% SERVICES AREA OF UNIT (F)					+		1.089
TOTAL UNIT 2 COVERAGE AREA								163.038

F.A.R. COVERED AREA CALCULATION FOR UNIT 2A

S.NO.	PARTICULARS							AREA (SQMT.)
COVERED AREA								
1	4.400	x	2.225			+		9.790
2	3.000	x	1.750			+		5.250
3	1.125	x	1.750			+		1.969
4	18.125	x	4.250			+		77.031
5	2.125	x	1.250			+		2.656
6	5.775	x	1.750			+		10.106
7	3.400	x	2.750			+		9.350
8	1.542	x	1.175			+		1.811
9	2.275	x	1.350			+		3.071
10	3.400	x	1.350			+		4.590
11	2.140	x	1.150			+		2.461
12	4.000	x	1.400			+		5.600
TOTAL AREA a (A)						+		131.685
BALCONY 1A AREA								
X1	1.125	x	1.225			+		1.378
X2	2.175	x	1.225			+		2.664
X3	2.475	x	1.225			+		3.032
X4	1.375	x	1.225			+		1.684
X5	1.125	x	1.225			+		1.378
X6	2.050	x	1.225			+		2.511
TOTAL BALCONY AREA						+		1.324
TOTAL BALCONY 1A AREA (B)						+		8.632
SUBTRACTION AREA								
X1	1.900	x	1.140			+		2.166
X2	0.600	x	0.600			+		0.720
X3	1.140	x	0.491			+		0.560
$X3_A$	1.400	x	1.140			+		1.596
X4	1.125	x	0.111			+		0.125
X5	2.250	x	0.250	x	2.13	+		0.960
TOTAL SUBTRACTION AREA a (C)						+		1.836
TOTAL UNIT 2A F.A.R. AREA (Sw.1+B-C)						+		115.423
NON F.A.R. AREA OF BALCONY								
X1	0.600	x	1.150			+		0.690
X2	0.750	x	1.150			+		0.863
X3	1.750	x	1.150			+		2.013
X4	0.900	x	1.150			+		1.035
X5	1.400	x	1.150			+		1.610
X6	1.125	x	1.150			+		1.294
X7	1.125	x	1.150			+		1.294
X8	1.750	x	1.150			+		2.013
X9	1.750	x	1.150			+		2.013
X10	1.900	x	1.150			+		2.185
TOTAL AREA						+		21.110
SUBTRACTION AREA								
X6	2.050	x	0.250			+		0.513
TOTAL NON F.A.R. AREA						+		20.597
BALCONY 1A AREA a (1.00-0.50)						+		0.497
TOTAL BALCONY NON F.A.R. AREA a (E)						+		20.935
15% SERVICES AREA OF UNIT								
C1	1.00	x	0.820			+		0.820
C2	1.400	x	1.140			+		1.596
TOTAL 15% SERVICES AREA OF UNIT (F)						+		1.066
COVERAGE AREA OF UNIT - =D+E+F								
1	TOTAL UNIT F.A.R. AREA (D)					+		115.423
2	NON F.A.R. AREA OF UNIT (E)					+		20.935
3	15% SERVICES AREA OF UNIT (F)					+		1.066
TOTAL UNIT 2A COVERAGE AREA								136.423

TYPICAL FLOOR FAR AREA SUMMARY (2nd TO 18th, 24th TO 25th FLOOR)

S.NO.	NO. OF UNITS		SINGLE UNIT AREA		TOTAL UNITS AREA (SQMT.)
F.A.R AREA OF UNIT - 1	2	x	110.747	=	221.493
F.A.R AREA OF UNIT - 2	1	x	138.381	=	138.381
F.A.R AREA OF UNIT - 2A	1	x	115.423	=	115.423
F.A.R AREA OF CIRCULATION	1	x	39.607	=	39.607
TOTAL F.A.R AREA AT SINGLE FLOOR = (A)				=	514.904

TOTAL NON FAR AREA AT TYPICAL FLOOR PLAN (2nd TO 18th, 24th TO 25th FLOOR)

BALCONY AREA					
UNIT - 1	17.08	x	3	=	51.240
UNIT - 2	28.538	x	3	=	85.614
UNIT - 2A	28.538	x	3	=	85.614
TOTAL NON FAR AREA AT SINGLE FLOOR				=	199.174

F.A.R. COVERED AREA CALCULATION FOR CIRCULATION AREA

S.NO.	PARTICULARS							AREA (SQMT.)
1	2.910	x	6.140			+		17.864
2	1.910	x	3.750			+		16.167
3	1.140	x	4.810			+		5.483
4	4.940	x	4.810			+		23.757
5	2.125	x	2.875			+		6.109
6	1.140	x	1.275			+		1.453
7	1.900	x	2.510			+		3.169
8	3.400	x	2.150			+		7.140
9	2.125	x	3.875			+		10.672
TOTAL AREA (A)						+		90.617
AREA SUBTRACTION								
$X3_C$	1.900	x	0.750			+		1.425
$X4_C$	2.500	x	1.900			+		4.750
$U7$	2.400	x	2.125			+		11.014
$U8$	0.875	x	1.900			+		1.663
$U9$	1.375	x	2.900			+		3.988
$U1$	3.300	x	2.125	x	2	+		14.025
$U2$	1.900	x	2.900			+		4.750
$E7$	1.900	x	1.900			+		3.610
$H1$	2.900	x	0.200			+		0.580
$U3$	0.750	x	0.900			+		0.675
			TOTAL (B)			+		54.531
TOTAL F.A.R AREA CORRIDOR = (A - B)						+		36.087

SUBMISSION AREA CALCULATION TOWARDS 15% SERVICES AREA

S.NO.	PARTICULARS							AREA (SQMT.)
FIRE TOWER AREA								
$F3_C$	1.750	x	0.750			+		1.313
AREA SUBTRACTION								
$H2_C$	0.200	x	2.900			+		0.580
FIRE STAIRCASE AREA						+		10.257
LIFT LOBBY								
$U7$	2.125	x	2.125			+		11.014
$U8$	0.875	x	1.900			+		1.663
$U9$	1.375	x	2.900			+		4.000
PHC AREAS								
$PH1$	2.062	x	1.900			+		3.918
ELECTRICAL & UTILITIES								
$E1$	1.400	x	1.900			+		2.660
$U4$	0.750	x	0.900			+		0.675
TOTAL CORRIDOR AREA 15% SERVICES AREA (A)						+		35.861

UNIT AREA CALCULATION 15% SERVICES F.A.R AREA

CHECKED								
(a) (i) Service F.A.R.	2.925	x	2	x	2	+		11.700
(a) (ii) Service F.A.R.	1.950	x	2	x	2	+		7.800
(a) (iii) Service F.A.R.	1.950	x	2	x	2	+		7.800
TOTAL UNIT AREA CALCULATION 15% SERVICES F.A.R. (B)						+		27.300
TOTAL 15% SERVICES F.A.R. AREA = (C) (A+B)						+		63.161

DOOR - WINDOW SCHEDULE

SR. NO.	CODE	DESCRIPTION	SIZE	SILL	LINTEL
01	D1	VENEERED POLISHED FLUSH DOOR	1200 X 2400	00	2400
02	D2	LAMINATED FLUSH DOOR	1000 X 2250	00	2250
03	D3	LAMINATED FLUSH DOOR	800 X 2250	00	2250
04	SW1	FIXED GLAZING WITH OPENING (AUTO HEN)	1400 X 2250	00	2250
05	SD1	SLIDING GLASS DOOR	3200X 2250	00	2250
06	SD2	SLIDING GLASS DOOR	1050 X 2250	00	2250
07	TW1	TOILET WINDOW	750 X 1000	1050	2050
08	W1	BEDROOM WINDOW	600 X 1350	900	2250
09	FD1	F.H.C STAIR DOOR (FIRE DOOR)	1250X 2300	100	2400
10	W2	WINDOW	1150 X 900	ASCETAL	
20	GD1	GLAZING DOOR	200 X 2400	00	2400
21	GL1	GLAZING		ASCETAL	
22	GL2	GLAZING		ASCETAL	
23	GL3	GLAZING		ASCETAL	

LEGENDS :-

- F.A.R AREA
- COUNTED IN 15 % F.A.R AREA
- COUNTED IN 1/4 F.A.R AREA
- NON F.A.R AREA

Sudheer Kumar — Digitally signed by Sudheer Kumar DN: cn=Sudheer Kumar, o=Self, ou=Personal Reason: I am the author of this document Location: Date: 2023.11.30 17:49:42.00

Lal Singh — Digitally signed by Lal Singh DN: cn=Lal Singh, o=Self, ou=Personal Reason: I am the author of this document Location: Date: 2023.11.30 10:20:+05.30

AMIT VARMA — Digitally signed by AMIT VARMA Date: 2023.11.28 17:45:29 +05'30'

PRAMOD BAHL — Digitally signed by PRAMOD BAHL Date: 2023.11.24 19:42:17 +05'30'

VISHAL SHARMA — Digitally signed by VISHAL SHARMA Date: 2023.11.24 12:37:57 +05'30'

LEENU SAHGAL — Digitally signed by LEENU SAHGAL Date: 2023.12.13 14:08:51 +05'30'

NOTE:-
FLOOR NO.- 13TH FLOOR OMITTED FROM FLOOR COUNTING

OWNER SIGN | ARCHITECT SIGN

OWNER
M/S GOLF GREEN MANSIONS (P) LTD.

SUBMISSION DRAWING

KEYPLAN

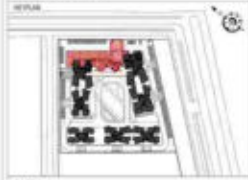

PROJECT
PROPOSED GROUP HOUSING FOR M/S GOLF GREEN MANSIONS (P) LTD. AT PLOT NO. - GH-3A,SECTOR -10 GREATER NOIDA,(U.P.)

DATE	PROJECT INCH	CHECKED BY
09-10-2023	BALRAJ SINGH	BALRAJ SINGH
SCALE	DEALT BY	APPROVED BY
1:100	SAHIL GUPTA	VISHAL SHARMA

DRAWING TITLE
TYPICAL FLOOR PLAN (3rd to 18th TO 21TH to 25TH)

TOWER-F

ARCHITECTS
Confluence
NEW DELHI - INDIA

DRAWING NO. S-23 | REVISION

28TH FLOOR PLAN

F.A.R. COVERED AREA CALCULATION FOR UNIT - 3							
S.NO	PARTICULARS						AREA (SQMT)
COVERED AREA							
1	2.480	x	2.775			=	6.884
2	2.800	x	1.875			=	5.250
3	3.480	x	2.400			=	8.352
4	3.480	x	2.400			=	8.352
5	4.730	x	1.900			=	8.987
6	1.180	x	0.900			=	1.062
7	1.875	x	0.875			=	1.641
8	2.800	x	1.300			=	3.640
9	1.025	x	1.900			=	1.947
10	4.400	x	1.900			=	8.360
11	2.800	x	1.275			=	3.570
12	2.800	x	1.275			=	3.570
13	4.730	x	1.900			=	8.987
14	1.180	x	0.700			=	0.826
TOTAL AREA = (A)						=	120.055
BALCONY IN AREA							
X1	2.025	x	0.900			=	1.823
X2	3.010	x	0.525			=	1.580
X3	2.810	x	0.800			=	2.248
X4	1.750	x	0.800			=	1.400
TOTAL BALCONY AREA						=	7.047
TOTAL BALCONY (0.4REQUIR)						=	8.014
SUBTRACTION AREA							
X1	1.875	x	0.875			=	1.641
X2	1.800	x	0.300			=	0.540
X3	1.025	x	1.000			=	1.025
X4	1.900	x	0.300			=	0.570
X5a	0.900	x	0.300			=	0.270
X6	0.900	x	0.300			=	0.270
X7	0.900	x	0.300			=	0.270
X8	1.750	x	0.875			=	1.531
X9	1.025	x	0.300			=	0.308
TOTAL SUBTRACTION AREA = (C)						=	7.115
TOTAL UNIT 3 F.A.R. AREA (Sum A+B-C)						=	119.952
NON F.A.R. AREA OF BALCONY							
Y1	1.025	x	1.900			=	1.948
Y2	0.775	x	0.400			=	0.310
Y3	1.750	x	0.800			=	1.400
Y4	1.000	x	0.300			=	0.300
Y5	1.900	x	0.300			=	0.570
Y6	1.750	x	0.300			=	0.525
Y7	1.025	x	0.300			=	0.308
TOTAL AREA						=	25.277
SUBTRACTION AREA							
Y8	2.000	x	2.800			=	5.600
TOTAL NON F.A.R. AREA						=	20.677
BALCONY IN AREA = (1.2 X 0.4 X 0.5)						=	0.480
TOTAL BALCONY NON F.A.R. AREA = (E)						=	20.685
15% SERVICES AREA OF UNIT							
Z1	2.800	x	1.750			=	4.900
Z2	1.025	x	2.800			=	2.870
Z3	2.800	x	1.900			=	5.320
TOTAL 15% SERVICES AREA OF UNIT (F)						=	2.869
COVERAGE AREA OF UNIT = (G+H+I)							
1	TOTAL UNIT F.A.R. AREA (G)					=	119.952
2	NON FAR AREA OF UNIT (H)					=	20.685
3	15% SERVICES AREA OF UNIT (I)					=	2.869
TOTAL UNIT-3 COVERAGE AREA						=	143.507

F.A.R. COVERED AREA CALCULATION FOR UNIT-4							
S.NO	PARTICULARS						AREA (SQMT)
COVERED AREA							
1	2.625	x	2.225			=	5.839
2	2.225	x	2.625			=	5.839
3	4.450	x	1.600			=	7.120
4	2.225	x	0.450			=	1.001
5	2.050	x	1.725			=	3.536
6	3.450	x	2.525			=	8.711
7	1.800	x	0.725			=	1.305
8	3.450	x	0.850			=	2.933
9	3.450	x	0.850			=	2.933
10	3.450	x	0.850			=	2.933
11	2.425	x	0.825			=	2.000
TOTAL AREA = (A)						=	138.016
BALCONY IN AREA							
X1	2.050	x	0.425			=	0.871
X2	2.410	x	0.525			=	1.265
X3	1.810	x	0.525			=	0.950
X4	0.800	x	0.525			=	0.420
X5	2.050	x	0.525			=	0.901
TOTAL BALCONY AREA						=	3.871
TOTAL BALCONY (0.4REQUIR)						=	8.016
SUBTRACTION AREA							
X1	1.625	x	1.140			=	1.771
X2	1.800	x	0.600			=	1.080
X3	1.225	x	0.750			=	0.919
X4a	1.400	x	0.300			=	0.420
X4	1.025	x	0.525			=	0.538
X5	0.850	x	0.525	x 0.525		=	0.380
TOTAL SUBTRACTION AREA = (C)						=	7.034
TOTAL UNIT-4 F.A.R AREA (Sum A+B-C)						=	137.707
NON F.A.R. AREA OF BALCONY							
Y1	1.050	x	1.140			=	1.197
Y2	2.010	x	1.050			=	2.110
Y3	1.810	x	0.600			=	1.086
Y4	2.400	x	1.050			=	2.520
Y5	1.050	x	1.050			=	1.103
Y6	2.050	x	1.050			=	2.153
Y7	0.850	x	0.600			=	0.510
TOTAL AREA						=	20.038
SUBTRACTION AREA							
Y8	2.050	x	2.050			=	4.203
TOTAL NON F.A.R AREA						=	15.835
BALCONY IN AREA = (1.2 X 0.4 X 0.5)						=	0.480
TOTAL BALCONY NON F.A.R. AREA = (E)						=	15.358
15% SERVICES AREA OF UNIT							
Z1	1.050	x	2.050			=	2.153
TOTAL 15% SERVICES AREA OF UNIT (F)						=	1.086
COVERAGE AREA OF UNIT = (G+H+I)							
1	TOTAL UNIT F.A.R. AREA (G)					=	137.707
2	NON FAR AREA OF UNIT (H)					=	15.358
3	15% SERVICES AREA OF UNIT (I)					=	1.086
TOTAL UNIT-4 COVERAGE AREA						=	154.147

F.A.R. COVERED AREA CALCULATION FOR UNIT-4A							
S.NO	PARTICULARS						AREA (SQMT)
COVERED AREA							
1	2.625	x	2.225			=	5.839
2	2.225	x	2.625			=	5.839
3	4.450	x	1.775			=	7.900
4	2.225	x	0.450			=	1.001
5	2.050	x	1.725			=	3.536
6	3.450	x	2.525			=	8.711
7	1.800	x	0.725			=	1.305
8	3.450	x	0.850			=	2.933
9	3.450	x	0.850			=	2.933
10	3.450	x	0.850			=	2.933
11	2.425	x	0.825			=	2.000
TOTAL AREA = (A)						=	137.016
BALCONY IN AREA							
X1	2.050	x	0.425			=	0.871
X2	2.410	x	0.525			=	1.265
X3	1.810	x	0.525			=	0.950
X4	0.800	x	0.525			=	0.420
X5	2.050	x	0.525			=	0.901
TOTAL BALCONY AREA						=	3.871
TOTAL BALCONY (0.4REQUIR)						=	8.016
SUBTRACTION AREA							
X1	1.625	x	1.140			=	1.771
X2	1.800	x	0.600			=	1.080
X3	1.225	x	0.750			=	0.919
X4a	1.400	x	0.300			=	0.420
X4	1.025	x	0.525			=	0.538
X5	0.850	x	0.525	x 0.525		=	0.380
TOTAL SUBTRACTION AREA = (C)						=	5.508
TOTAL UNIT-4A F.A.R AREA (Sum A+B-C)						=	135.374
NON F.A.R. AREA OF BALCONY							
Y1	1.050	x	1.140			=	1.197
Y2	2.010	x	1.050			=	2.110
Y3	1.810	x	0.600			=	1.086
Y4	2.400	x	1.050			=	2.520
Y5	1.050	x	1.050			=	1.103
Y6	2.050	x	1.050			=	2.153
Y7	0.850	x	0.600			=	0.510
TOTAL AREA						=	20.678
SUBTRACTION AREA							
Y8	2.050	x	2.050			=	4.203
TOTAL NON F.A.R AREA						=	16.475
BALCONY IN AREA = (1.2 X 0.4 X 0.5)						=	0.480
TOTAL BALCONY NON F.A.R. AREA = (E)						=	15.995
15% SERVICES AREA OF UNIT							
Z1	1.050	x	2.050			=	2.153
TOTAL 15% SERVICES AREA OF UNIT (F)						=	1.086
COVERAGE AREA OF UNIT = (G+H+I)							
1	TOTAL UNIT F.A.R. AREA (G)					=	135.374
2	NON FAR AREA OF UNIT (H)					=	15.995
3	15% SERVICES AREA OF UNIT (I)					=	1.086
TOTAL UNIT-4A COVERAGE AREA						=	152.455

20th FLOOR FAR AREA SUMMARY						
S.NO	NO. OF UNITS		SINGLE UNIT AREA		TOTAL UNITS AREA (SQMT)
F.A.R AREA OF UNIT - 3	1	x	119.952	=	119.952
F.A.R AREA OF UNIT - 4	1	x	137.707	=	137.707
F.A.R AREA OF UNIT - 4a	1	x	135.374	=	135.374
F.A.R AREA OF CIRCULATION	1	x	34.437	=	34.437
TOTAL F.A.R AREA AT SINGLE FLOOR = (A)				=	567.762

TOTAL NON F.A.R. AREA AT 20th FLOOR PLAN					
BALCONY AREA					
UNIT -3	28.800	x	3	=	87.210
UNIT -4	28.800	x	1	=	28.800
UNIT -4A	28.320	x	1	=	28.320
TOTAL NON F.A.R. AREA AT SINGLE FLOOR				=	167.870

F.A.R. CIRCULATION AREA CALCULATION FOR CIRCULATION AREA							
S.NO	PARTICULARS						AREA (SQMT)
1	2.270	x	3.150			=	7.154
2	2.270	x	3.150			=	14.307
3	1.440	x	4.300			=	6.192
4	4.940	x	4.800			=	23.712
5	2.230	x	3.071			=	6.848
6	1.180	x	1.275			=	1.505
7	1.180	x	3.071			=	3.624
8	3.440	x	3.300			=	11.352
9	2.230	x	3.300			=	7.359
TOTAL AREA (A)						=	88.057
AREA SUBTRACTION							
FH1	3.300	x	2.150			=	14.610
FH1	2.900	x	1.300			=	3.840
L1	2.900	x	3.125			=	11.313
L2	3.125	x	2.250			=	7.031
L3	1.575	x	2.250			=	4.255
L4	2.300	x	2.125	x 2		=	9.775
L5	1.400	x	2.150			=	4.760
EL1	1.425	x	1.200			=	1.710
F1	2.000	x	3.300			=	6.600
LIF	3.750	x	3.300			=	12.375
TOTAL (B)						=	94.561
TOTAL F.A.R AREA CORRIDOR = (A - B)						=	88.057

CORRIDOR AREA CALCULATION TOWARDS 15% SERVICES AREA							
S.NO	PARTICULARS						AREA (SQMT)
FIRE TOWER AREA							
FH1	3.300	x	3.750			=	12.412
AREA SUBTRACTION							
H1	3.300	x	2.000			=	6.600
=						=	12.412
FIRE STAIRCASE AREA							
LIFT LOBBY							
L1	1.425	x	2.125			=	17.313
L2	0.975	x	1.100			=	1.383
L3	1.275	x	2.250			=	4.303
FIRE SHAFT							
FH1	3.300	x	1.300			=	4.290
ELECTRICAL BLOCKAGE							
EL1	1.425	x	1.275			=	2.156
LIF	3.750	x	3.300			=	12.375
TOTAL CORRIDOR AREA 15% SERVICES AREA (B)						=	55.441

UNIT AREA CALCULATION 15% SERVICES F.A.R AREA							
1 OR BOARD							
Unit-3 Service F.A.R	2.100	x	2	=		=	5.040
Unit-4 Service F.A.R	1.100	x	2	=		=	2.420
Unit-4A Service F.A.R	1.100	x	2	=		=	2.420
TOTAL UNIT AREA CALCULATION 15% SERVICES F.A.R (B)						=	9.880
TOTAL 15% SERVICES F.A.R AREA = (A + B)						=	67.438

LEENU SAHGAL

Digitally signed by LEENU SAHGAL Date: 2023.12.13 14:00:44 +05'30'

Sudheer Kumar

Lal Singh

Digitally signed by Lal Singh Date: 2023.11.29 17:41:45 +05'30'

AMIT VARMA

Digitally signed by AMIT VARMA Date: 2023.11.28 17:54:38 +05'30'

PRAMOD BAHL

Digitally signed by PRAMOD BAHL Date: 2023.11.24 19:48:45 +05'30'

VISHAL SHARMA

Digitally signed by VISHAL SHARMA Date: 2023.11.24 13:00:47 +05'30'

NOTE:-
FLOOR NO.- 13TH FLOOR OMITTED FROM FLOOR COUNTING

OWNER SIGN | ARCHITECT SIGN

OWNER
M/S GOLF GREEN MANSIONS (P) LTD.

SUBMISSION DRAWING

KEYPLAN

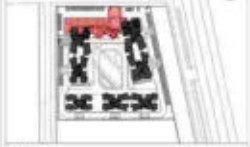

PROJECT
PROPOSED GROUP HOUSING FOR M/S GOLF GREEN MANSIONS (P) LTD. AT PLOT NO. - GH-3A,SECTOR -10 GREATER NOIDA,(U.P.)

DATE	PROJECT INCH	CHECKED BY
09-10-2023	BALRAJ SINGH	BALRAJ SINGH
SCALE	DEALT BY	APPROVED BY
1:100	SAHIL GUPTA	VISHAL SHARMA

DRAWING TITLE
28TH FLOOR PLAN

TOWER-F

ARCHITECTS
Confluence
NEW DELHI - INDIA

DRAWING NO. S-25 | REVISION

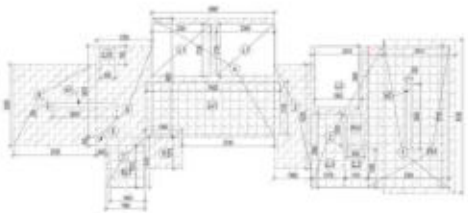

25TH FLOOR CIRCULATION AREA DIAGRAM

DOOR - WINDOW SCHEDULE

SR. NO.	CODE	DESCRIPTION	SIZE	SILL	LINTEL
01	D1	VENEERED POLISHED FLUSH DOOR	1200 X 2400	00	2400
02	D2	LAMINATED FLUSH DOOR	1000 X 2250	00	2250
03	D3	LAMINATED FLUSH DOOR	800 X 2250	00	2250
04	DW1	FIXED GLAZING WITH OPENING (KITCHEN)	1400 X 2250	00	2250
05	SD1	SLIDING GLASS DOOR	3750X 2250	00	2250
06	SD2	SLIDING GLASS DOOR	1650 X 2250	00	2250
07	TW1	TOILET WINDOW	750 X 1800	300	2250
08	W1	BEDROOM WINDOW	600 X 1300	900	2250
09	FD1	F.H.C STAIR DOOR (FIRE DOOR)	1250X 2350	100	2400
10	W2	WINDOW	1100 X 900	AS/DETAIL	
20	GD1	GLAZING DOOR	200 X 2400	00	2400
21	GL1	GLAZING		AS/DETAIL	
22	GL2	GLAZING		AS/DETAIL	
23	GL3	GLAZING		AS/DETAIL	

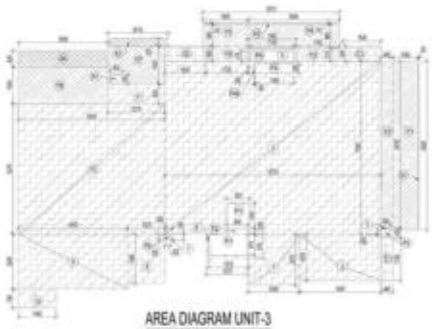

AREA DIAGRAM UNIT-3

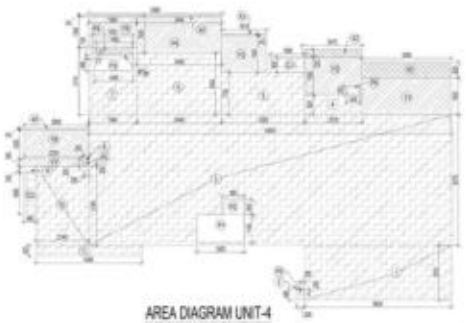

AREA DIAGRAM UNIT-4

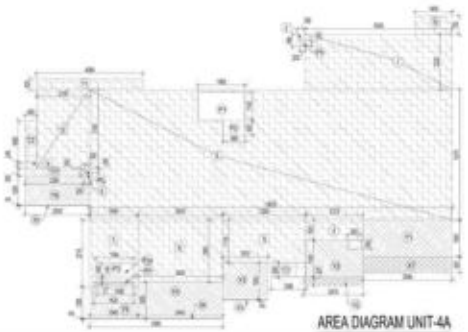

AREA DIAGRAM UNIT-4A

LEGENDS :-

- F.A.R AREA
- COUNTED IN 15 % F.A.R AREA
- COUNTED IN 1/4 F.A.R AREA
- NON F.A.R AREA

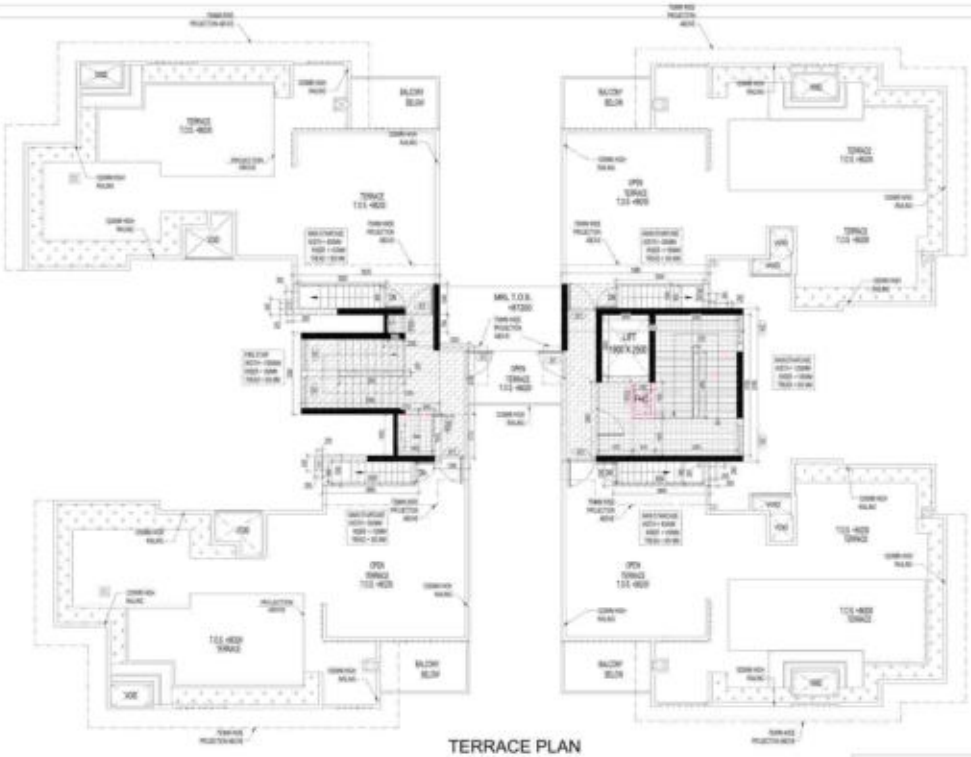

TERRACE PLAN

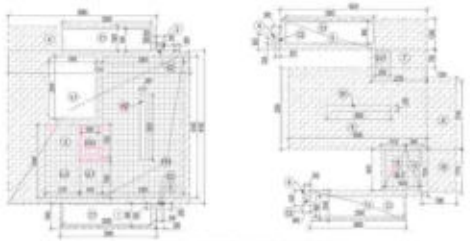

TERRACE FLOOR AREA DIAGRAM

DOOR - WINDOW SCHEDULE

SR. NO.	CODE	DESCRIPTION	SIZE	SILL	LINTEL
01	D1	VENEERED POLISHED FLUSH DOOR	1200 X 2400	00	2400
02	D2	LAMINATED FLUSH DOOR	1000 X 2250	00	2250
03	D3	LAMINATED FLUSH DOOR	800 X 2250	00	2250
04	DW1	FIXED GLAZING WITH OPENING (KITCHEN)	1400 X 2250	00	2250
05	SD1	SLIDING GLASS DOOR	3250X 2250	00	2250
06	SD2	SLIDING GLASS DOOR	1650 X 2250	00	2250
07	TW1	TOILET WINDOW	750 X 1000	900	2250
08	W1	BEDROOM WINDOW	600 X 1350	900	2250
09	FD1	F.H.C STAIR DOOR (FIRE DOOR)	1250X 2300	100	2400
10	W2	WINDOW	1100 X 900	AS/DETAIL	
20	GD1	GLAZING DOOR	200 X 2400	00	2400
21	GL1	GLAZING		AS/DETAIL	
22	GL2	GLAZING		AS/DETAIL	
23	GL3	GLAZING		AS/DETAIL	

F.A.R. COVERED AREA CALCULATION FOR CIRCULATION AREA								
S.NO.	PARTICULARS							AREA (SQMT.)
1	2.00	x	1.00				=	2.00
2	5.425	x	0.800	x	2		=	8.680
3	7.275	x	6.100				=	44.378
4	1.275	x	1.300				=	1.658
5	2.300	x	1.300				=	2.990
6	2.300	x	1.300				=	2.990
7	4.300	x	3.600	x	2		=	30.960
8	2.200	x	2.700				=	5.940
9	1.225	x	1.175				=	1.439
10	2.100	x	1.300				=	2.730
11	3.445	x	1.900				=	6.546
12	1.275	x	1.300				=	1.658
13	1.300	x	1.300				=	1.690
TOTAL AREA (A)							=	96.867
AREA SUBTRACTION								
FW1	1.200	x	0.750				=	0.900
FW2	1.500	x	0.600				=	0.900
LF1	0.975	x	2.900				=	2.827
LF2	1.275	x	2.900				=	3.698
F1	3.500	x	0.900	x	4		=	12.600
G1	3.425	x	3.200	x	2		=	21.920
G2	3.425	x	3.200	x	2		=	21.920
L1	1.500	x	2.600				=	3.900
R1.1	1.440	x	1.010				=	1.454
L2	0.750	x	0.900				=	0.675
H1	2.600	x	0.200				=	0.520
TOTAL (B)							=	69.903
TOTAL F.A.R AREA CONSIDERED (A - B)							=	26.963

CORRIDOR AREA CALCULATION TOWARDS 15 % SERVICES AREA								
S.NO.	PARTICULARS							AREA (SQMT.)
FIRE TOWER AREA								
F10	3.300	x	3.700				=	12.210
AREA SUBTRACTION								
H2	0.200	x	2.600				=	0.520
FIRE STAIRCASE AREA							=	11.690
LIFT LOBBY								
L11	0.910	x	1.900				=	1.729
L12	1.275	x	2.900				=	3.697
FHC SHAFT								
FH1	0.650	x	1.300				=	0.845
ELECTRICAL ALL SHAFT								
E11	1.400	x	1.375				=	1.925
L4	0.750	x	0.900				=	0.675
TOTAL CORRIDOR AREA 15% SERVICES AREA (A.)							=	37.542

TERRACE FLOOR FAR AREA SUMMARY					
S.NO.	NO. OF UNITS		SINGLE UNIT AREA		TOTAL UNITS AREA (SQMT.)
F.A.R AREA OF CIRCULATION	1	x	50.323	=	50.323
TOTAL F.A.R AREA AT MIDDLE FLOOR = (A.)				=	50.323

Sudheer Kumar

Digitally signed by Sudheer Kumar

Lal Singh

Digitally signed by Lal Singh
Date: 2023.11.29 17:22:20 +05'30'

PRAMOD BAHL

Digitally signed by PRAMOD BAHL
Date: 2023.11.24 19:56:33 +05'30'

AMIT VARMA

Digitally signed by AMIT VARMA
Date: 2023.11.28 18:03:55 +05'30'

VISHAL SHARMA

Digitally signed by VISHAL SHARMA
Date: 2023.11.24 13:03:54 +05'30'

LEENU SAHGAL

Digitally signed by LEENU SAHGAL
Date: 2023.12.13 14:10:48 +05'30'

NOTE:-
FLOOR NO.- 13TH FLOOR OMITTED FROM FLOOR COUNTING

OVERHEAD TANK AREA DIAGRAM

AREA CALCULATION TOWARDS 15 % SERVICES AREA AT OVER HEAD TANK								
S.NO.	PARTICULARS							AREA (SQMT.)
OVER HEAD TANK & MACHINE ROOM								
1	7.00	x	6.100				=	25.585
2	3.00	x	3.200				=	12.960
TOTAL OVER HEAD TANK & MACHINE ROOM							=	38.545

LEGENDS :-

- F.A.R AREA
- COUNTED IN 15 % F.A.R AREA
- COUNTED IN 1/4 F.A.R AREA
- NON F.A.R AREA

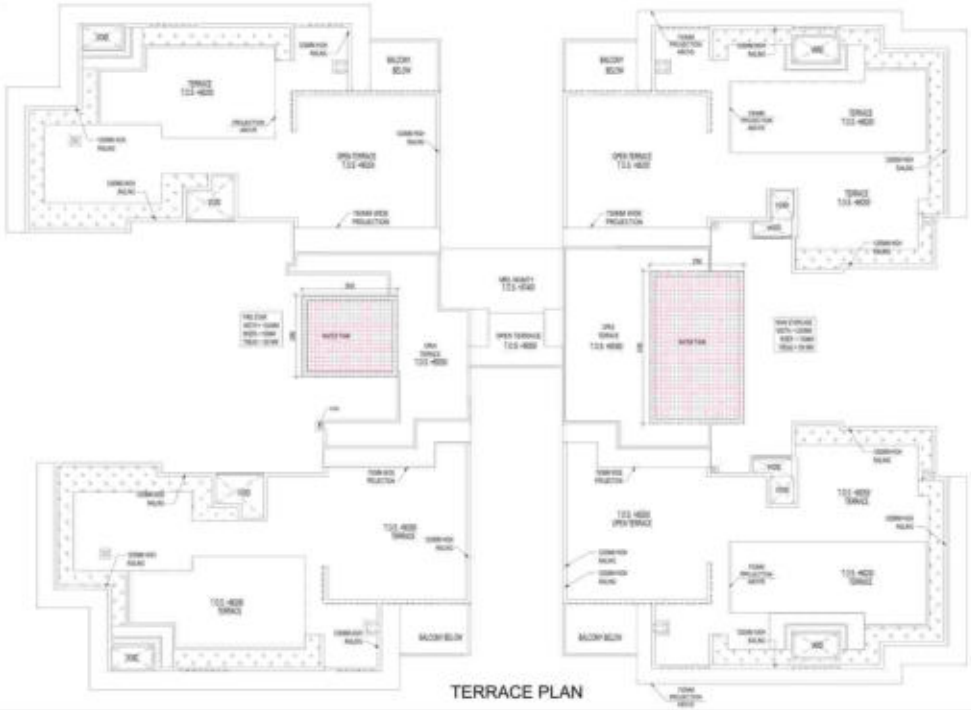

TERRACE PLAN

OWNER SIGN

ARCHITECT SIGN

OWNER
M/S GOLF GREEN MANSIONS (P) LTD.

SUBMISSION DRAWING

KEY PLAN

PROJECT
PROPOSED GROUP HOUSING FOR M/S GOLF GREEN MANSIONS (P) LTD. AT PLOT NO. - GH-3A,SECTOR -10 GREATER NOIDA,(U.P.)

DATE	PROJECT INCH	CHECKED BY
09-10-2023	BALRAJ SINGH	BALRAJ SINGH
SCALE	DEALT BY	APPROVED BY
1:100	SAHIL GUPTA	VISHAL SHARMA

DRAWING TITLE
TERRACE PLAN & OVERHEAD PLAN AREA DIAGRAM

TOWER-F

ARCHITECTS
Confluence
NEW DELHI - INDIA

DRAWING NO. S-26

REVISION

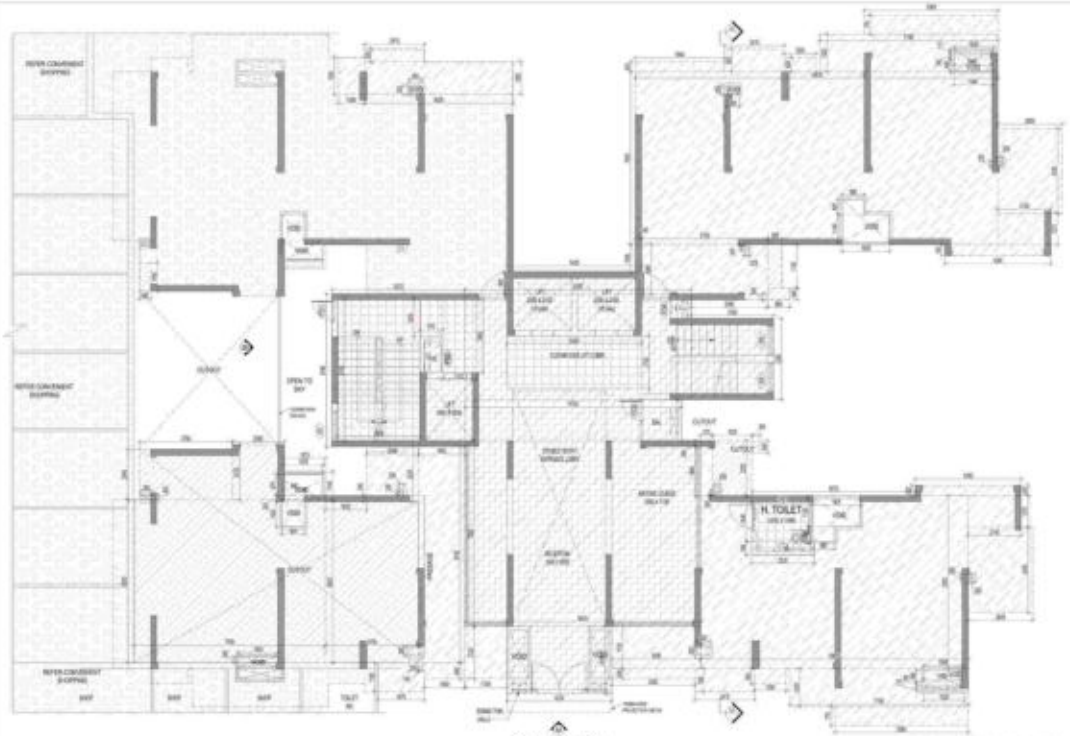

TOWER-G					
FLOORS	GROUND COVERAGE	F.A.R AREA	15 % SERVICES AREA	NON F.A.R AREA	GRAND TOTAL STILT NON F.A.R AREA
GROUND FLOOR	372.798	148.574	41.648		205.285
1ST FLOOR		372.798	55.931	92.707	
2ND FLOOR		391.898	47.489	68.231	
3RD FLOOR		494.898	47.489	119.752	
4TH FLOOR		494.898	47.489	119.752	
5TH FLOOR		494.898	47.489	119.752	
6TH FLOOR		494.898	47.489	119.752	
7TH FLOOR		494.898	47.489	119.752	
8TH FLOOR		494.898	47.489	119.752	
9TH FLOOR		494.898	47.489	119.752	
10TH FLOOR		494.898	47.489	119.752	
11TH FLOOR		494.898	47.489	119.752	
12TH FLOOR		494.898	47.489	119.752	
14TH FLOOR		494.898	47.489	119.752	
15th FLOOR		494.898	47.489	119.752	
16th FLOOR		494.898	47.489	119.752	
17th FLOOR		494.898	47.489	119.752	
18th FLOOR		494.898	47.489	119.752	
19th FLOOR (Refuge)		488.897	84.120	119.752	
20th FLOOR (Refuge)		488.897	84.120	119.752	
21st FLOOR		494.898	47.489	119.752	
22nd FLOOR		494.898	47.489	119.752	
23rd FLOOR		494.898	47.489	119.752	
24th FLOOR		494.898	47.489	119.752	
25th FLOOR		494.898	47.489	119.752	
26th FLOOR		494.898	47.489	119.752	
27th FLOOR		527.762	47.489	127.972	
TERRACE FLOOR		50.823	27.343		
M.R.GUARD & UNIT L.M.			20.933		
TOTAL	372.798	12700.820	1201.413	3047.475	205.285

HATCH LEGEND

- F.A.R AREA
- 15 % SERVICES AREA
- NON F.A.R AREA
- COUNTED IN 1/4 F.A.R AREA
- NON F.A.R AREA STILT
- AREA FOR GROUND COVERAGE USE ONLY
- REFER SEPARATE DRAWING

LEENU SAHGAL Digitally signed by LEENU SAHGAL Date: 2023.12.13 14:14:06 +05'30'

Lal Singh Digitally signed by Lal Singh Date: 2023.11.29 16:33:22 +05'30'

Sudheer Kumar

AMIT VARMA Digitally signed by AMIT VARMA Date: 2023.11.28 18:41:56 +05'30'

PRAMOD BAHL Digitally signed by PRAMOD BAHL Date: 2023.11.24 20:21:42 +05'30'

VISHAL SHARMA Digitally signed by VISHAL SHARMA Date: 2023.11.24 13:28:38 +05'30'

DOOR - WINDOW SCHEDULE

SR NO.	CODE	DESCRIPTION	SIZE	SILL	LINTEL
01	D1	VENEERED POLISHED FLUSH DOOR	1200 X 2400	00	2400
02	D2	LAMINATED FLUSH DOOR	1000 X 2250	00	2250
03	D3	LAMINATED FLUSH DOOR	800 X 2250	00	2250
04	SW1	FIXED GLAZING WITH OPENING (KITCHEN)	1400 X 2250	00	2250
05	SD1	SLIDING GLASS DOOR	3200X 2250	00	2250
06	SD2	SLIDING GLASS DOOR	1850 X 2250	00	2250
07	TW1	TOILET WINDOW	750 X 1350	300	2250
08	W1	BEDROOM WINDOW	800 X 1350	900	2250
09	FD1	F.H.C STAIR DOOR (FIRE DOOR)	1050X 2300	100	2400
10	WD	WINDOW	1700 X 900	AS/DETAIL	
20	GD1	GLAZING DOOR	200 X 2400	00	2400
21	GL1	GLAZING		AS/DETAIL	
22	GL2	GLAZING		AS/DETAIL	
23	GL3	GLAZING		AS/DETAIL	

NOTE:-
FLOOR NO:- 13TH FLOOR OMITTED FROM FLOOR COUNTING

OWNER SIGN | ARCHITECT SIGN

TOTAL GROUND COVERAGE AREA (F.A.R AREA + NON F.A.R AREA + 15% SERVICES)		
PARTICULARS		AREA (SQ.MT)
F.A.R AREA OF GROUND FLOOR	+	148.574
15% SERVICES AREA GROUND FLOOR	+	41.648
STILT NON F.A.R AREA OF GROUND FLOOR	+	286.285
GROUND COVERAGE USE ONLY	+	93.292
TOTAL GROUND COVERAGE AREA	=	570.798

TOTAL F.A.R. AREA AT GROUND FLOOR PLAN						
S.NO	PARTICULARS					AREA (SQ.MT)
F.A.R AREA OF GROUND FLOOR	1	X	1	148.574	=	148.574
TOTAL F.A.R AREA					=	148.574

F.A.R. COVERED AREA CALCULATION FOR CIRCULATION AREA AT GROUND FLOOR LOBBY							
S.NO							AREA (SQ.MT)
1	3.375	X	6.500			=	21.937
2	5.625	X	8.000			=	44.994
3	4.125	X	4.125			=	16.945
4	1.500	X	1.250			=	1.875
5	4.125	X	1.625			=	14.375
6	4.625	X	7.500			=	71.328
7	4.625	X	2.375			=	11.000
TOTAL AREA (A)						=	182.454
AREA SUBTRACTION							
SL1	3.625	X	2.125			=	7.703
SL2	3.625	X	1.625			=	5.891
SL3	1.375	X	2.250			=	3.094
TB1	3.250	X	5.125			=	16.656
TOTAL (B)						=	33.344
TOTAL CORRIDOR F.A.R AREA = C.a.(A - B) =						=	149.574

AREA CALCULATION TOWARDS 15% SERVICES AREA AT GROUND FLOOR							
S.NO	PARTICULARS						AREA (SQ.MT)
FIRE TANK AREA							
FT1	2.500	X	2.125			=	5.313
LIFT LOBBY							
LL1	3.625	X	2.125			=	7.703
LL2	2.625	X	1.625			=	4.266
LL3	1.375	X	2.875			=	3.953
HANDICAP TOILET							
HT	2.875	X	1.625			=	4.672
HT2	2.500	X	0.500			=	1.375
TOTAL CALCULATION TOWARDS 15% SERVICES AREA						=	41.648

NON F.A.R. AREA STILT AT GROUND FLOOR (WHICH LANDSCAPE)							
S.NO	PARTICULARS						AREA (SQ.MT)
S1	3.000	X	5.625			=	14.06
S2	2.875	X	3.625	X	2	=	4.438
S3	1.250	X	0.625	X	2	=	1.563
S4	5.250	X	2.175	X	2	=	22.838
S5	7.750	X	1.125	X	2	=	21.750
S6	16.625	X	3.250			=	53.953
S7	2.625	X	3.625	X	2	=	17.828
S8	2.125	X	1.375	X	2	=	5.844
S9	4.250	X	3.625	X	2	=	30.906
S10	2.125	X	1.625			=	3.453
S11	3.625	X	2.125			=	7.703
S12	2.875	X	1.625			=	4.672
S13	10.500	X	7.000			=	73.500
S14	3.000	X	1.125			=	3.375
S15	1.375	X	1.125			=	1.547
S16	1.750	X	2.125			=	3.719
S17	1.625	X	5.875			=	9.547
S18	3.625	X	2.125			=	7.703
S19	3.625	X	2.125			=	7.703
S20	1.625	X	1.625			=	2.641
S21	1.625	X	1.625			=	2.641
S22	1.625	X	1.625			=	2.641
S23	3.625	X	1.625			=	5.891
S24	1.500	X	0.500			=	0.750
TOTAL NON F.A.R. AREA STILT AREA (C)						=	288.625
AREA SUBTRACTION							
S1	3.000	X	3.125	X	2	=	17.25
S2	1.625	X	0.125	X	2	=	0.813
S3	1.625	X	3.125	X	2	=	10.156
S4	1.625	X	0.625	X	2	=	2.031
S5	3.625	X	1.125	X	2	=	8.156
S6	1.625	X	3.125	X	2	=	10.156
S7	3.625	X	3.125	X	2	=	22.656
S8	1.625	X	0.625	X	2	=	2.031
S9	1.625	X	1.125			=	1.828
TOTAL SUBTRACTION AREA (D)						=	74.906
TOTAL NON LANDSCAPE STILT AREA (=C-D)						=	206.285

GROUND COVERAGE USE ONLY							
S.NO	PARTICULARS						AREA (SQ.MT)
G1	7.750	X	6.500			=	50.375
G2	2.750	X	2.125			=	5.844
G3	2.625	X	2.375			=	6.234
G4	1.625	X	4.125			=	6.703
G5	2.750	X	6.500			=	35.750
G6	2.375	X	2.250			=	5.344
G7	1.500	X	2.625			=	3.938
G8	2.625	X	2.625			=	6.891
G9	2.625	X	2.625			=	6.891
G10	2.625	X	2.625			=	6.891
G11	2.625	X	2.125			=	5.578
G12	2.625	X	1.125			=	2.953
TOTAL AREA						=	96.422
AREA SUBTRACTION							
G1	2.625	X	2.625			=	6.891
G2	2.375	X	2.875			=	6.828
G3	2.625	X	2.625			=	6.891
G4	2.625	X	1.625			=	4.266
G5	1.625	X	2.625			=	4.266
G6	2.625	X	2.625			=	6.891
G7	2.625	X	2.625	X	2	=	13.781
TOTAL SUBTRACTION AREA (E)						=	51.813
TOTAL NWD LANDSCAPE STILT AREA (=G-E)						=	44.609

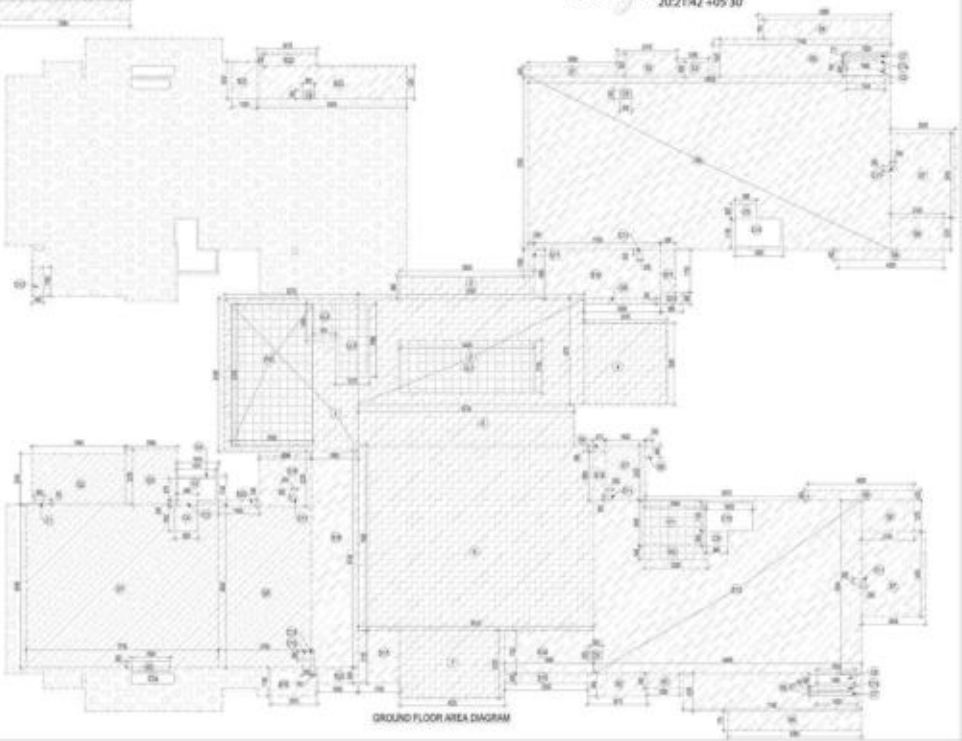
GROUND FLOOR AREA DIAGRAM

OWNER
M/S GOLF GREEN MANSIONS (P) LTD.

SUBMISSION DRAWING

KEYPLAN

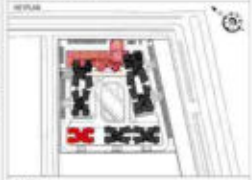

PROJECT
PROPOSED GROUP HOUSING FOR M/S GOLF GREEN MANSIONS (P) LTD. AT PLOT NO. - GH-3A,SECTOR -10 GREATER NOIDA,(U.P.)

DATE	PROJECT INCH	CHECKED BY
09-10-2023	BAJRAJ SINGH	BAJRAJ SINGH
SCALE	DEALT BY	APPROVED BY
1:100	SAHIL GUPTA	VISHAL SHARMA

DRAWING TITLE
GROUND FLOOR PLAN

TOWER-G

ARCHITECTS
Confluence
NEW DELHI - INDIA

DRAWING NO. G-00 | REVISION

1ST FLOOR PLAN

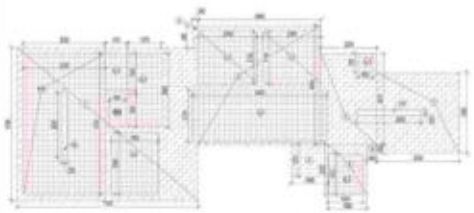

FIRST FLOOR CIRCULATION
AREA DIAGRAM

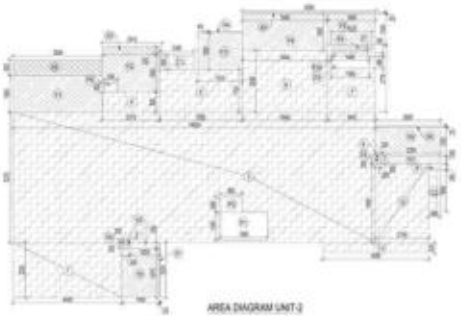

AREA DIAGRAM UNIT-2

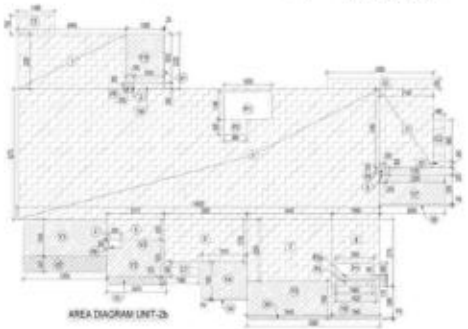

AREA DIAGRAM UNIT-2b

F.A.R. COVERED AREA CALCULATION FOR UNIT-2							
S.NO.	PARTICULARS						AREA (SQMT)
COVERED AREA							
1	4.800	x	2.025			=	9.720
2	3.330	x	3.250			=	10.823
3	14.025	x	1.375			=	19.284
4	3.175	x	3.825			=	12.144
5	3.175	x	1.825			=	5.794
6	1.440	x	2.700			=	3.888
7	1.140	x	1.975			=	2.251
8	0.225	x	1.800			=	0.405
9	0.600	x	1.250			=	0.750
10	2.140	x	2.100			=	4.494
11	1.140	x	2.100			=	2.394
12	0.230		0.800			=	0.184
TOTAL AREA (A)						=	111.629
BALCONY 1/4 AREA							
A1	1.125	x	2.250			=	2.531
A2	1.725	x	3.025			=	7.244
A3	1.875	x	1.250			=	2.344
A4	1.375	x	3.025			=	4.159
A5	1.125	x	3.025			=	3.403
A6	0.938	x	3.025			=	2.838
TOTAL BALCONY AREA						=	1.479
TOTAL BALCONY 1/4 AREA (B)						=	8.612
SUBTRACTION AREA							
P1	1.500	x	1.940			=	2.271
P2	3.000	x	3.000			=	4.703
P3	1.540	x	3.884			=	5.761
P3a	1.410	x	1.100			=	1.287
P4	1.125	x	3.175			=	3.136
P5	1.200	x	3.200	x	2.15	=	8.160
TOTAL SUBTRACTION AREA = (C)						=	1.014

F.A.R. COVERED AREA CALCULATION FOR UNIT-2b							
S.NO.	PARTICULARS						AREA (SQMT)
COVERED AREA							
1	4.800	x	2.100			=	10.080
2	3.430	x	3.175			=	10.890
3	14.025	x	2.175			=	30.504
4	2.875	x	3.825			=	10.995
5	2.875	x	1.825			=	5.244
6	1.440	x	2.700			=	3.888
7	1.140	x	2.100			=	2.394
8	0.225	x	1.800			=	0.405
9	0.600	x	1.250			=	0.750
10	2.140	x	2.100			=	4.494
11	1.140	x	2.100			=	2.394
12	0.230		0.800			=	0.184
TOTAL AREA (A)						=	71.228
BALCONY 1/4 AREA							
A7	1.125	x	2.250			=	2.531
A8	1.725	x	3.025			=	7.244
A9	1.875	x	1.250			=	2.344
A10	1.375	x	3.025			=	4.159
A11	1.125	x	3.025			=	3.403
A12	0.938	x	3.025			=	2.838
TOTAL BALCONY AREA						=	2.479
TOTAL BALCONY 1/4 AREA (B)						=	8.755
SUBTRACTION AREA							
P6	1.500	x	1.940			=	2.911
P7	3.000	x	3.000			=	4.703
P8	1.540	x	3.884			=	5.761
P9a	1.410	x	1.100			=	1.287
P10	1.125	x	3.175			=	3.136
P11	1.200	x	3.200	x	2.15	=	8.160
TOTAL SUBTRACTION AREA = (C)						=	1.014
TOTAL UNIT-2b FAR AREA (Da=A+B-C)						=	78.969

TOTAL UNIT-2 FAR AREA (Da=A+B-C)						=	110.185
NON F.A.R AREA OF BALCONY							
A1	1.125	x	1.750			=	5.281
A2	2.171	x	1.750			=	3.871
A3	1.213	x	1.750			=	2.123
A4	1.640	x	1.750			=	5.740
A5	1.540	x	1.750			=	2.695
A6	2.432	x	1.750			=	3.720
A7	1.125	x	2.000			=	2.250
A8	2.332	x	2.000			=	4.664
A9	1.238	x	2.000			=	2.476
A10	1.338	x	1.875			=	2.963
TOTAL AREA						=	35.273
SUBTRACTION AREA							
P6	1.500	x	1.750			=	2.625
TOTAL NON F.A.R AREA						=	25.128
BALCONY 1/4 AREA = (1.125-0.031)						=	2.097
TOTAL BALCONY NON F.A.R. AREA = (E)						=	23.031
15 % SERVICES AREA OF UNIT							
C1	1.750	x	1.000			=	1.750
C2	0.900	x	1.140			=	0.756
TOTAL 15% SERVICES AREA OF UNIT (F)						=	1.889
COVERAGE AREA FOR UNIT =D+E+F=							
1	TOTAL UNIT-2 F.A.R. AREA (D)					=	110.185
2	NON F.A.R AREA OF UNIT (E)					=	23.031
3	15 % SERVICES AREA OF UNIT (F)					=	1.889
TOTAL UNIT-2 COVERAGE AREA							135.105

NON F.A.R AREA OF BALCONY							
A1	1.125	x	1.750			=	2.025
A2	2.171	x	1.750			=	3.871
A3	1.213	x	1.750			=	2.123
A4	1.640	x	1.750			=	2.870
A5	1.540	x	1.750			=	2.695
A6	2.432	x	1.750			=	4.256
A7	1.125	x	2.000			=	2.250
A8	2.332	x	2.000			=	4.664
A9	1.238	x	2.000			=	2.476
A10	1.338	x	1.875			=	2.963
TOTAL AREA						=	31.357
SUBTRACTION AREA							
P6	1.500	x	1.750			=	2.625
TOTAL NON F.A.R AREA						=	28.732
BALCONY 1/4 AREA = (1.125-0.031)						=	2.097
TOTAL BALCONY NON F.A.R. AREA = (E)						=	23.032
15 % SERVICES AREA OF UNIT							
C1	1.750	x	1.000			=	1.750
C2	0.900	x	1.140			=	0.756
TOTAL 15% SERVICES AREA OF UNIT (F)						=	1.889
COVERAGE AREA FOR UNIT =D+E+F=							
1	TOTAL UNIT-2 F.A.R. AREA (D)					=	110.185
2	NON F.A.R AREA OF UNIT (E)					=	23.032
3	15 % SERVICES AREA OF UNIT (F)					=	1.889
TOTAL UNIT-2b COVERAGE AREA							135.106

F.A.R. COVERED AREA CALCULATION FOR CIRCULATION AREA							
S.NO.	PARTICULARS						AREA (SQMT)
1	7.100	x	2.100			=	14.910
2	4.940	x	2.600			=	12.844
3	3.250	x	2.175			=	7.069
4	1.640	x	1.275			=	2.090
5	1.390	x	2.025			=	2.815
6	3.400	x	2.325			=	7.905
7	1.250	x	2.300			=	2.875
8	3.250	x	2.300			=	7.475
9	2.250	x	2.300			=	5.175
10	0.900	x	2.725	x	2	=	4.905
11	1.140	x	2.300			=	2.622
TOTAL AREA (A)						=	90.179
AREA SUBTRACTION							
P10	1.300	x	3.725			=	10.833
P11	0.900	x	1.000			=	0.900
C1	1.400	x	2.125			=	2.975
C2	0.910	x	2.300			=	2.093
C3	1.275	x	2.300			=	2.933
C4	2.300	x	2.450	x	2	=	9.016
C5	1.900	x	2.300			=	4.370
C6	1.400	x	2.175			=	3.045
C7	2.300	x	2.300			=	5.290
C8	1.140	x	2.750			=	3.135
C9	2.150	x	1.900	x	2.300	=	9.328
C10	2.300	x	2.300	x	2.300	=	12.167
TOTAL (B)						=	67.771
TOTAL F.A.R AREA CORRIDORS = (A - B)						=	22.408

CORRIDOR AREA CALCULATION TOWARDS 15% SERVICES AREA							
S.NO.	PARTICULARS						AREA (SQMT)
FIRE TOWER AREA							
F10	3.300	x	3.725			=	12.293
AREA SUBTRACTION							
A1	3.300	x	2.900			=	9.570
FIRE STAIRCASE AREA							
LIFT LOBBY							
L1	1.100	x	2.125			=	2.338
L2	0.910	x	2.300			=	2.093
L3	1.275		2.300			=	2.933
L4	2.300	x	2.450	x	2	=	9.870
L5	1.900	x	2.300			=	4.370
FIRE SHAFT							
F1a1	1.200	x	1.300			=	1.560
ELECTRICAL & LV SHAFT							
E1	1.400	x	1.975			=	2.765
L6	2.300	x	2.750			=	6.325
TOTAL CORRIDOR AREA 15% SERVICES AREA (A)						=	53.881
UNIT AREA CALCULATION 15% SERVICES F.A.R AREA							
UNIT SHARE							
Unit-2 Service F.A.R	1.000	x	1	x	1	=	1.000
Unit-2b Service F.A.R	1.000	x	1	x	1	=	1.000
TOTAL UNIT AREA CALCULATION 15% SERVICES F.A.R (B)						=	1.889
TOTAL 15% SERVICES F.A.R AREA = (A+B)						=	55.881

FIRST FLOOR FAR AREA SUMMARY					
S.NO.	NO. OF UNITS		SINGLE UNIT AREA		TOTAL UNITS AREA (SQMT)
F.A.R AREA OF UNIT - 2	1	x	110.185	=	110.185
F.A.R AREA OF UNIT - 2b	1	x	110.185	=	110.185
F.A.R AREA OF CIRCULATION	1	x	22.408	=	22.408
TOTAL F.A.R AREA AT SINGLE FLOOR = (A)				=	242.778

TOTAL NON F.A.R AREA AT FIRST FLOOR PLAN					
BALCONY AREA					
UNIT -2	28.630	x	1	=	28.630
UNIT -2b	28.632	x	1	=	28.632
TOTAL NON F.A.R AREA AT SINGLE FLOOR				=	56.797

LEENU SAHGAL — Digitally signed by LEENU SAHGAL Date: 2023.12.13 14:14:23 +05'30'

Sudheer Kumar — Digitally signed by Sudheer Kumar

Lal Singh — Digitally signed by Lal Singh Date: 2023.11.29 16:21:14 +05'30'

AMIT VARMA — Digitally signed by AMIT VARMA Date: 2023.11.28 18:51:17 +05'30'

PRAMOD BAHL — Digitally signed by PRAMOD BAHL Date: 2023.11.24 20:28:02 +05'30'

VISHAL SHARMA — Digitally signed by VISHAL SHARMA Date: 2023.11.24 13:38:46 +05'30'

NOTE:-
FLOOR NO:- 13TH FLOOR OMITTED
FROM FLOOR COUNTING

OWNER SIGN | ARCHITECT SIGN

OWNER
M/S GOLF GREEN MANSIONS (P) LTD.

SUBMISSION DRAWING

KEYPLAN

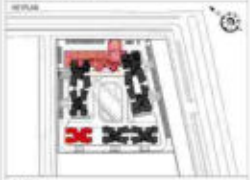

PROJECT
PROPOSED GROUP HOUSING FOR
M/S GOLF GREEN MANSIONS (P) LTD.
AT PLOT NO. :- GH-3A,SECTOR -10
GREATER NOIDA,(U.P.)

DATE	PROJECT INCH	CHECKED BY
05-10-2023	BALRAJ SINGH	BALRAJ SINGH
SCALE	DRAWN BY	APPROVED BY
1:100	SAHIL GUPTA	VISHAL SHARMA

DRAWING TITLE
1st FLOOR PLAN

TOWER-G

ARCHITECTS
Confluence
NEW DELHI - INDIA

DRAWING NO. | REVISION

HATCH LEGEND

- F.A.R AREA
- 15 % SERVICES AREA
- NON F.A.R AREA
- COUNTED IN 1/4 F.A.R AREA
- NON F.A.R AREA STILT
- AREA FOR GROUND COVERAGE USE ONLY
- REFER SEPARATE DRAWING

DOOR - WINDOW SCHEDULE

SR. NO.	CODE	DESCRIPTION	SIZE	SILL	LINTEL
01	D1	VENEERED POLISHED FLUSH DOOR	1200 X 2400	00	2400
02	D2	LAMINATED FLUSH DOOR	1000 X 2250	00	2250
03	D3	LAMINATED FLUSH DOOR	800 X 2250	00	2250
04	D3W1	FIXED GLAZING WITH OPENING (KITCHEN)	1400 X 2250	00	2250
05	SD1	SLIDING GLASS DOOR	3200X 2250	00	2250
06	SD2	SLIDING GLASS DOOR	1600 X 2250	00	2250
07	TW1	TOILET WINDOW	750 X 1050	300	2250
08	W1	BEDROOM WINDOW	600 X 1350	900	2250
09	FD1	F.H.C.STAIR DOOR (FIRE DOOR)	1250X 2300	150	2450
10	W2	WINDOW	1150 X 900	ASSESTAL	
20	GD1	GLAZING DOOR	200 X 2400	00	2400
21	GL1	GLAZING		ASSESTAL	
22	GL2	GLAZING		ASSESTAL	
23	GL3	GLAZING		ASSESTAL	

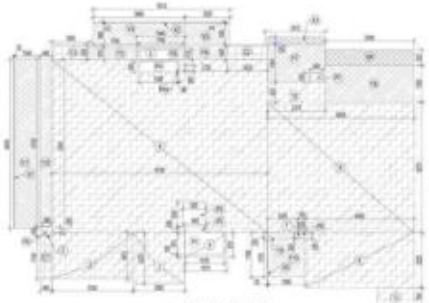

AREA DIAGRAM UNIT-1

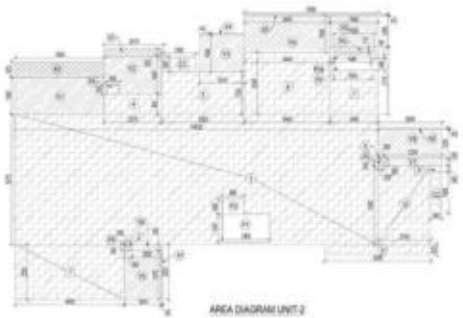

AREA DIAGRAM UNIT-2

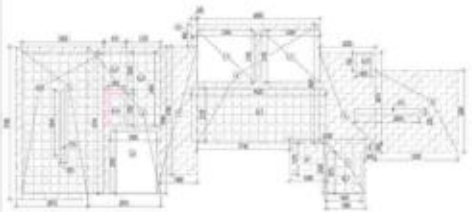

2ND FLOOR CORE AREA DIAGRAM

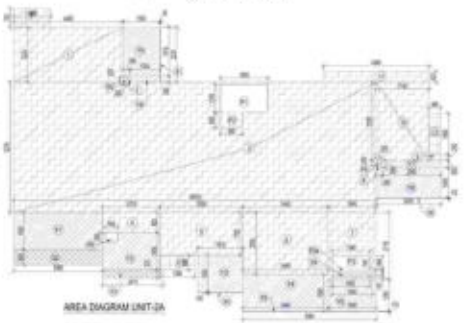

AREA DIAGRAM UNIT-2A

F.A.R. COVERED AREA CALCULATION FOR UNIT - 1

S.NO.	PARTICULARS							AREA (SQMT.)
COVERED AREA								
1	7.000	x	2.975				=	20.825
2	3.400	x	1.875				=	6.375
3	2.400	x	3.400				=	8.160
4	4.750	x	1.000				=	4.750
5	1.000	x	2.575				=	2.575
6	1.875	x	0.875				=	1.641
7	3.000	x	0.200				=	0.600
8	4.900	x	2.325				=	11.393
9	3.000	x	0.225				=	0.675
10	2.275	x	0.825				=	1.875
11	0.750	x	1.400				=	1.050
TOTAL AREA (A)							=	115.451
BALCONY 1A AREA								
J1	7.100	x	0.600				=	4.260
X2	3.575	x	0.300				=	1.073
X3	2.410	x	0.300				=	0.723
X4	1.100	x	0.300				=	0.330
X5	2.225	x	1.750				=	3.894
TOTAL BALCONY AREA							=	1.252
TOTAL BALCONY 1A AREA (B)							=	8.580
SUBTRACTION AREA								
X6	1.575	x	0.875				=	1.378
X7	2.640	x	0.240				=	0.633
X8	2.625	x	0.150				=	0.393
X9	1.500	x	0.300				=	0.450
X10	2.000	x	0.300				=	0.600
X11	2.000	x	0.300				=	0.600
X12	1.750	x	0.300				=	0.525
TOTAL SUBTRACTION AREA = (C)							=	3.969
TOTAL UNIT 1 F.A.R. AREA (Sum (A+B-C))							=	119.347
NON F.A.R. AREA OF BALCONY								
X1	2.600	x	0.340				=	0.884
X2	2.750	x	0.840				=	2.310
X3	1.750	x	0.510				=	0.893
X4	0.900	x	0.340				=	0.306
X5	1.600	x	0.840				=	1.344
X6	1.725	x	0.840				=	1.449
X7	2.275	x	0.840				=	1.911
X8	2.625	x	0.840				=	2.205
X9	2.500	x	0.840				=	2.100
X10	1.750	x	0.300				=	0.525
X11	2.000	x	0.300				=	0.600
TOTAL AREA							=	21.030
SUBTRACTION AREA								
X1	1.000	x	0.300				=	0.300
TOTAL NON F.A.R. AREA							=	20.730
BALCONY 1A AREA = (1.100-0.300)							=	0.800
TOTAL BALCONY NON F.A.R. AREA = (E)							=	21.530
15% SERVICES AREA OF UNIT-1								
J1	3.600	x	1.750				=	6.300
J2	1.600	x	0.800				=	1.280
J3	2.000	x	0.800				=	1.600
TOTAL 15% SERVICES AREA OF UNIT (F)							=	9.180
COVERAGE AREA OF UNIT - =(G+E+F)								
1	TOTAL UNIT F.A.R. AREA (G)						=	119.347
2	NON F.A.R. AREA OF UNIT (E)						=	21.530
3	15% SERVICES AREA OF UNIT (F)						=	9.180
TOTAL UNIT 1 COVERAGE AREA							=	148.247

F.A.R. COVERED AREA CALCULATION FOR UNIT-2

S.NO.	PARTICULARS							AREA (SQMT.)
COVERED AREA								
1	4.400	x	2.225				=	9.790
2	0.125	x	1.250				=	0.156
3	14.125	x	5.500				=	77.688
4	2.275	x	1.250				=	2.844
5	5.775	x	1.750				=	10.106
6	3.400	x	2.350				=	7.990
7	1.540	x	1.175				=	1.810
8	3.275	x	1.250				=	4.094
9	3.400	x	1.250				=	4.250
10	2.140	x	1.150				=	2.461
11	4.200	x	0.825				=	3.465
TOTAL AREA = (A)							=	117.689
BALCONY 1A AREA								
J1	0.125	x	1.225				=	0.153
X2	2.175	x	1.125				=	2.447
X3	2.475	x	1.125				=	2.783
X4	1.375	x	1.125				=	1.547
X5	0.725	x	1.125				=	0.816
X6	0.350	x	1.125				=	0.394
TOTAL BALCONY AREA							=	1.124
TOTAL BALCONY 1A AREA (B)							=	8.662
SUBTRACTION AREA								
X1	1.000	x	1.740				=	1.740
X2	0.600	x	1.000				=	0.600
X3	1.500	x	1.491				=	2.236
X3a	1.400	x	1.142				=	1.597
X4	1.125	x	1.111				=	1.250
X5	1.125	x	1.125				=	1.266
X6	1.125	x	1.125	x	1.125		=	1.266
TOTAL SUBTRACTION AREA = (C)							=	1.936
TOTAL UNIT 2 F.A.R. AREA (Sum (A+B-C))							=	118.385
NON F.A.R. AREA OF BALCONY								
X1	2.775	x	1.150				=	3.192
X2	2.775	x	1.150				=	3.192
X3	1.375	x	1.150				=	1.581
X4	2.400	x	1.150				=	2.760
X5	1.540	x	1.150				=	1.771
X6	2.425	x	1.150				=	2.789
X7	2.275	x	1.150				=	2.616
X8	0.350	x	1.150				=	0.403
X9	1.750	x	1.150				=	2.013
TOTAL AREA							=	21.317
SUBTRACTION AREA								
X1	2.125	x	1.150				=	2.444
TOTAL NON F.A.R. AREA							=	21.112
BALCONY 1A AREA = (1.125-0.125)							=	1.000
TOTAL BALCONY NON F.A.R. AREA = (E)							=	22.112
15% SERVICES AREA OF UNIT								
C1	7.100	x	0.825				=	5.858
C2	2.400	x	1.150				=	2.760
TOTAL 15% SERVICES AREA OF UNIT (F)							=	8.618
COVERAGE AREA FOR UNIT =(G+E+F)								
1	TOTAL UNIT F.A.R. AREA (G)						=	118.385
2	NON F.A.R. AREA OF UNIT (E)						=	22.112
3	15% SERVICES AREA OF UNIT (F)						=	8.618
TOTAL UNIT 2 COVERAGE AREA							=	149.115

F.A.R. COVERED AREA CALCULATION FOR UNIT-2A

S.NO.	PARTICULARS							AREA (SQMT.)
COVERED AREA								
1	4.400	x	2.225				=	9.790
2	0.125	x	1.250				=	0.156
3	14.125	x	5.500				=	77.688
4	2.275	x	1.250				=	2.844
5	5.775	x	1.750				=	10.106
6	3.400	x	2.350				=	7.990
7	1.540	x	1.175				=	1.810
8	3.275	x	1.250				=	4.094
9	3.400	x	1.250				=	4.250
10	2.140	x	1.150				=	2.461
11	4.200	x	0.825				=	3.465
TOTAL AREA = (A)							=	119.129
BALCONY 1A AREA								
J1	0.125	x	1.225				=	0.153
X2	2.000	x	1.125				=	2.250
X3	2.410	x	1.125				=	2.711
X4	1.010	x	1.125				=	1.136
X5	0.985	x	1.125				=	1.108
X6	2.000	x	1.125				=	2.250
TOTAL BALCONY AREA							=	1.125
TOTAL BALCONY 1A AREA (B)							=	8.612
SUBTRACTION AREA								
X1	1.000	x	1.140				=	1.140
X2	0.600	x	1.000				=	0.600
X3	1.500	x	1.140				=	1.710
X3a	1.400	x	1.140				=	1.597
X4	1.125	x	1.140				=	1.283
X5	1.125	x	1.125				=	1.266
X6	1.125	x	1.125	x	1.125		=	1.266
TOTAL SUBTRACTION AREA = (C)							=	1.936
TOTAL UNIT 2a F.A.R. AREA (Sum (A+B-C))							=	119.805
NON F.A.R. AREA OF BALCONY								
X1	2.775	x	1.150				=	3.192
X2	2.775	x	1.150				=	3.192
X3	1.375	x	1.150				=	1.581
X4	2.400	x	1.150				=	2.760
X5	1.540	x	1.150				=	1.771
X6	2.425	x	1.150				=	2.789
X7	2.275	x	1.150				=	2.616
X8	1.225	x	1.150				=	1.409
X9	1.750	x	1.150				=	2.013
TOTAL AREA							=	21.315
SUBTRACTION AREA								
X6	2.500	x	1.150				=	2.875
TOTAL NON F.A.R. AREA							=	20.730
BALCONY 1A AREA = (1.125-0.125)							=	1.000
TOTAL BALCONY NON F.A.R. AREA = (E)							=	22.730
15% SERVICES AREA OF UNIT								
C1	1.100	x	0.825				=	0.908
C2	2.400	x	1.150				=	2.760
TOTAL 15% SERVICES AREA OF UNIT (F)							=	3.668
COVERAGE AREA OF UNIT - =(G+E+F)								
1	TOTAL UNIT F.A.R. AREA (G)						=	119.805
2	NON F.A.R. AREA OF UNIT (E)						=	22.730
3	15% SERVICES AREA OF UNIT (F)						=	3.668
TOTAL UNIT 2a COVERAGE AREA							=	146.207

SECOND FLOOR FAR AREA SUMMARY

S.NO	NO. OF UNITS		SINGLE UNIT AREA		TOTAL UNITS AREA (SQMT.)
F.A.R AREA OF UNIT - 1	1	x	115.347	=	115.347
F.A.R AREA OF UNIT - 2	1	x	118.385	=	118.385
F.A.R AREA OF UNIT - 2a	1	x	119.805	=	119.805
F.A.R AREA OF CIRCULATION	1	x	13.934	=	13.934
TOTAL F.A.R AREA AT SINGLE FLOOR = (A)				=	367.471

TOTAL NON F.A.R. AREA AT SECOND FLOOR PLAN

S.NO					
BALCONY AREA					
UNIT -1	21.241	x	1	=	21.241
UNIT -2	28.555	x	1	=	28.555
UNIT -2A	28.555	x	1	=	28.555
TOTAL NON F.A.R. AREA AT SINGLE FLOOR				=	86.351

Lal Singh — Digitally signed by Lal Singh Date: 2023.11.29 16:09:00 +05'30'

AMIT VARMA — Digitally signed by AMIT VARMA Date: 2023.11.28 19:01:02 +05'30'

PRAMOD BAHL — Digitally signed by PRAMOD BAHL Date: 2023.11.24 20:34:57 +05'30'

VISHAL SHARMA — Digitally signed by VISHAL SHARMA Date: 2023.11.24 14:11:34 +05'30'

NOTE:-
FLOOR NO.- 13TH FLOOR OMITTED FROM FLOOR COUNTING

OWNER SIGN | ARCHITECT SIGN

LEENU SAHGAL — Digitally signed by LEENU SAHGAL Date: 2023.12.13 14:14:39 +05'30'

Sudheer Kumar — Digitally signed by Sudheer Kumar

F.A.R. COVERED AREA CALCULATION FOR CIRCULATION AREA

S.NO.	PARTICULARS							AREA (SQMT.)
1	2.310	x	2.160				=	17.884
2	1.310	x	2.160				=	17.322
3	1.400	x	2.160				=	2.730
4	4.340	x	4.825				=	20.777
5	2.300	x	3.875				=	8.913
6	1.400	x	1.275				=	1.785
7	1.400	x	2.625				=	3.675
8	1.400	x	2.625				=	3.675
9	1.300	x	5.375				=	19.013
10	1.300	x	0.800				=	1.204
TOTAL AREA (A)							=	97.345
AREA SUBTRACTION								
X1	1.300	x	0.700				=	10.013
X11	2.000	x	1.300				=	2.600
X12	3.400	x	2.125				=	11.114
X13	2.375	x	1.950				=	1.905
X14	1.375	x	1.950				=	2.681
X7	2.300	x	2.100	x	1		=	4.875
X8	1.900	x	2.300				=	4.790
X9	1.900	x	1.875				=	3.338
X10	2.000	x	1.000				=	2.000
X15	1.175	x	1.800				=	2.085
TOTAL (B)							=	54.001
TOTAL F.A.R AREA CORRIDOR (A-(B-B))							=	50.024

COMMON AREA CALCULATION TO MAKE 15% SERVICES AREA

S.NO.	PARTICULARS							AREA (SQMT.)
FIRE TOWER AREA								
F01	2.100	x	0.700				=	10.013
AREA SUBTRACTION								
X2	1.300	x	0.800				=	1.040
FIRE STAIRCASE AREA								10.013
LIFT LOBBY								
L1	3.400	x	2.125				=	17.213
L2	2.375	x	1.950				=	4.631
L3	1.375	x	1.950				=	2.681
FIRE SHAFT								
F01	2.100	x	1.300				=	2.730
ELECTRICAL & UTILITY								
E1	1.400	x	1.875				=	2.625
E2	1.000	x	0.700				=	0.700
TOTAL CORRIDOR AREA 15% SERVICES AREA (A)							=	39.961
UNIT AREA CALCULATION 15% SERVICES F.A.R AREA								
CUPBOARD								
(Am1) Sample F.A.R	2.000	x	1				=	2.000
(Am2) Sample F.A.R	1.000	x	1				=	1.000
(Am3) Sample F.A.R	1.000	x	1				=	1.000
TOTAL UNIT AREA CALCULATION 15% SERVICES F.A.R (B)							=	5.000
TOTAL 15% SERVICES F.A.R AREA = (A+B)							=	44.961

HATCH LEGEND

- F.A.R. AREA
- 15 % SERVICES AREA
- NON F.A.R AREA
- COUNTED IN 1% F.A.R AREA
- NON F.A.R AREA STILT
- AREA FOR GROUND COVERAGE USE ONLY
- REFER SEPARATE DRAWING

DOOR - WINDOW SCHEDULE

SR. NO.	CODE	DESCRIPTION	SIZE	SILL	LINTEL
01	D1	VENEERED POLISHED FLUSH DOOR	1200 X 2400	00	2400
02	D2	LAMINATED FLUSH DOOR	1000 X 2250	00	2250
03	D3	LAMINATED FLUSH DOOR	800 X 2250	00	2250
04	D3W1	FIXED GLAZING WITH OPENING (KITCHEN)	1800 X 2250	00	2250
05	SD1	SLIDING GLASS DOOR	3200X 2250	00	2250
06	SD2	SLIDING GLASS DOOR	1600 X 2250	00	2250
07	TW1	TOILET WINDOW	750 X 1050	300	2250
08	W1	BEDROOM WINDOW	600 X 1350	900	2250
09	FD1	F.H.C STAIR DOOR (FIRE DOOR)	1250X 2300	100	2400
10	W2	WINDOW	1150 X 900	ASSEETAL	
20	EDT	GLAZING DOOR	200 X 2400	00	2400
21	GL1	GLAZING		ASSEETAL	
22	GL2	GLAZING		ASSEETAL	
23	GL3	GLAZING		ASSEETAL	

OWNER
M/S GOLF GREEN MANSIONS (P) LTD.

SUBMISSION DRAWING

KEYPLAN



PROJECT
PROPOSED GROUP HOUSING FOR M/S GOLF GREEN MANSIONS (P) LTD. AT PLOT NO. - GH-3A,SECTOR -10 GREATER NOIDA,(U.P.)

DATE	PROJECT INCH	CHECKED BY
09-10-2023	BALRAJ SINGH	BALRAJ SINGH
SCALE	DEALT BY	APPROVED BY
1:100	SAHIL GUPTA	VISHAL SHARMA

DRAWING TITLE
2nd FLOOR PLAN

TOWER-G

ARCHITECTS
Confluence
NEW DELHI - INDIA

DRAWING NO. S-02 | REVISION

REFUGE FLOOR PLAN (19th & 20th FLOOR)

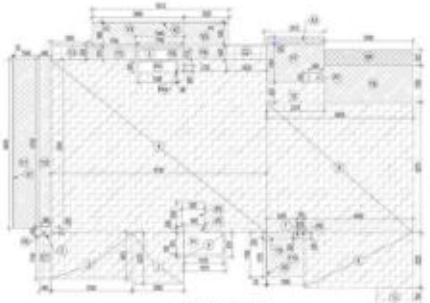

AREA DIAGRAM UNIT-1

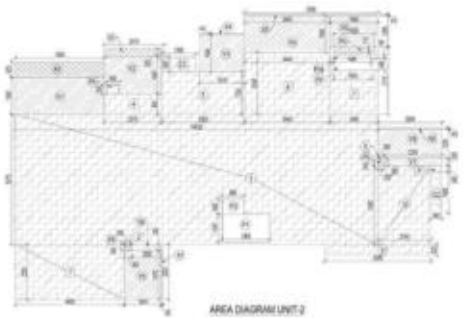

AREA DIAGRAM UNIT-2

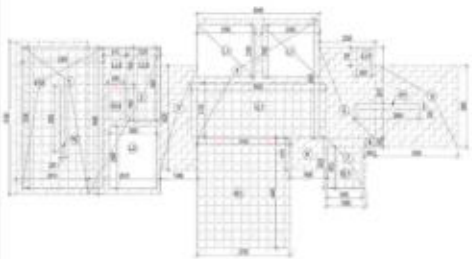

18TH & 19TH FLOOR CIRCULATION AREA DIAGRAM

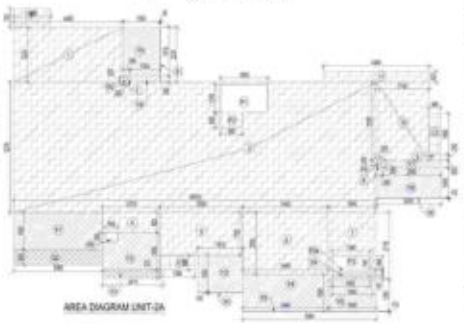

AREA DIAGRAM UNIT-2A

F.A.R. COVERED AREA CALCULATION FOR UNIT - 1

S.NO.	PARTICULARS							AREA (SQMT.)
COVERED AREA								
1	3.000	X	2.075			=		6.225
2	3.400	X	1.875			=		6.375
3	2.400	X	3.400			=		8.160
4	4.700	X	1.500			=		7.050
5	1.400	X	2.075			=		2.905
6	1.875	X	0.875			=		1.641
7	3.400	X	0.200			=		0.680
8	4.900	X	0.200			=		0.980
9	2.600	X	0.200			=		0.520
10	2.075	X	0.400			=		0.830
11	0.750	X	1.400			=		1.050
TOTAL AREA (A)							+	115.403
BALCONY 1A AREA								
J1	1.100	X	0.900			=		0.990
J2	0.875	X	0.300			=		0.263
J3	2.410	X	0.300			=		0.723
J4	1.150	X	0.300			=		0.345
J5	2.025	X	1.750			=		3.544
TOTAL BALCONY AREA							+	1.324
TOTAL BALCONY 1A AREA (B)							+	0.662
SUBTRACTION AREA								
S1	1.575	X	0.875			=		1.378
S2	0.640	X	0.240			=		0.154
S3	0.625	X	0.150			=		0.094
S4	1.150	X	0.200			=		0.230
S5	0.200	X	0.200			=		0.040
S6	0.200	X	0.200			=		0.040
S7	1.750	X	0.150			=		0.263
TOTAL SUBTRACTION AREA = (C)							+	2.199
TOTAL UNIT 1 F.A.R. AREA (Sno.1+B-C)							+	115.347
NON F.A.R. AREA OF BALCONY								
N1	0.825	X	0.840			=		0.693
N2	0.750	X	0.840			=		0.630
N3	1.750	X	0.510			=		0.893
N4	0.900	X	0.840			=		0.756
N5	1.625	X	0.840			=		1.365
N6	1.725	X	0.840			=		1.449
N7	0.875	X	0.840			=		0.735
N8	0.875	X	0.840			=		0.735
N9	1.750	X	0.200			=		0.350
N10	1.750	X	0.200			=		0.350
TOTAL AREA							=	7.555
SUBTRACTION AREA								
P1	1.000	X	0.300			=		0.300
TOTAL NON F.A.R. AREA							=	7.255
BALCONY 1A AREA = (1.324-0.662)							=	0.662
TOTAL BALCONY NON F.A.R. AREA = (E)							=	7.917
15% SERVICES AREA OF UNIT								
D1	3.600	X	1.750			=		6.300
D2	1.600	X	0.800			=		1.280
D3	2.100	X	0.800			=		1.680
TOTAL 15% SERVICES AREA OF UNIT (F)							=	9.260
COVERAGE AREA OF UNIT - =(G+E+F)								
1	TOTAL UNIT F.A.R. AREA (G)						=	115.347
2	NON F.A.R. AREA OF UNIT (E)						=	7.917
3	15% SERVICES AREA OF UNIT (F)						=	9.260
TOTAL UNIT 1 COVERAGE AREA								148.247

F.A.R. COVERED AREA CALCULATION FOR UNIT - 2

S.NO.	PARTICULARS							AREA (SQMT.)
COVERED AREA								
1	4.400	X	2.225			=		9.790
2	0.125	X	0.250			=		0.031
3	14.125	X	5.500			=		77.688
4	2.175	X	0.200			=		0.435
5	3.775	X	1.750			=		6.606
6	3.400	X	2.350			=		7.990
7	1.150	X	1.175			=		1.351
8	3.275	X	0.350			=		1.146
9	3.400	X	0.350			=		1.190
10	2.140	X	0.350			=		0.749
11	4.200	X	0.400			=		1.680
TOTAL AREA = (A)							+	117.655
BALCONY 1A AREA								
J1	0.625	X	0.225			=		0.141
J2	2.175	X	0.125			=		0.272
J3	2.475	X	0.125			=		0.309
J4	1.875	X	0.125			=		0.234
J5	1.150	X	0.125			=		0.144
J6	2.050	X	0.125			=		0.256
TOTAL BALCONY AREA							+	1.324
TOTAL BALCONY 1A AREA (B)							=	0.662
SUBTRACTION AREA								
S1	1.575	X	1.340			=		2.110
S2	0.640	X	0.600			=		0.384
S3	1.150	X	0.400			=		0.460
S4	1.875	X	0.150			=		0.281
S5	1.575	X	0.250	X	2.13	=		0.840
TOTAL SUBTRACTION AREA = (C)							=	3.836
TOTAL UNIT 2 F.A.R. AREA (Sno.1+B-C)							=	114.481
NON F.A.R. AREA OF BALCONY								
N1	0.875	X	0.750			=		0.656
N2	2.175	X	0.750			=		1.631
N3	1.875	X	0.750			=		1.406
N4	1.875	X	0.750			=		1.406
N5	1.150	X	0.750			=		0.863
N6	2.050	X	0.750			=		1.538
TOTAL AREA							=	21.111
SUBTRACTION AREA								
P1	2.125	X	0.350			=		0.744
TOTAL NON F.A.R. AREA							=	21.111
BALCONY 1A AREA = (1.324-0.662)							=	0.662
TOTAL BALCONY NON F.A.R. AREA = (E)							=	20.449
15% SERVICES AREA OF UNIT								
C1	7.700	X	0.600			=		4.620
C2	2.600	X	1.100			=		2.860
TOTAL 15% SERVICES AREA OF UNIT (F)							=	7.480
COVERAGE AREA FOR UNIT =G+E+F=								
1	TOTAL UNIT F.A.R. AREA (G)						+	114.481
2	NON F.A.R. AREA OF UNIT (E)						+	20.449
3	15% SERVICES AREA OF UNIT (F)						+	7.480
TOTAL UNIT 2 COVERAGE AREA								142.410

F.A.R. COVERED AREA CALCULATION FOR UNIT 2A

S.NO.	PARTICULARS							AREA (SQMT.)
COVERED AREA								
1	4.400	X	2.225			=		9.790
2	0.125	X	0.250			=		0.031
3	14.125	X	5.500			=		77.688
4	2.175	X	0.200			=		0.435
5	3.775	X	1.750			=		6.606
6	3.400	X	2.350			=		7.990
7	1.150	X	1.175			=		1.351
8	3.275	X	0.350			=		1.146
9	3.400	X	0.350			=		1.190
10	2.140	X	0.350			=		0.749
11	4.200	X	0.400			=		1.680
TOTAL AREA = (A)							+	115.655
BALCONY 1A AREA								
J1	0.625	X	0.225			=		0.141
J2	2.175	X	0.125			=		0.272
J3	2.475	X	0.125			=		0.309
J4	1.875	X	0.125			=		0.234
J5	1.150	X	0.125			=		0.144
J6	2.050	X	0.125			=		0.256
TOTAL BALCONY AREA							+	1.324
TOTAL BALCONY 1A AREA (B)							=	0.662
SUBTRACTION AREA								
P1	1.000	X	1.340			=		2.110
P2	0.640	X	0.600			=		0.384
P3	1.150	X	0.400			=		0.460
P4	1.875	X	0.150			=		0.281
P5	1.575	X	0.250	X	2.13	=		0.840
TOTAL SUBTRACTION AREA = (C)							=	3.836
TOTAL UNIT 2A F.A.R. AREA (Sno.1+B-C)							=	115.433
NON F.A.R. AREA OF BALCONY								
N1	0.875	X	0.750			=		0.656
N2	2.175	X	0.750			=		1.631
N3	1.875	X	0.750			=		1.406
N4	1.875	X	0.750			=		1.406
N5	1.150	X	0.750			=		0.863
N6	2.050	X	0.750			=		1.538
TOTAL AREA							=	21.111
SUBTRACTION AREA								
P6	2.125	X	0.350			=		0.744
TOTAL NON F.A.R. AREA							=	21.111
BALCONY 1A AREA = (1.324-0.662)							=	0.662
TOTAL BALCONY NON F.A.R. AREA = (E)							=	20.449
15% SERVICES AREA OF UNIT								
C1	7.700	X	0.600			=		4.620
C2	2.600	X	1.100			=		2.860
TOTAL 15% SERVICES AREA OF UNIT (F)							=	7.480
COVERAGE AREA OF UNIT =G+E+F=								
1	TOTAL UNIT F.A.R. AREA (G)						+	115.433
2	NON F.A.R. AREA OF UNIT (E)						+	20.449
3	15% SERVICES AREA OF UNIT (F)						+	7.480
TOTAL UNIT 2A COVERAGE AREA								143.357

TOTAL NON F.A.R. AREA AT REFUGE FLOOR PLAN

BALCONY 1					
UNIT 1	11.34	X	1	=	11.340
UNIT 2	23.5	X	1	=	23.500
UNIT 2A	23.5	X	1	=	23.500
TOTAL NON FAR AREA AT TWINGLE FLOOR				=	118.752

TYP. & 2ND FLOOR UNIT AREA SUMMARY

S.NO.	NO. OF UNITS		SINGLE UNIT AREA		TOTAL UNITS AREA (SQMT.)
F.A.R AREA OF UNIT - 1	1	X	115.347	=	115.347
F.A.R AREA OF UNIT - 2	1	X	114.481	=	114.481
F.A.R AREA OF UNIT - 2A	1	X	115.433	=	115.433
F.A.R AREA OF CIRCULATION	1	X	30.176	=	30.176
TOTAL F.A.R AREA AT SINGLE FLOOR = (A)				=	375.437

TYPICAL FLOOR TOTAL FAR	=	375.437
TYPICAL FLOOR TOTAL NON FAR	=	118.752
TYPICAL FLOOR TOTAL SERVICE FAR	=	47.835
TOTAL TYPICAL FLOOR FAR AREA	=	542.024

REFUGE AREA CALCULATION
(BUILDING FLOOR PLATE X 2 FLOOR X 0.3) /12.5 + .900 SQ.MT.
FOR SPEC. ABLED)

(952.070X 2 X 0.3) /12.5 + .900 = 32.679 SQ. MT.
=32.679/2 = 16.340 SQ.MT. PER FLOOR

Lal Singh
Digitally signed by Lal Singh
Date: 2023.11.29 15:57:14 +05'30'

AMIT VARMA
Digitally signed by AMIT VARMA
Date: 2023.11.28 19:10:42 +05'30'

Sudheer Kumar
Digitally signed by Sudheer Kumar
DN: cn=Sudheer Kumar, o=RS co-Personal Research, I am the author of this document
Location:
Date: 2023.11.30 11:00:03 '30'

PRAMOD BAHL
Digitally signed by PRAMOD BAHL
Date: 2023.11.24 20:41:01 +05'30'

VISHAL SHARMA
Digitally signed by VISHAL SHARMA
Date: 2023.11.24 14:14:28 +05'30'

LEENU SAHGAL
Digitally signed by LEENU SAHGAL
Date: 2023.12.13 14:15:01 +05'30'

F.A.R. COVERED AREA CALCULATION FOR CIRCULATION AREA

S.NO.	PARTICULARS							AREA (SQMT.)
1	2.910	X	5.700			=		17.064
2	2.910	X	5.940			=		17.285
3	1.400	X	4.200			=		5.880
4	4.500	X	3.800			=		20.700
5	1.200	X	4.000			=		4.800
6	1.400	X	1.275			=		1.785
7	1.500	X	2.025			=		3.038
8	3.400	X	1.200			=		4.140
9	2.500	X	1.200			=		3.000
TOTAL AREA (A)							=	98.092
AREA SUBTRACTION								
PS1	2.500	X	0.700			=		1.750
PS2	2.500	X	1.200			=		3.000
L1	3.400	X	2.125			=		7.225
L2	2.275	X	0.700			=		1.593
L3	1.275	X	1.500			=		1.913
L4	2.500	X	0.700			=		1.750
L5	1.900	X	1.200			=		2.280
L6	1.400	X	0.275			=		0.385
R1	2.900	X	0.200			=		0.580
L7	0.700	X	0.200			=		0.140
TOTAL (B)							=	24.521
TOTAL F.A.R AREA (CORRIDOR C = A - B)							=	73.572

CORRIDOR AREA CALCULATION TOWARDS 15% SERVICES AREA

S.NO.	PARTICULARS							AREA (SQMT.)
FIRE TOWER AREA								
FT1	2.100	X	0.700			=		1.470
AREA SUBTRACTION								
S1	0.200	X	2.400			=		0.480
FIRE STAIRCASE AREA							=	10.201
LIFT (1000KG)								
L1	2.400	X	2.100			=		10.010
L2	2.310	X	1.200			=		2.772
L3	1.275	X	2.200			=		4.050
FHC UNIT								
FH1	2.200	X	1.200			=		2.640
ELECTRICAL & LV UNIT								
EL1	1.400	X	1.625			=		2.275
LV1	2.700	X	2.000			=		5.400
REFUGE AREA								
R1	2.700	X	4.440			=		19.920
TOTAL CORRIDOR AREA 15% SERVICES AREA (A)							=	57.401

UNIT AREA CALCULATION 15% SERVICES F.A.R AREA AT 19TH & 20TH

S.NO.	PARTICULARS							AREA (SQMT.)
CUBOARD								
J1	Servant F.A.R	2.000	X	2	X	1	=	4.000
J2	Servant F.A.R	1.600	X	1	X	1	=	1.600
J3	Kitchen Servant F.A.R	1.400	X	1	X	1	=	1.400
TOTAL UNIT AREA CALCULATION 15% SERVICES F.A.R (A)							=	6.000
TOTAL 15% SERVICES F.A.R AREA = C = (A + B)							=	63.401

UNIT AREA CALCULATION 15% SERVICES F.A.R AREA AT 20TH FLOOR

S.NO.	PARTICULARS							AREA (SQMT.)
CUBOARD								
J1	Servant F.A.R	2.000	X	2	X	1	=	4.000
J2	Servant F.A.R	1.600	X	1	X	1	=	1.600
J3	Kitchen Servant F.A.R	1.400	X	1	X	1	=	1.400
TOTAL UNIT AREA CALCULATION 15% SERVICES F.A.R (A)							=	6.000
TOTAL 15% SERVICES F.A.R AREA = C = (A + B)							=	60.128

DOOR - WINDOW SCHEDULE

SR. NO.	CODE	DESCRIPTION	SIZE	SILL	LINTEL
01	D1	VENEERED POLISHED FLUSH DOOR	1250 X 2400	50	2400
02	D2	LAMINATED FLUSH DOOR	1000 X 2250	50	2250
03	D3	LAMINATED FLUSH DOOR	800 X 2250	50	2250
04	SW1	FIXED GLAZING WITH OPENING (KITCHEN)	1400 X 2250	50	2250
05	SD1	SLIDING GLASS DOOR	3300X 2250	50	2250
06	SD2	SLIDING GLASS DOOR	1500 X 2250	50	2250
07	TW1	TOILET WINDOW	750 X 1050	900	2250
08	W1	BEDROOM WINDOW	900 X 1350	900	2250
09	FD1	F.H.C STAIR DOOR (FIRE DOOR)	1250X 2300	150	2400
10	W2	WINDOW	1100 X 900	AS/DETAIL	
20	GD1	GLAZING DOOR	250 X 2400	50	2400
21	GL1	GLAZING		AS/DETAIL	
22	GL2	GLAZING		AS/DETAIL	
23	GL3	GLAZING		AS/DETAIL	

LEGENDS :-

- F.A.R AREA
- COUNTED IN 15 % F.A.R AREA
- COUNTED IN 1/4 F.A.R AREA
- NON F.A.R AREA

NOTE:-
FLOOR NO:- 13TH FLOOR OMITTED FROM FLOOR COUNTING

OWNER SIGN | ARCHITECT SIGN

OWNER
M/S GOLF GREEN MANSIONS (P) LTD.

SUBMISSION DRAWING

KEYPLAN



PROJECT
PROPOSED GROUP HOUSING FOR M/S GOLF GREEN MANSIONS (P) LTD. AT PLOT NO. - GH-3A,SECTOR -10 GREATER NOIDA,(U.P.)

DATE	PROJECT INCH	CHECKED BY
09-10-2023	BALRAJ SINGH	BALRAJ SINGH
SCALE	DRAWN BY	APPROVED BY
1:100	SAHIL GUPTA	VISHAL SHARMA

DRAWING TITLE
19TH To 20TH FLOOR PLAN (REFUGE TERRACE)

TOWER-G

ARCHITECTS
Confluence
NEW DELHI - INDIA

DRAWING NO. S-54 | REVISION

REFUGE FLOOR PLAN (19th & 20th FLOOR)

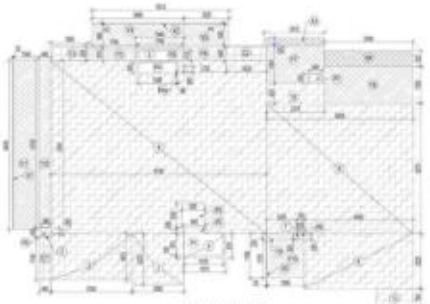

AREA DIAGRAM UNIT-1

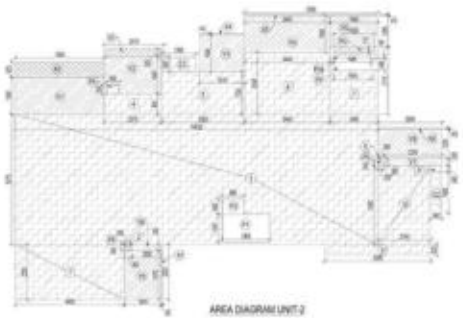

AREA DIAGRAM UNIT-2

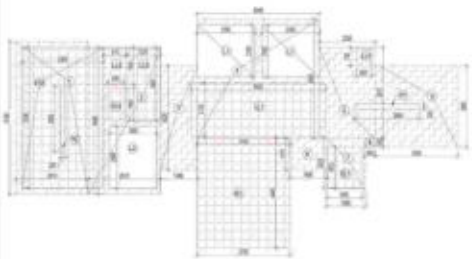

18TH & 19TH FLOOR CIRCULATION AREA DIAGRAM

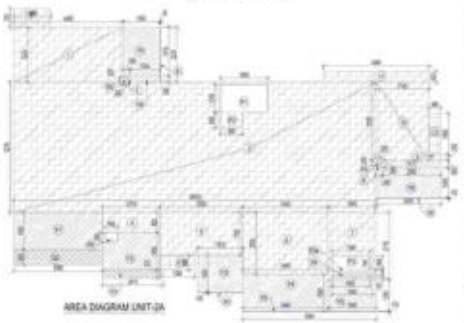

AREA DIAGRAM UNIT-2A

F.A.R. COVERED AREA CALCULATION FOR UNIT - 1

S.NO.	PARTICULARS							AREA (SQMT.)
COVERED AREA								
1	3.000	X	2.075			=		6.225
2	3.400	X	1.875			=		6.188
3	2.400	X	3.900			=		9.360
4	4.750	X	7.500			=		35.625
5	1.900	X	2.075			=		3.942
6	1.875	X	3.875			=		7.266
7	3.900	X	0.250			=		0.975
8	4.900	X	2.325			=		11.393
9	3.900	X	0.275			=		1.073
10	2.275	X	0.875			=		1.991
11	2.750	X	1.900			=		5.225
TOTAL AREA (A)							=	110.463
BALCONY 1A AREA								
J1	1.725	X	0.900			=		1.553
J2	3.025	X	0.300			=		0.908
J3	2.410	X	0.300			=		0.723
J4	1.150	X	0.900			=		1.035
J5	2.025	X	1.750			=		3.544
TOTAL BALCONY AREA							=	7.763
TOTAL BALCONY 1A AREA (B)							=	6.990
SUBTRACTION AREA								
P1	1.275	X	0.875			=		1.115
P2	0.900	X	0.250			=		0.225
P3	2.025	X	1.150			=		2.327
P4	1.750	X	0.300			=		0.525
P5	1.750	X	0.300			=		0.525
P6	1.750	X	0.300			=		0.525
TOTAL SUBTRACTION AREA = (C)							=	5.262
TOTAL UNIT 1 F.A.R. AREA (Sw.1+B-C)							=	110.247
NON F.A.R. AREA OF BALCONY								
J1	3.400	X	1.340			=		7.106
J2	2.750	X	0.900			=		2.565
J3	1.750	X	0.900			=		1.575
J4	2.900	X	0.900			=		2.610
J5	1.600	X	0.900			=		1.440
J6	1.725	X	0.900			=		1.553
J7	3.025	X	1.900			=		5.748
J8	2.900	X	1.900			=		5.510
J9	1.750	X	0.900			=		1.575
J10	1.900	X	0.900			=		1.710
TOTAL AREA							=	31.392
SUBTRACTION AREA								
P7	0.900	X	0.900			=		0.810
TOTAL NON F.A.R. AREA							=	30.582
BALCONY 1A AREA = (1.125 X 0.900)							=	0.937
TOTAL BALCONY NON F.A.R. AREA = (E)							=	31.519
15% SERVICES AREA OF UNIT								
C1	3.900	X	1.750			=		6.825
C2	1.625	X	0.900			=		1.463
C3	1.900	X	0.900			=		1.710
TOTAL 15% SERVICES AREA OF UNIT (F)							=	9.998
COVERAGE AREA OF UNIT = (G+E+F) =								
1	TOTAL UNIT F.A.R. AREA (G)						=	110.247
2	NON F.A.R. AREA OF UNIT (E)						=	31.519
3	15% SERVICES AREA OF UNIT (F)						=	9.998
TOTAL UNIT 1 COVERAGE AREA							=	149.767

F.A.R. COVERED AREA CALCULATION FOR UNIT - 2

S.NO.	PARTICULARS							AREA (SQMT.)
COVERED AREA								
1	4.400	X	2.225			=		9.790
2	2.125	X	0.300			=		0.638
3	14.125	X	5.500			=		77.688
4	2.125	X	0.300			=		0.638
5	3.775	X	1.750			=		6.606
6	3.400	X	2.500			=		8.500
7	1.150	X	1.175			=		1.351
8	2.275	X	1.300			=		2.958
9	3.400	X	1.300			=		4.420
10	2.150	X	1.300			=		2.795
11	2.140	X	2.150			=		4.601
12	4.225	X	0.825			=		3.484
TOTAL AREA = (A)							=	117.681
BALCONY 1A AREA								
J1	2.225	X	1.225			=		2.725
J2	2.175	X	0.525			=		1.141
J3	2.475	X	0.525			=		1.299
J4	1.575	X	0.525			=		0.827
J5	2.150	X	0.525			=		1.129
J6	2.150	X	0.525			=		1.129
TOTAL BALCONY AREA							=	8.250
TOTAL BALCONY 1A AREA (B)							=	8.422
SUBTRACTION AREA								
P1	1.900	X	1.740			=		3.306
P2	0.900	X	0.900			=		0.810
P3	1.740	X	0.491			=		0.854
P3a	1.400	X	0.142			=		0.199
P4	1.125	X	0.111			=		0.125
P5	2.150	X	0.250	X	2.150	=		1.075
TOTAL SUBTRACTION AREA = (C)							=	6.369
TOTAL UNIT 2 F.A.R. AREA (Sw.1+B-C)							=	119.383
NON F.A.R. AREA OF BALCONY								
J1	2.225	X	1.350			=		3.004
J2	2.175	X	1.350			=		2.936
J3	2.475	X	1.350			=		3.341
J4	1.575	X	1.350			=		2.126
J5	1.400	X	1.350			=		1.890
J6	1.540	X	1.350			=		2.079
J7	2.425	X	1.350			=		3.274
J8	2.275	X	1.350			=		3.071
J9	2.150	X	1.350			=		2.903
J10	1.125	X	1.350			=		1.519
TOTAL AREA							=	24.141
SUBTRACTION AREA								
P6	2.150	X	1.350			=		2.903
TOTAL NON F.A.R. AREA							=	21.238
BALCONY 1A AREA = (1.125 X 0.900)							=	0.937
TOTAL BALCONY NON F.A.R. AREA = (E)							=	22.175
15% SERVICES AREA OF UNIT								
C1	7.150	X	0.825			=		5.924
C2	2.400	X	1.150			=		2.760
TOTAL 15% SERVICES AREA OF UNIT (F)							=	8.684
COVERAGE AREA FOR UNIT = G+E+F =								
1	TOTAL UNIT F.A.R. AREA (G)						=	119.383
2	NON F.A.R. AREA OF UNIT (E)						=	22.175
3	15% SERVICES AREA OF UNIT (F)						=	8.684
TOTAL UNIT 2 COVERAGE AREA							=	150.242

F.A.R. COVERED AREA CALCULATION FOR UNIT 2A

S.NO.	PARTICULARS							AREA (SQMT.)
COVERED AREA								
1	4.400	X	2.225			=		9.790
2	2.125	X	0.300			=		0.638
3	14.125	X	5.500			=		77.688
4	2.125	X	0.300			=		0.638
5	3.775	X	1.750			=		6.606
6	3.400	X	2.500			=		8.500
7	1.150	X	1.175			=		1.351
8	2.275	X	1.300			=		2.958
9	3.400	X	1.300			=		4.420
10	2.150	X	1.300			=		2.795
11	2.140	X	2.150			=		4.601
12	4.225	X	0.825			=		3.484
TOTAL AREA = (A)							=	117.681
BALCONY 1A AREA								
J1	2.225	X	1.225			=		2.725
J2	2.175	X	0.525			=		1.141
J3	2.475	X	0.525			=		1.299
J4	1.575	X	0.525			=		0.827
J5	2.150	X	0.525			=		1.129
J6	2.150	X	0.525			=		1.129
TOTAL BALCONY AREA							=	8.250
TOTAL BALCONY 1A AREA (B)							=	8.422
SUBTRACTION AREA								
P1	1.900	X	1.740			=		3.306
P2	0.900	X	0.900			=		0.810
P3	1.740	X	0.491			=		0.854
P3a	1.400	X	0.142			=		0.199
P4	1.125	X	0.111			=		0.125
P5	2.150	X	0.250	X	2.150	=		1.075
TOTAL SUBTRACTION AREA = (C)							=	6.369
TOTAL UNIT 2A F.A.R. AREA (Sw.1+B-C)							=	119.433
NON F.A.R. AREA OF BALCONY								
J1	3.400	X	1.350			=		3.301
J2	2.275	X	1.350			=		3.071
J3	1.575	X	1.350			=		2.126
J4	2.900	X	1.350			=		3.915
J5	1.600	X	1.350			=		2.160
J6	1.725	X	1.350			=		2.329
J7	3.025	X	1.350			=		4.084
J8	2.900	X	1.350			=		3.915
J9	1.750	X	1.350			=		2.363
J10	1.900	X	1.350			=		2.565
TOTAL AREA							=	27.731
SUBTRACTION AREA								
P6	2.150	X	1.350			=		2.903
TOTAL NON F.A.R. AREA							=	25.828
BALCONY 1A AREA = (1.125 X 0.900)							=	0.937
TOTAL BALCONY NON F.A.R. AREA = (E)							=	26.765
15% SERVICES AREA OF UNIT								
C1	7.150	X	0.825			=		5.924
C2	2.400	X	1.150			=		2.760
TOTAL 15% SERVICES AREA OF UNIT (F)							=	8.684
COVERAGE AREA OF UNIT = G+E+F =								
1	TOTAL UNIT F.A.R. AREA (G)						=	119.433
2	NON FAR AREA OF UNIT (E)						=	26.765
3	15% SERVICES AREA OF UNIT (F)						=	8.684
TOTAL UNIT 2A COVERAGE AREA							=	146.637

TOTAL NON F.A.R. AREA AT REFUGE FLOOR PLAN

BALCONY 1						
UNIT 1	11.34	X	1		=	11.340
UNIT 2	23.5	X	1		=	23.500
UNIT 2A	23.5	X	1		=	23.500
TOTAL NON FAR AREA AT FIANGLE FLOOR					=	110.152

TOTAL F.A.R. AREA AT SINGLE FLOOR = (A)

S.NO.	NO. OF UNITS		SINGLE UNIT AREA		TOTAL UNITS AREA (SQMT.)
F.A.R. AREA OF UNIT - 1	1	X	110.247	=	110.247
F.A.R. AREA OF UNIT - 2	1	X	119.383	=	119.383
F.A.R. AREA OF UNIT - 2a	1	X	119.433	=	119.433
F.A.R. AREA OF CIRCULATION	1	X	30.176	=	30.176
TOTAL F.A.R. AREA AT SINGLE FLOOR = (A)				=	389.239

TYPICAL FLOOR TOTAL FAR	=	389.239
TYPICAL FLOOR TOTAL NON FAR	=	110.152
TYPICAL FLOOR TOTAL SERVICE FAR	=	47.855
TOTAL TYPICAL FLOOR FAR AREA	=	661.006

REFUGE AREA CALCULATION
(BUILDING FLOOR PLATE X 2 FLOOR X 0.3) /12.5 = .900 SQ.MT.
FOR SPEC. ABLED)

(952.070X 2 X 0.3) /12.5 = .900 = 32.679 SQ. MT.
=32.679/2 = 16.340 SQ.MT. PER FLOOR

Lal Singh — Digitally signed by Lal Singh Date: 2023.11.29 15:46:02 +05'30'

AMIT VARMA — Digitally signed by AMIT VARMA Date: 2023.11.28 19:20:26 +05'30'

Sudheer Kumar

PRAMOD BAHL — Digitally signed by PRAMOD BAHL Date: 2023.11.24 20:47:43 +05'30'

VISHAL SHARMA — Digitally signed by VISHAL SHARMA Date: 2023.11.24 14:17:54 +05'30'

LEENU SAHGAL — Digitally signed by LEENU SAHGAL Date: 2023.12.13 14:15:22 +05'30'

F.A.R. COVERED AREA CALCULATION FOR CIRCULATION AREA

S.NO.	PARTICULARS							AREA (SQMT.)
1	2.910	X	3.100			=		17.263
2	2.910	X	3.040			=		17.203
3	1.400	X	4.200			=		4.032
4	4.300	X	3.400			=		20.727
5	2.300	X	1.400			=		4.830
6	1.400	X	1.275			=		1.785
7	1.300	X	2.225			=		2.759
8	3.400	X	1.200			=		4.140
9	2.225	X	1.200			=		2.670
TOTAL AREA (A)							=	99.859
AREA SUBTRACTION								
P31	2.300	X	0.700			=		1.610
P31	2.300	X	1.200			=		2.760
L1	3.400	X	2.125			=		7.225
L2	2.275	X	1.300			=		2.958
L3	1.275	X	1.300			=		1.658
L7	2.300	X	2.125	X	2	=		9.775
L5	1.900	X	1.200			=		2.280
L6	1.400	X	1.275			=		1.785
P1	2.900	X	0.200			=		0.580
L4	0.700	X	0.300			=		0.420
TOTAL (B)							=	34.051
TOTAL F.A.R AREA CORRIDOR C = (A - B)							=	65.808

CORRIDOR AREA CALCULATION TOWARDS 15% SERVICES AREA

S.NO.	PARTICULARS							AREA (SQMT.)
FIRE TOWER AREA								
P31	2.300	X	0.700			=		1.610
AREA SUBTRACTION								
P2	0.200	X	2.900			=		0.580
FIRE STAIRCASE AREA								15.000
LIFT LOBBY								
L2	3.400	X	2.125			=		10.013
L3	2.910	X	1.200			=		3.492
L1	1.275	X	2.900			=		4.000
FAC DRIFT								
P11	2.300	X	1.300			=		2.990
ELECTRICAL & LV DRIFT								
EL1	1.400	X	1.275			=		2.135
LV1	2.300	X	2.900			=		6.670
REFUGE AREA								
R1	2.740	X	4.440			=		15.023
TOTAL CORRIDOR AREA 15% SERVICES AREA (A)						=		10.401
UNIT AREA CALCULATION 15% SERVICES F.A.R AREA AT 19TH & 20TH								
CUBICLES								
Jan-1 Service F.A.R	2.300	X	2	X	2	=		9.200
Jan-2 Service F.A.R	1.400	X	2	X	1	=		2.800
Jan-3 Service F.A.R	1.400	X	2	X	1	=		2.800
TOTAL UNIT AREA CALCULATION 15% SERVICES F.A.R = (B)						=		9.199
TOTAL 15% SERVICES F.A.R AREA = C + A + B)						=		84.884
UNIT AREA CALCULATION 15% SERVICES F.A.R AREA AT 20TH FLOOR								
CUBICLES								
Jan-1 Service F.A.R	2.300	X	2	X	2	=		9.200
Jan-2 Service F.A.R	1.400	X	2	X	1	=		2.800
Jan-3 Service F.A.R	1.400	X	2	X	1	=		2.800
TOTAL UNIT AREA CALCULATION 15% SERVICES F.A.R = (B)						=		9.015
TOTAL 15% SERVICES F.A.R AREA = C + A + B)						=		90.128

DOOR - WINDOW SCHEDULE

SR. NO.	CODE	DESCRIPTION	SIZE	SILL	LINTEL
01	D1	VENEERED POLISHED FLUSH DOOR	1250 X 2400	50	2400
02	D2	LAMINATED FLUSH DOOR	1000 X 2250	50	2250
03	D3	LAMINATED FLUSH DOOR	800 X 2250	50	2250
04	SW1	FIXED GLAZING WITH OPENING (KITCHEN)	1400 X 2250	50	2250
05	SD1	SLIDING GLASS DOOR	3300X 2250	50	2250
06	SD2	SLIDING GLASS DOOR	1500 X 2250	50	2250
07	TW1	TOILET WINDOW	750 X 1050	900	2250
08	W1	BEDROOM WINDOW	900 X 1350	900	2250
09	FD1	F.H.C STAIR DOOR (FIRE DOOR)	1250X 2300	150	2400
10	W2	WINDOW	1150 X 900	AS/DETAIL	
20	GD1	GLAZING DOOR	250 X 2400	50	2400
21	GL1	GLAZING		AS/DETAIL	
22	GL2	GLAZING		AS/DETAIL	
23	GL3	GLAZING		AS/DETAIL	

LEGENDS :-

- F.A.R. AREA
- COUNTED IN 15 % F.A.R AREA
- COUNTED IN 1/4 F.A.R AREA
- NON F.A.R AREA

NOTE:-
FLOOR NO:- 13TH FLOOR OMITTED FROM FLOOR COUNTING

OWNER SIGN | ARCHITECT SIGN

OWNER
M/S GOLF GREEN MANSIONS (P) LTD.

SUBMISSION DRAWING

KEYPLAN



PROJECT
PROPOSED GROUP HOUSING FOR M/S GOLF GREEN MANSIONS (P) LTD. AT PLOT NO. - GH-3A,SECTOR -10 GREATER NOIDA,(U.P.)

DATE	PROJECT INCH	CHECKED BY
09-10-2023	BALRAJ SINGH	BALRAJ SINGH
SCALE	DRAWN BY	APPROVED BY
1:100	SAHIL GUPTA	VISHAL SHARMA

DRAWING TITLE
19Th To 20Th FLOOR PLAN (REFUGE TERRACE)

TOWER-G

ARCHITECTS
Confluence
NEW DELHI - INDIA

DRAWING NO. S-54 | REVISION

27TH FLOOR PLAN

F.A.R. COVERED AREA CALCULATION FOR UNIT - 3							
S.NO.	PARTICULARS						AREA (SQMT.)
COVERED AREA							
1	2.480	x	2.775			=	6.884
2	2.800	x	1.875			=	5.250
3	3.480	x	2.400			=	8.352
4	4.730	x	1.500			=	7.095
5	1.580	x	2.900			=	4.582
6	1.875	x	3.875			=	7.266
7	2.800	x	3.200			=	8.960
8	1.025	x	1.900			=	1.948
9	4.400	x	1.900			=	8.360
10	2.600	x	3.275			=	8.515
11	2.600	x	3.275			=	8.515
12	2.475	x	1.500			=	3.713
13	1.400	x	0.750			=	1.050
TOTAL AREA = (A)						=	120.490
BALCONY 1/4 AREA							
X1	2.025	x	0.900			=	1.823
X2	2.475	x	0.525			=	1.299
X3	2.475	x	0.450			=	1.114
X4	1.750	x	0.900			=	1.575
TOTAL BALCONY AREA						=	5.811
TOTAL BALCONY 1/4 AREA (B)						=	8.014
SUBTRACTION AREA							
A1	1.575	x	0.875			=	1.378
A2	0.900	x	0.300			=	0.270
A3	1.525	x	1.500			=	2.288
A4	1.750	x	0.300			=	0.525
A5a	0.300	x	1.300			=	0.390
A6	0.300	x	0.300			=	0.090
A7	0.300	x	0.300			=	0.090
A8	0.300	x	0.300			=	0.090
TOTAL SUBTRACTION AREA = (C)						=	5.108
TOTAL UNIT 3 F.A.R. AREA (Da= A+B-C)						=	119.193

NON F.A.R. AREA OF BALCONY							
1	0.825	x	1.900			=	1.568
2	0.725	x	1.900			=	1.378
3	1.175	x	1.900			=	2.233
4	0.900	x	1.900			=	1.710
5	1.175	x	1.900			=	2.233
6	0.900	x	1.900			=	1.710
7	1.175	x	1.900			=	2.233
8	0.900	x	1.900			=	1.710
9	1.175	x	1.900			=	2.233
10	1.000	x	1.900			=	1.900
TOTAL AREA						=	20.677
SUBTRACTION AREA							
B1	0.900	x	0.900			=	0.810
TOTAL NON F.A.R AREA						=	20.767
BALCONY 1/4 AREA = (1.2/4=0.525)						=	2.901
TOTAL BALCONY NON F.A.R. AREA = (D)						=	23.668

15% SERVICES AREA OF UNIT							
1	2.900	x	1.750			=	5.075
2	2.900	x	1.750			=	5.075
3	2.900	x	1.900			=	5.510
TOTAL 15% SERVICES AREA OF UNIT (F)						=	2.899
COVERAGE AREA OF UNIT =(D+E+F)							
1	TOTAL UNIT F.A.R. AREA (G)					=	119.193
2	NON FAR AREA OF UNIT (E)					=	23.668
3	15% SERVICES AREA OF UNIT (F)					=	2.899
TOTAL UNIT-3 COVERAGE AREA						=	145.757

F.A.R. COVERED AREA CALCULATION FOR UNIT-4							
S.NO.	PARTICULARS						AREA (SQMT.)
COVERED AREA							
1	2.925	x	2.225			=	6.506
2	2.925	x	2.900			=	8.482
3	4.400	x	1.775			=	7.810
4	2.215	x	3.400			=	7.531
5	2.025	x	1.725			=	3.493
6	3.440	x	2.500			=	8.600
7	1.900	x	2.900			=	5.510
8	3.440	x	2.500			=	8.600
9	2.440	x	2.900			=	7.076
10	2.440	x	3.300			=	8.052
11	3.140	x	2.300			=	7.222
12	2.225	x	3.400			=	7.565
TOTAL AREA = (A)						=	108.878
BALCONY 1/4 AREA							
X1	2.925	x	0.625			=	1.828
X2	2.415	x	0.525			=	1.268
X3	1.915	x	0.525			=	1.005
X4	3.440	x	0.525			=	1.806
X5	2.925	x	0.525			=	1.536
TOTAL BALCONY AREA						=	7.271
TOTAL BALCONY 1/4 AREA (B)						=	8.910
SUBTRACTION AREA							
A1	1.925	x	1.140			=	2.195
A2	2.900	x	2.900			=	8.410
A3	1.900	x	0.400			=	0.760
A4a	2.900	x	0.300			=	0.870
A5	1.025	x	2.115			=	2.168
A6	0.900	x	0.900	x	0.5	=	0.405
TOTAL SUBTRACTION AREA = (C)						=	2.224
TOTAL UNIT-4 F.A.R AREA (Da= A+B-C)						=	117.757

NON F.A.R. AREA OF BALCONY							
1	0.900	x	1.900			=	1.710
2	2.925	x	1.900			=	5.558
3	2.415	x	1.900			=	4.589
4	3.440	x	1.900			=	6.536
5	2.925	x	1.900			=	5.558
TOTAL AREA						=	23.950
SUBTRACTION AREA							
A1	0.900	x	0.900			=	0.810
TOTAL NON F.A.R AREA						=	23.140
BALCONY 1/4 AREA = (1.2/4=0.525)						=	2.901
TOTAL BALCONY NON F.A.R. AREA = (E)						=	25.038

15% SERVICES AREA OF UNIT							
1	1.900	x	0.900			=	1.900
2	1.900	x	0.900			=	1.900
TOTAL 15% SERVICES AREA OF UNIT (F)						=	1.900
COVERAGE AREA OF UNIT =(D+E+F)							
1	TOTAL UNIT F.A.R. AREA (G)					=	117.757
2	NON FAR AREA OF UNIT (E)					=	25.038
3	15% SERVICES AREA OF UNIT (F)					=	1.900
TOTAL UNIT-4 COVERAGE AREA						=	144.697

F.A.R. COVERED AREA CALCULATION FOR UNIT-4A							
S.NO.	PARTICULARS						AREA (SQMT.)
COVERED AREA							
1	2.925	x	2.225			=	6.506
2	2.925	x	2.900			=	8.482
3	4.400	x	1.775			=	7.810
4	2.215	x	3.400			=	7.531
5	2.025	x	1.725			=	3.493
6	3.440	x	2.500			=	8.600
7	1.900	x	2.900			=	5.510
8	3.440	x	2.500			=	8.600
9	2.440	x	2.900			=	7.076
10	2.440	x	3.300			=	8.052
11	3.140	x	2.300			=	7.222
12	2.225	x	3.400			=	7.565
13	1.750	x	0.750			=	1.313
TOTAL AREA = (A)						=	121.011
BALCONY 1/4 AREA							
X1	2.925	x	0.625			=	1.828
X2	2.415	x	0.525			=	1.268
X3	1.915	x	0.525			=	1.005
X4	3.440	x	0.525			=	1.806
X5	2.925	x	0.525			=	1.536
TOTAL BALCONY AREA						=	7.271
TOTAL BALCONY 1/4 AREA (B)						=	8.910
SUBTRACTION AREA							
A1	1.925	x	1.140			=	2.195
A2	2.900	x	2.900			=	8.410
A3	1.900	x	0.400			=	0.760
A4	2.900	x	0.300			=	0.870
A5a	1.400	x	0.300			=	0.420
A6	1.025	x	2.115			=	2.168
A7	0.900	x	0.900			=	0.810
TOTAL SUBTRACTION AREA = (C)						=	15.633
TOTAL UNIT-4A F.A.R AREA (Da= A+B-C)						=	114.288

NON F.A.R. AREA OF BALCONY							
1	0.900	x	1.900			=	1.710
2	2.925	x	1.900			=	5.558
3	2.415	x	1.900			=	4.589
4	3.440	x	1.900			=	6.536
5	2.925	x	1.900			=	5.558
6	1.400	x	1.900			=	2.660
7	1.025	x	1.900			=	1.948
8	0.900	x	1.900			=	1.710
TOTAL AREA						=	30.269
SUBTRACTION AREA							
A1	0.900	x	0.900			=	0.810
TOTAL NON F.A.R AREA						=	29.459
BALCONY 1/4 AREA = (1.2/4=0.525)						=	2.901
TOTAL BALCONY NON F.A.R. AREA = (E)						=	32.360

15% SERVICES AREA OF UNIT							
1	1.900	x	0.900			=	1.900
2	1.900	x	0.900			=	1.900
3	1.900	x	1.900			=	3.610
TOTAL 15% SERVICES AREA OF UNIT (F)						=	7.410
COVERAGE AREA OF UNIT =(D+E+F)							
1	TOTAL UNIT F.A.R. AREA (G)					=	114.288
2	NON FAR AREA OF UNIT (E)					=	32.360
3	15% SERVICES AREA OF UNIT (F)					=	7.410
TOTAL UNIT-4A COVERAGE AREA						=	154.058

27th FLOOR FAR AREA SUMMARY						
S.NO.	NO. OF UNITS		SINGLE UNIT AREA		TOTAL UNITS AREA (SQMT.)
F.A.R AREA OF UNIT -3	1	x	119.193	=	119.193
F.A.R AREA OF UNIT -4	1	x	117.757	=	117.757
F.A.R AREA OF UNIT -4a	1	x	114.374	=	114.374
F.A.R AREA OF CIRCULATION	1	x	34.431	=	34.431
TOTAL F.A.R AREA AT SINGLE FLOOR = (A)				=	587.762

TOTAL NON F.A.R. AREA AT 27th FLOOR PLAN					
BALCONY AREA					
UNIT -3	28.935	x	2	=	57.870
UNIT -4	28.935	x	1	=	28.935
UNIT -4A	25.330	x	1	=	25.330
TOTAL NON F.A.R AREA AT SINGLE FLOOR				=	107.870

Lal Singh — Digitally signed by Lal Singh Date: 2023.11.29 15:34:52 +05'30'

AMIT VARMA — Digitally signed by AMIT VARMA Date: 2023.11.28 19:30:15 +05'30'

PRAMOD BAHL — Digitally signed by PRAMOD BAHL Date: 2023.11.24 20:54:10 +05'30'

VISHAL SHARMA — Digitally signed by VISHAL SHARMA Date: 2023.11.24 14:20:47 +05'30'

Sudheer Kumar — Digitally signed by Sudheer Kumar DN: cn=Sudheer Kumar c=IN professional Reason: I am the author of this document Location: Date: 2023.11.30 17:50:09+05'30'

LEENU SAHGAL — Digitally signed by LEENU SAHGAL Date: 2023.12.13 14:15:44 +05'30'

NOTE:-
FLOOR NO.- 13TH FLOOR OMITTED FROM FLOOR COUNTING

OWNER SIGN | ARCHITECT SIGN

OWNER
M/S GOLF GREEN MANSIONS (P) LTD.

SUBMISSION DRAWING

KEYPLAN

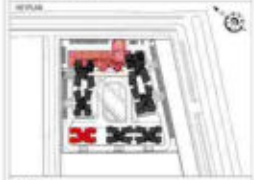

PROJECT
PROPOSED GROUP HOUSING FOR M/S GOLF GREEN MANSIONS (P) LTD. AT PLOT NO. - GH-3A,SECTOR -10 GREATER NOIDA,(U.P.)

DATE	PROJECT MGR	CHECKED BY
09-10-2023	BALRAJ SINGH	BALRAJ SINGH
SCALE	DRAWN BY	APPROVED BY
1:100	SAHIL GUPTA	VISHAL SHARMA

DRAWING TITLE
27TH FLOOR PLAN

TOWER-G

ARCHITECTS
Confluence
NEW DELHI - INDIA

DRAWING NO. S-55 | REVISION

DOOR - WINDOW SCHEDULE

SR. NO.	CODE	DESCRIPTION	SIZE	SILL	LINTEL
01	D1	VENEERED POLISHED FLUSH DOOR	1200 X 2400	00	2400
02	D2	LAMINATED FLUSH DOOR	1000 X 2250	00	2250
03	D3	LAMINATED FLUSH DOOR	800 X 2250	00	2250
04	DW1	FIXED GLAZING WITH OPENING (KITCHEN)	1450 X 2250	00	2250
05	SD1	SLIDING GLASS DOOR	3250X 2250	00	2250
06	SD2	SLIDING GLASS DOOR	1650 X 2250	00	2250
07	TW1	TOILET WINDOW	750 X 1350	900	2250
08	W1	BEDROOM WINDOW	800 X 1350	900	2250
09	FD1	F.H.C STAIR DOOR (FIRE DOOR)	1250X 2300	100	2400
10	W2	WINDOW	1150 X 900	AS/DETAIL	
20	SD1	GLAZING DOOR	250 X 2400	00	2400
21	GL1	GLAZING		AS/DETAIL	
22	GL2	GLAZING		AS/DETAIL	
23	GL3	GLAZING		AS/DETAIL	

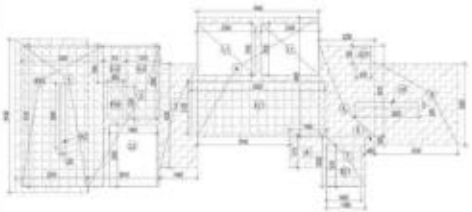

26TH FLOOR CIRCULATION AREA DIAGRAM

F.A.R. COVERED AREA CALCULATION FOR CIRCULATION AREA							
S.NO.	PARTICULARS						AREA (SQMT.)
1	2.275	x	3.150			=	7.164
2	2.275	x	3.150			=	16.987
3	1.400	x	4.300			=	6.020
4	4.900	x	4.800			=	23.717
5	2.200	x	3.075			=	6.765
6	1.400	x	1.275			=	1.785
7	1.900	x	3.075			=	5.843
8	3.400	x	3.075			=	10.455
9	2.400	x	3.300			=	7.920
TOTAL AREA (A)						=	88.657
AREA SUBTRACTION							
FH1	3.300	x	2.150			=	14.610
FH1	2.900	x	1.300			=	3.840
L1	2.900	x	3.125			=	11.014
L2	2.900	x	3.125			=	11.014
L3	1.900	x	2.900			=	5.510
L4	1.575	x	2.900			=	4.568
L5	2.300	x	2.125	x	2	=	9.775
L6	1.900	x	2.900			=	5.510
L7	1.400	x	2.875			=	4.025
EL1	1.400	x	2.875			=	4.025
H1	2.000	x	3.000			=	6.000
LIF	3.750	x	3.000			=	11.250
TOTAL (B)						=	94.931
TOTAL F.A.R AREA COVERED = (A - B)						=	93.657

CORRIDOR AREA CALCULATION TOWARDS 15% SERVICES AREA							
S.NO.	PARTICULARS						AREA (SQMT.)
FIRE TOWER AREA							
FH1	3.300	x	3.750			=	12.412
AREA SUBTRACTION							
H1	3.300	x	2.000			=	6.600
FIRE STAIRCASE AREA						=	12.412
LIFT LOBBY							
L1	1.425	x	2.125			=	17.313
L2	0.975	x	7.100			=	7.363
L3	1.275	x	2.750			=	4.203
FIRE SHAFT							
FH1	3.300	x	1.300			=	3.861
ELECTRICAL BLOCKS							
EL1	1.400	x	1.375			=	2.338
L1F	0.750	x	1.000			=	0.863
TOTAL CORRIDOR AREA 15% SERVICES AREA (B)						=	35.441

UNIT AREA CALCULATION 15% SERVICES F.A.R AREA						
1 OR BOARD						
Unit-3 Service F.A.R	2.100	x	2	=	5.040	
Unit-4 Service F.A.R	1.600	x	1	=	1.600	
Unit-4A Service F.A.R	1.600	x	1	=	1.600	
TOTAL UNIT AREA CALCULATION 15% SERVICES F.A.R (B)				=	8.240	
TOTAL 15% SERVICES F.A.R AREA = (A+B)				=	43.681	

AREA DIAGRAM UNIT-3

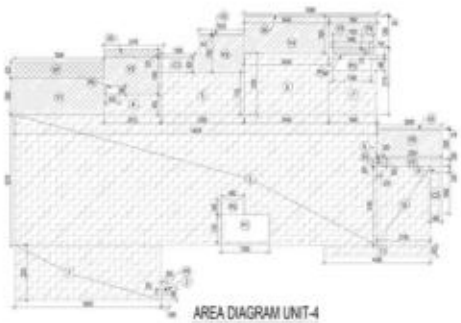

AREA DIAGRAM UNIT-4

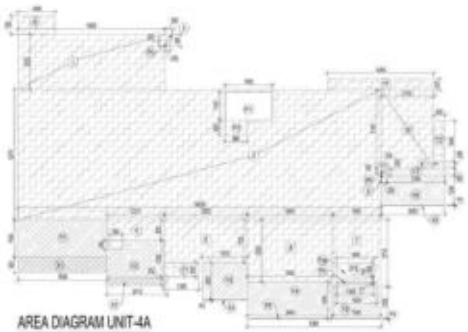

AREA DIAGRAM UNIT-4A

LEGENDS :-
- F.A.R AREA
- COUNTED IN 15 % F.A.R AREA
- COUNTED IN 1/4 F.A.R AREA
- NON F.A.R AREA

TERRACE PLAN

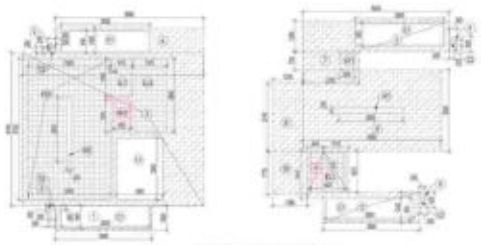

TERRACE FLOOR AREA DIAGRAM

DOOR - WINDOW SCHEDULE

SR. NO.	CODE	DESCRIPTION	SIZE	SILL	LINTEL
01	D1	VENEERED POLISHED FLUSH DOOR	1200 X 2400	00	2400
02	D2	LAMINATED FLUSH DOOR	1000 X 2250	00	2250
03	D3	LAMINATED FLUSH DOOR	800 X 2250	00	2250
04	DW1	FIXED GLAZING WITH OPENING (KITCHEN)	1400 X 2250	00	2250
05	SD1	SLIDING GLASS DOOR	3250X 2250	00	2250
06	SD2	SLIDING GLASS DOOR	1650 X 2250	00	2250
07	TW1	TOILET WINDOW	750 X 1050	900	2250
08	W1	BEDROOM WINDOW	600 X 1350	900	2250
09	FD1	F.H.C STAIR DOOR (FIRE DOOR)	1250X 2300	100	2400
10	W2	WINDOW	1100 X 900	AS/DETAIL	
20	GD1	GLAZING DOOR	200 X 2400	00	2400
21	GL1	GLAZING		AS/DETAIL	
22	GL2	GLAZING		AS/DETAIL	
23	GL3	GLAZING		AS/DETAIL	

F.A.R. COVERED AREA CALCULATION FOR CIRCULATION AREA								
S.NO.	PARTICULARS							AREA (SQMT.)
1	2.250	x	2.800				=	6.300
2	5.425	x	2.800	x	2		=	30.380
3	7.375	x	6.100				=	45.773
4	2.300	x	1.300				=	2.990
5	2.500	x	1.300				=	3.247
6	4.500	x	3.625	x	2		=	32.625
7	2.250	x	2.750				=	6.188
8	1.225	x	1.175				=	1.439
9	3.750	x	3.275				=	12.281
10	1.350	x	1.775				=	2.396
11	3.444	x	1.900				=	6.544
12	1.775	x	1.775				=	3.150
13	1.350	x	1.350				=	1.823
TOTAL AREA (A)							=	96.967
AREA SUBTRACTION								
FW1	1.200	x	3.750				=	14.610
FW2	1.300	x	2.625				=	3.412
LD1	0.675	x	2.900				=	1.958
LD2	1.275	x	2.900				=	3.698
D1	3.500	x	7.900	x	4		=	110.600
D2	3.425	x	5.225	x	2		=	35.802
D3	3.425	x	5.225	x	2		=	35.802
LT	1.500	x	2.600				=	3.900
ELT	1.140	x	1.610				=	2.035
LIF	0.750	x	3.900				=	2.925
FH	2.800	x	5.200				=	14.560
TOTAL (B)							=	236.903
TOTAL F.A.R AREA (CORRIDOR) (A - B)							=	96.063

CORRIDOR AREA CALCULATION TOWARDS 15 % SERVICES AREA								
S.NO.	PARTICULARS							AREA (SQMT.)
FIRE TOWER AREA								
F19	3.300	x	3.700				=	12.210
AREA SUBTRACTION								
H2	0.200	x	2.600				=	0.520
FIRE STAIRCASE AREA							=	12.210
LIFT LOBBY								
L11	2.000	x	1.900				=	7.600
L12	1.225	x	2.900				=	4.051
FHC SHAFT								
FHF	2.000	x	1.300				=	2.600
ELECTRICAL & LV SHAFT								
ELT	1.400	x	1.225				=	1.715
LIF	0.750	x	3.900				=	2.925
TOTAL CORRIDOR AREA 15% SERVICES AREA (A.)							=	37.142

TERRACE FLOOR FAR AREA SUMMARY					
S.NO.	NO. OF UNITS		SINGLE UNIT AREA		TOTAL UNITS AREA (SQMT.)
F.A.R AREA OF CIRCULATION	1	x	50.325	=	50.325
TOTAL F.A.R AREA AT SINGLE FLOOR = (A.)				=	50.325

AMIT VARMA — Digitally signed by AMIT VARMA Date: 2023.11.28 19:40:08 +05'30'

Lal Singh — Digitally signed by Lal Singh Date: 2023.11.29 15:23:53 +05'30'

PRAMOD BAHL — Digitally signed by PRAMOD BAHL Date: 2023.11.24 21:00:53 +05'30'

VISHAL SHARMA — Digitally signed by VISHAL SHARMA Date: 2023.11.24 14:23:52 +05'30'

LEENU SAHGAL — Digitally signed by LEENU SAHGAL Date: 2023.12.13 14:16:08 +05'30'

Sudheer Kumar — Digitally signed by Sudheer Kumar DN: cn=Sudheer Kumar, c=IN, o=Personal, Reason: I am the author of this document, Location: Date: 2023-11-08 17:50+05'30'

NOTE:-
FLOOR NO:- 13TH FLOOR OMITTED FROM FLOOR COUNTING

OWNER SIGN | ARCHITECT SIGN

OWNER
M/S GOLF GREEN MANSIONS (P) LTD.

SUBMISSION DRAWING

KEYPLAN



PROJECT
PROPOSED GROUP HOUSING FOR M/S GOLF GREEN MANSIONS (P) LTD. AT PLOT NO:- GH-3A,SECTOR -10 GREATER NOIDA,(U.P.)

DATE	PROJECT INCH	CHECKED BY
09-10-2023	BALRAJ SINGH	BALRAJ SINGH
SCALE	DRAWN BY	APPROVED BY
1:100	SAHIL GUPTA	VISHAL SHARMA

DRAWING TITLE
TERRACE PLAN & OVERHEAD PLAN AREA DIAGRAM

TOWER-G

ARCHITECTS
Confluence
NEW DELHI - INDIA

DRAWING NO. S-56 | REVISION



OVERHEAD TANK AREA DIAGRAM

AREA CALCULATION TOWARDS 15 % SERVICES AREA AT OVER HEAD TANK								
S.NO.	PARTICULARS							AREA (SQMT.)
OVER HEAD TANK & MACHINE ROOM								
1	7.700	x	3.100				=	23.870
2	3.850	x	3.250				=	12.513
TOTAL OVER HEAD TANK & MACHINE ROOM							=	36.383

LEGENDS :-
- F.A.R AREA
- COUNTED IN 15 % F.A.R AREA
- COUNTED IN 1/4 F.A.R AREA
- NON F.A.R AREA

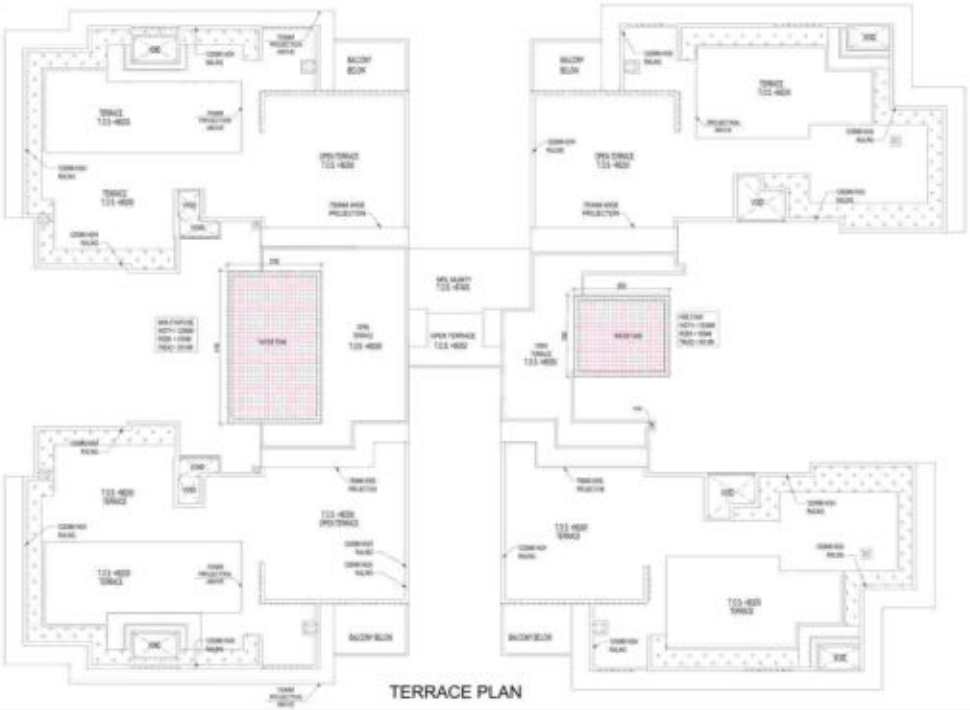

TERRACE PLAN