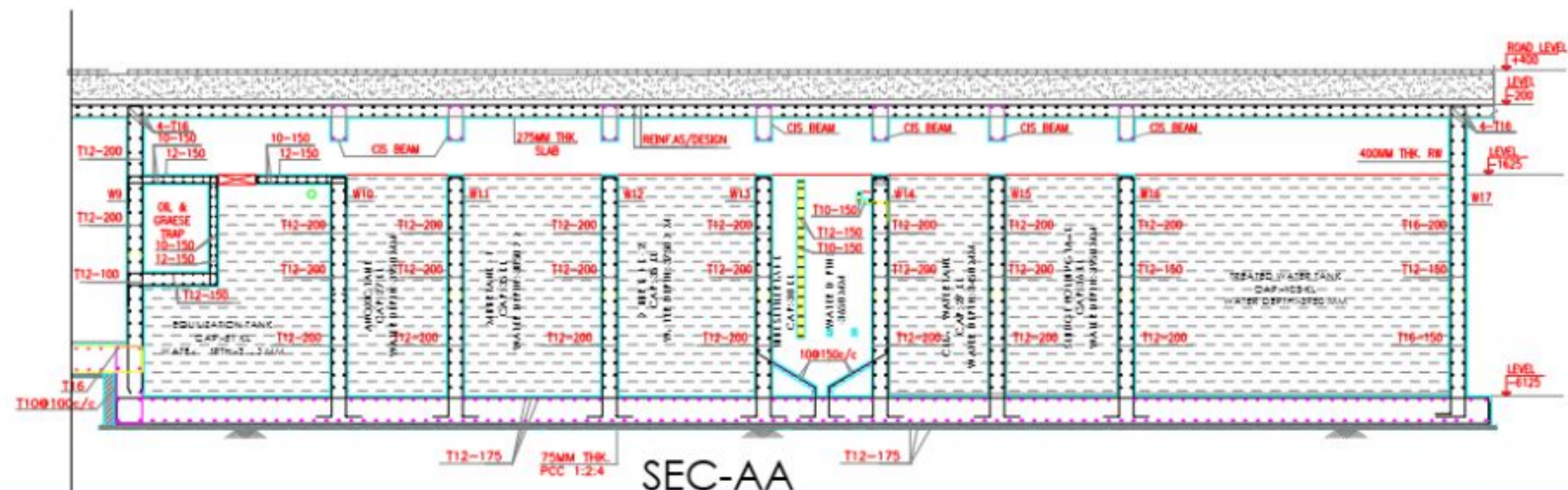
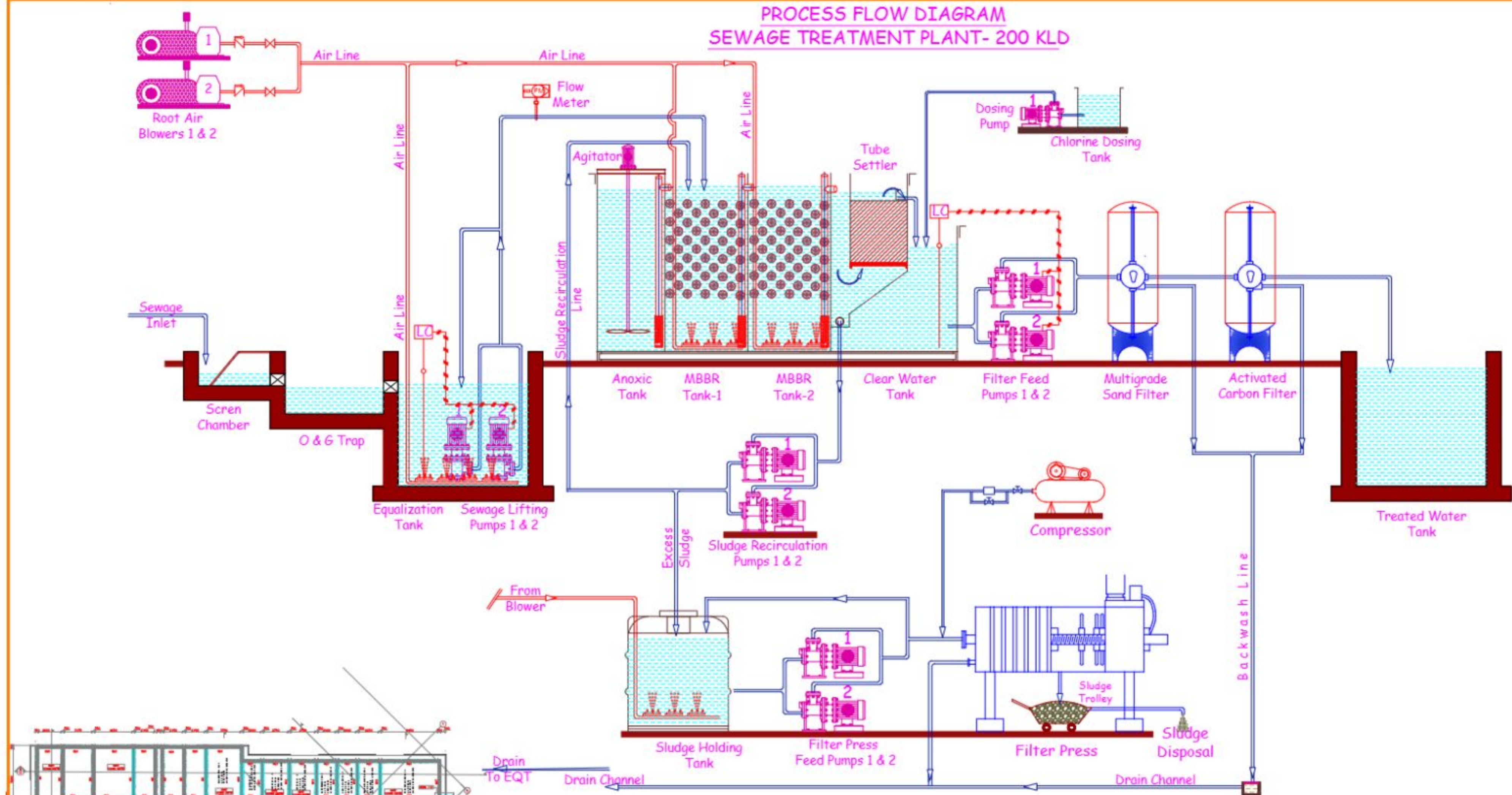
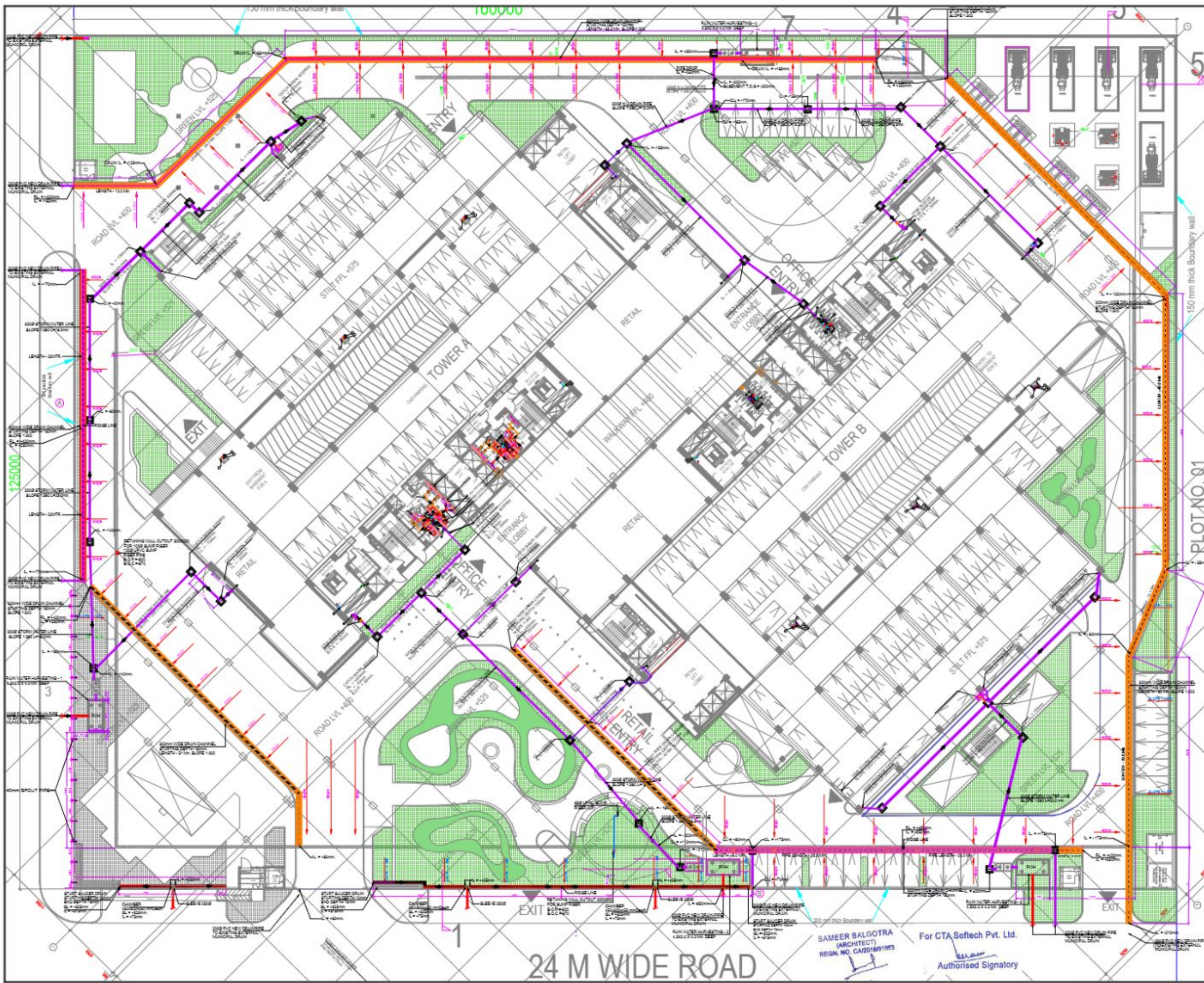


**PROCESS FLOW DIAGRAM  
SEWAGE TREATMENT PLANT- 200 KLD**



|   |   |
|---|---|
| PROJECT :   |   |
| M/S CTA SOFTECH PVT. LTD.<br>AT PLOT NO.2 SECTOR-142,NOIDA (UP) |   |
| SHEET TITLE :   |   |
| SEWERAGE TREATMENT PLANT P & I DIAGRAM                          |   |
| ARCHITECT SIGN  | OWNER SIGN  |
| SAMEER BALGOTRA<br>(ARCHITECT)<br>REGN. NO. CA2018/1195         | For CTA Softech Pvt. Ltd.<br><br>Authorised Signatory |
| SCALE :   | DWG NO.   |
| SHEET SIZE :  | REVISION SUFFIX                                       |
| DEALT :   |   |
| CHKD :  |   |
| DATE :  |   |



- NOTES:**
1. THIS DRAWING IS THE PROPERTY OF SDFPL AND SHALL NOT BE USED OR REPRODUCED IN ANY MANNER WITHOUT THE WRITTEN PERMISSION.
  2. DIMENSIONS ON THE DRAWING ARE TO BE READ, NOT SCALED.
  3. THE EXECUTING AGENCY IS REQUIRED TO CONSULT ALL RELEVANT BUREAUS AND GOVT DEPTTS OR DISCREPANCIES ARE TO BE BROUGHT TO THE NOTICE OF SDFPL BEFORE COMMENCEMENT OF WORK.
  4. ALL DIMENSIONS ARE IN MILLIMETERS UNLESS NOTED OTHERWISE.
  5. REFER TO SHEET S14-133A & FOR STRUCTURE DETAILS.
  6. ALL TOILETS ARE 300x600.
  7. ALL 100/1000 ARE 120MM DIA.

**LEGEND**

|   |
|---|
| 1000 CI HUBLESS SOIL PIPE                                       |
| 1000 CI HUBLESS WASTE PIPE                                      |
| 1000 CI HUBLESS VENT PIPE                                       |
| 100 PVC DRAIN PIPE FOR BALCONY                                  |
| 100 PVC WASTE PIPE FOR AHU                                      |
| 200 PVC RAIN WATER PIPE FOR TERRACE                             |
| 100 PVC DOMESTIC WATER SUPPLY DOWN TAKE FOR UPPER TWO FLOOR     |
| 100 PVC DOMESTIC WATER SUPPLY DOWN TAKE FOR 5TH TO GROUND FLOOR |
| 100 PVC FLUSHING WATER SUPPLY DOWN TAKE                         |
| 100 PVC DOMESTIC WATER SUPPLY RISER                             |
| 100 PVC FLUSHING WATER SUPPLY RISER                             |
| 100 PVC SOFT WATER SUPPLY RISER                                 |
| 100 PVC SHIRT DRAIN PIPE  |
| DWS DOMESTIC WATER SUPPLY                                       |
| FWS FLUSHING WATER SUPPLY                                       |
| FT FLOOR TRAP   |
| FD FLOOR DRAIN  |
| UT URINAL TRAP  |
| BD BALCONY DRAIN  |
| COP CLEAN OUT PLUG  |
| AHU AIR HANDLING UNIT   |
| M VALVE   |
| 1000 CI HUBLESS SOIL PIPE FROM WC                               |
| 1000 CI HUBLESS WASTE PIPE FROM FT                              |

|     |            |          |
|-----|------------|----------|
| NO  | 23-03-2028 | TO SITE  |
| REV | DATE       | ISSUE TO |
|     |            |          |
|     |            |          |
|     |            |          |
|     |            |          |
|     |            |          |
|     |            |          |
|     |            |          |
|     |            |          |
|     |            |          |

PLUMBING & FIREFIGHTING CONSULTANT:  
 ELECTRICAL CONSULTANT:  
 LANDSCAPE CONSULTANT:  
 STRUCTURE CONSULTANT:  
**MELTOR**  
 STRUCTURAL SOLUTIONS  
 ARCHITECT:  
**Star Arc Design Pvt Ltd**  
 C-55/9, Sector-62, Noida-201305, (UP), INDIA.  
 Phone : 0120-4330040, 4356793  
 Fax : 0120-4330040, 3401435

PROJECT:  
 STELLAR 1422  
 PLOT NO-02, SECTOR-142,  
 NOIDA (U.P.)

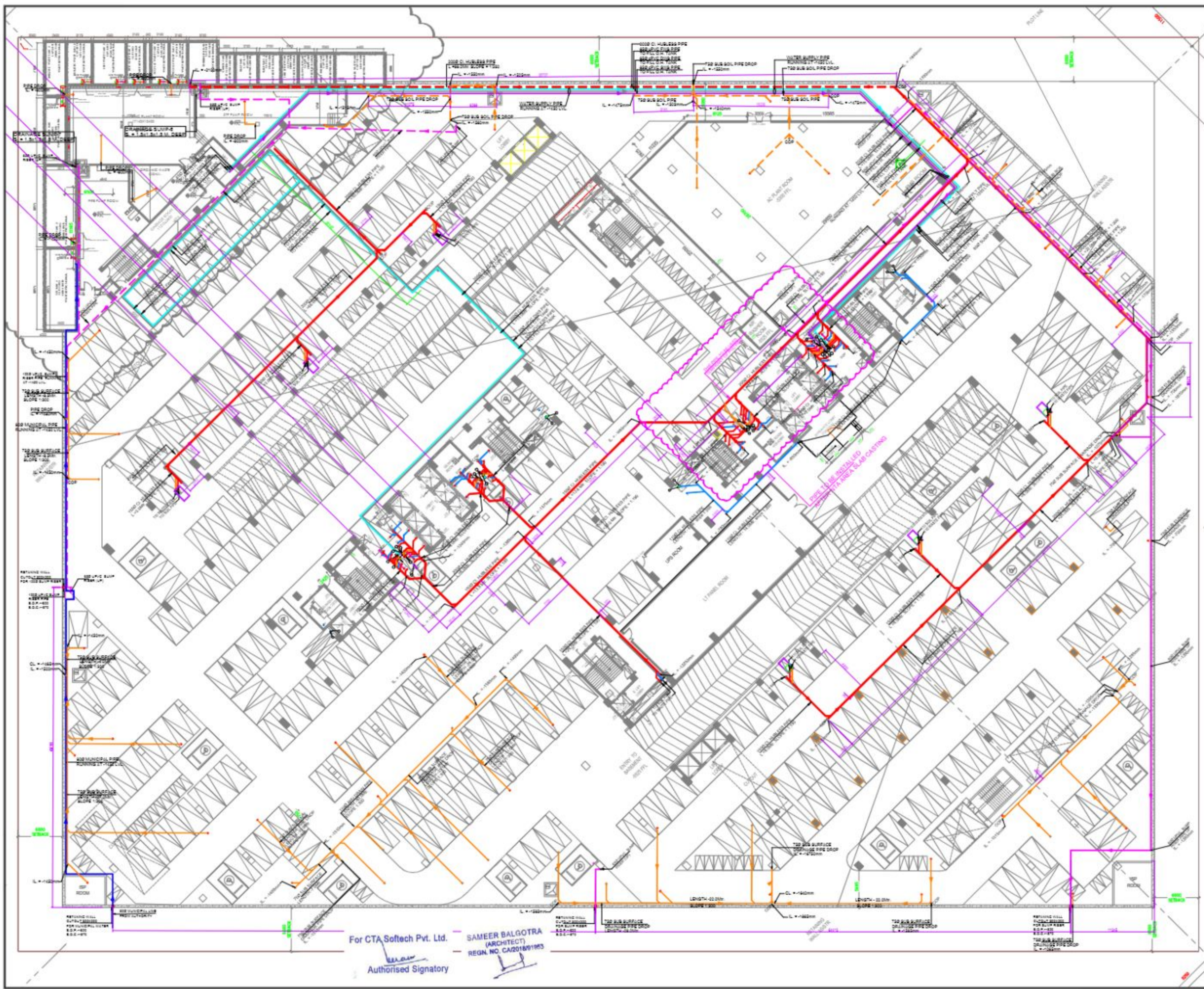
WORKING DRAWING

SHEET TITLE:  
 SITE PLAN  
 DRAINAGE LAYOUT

|         |            |                 |                    |
|---------|------------|-----------------|--------------------|
| SCALE   | 1:250      | DWG NO.         | S1422(SP/DR/PL-01) |
| SIZE    | A1         | REVISION SUFFIX |                    |
| DRAWN   | RAMESH     |                 |                    |
| CHECKED | SARVESH    |                 |                    |
| DATE    | 23-03-2028 |                 |                    |

SAMEER BALGOTRA  
 (ARCHITECT)  
 REGN. NO. CA201801965  
 For CTA Softech Pvt. Ltd.  
 Authorised Signatory

24 M WIDE ROAD



- NOTES:**
1. THIS DRAWING IS THE PROPERTY OF SOFPL AND SHALL NOT BE USED OR REPRODUCED IN ANY MANNER WITHOUT THEIR WRITTEN PERMISSION.
  2. DIMENSIONS ON THE DRAWINGS ARE TO BE READ, NOT SCALED.
  3. THE EXECUTING AGENCY IS REQUIRED TO CORRELATE ALL RELEVANT DRAWINGS AND ANY ERRORS OR DISCREPANCIES ARE TO BE BROUGHT TO THE NOTICE OF SOFPL BEFORE COMMENCEMENT OF WORK.
  4. ALL DIMENSIONS ARE IN MILLIMETERS UNLESS NOTED OTHERWISE.
  5. REFER TO SHEET B&M 1, 2, 3 & 4 FOR STAIRCASE DETAILS.
  6. ALL TOILETS ARE 30MM SINK.
  7. ALL AHU ROOM ARE 150MM SINK.

**LEGEND**

|   |  |
|---|--|
| ①   | 1000 CI HUBLESS SOIL PIPE                                    |
| ②   | 1000 CI HUBLESS WASTE PIPE                                   |
| ③   | 750 CI HUBLESS VENT PIPE                                     |
| ④   | 750 PVC DRAIN PIPE FOR BALCONY                               |
| ⑤   | 750 PVC WASTE PIPE FOR AHU                                   |
| ⑥   | 2000 PVC RAIN WATER PIPE FOR TERRACE                         |
| ⑦   | 6PVC DOMESTIC WATER SUPPLY DOWN TAKE FOR UPPER TWO FLOOR     |
| ⑧   | 6PVC DOMESTIC WATER SUPPLY DOWN TAKE FOR 9TH TO GROUND FLOOR |
| ⑨   | UPVC FLUSHING WATER SUPPLY DOWN TAKE                         |
| ⑩   | 8SD 6PVC DOMESTIC WATER SUPPLY RISER                         |
| ⑪   | 8SD UPVC FLUSHING WATER SUPPLY RISER                         |
| ⑫   | 8SD UPVC SOFT WATER SUPPLY RISER                             |
| ⑬   | 750 PVC SHIRT DRAIN PIPE                                     |
| DWS   | DOMESTIC WATER SUPPLY  |
| FWS   | FLUSHING WATER SUPPLY  |
| FT  | FLOOR TRAP   |
| FD  | FLOOR DRAIN  |
| UT  | URINAL TRAP  |
| BD  | BALCONY DRAIN  |
| COP   | CLEAN OUT PLUG   |
| AHU   | AIR HANDLING UNIT  |
| M   | VALVE  |
| PVC SLEEVE 1000 FOR WC, FT, UT&FD           |  |
| PVC SLEEVE 1000 FOR AHU & BD                |  |
| PVC SLEEVE 750 FOR WASH BASIN & URINAL TRAP |  |
| 1000 CI HUBLESS SOIL PIPE FROM WC           |  |
| 1000 CI HUBLESS WASTE PIPE FROM FT          |  |

|     |            |          |
|-----|------------|----------|
| NO  | 12-03-2028 | TO SITE  |
| REV | DATE       | ISSUE TO |
|     |            |          |
|     |            |          |
|     |            |          |
|     |            |          |
|     |            |          |
|     |            |          |
|     |            |          |
|     |            |          |
|     |            |          |
|     |            |          |

PLUMBING & FIREFIGHTING CONSULTANT:

ELECTRICAL CONSULTANT:

LANDSCAPE CONSULTANT:

STRUCTURE CONSULTANT:

**MELTOR**  
STRUCTURAL SOLUTIONS

ARCHITECT:  
**Star Arc Design Pvt Ltd**  
C-55/9, Sector-62, Noida-201305, (UP), INDIA.  
Phone : 0120-4330040, 4356783  
Fax : 0120-4330040, 3401435

PROJECT:

STELLAR 1422  
PLOT NO-02, SECTOR-142,  
NOIDA (U.P.)

WORKING DRAWING

SHEET TITLE:

BASEMENT DRAINAGE  
CEILING PLAN

|       |            |                 |                   |
|-------|------------|-----------------|-------------------|
| SCALE | 1:225      | DWG NO.         | S1422/BD/CP/PL-01 |
| SIZE  | A1         | DEALT           | RAMESH            |
| CHKD  | SARVESH    | REVISION SUFFIX |                   |
| DATE  | 12-03-2028 | NO              |                   |