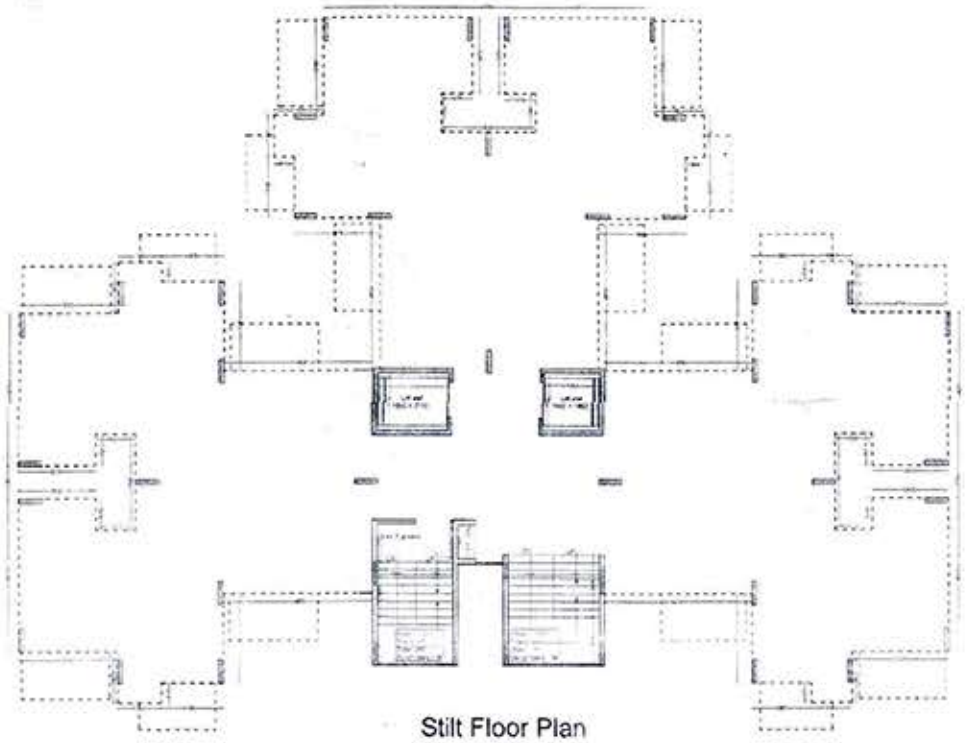

Stilt Floor Plan

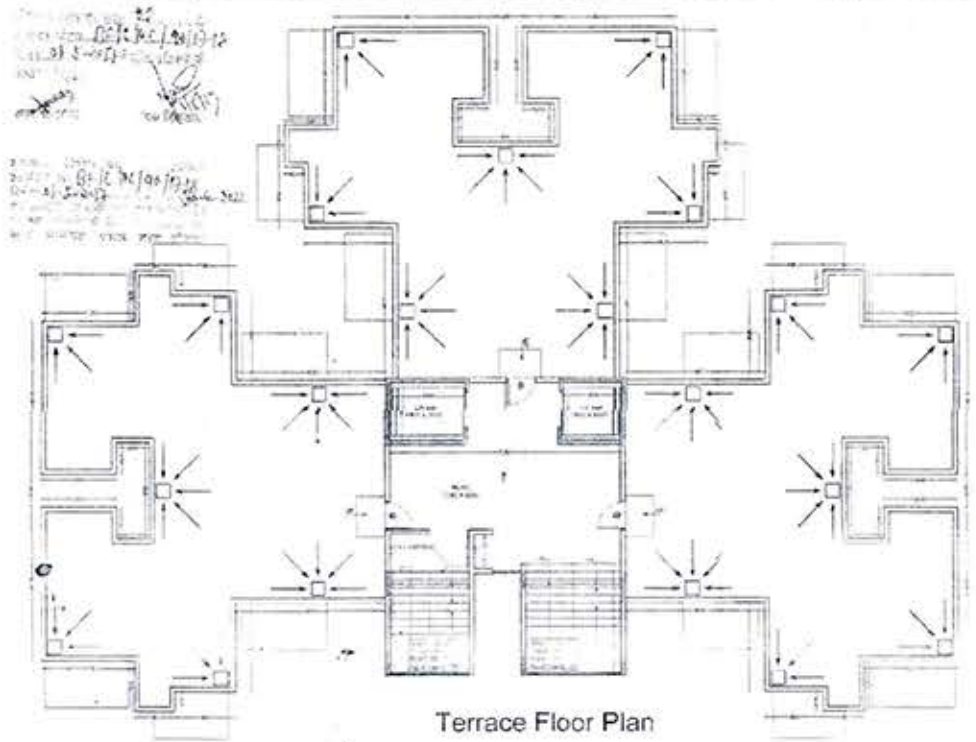

Terrace Floor Plan

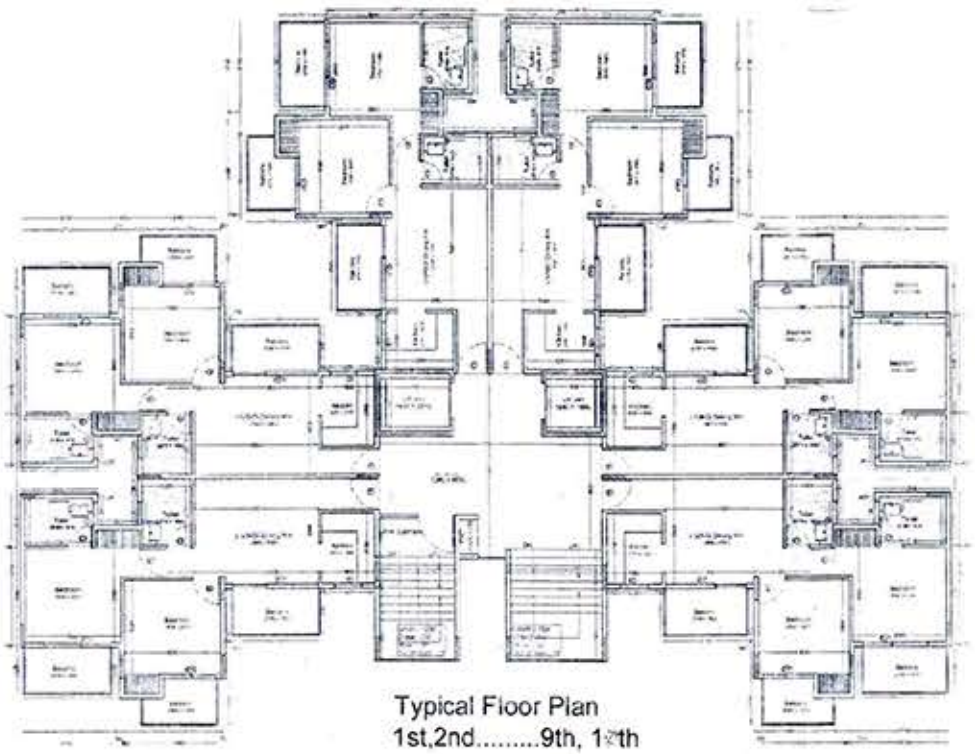

Typical Floor Plan
1st,2nd.....9th, 10th

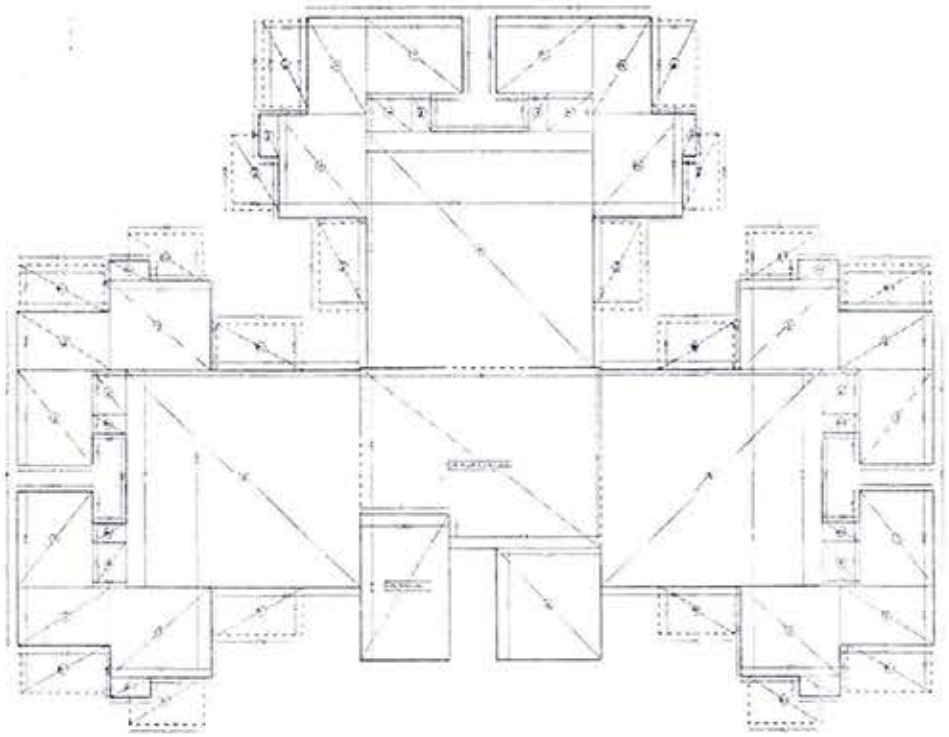

SCHEDULE DOOR & WINDOW

TYPE	WIDTH	CILL	LINTEL	REMARKS
DW1	2700	900	2000	DOOR/WINDOW
DW2	1100	900	2850	DOOR/WINDOW
DW3	2500	900	2850	DOOR/WINDOW
D1	1000	0.00	2150	DOOR
D2	900	0.00	2150	DOOR
D3	750	0.00	2150	DOOR
D4	1500	0.00	2550	DOOR
W1	900	900	2550	WINDOW
W2	1800	900	2550	WINDOW
V1	750	1500	2550	VENTILATOR

AREA CALCULATION FOR Block B1

FAR Areas (A)

Dim	No.	A	B	Area(Sqm)
1	6	2.43	3.05	44.47
2	5	3.1	1.80	34.60
3	8	4.7	4.875	91.80
4	5	1.22	1.435	10.50
5	5	11.01	1.638	180.25
6	1	3.2	3.51	11.40
		TOTAL		366.84

NON FAR Areas

Balconies (B)

Dim	No.	A	B	Area(Sqm)
BL1	3	2.10	1.5	24.71
BL2	3	2.4	1.5	21.42
BL3	3	2.180	1.5	20.00
		TOTAL		66.13

Wardrobe (C)

Dim	No.	A	B	Area(Sqm)
WD1	3	1.10	0.6	4.84
WD2	3	1.20	0.6	21.51
		TOTAL		26.34

Fire Staircase (D)

Dim	No.	A	B	Area(Sqm)
1	1	4.51	2.5	11.02
		TOTAL		11.02

Lift & Lift Lobby (E)

Dim	No.	A	B	Area(Sqm)
1	1	7.50	5.50	41.31
		TOTAL		41.31

Total Ground Coverage	A+B+C+D+E	475.66 Sqm
Total FAR	A X 12	3708.09 Sqm

CLIENT'S SIGN.

ARCHITECT'S SIGN.

PROJECT TITLE
Akash Residency Affordable Group Housing
Near 33 BTN PAC Moradabad

CLIENT
Shri Inderjeet Singh Chadha
455, Civil Lines Moradabad

DRAWING TITLE
Block B1
Floor Plan

SCALE 1: 100

DATE

DRAWING NO
CBGH/SUB/SL-07