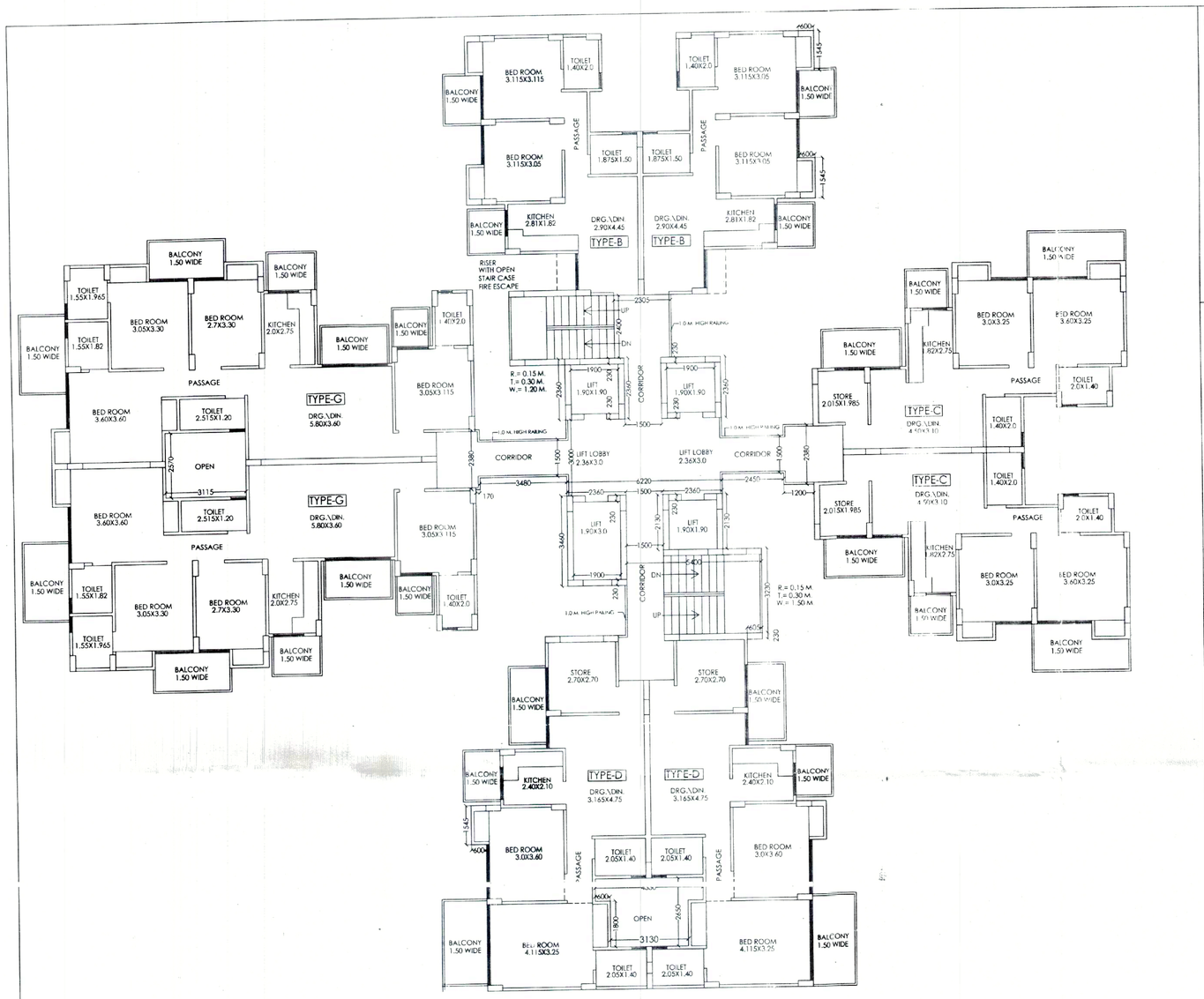

F.A.R. AREA:-

COVERED AREA DETAIL ON GROUND FLOOR :-

(CIRCULATION AREA AT ONE FLOOR):-

= **54.305 SQ.M.**

COVERED AREA DETAIL AT ONE FLOOR:-

=(TYPE-BX2)+(TYPE-CX2)+(TYPE-DX2)+(TYPE-GX2)

+(CIRCULATION AREA AT ONE FLOOR):-

=(49.555X2)+(61.306)+(71.566X2)

+(96.955X2)+(54.305)

=(99.11)+(143.132)+(122.612)+(193.91)+(54.305)

= **613.069 SQ.M.**

GROUND COVERAGE FOR ONE BLOCK :-

=(TYPE-BX2)+(TYPE-CX2)+(TYPE-DX2)+(TYPE-GX2)

+(CIRCULATION AREA AT ONE FLOOR)

+(LIFTWELL AREA)+(LIFT LOBBY)+FIRESCAPE STAIR

+CUP BOARD [(BX2)+(CX2)+(DX2)+(GX2)]:-

=(49.555X2)+(61.306X2)+(71.566X2)+(96.955X2)

+(54.305)+(16.53)+(14.16)+(11.094)+ [(1.854X2)

+(1.854X2)+(2.007X2) +(2.781X2)]:-

=(99.11)+(122.612)+(143.132)+(193.91)+(54.305)

+(16.53)+(14.16)+(11.094)+ (16.992)

= **671.845 SQ.M.**

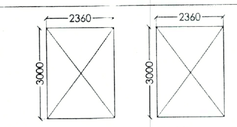

LIFT WELL (SCALE:- 1:100)

DETAIL OF LIFT WELL:-

= (2.36 X 3.0)+(2.36X3.0) = **14.16 SQ.M.**

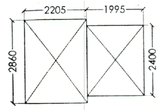

FIRE STAIRCASE (SCALE:- 1:100)

AREA DETAIL OF FIRESCAPE STAIRCASE:-

= (2.205 X2.86)+(1.995X2.40) = **11.094 SQ.M.**

15% EXTRA F.A.R AREA CALCULATION FOR BLOCK B:-

AREA DETAIL OF FIRESCAPE STAIRCASE:-

= (2.205 X2.86)+(1.995X2.40) = **11.094 SQ.M.**

AREA DETAIL OF MUMTY :-

= (3.46 X 5.40) + (6.505 X 2.86) = **37.288 SQ.M.**

AREA DETAIL OF MACHINE ROOM:-

= (6.22 X 7.72)+(2.36X1.10) = **50.614 SQ.M.**

AREA DETAIL OF WATER TANK:-

= (6.03 X 3.945) = **23.788 SQ.M.**

CUPBOARD AREA DETAIL FOR ONE UNIT TYPE-B

(1.545X0.6X2) = 1.854 SQ.M.

CUPBOARD AREA DETAIL FOR ONE UNIT TYPE-C

(1.545X0.6X2) = 1.854 SQ.M.

CUPBOARD AREA DETAIL FOR ONE UNIT TYPE-D

(1.545X0.60)+(1.80X0.60) = 2.007 SQ.M.

CUPBOARD AREA DETAIL FOR ONE UNIT TYPE-G

(0.60X1.545X3) = 2.781 SQ.M.

DETAIL OF LIFT WELL AREA:-

(1.90 X 1.90X3) + (1.90X3.0) = **16.53 SQ.M.**

DETAIL OF LIFT LOBBY AREA:-

= (2.36 X 3.0)+(2.36X3.0) = **14.16 SQ.M.**

15% EXTRA FAR AREA DETAIL ON GROUND FLOOR :-

= FIRESCAPE STAIR + LIFT WELL + LIFT LOBBY:-

=11.094 +16.53 +14.16 = **41.784 SQ.M.**

15% EXTRA FAR AREA DETAIL ON ONE FLOOR (1ST TO 20TH) :-

= FIRESCAPE STAIR + CUP BOARD [(BX2)+(DX2)

+(EX2)+(GX2)]+LIFT LOBBY:-

=11.094+[(1.854X2)+(2.007X2)+(2.781X2)+(2.781X2)] +14.16

= **44.10 SQ.M.**

15% EXTRA FAR AREA DETAIL ON ALL FLOOR OF BLOCK-B :-

= GROUND FLOOR +1ST FLOOR TO 20TH FLOOR + MUMTY

+MACHINE ROOM + WATER TANK

= 41.784+(44.10X20)+37.288+50.614+23.788

= **1035.474 SQ.M.**

SCHEDULE OF DOOR & WINDOWS

S.NO.	TYPE	SIZE	CILL. LVL.	LTL. LVL.
1	D	0.100 X 2.10	-	2.10 M.
2	D-1	0.90 X 2.10	-	2.10
3	DW-1	1.680 X 2.50	-	2.50
4	DW-2	1.250 X 2.50	-	2.50
5	W	0.90 X 1.450	1.050	2.50
6	W-1	0.45 X 1.450	1.050	2.50

SIGNING AUTHORITY

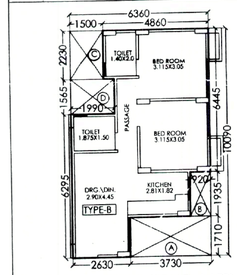

UNIT PLAN TYPE-B (SCALE:- 1:150)

COVERED AREA DETAIL OF ONE UNIT **TYPE-B**

=(10.09X6.36)-[(A)+(B)+(C)+(D)]

=(64.172) - A(1.71X3.73)+B(1.935X0.92)

+C(2.23X1.5)+D(1.565X1.99)

=(64.172) - A(6.378)+B(1.78)+C(3.345)+D(3.114)

=(64.172) - (14.617) = **49.555 SQ.M.**

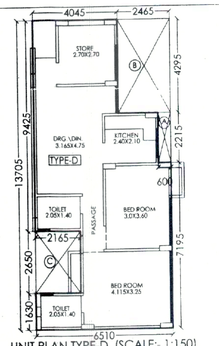

UNIT PLAN TYPE-D (SCALE:- 1:150)

COVERED AREA DETAIL OF ONE UNIT **TYPE-D**

=(13.705X6.51)-[(A)+(B)+(C)]

=(89.219) - A(2.215X0.6)+B(4.295X2.465)+C(2.65X2.165)

=(89.219) - A(1.329)+B(10.587)+C(5.737)

=(89.219) - (17.653) = **71.566 SQ.M.**

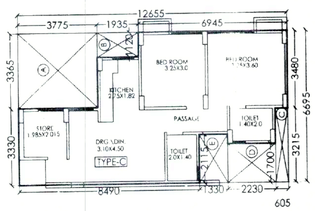

UNIT PLAN TYPE-C (SCALE:- 1:150)

COVERED AREA DETAIL OF ONE UNIT **TYPE-C**

=(12.655X6.695)-[(A)+(B)+(C)+(D)+(E)]

=(84.725) - A(3.775X3.365)+B(1.935X1.12)+C(0.605X3.215)

+D(2.23X1.7)+E(1.33X2.115)

=(84.725) - A(12.703)+B(2.167)+C(1.945)+D(3.791)+E(2.813)

=(84.725) - (23.419) = **61.306 SQ.M.**

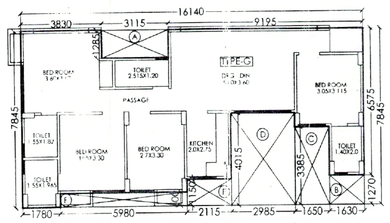

UNIT PLAN TYPE-G (SCALE:- 1:150)

COVERED AREA DETAIL OF ONE UNIT **TYPE-G**

=(16.14X7.845)-[(A)+(B)+(C)+(D)+(E)+(F)]

=(126.618) - A(3.115X1.285)+B(1.65X1.27)+C(1.65X3.385)

+D(2.985X4.015)+E(2.115X1.15)+F(5.98X0.6)

=(126.618) - A(4.003)+B(2.07)+C(5.585)

+D(11.985)+E(2.432)+F(3.588)

=(126.618) - (29.663) = **96.955 SQ.M.**

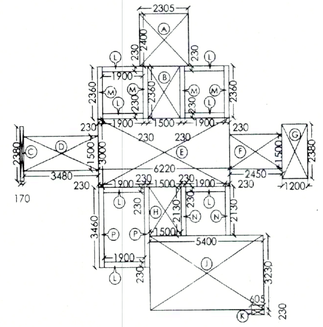

CIRCULATION AREA AT ONE FLOOR (SCALE:- 1:100)

COVERED AREA OF CIRCULATION AT ONE FLOOR:-

=(A)+(B)+(C)+(D)+(E)+(F)+(G)+(H)+(J)+(K)+(LX7)+(MX4)

+(NX2)+(PX2)-(LIFT LOBBY):-

=A(2.305X2.40)+B(1.50X2.36)+C(0.17X2.38)+D(3.48X1.50)

+E(6.22X3.0)+F(2.45X1.50)+G(1.20X2.38)+H(1.50X2.13)

+J(5.40X3.23)+K(0.605X0.23) +L(1.90X0.23X7)

+M(0.23X2.36X4)+N(0.23X2.13X2)+P(0.23X3.46X2)

-(14.16):-

=A(5.532)+B(3.54)+C(0.405)+D(5.22)+E(18.66)

+F(3.675)+G(2.856) +H(3.195)+J(17.442)+K(0.139)

+L(3.059)+M(2.171)+N(.979)+P(1.592) - (14.16):-

= 68.465 - 14.16 = **54.305 SQ.M.**

ARCHITECT'S SIGN

M. N. ANDLEY
B.ARCH. F.I.I.A. F.I.V.
ARCHITECT CA/75/1847

SUBMISSION DRAWING

PROJECT:-

GROUP HOUSING FOR
M\S **ANTRIKSH ENGINEERS PVT. LTD**
PLOT NO.GH-15A,SECTOR-1
AT GREATER NOIDA. (U.P.)

DRG. TITLE -

TYPICAL FLOOR PLAN (BLOCK-H)

SCALE:-1:100	DRG. NO.:18
DLT.BY.:-	DATE:-27/05/2011

ARCHITECTS:-

M. N. ANDLEY B.ARCH. F.I.I.A. F.I.V.

ANDLEYS ASSOCIATES PVT. LTD.

ARCHITECTS ENGINEERS PLANNERS

39 HOUSING SOCIETY N.D.S.E.-I NEW DELHI - 110049