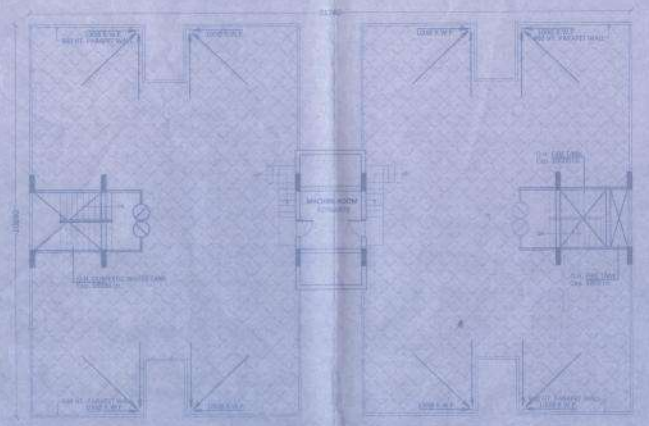

TERRACE FLOOR PLAN

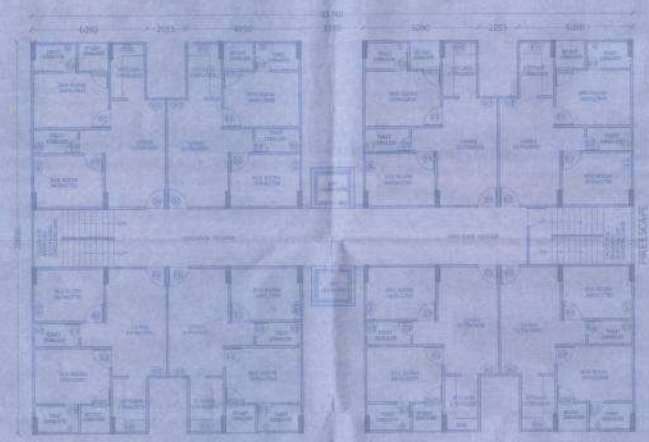

TYPICAL FLOOR PLAN

GROUND FLOOR PLAN

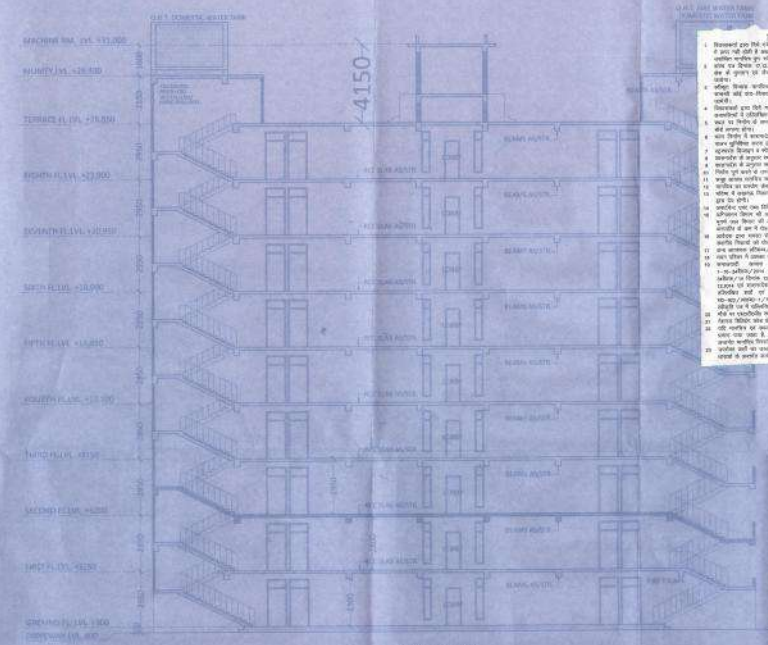

SECTION AT A-A

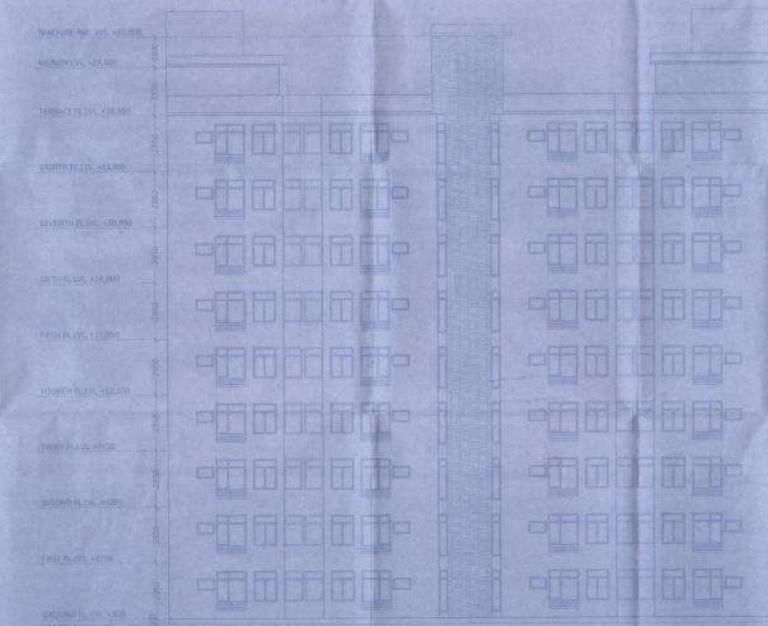

FRONT ELEVATION

SHEET No.- 4/8

PROJECT

PROPOSED AFFORDABLE GROUP HOUSING

"THE WOODS NAUBASTA"

UNDER THE SAMAJWADI AWAS YOJNA.

AT

KH./PLOT No.- 587 (PART)

VILLAGE- NAUBASTA KALA,

PARGANA & TEHSIL - LUCKNOW

DISTT.- LUCKNOW, UTTAR PRADESH

LEGEND FOR FIRE SAFETY

EP	ELECTRICAL DRIVEN PUMP 2850 LMP
DP	ELECTRICAL DRIVEN PUMP 2850 LMP
JP	JOCKY PUMP 180 LMP
	HARD HYDRANT WITH HOSE CABINET
BFV	BUTTER FLY VALVE
NRV	NON RETURN VALVE
	HOSE REEL 20 MM Ø 30 MT. LONG
	HOSE CABINET BOX EACH R.R., HOSE PIPE 15 M MT. LONG
	BRANCH PIPE
	FIRE SERVICE INLET CONNECTION
AFV	AIR RELEASE VALVE
SP	SPRINKLER IN BASEMENT
MCP	MCP
	ELECTRONIC HOOTER
	SIREN
	CO2 TYPE FIRE EXTINGUISHER
	ABC TYPE FIRE EXTINGUISHER
FB	FIRE BUCKET
U.G.TANK	UNDER GROUND WATER TANK FOR FIRE PURPOSE CAPACITY - 100000 LITER
T.TANK	TERRACE TANK FOR FIRE PURPOSE CAPACITY - 10000 LITER ON BACK TOWER
	SMOKE EXTRACTION SYSTEM IN BASEMENT

DOOR WINDOW SCHEDULE

S.No.	NAME	TYPE	WIDTH	HEIGHT	SILL	LINTEL LVL	ITEM
1	DW1		1050	2500	100	+2500	DOOR WINDOW
2	D1		1000	2500	100	+2100	DOOR
3	D2		1000	2100	+00	+2100	DOOR
4	D3		750	2100	100	+2100	DOOR
5	W1		1200	1100	+900	+2300	WINDOW
6	W2		900	1100	+900	+2300	WINDOW
7	V1		600	600	+1500	+2100	VENTILATOR
8	V2		750	600	+1500	+2100	VENTILATOR
9	KW		1100	1400	+900	+2500	KITCHEN WINDOW

ALL DIMENSIONS IN MILLIMETERS UNLESS OTHERWISE INDICATED. ALL DIMENSIONS TO BE VERIFIED ON SITE BEFORE ANY WORK BY ARCHITECT

SUBMISSION DRAWING

SCALE	DATE
1:100	OCT.- 2016

DWG. TITLE: BLOCK - A,B,D & E

DWG. No.: 4/8

DRAWN BY: SANDEEP

NORTH

OWNER SIGNATURE | ARCHITECT SIGNATURE

ARCHITECT:

PRINT DRAFTER:
VASTULIPI
ARCHITECTS & INTERIOR DESIGNERS
VASTU SHASTRA CONSULTANTS
5/123, VIKAS KHAND, GOMTI NAGAR, LUCKNOW
PH. NO.- 9415001131, 9335379989
email :- vastulipi@gmail.com
website :- www.vastulipi.com