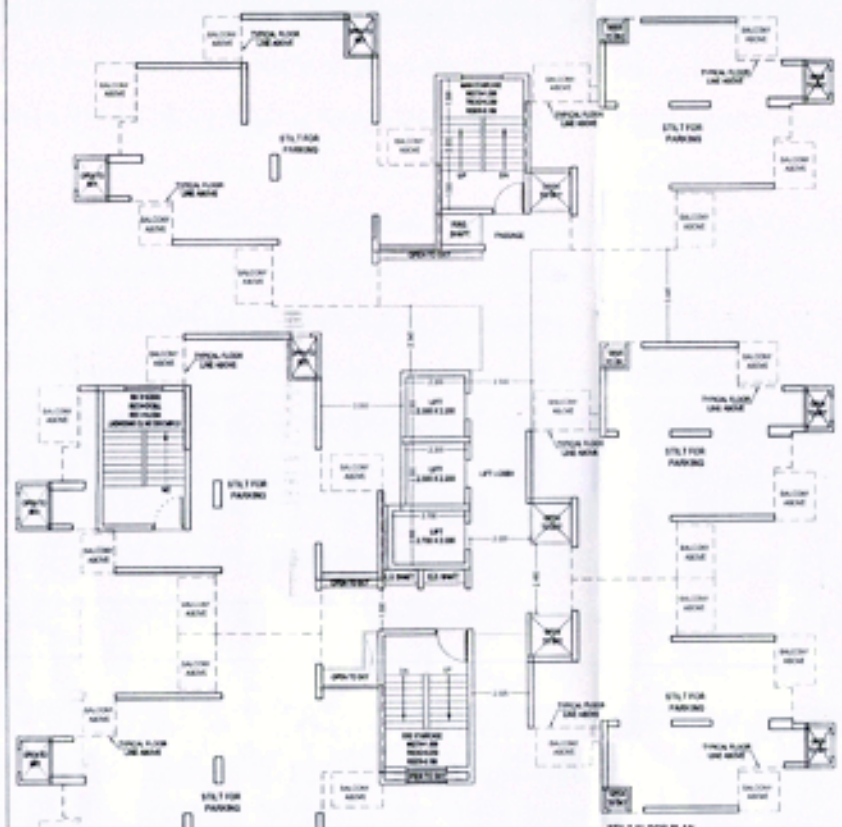

STILT FLOOR PLAN

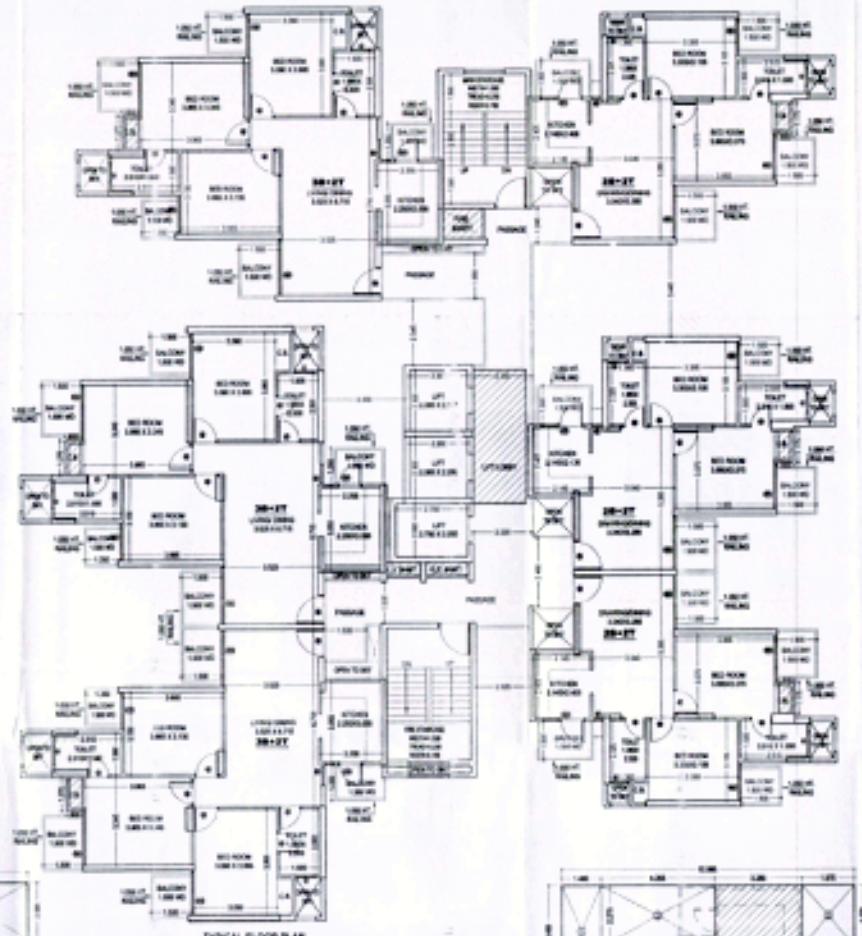

TYPICAL FLOOR PLAN

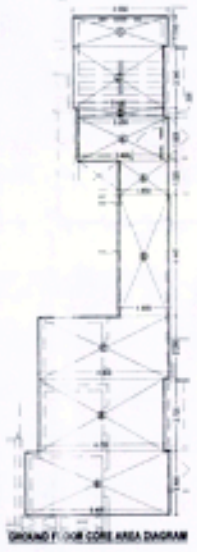

GROUND FLOOR CORE AREA DIAGRAM

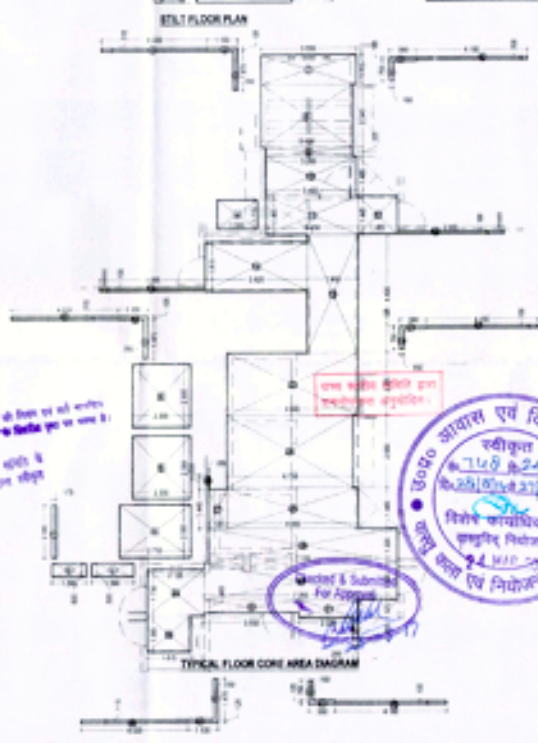

TYPICAL FLOOR CORE AREA DIAGRAM

FIRE STAIRCASE AREA DIAGRAM

FIRE L.V. & ELE SHAFT AREA DIAGRAM

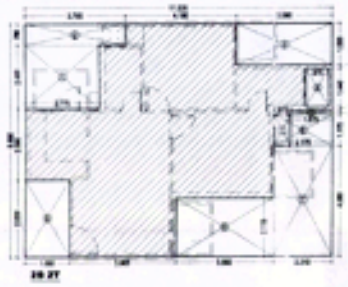

2B+2T

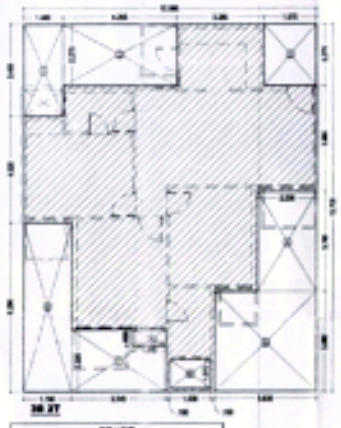

3B+2T

TYPICAL CORE AREA CALCULATION					
TYPICAL CORE AREA = TOTAL TY. CORE AREA - (A-UNIO-LIFT LOBBY)					
= 505.73 - (2.0 X 2.75) - (2.0 X 2.25) - (1.0 X 1.0)					
= 76.93 SQMT					
S.NO	LENGTH		WIDTH		AREA (SQ.MT.)
1	4.000	x	0.115	=	0.460
2	1.130	x	0.125	=	0.141
3	0.130	x	1.470	=	0.191
4	0.130	x	0.755	=	0.113
5	0.990	x	0.125	=	0.124
6	4.180	x	0.180	=	0.752
7	3.740	x	1.015	=	3.796
8	3.405	x	2.365	=	7.979
9	3.250	x	0.325	=	1.056
10	3.400	x	1.605	=	5.456
11	3.400	x	1.460	=	4.964
12	1.480	x	1.445	=	2.138
13	0.940	x	0.990	=	0.931
14	3.625	x	1.815	=	6.582
15	1.760	x	4.650	=	8.184
16	0.940	x	0.990	=	0.931
17	4.000	x	0.115	=	0.460
18	1.130	x	0.125	=	0.141
19	0.130	x	1.470	=	0.191
20	0.130	x	0.755	=	0.113
21	0.990	x	0.125	=	0.124
22	4.180	x	0.180	=	0.418
23	4.900	x	2.280	=	11.172
24	6.700	x	1.880	=	12.596
25	4.900	x	1.485	=	7.277
26	0.890	x	0.125	=	0.027
27	0.725	x	1.445	=	1.048
28	7.325	x	1.880	=	9.207
29	0.175	x	1.880	=	0.330
30	7.200	x	1.880	=	10.084
31	2.225	x	0.670	=	1.491
32	0.200	x	0.815	=	0.163
33	3.550	x	0.465	=	1.651
34	2.125	x	1.730	=	3.676
35	1.925	x	1.825	=	3.511
36	0.130	x	0.755	=	0.113
37	0.990	x	0.125	=	0.124
38	4.180	x	0.180	=	0.418
39	4.600	x	0.115	=	0.460
40	1.130	x	0.125	=	0.141
41	0.130	x	1.470	=	0.191
TOTAL AREA				=	106.853
DEDUCTIONS					
S.NO	LENGTH		WIDTH		AREA (SQ.MT.)
a	1.300	x	1.110	=	1.443
b	1.200	x	0.600	=	0.648
c	1.300	x	0.600	=	0.780
TOTAL AREA				=	2.871
NET TYPICAL CORE AREA					
TOTAL AREA - TOTAL DEDUCTION				=	103.982

FIRE STAIRCASE AREA CALCULATION					
S.NO	LENGTH		WIDTH		AREA (SQ.MT.)
1	3.750	x	1.085	=	7.488
2	5.480	x	2.080	=	11.398
3	3.750	x	0.485	=	1.818
TOTAL AREA				=	20.704
DEDUCTIONS					
S.NO	LENGTH		WIDTH		AREA (SQ.MT.)
1	1.750	x	0.800	=	0.210
TOTAL AREA				=	0.210
NET FIRE STAIRCASE AREA					
TOTAL AREA - TOTAL DEDUCTION				=	20.494

FIRE L.V. & ELE. SHAFT AREA CALCULATION					
S.NO	LENGTH		WIDTH		AREA (SQ.MT.)
1	1.300	x	1.110	=	1.443
2	1.300	x	0.600	=	0.780
3	1.200	x	0.600	=	0.648
TOTAL AREA				=	2.871

2B+2T					
UNIT AREA = (11.125 x 5.080) = 56.519 - (0.717 Void Area) = 55.802 SQ.MT.					
S.NO	WIDTH		LENGTH		LESS AREA (SQ.MT.)
1	2.775	x	2.400	=	6.660
2	3.705	x	0.780	=	2.907
3	3.100	x	1.510	=	4.681
4	0.875	x	1.080	=	1.890
5	1.575	x	0.540	=	0.851
6	2.175	x	2.175	=	4.731
7	2.230	x	4.080	=	9.098
8	3.660	x	2.115	=	7.741
9	1.640	x	2.800	=	4.592
TOTAL AREA				=	42.151
C.B. AREA CALCULATION (Not include in F.A.R)					
a	0.600	x	1.175	=	0.705
TOTAL				=	0.705

3B+2T					
UNIT AREA = (10.995 x 15.775) = 173.486 - (2.925 Void Area) = 87.562 SQ.MT.					
S.NO	WIDTH		LENGTH		LESS AREA (SQ.MT.)
1	1.480	x	3.405	=	5.036
2	4.215	x	2.275	=	9.703
3	1.970	x	2.275	=	4.482
4	2.230	x	3.765	=	8.396
5	1.830	x	3.980	=	14.334
6	1.530	x	1.075	=	1.645
7	1.545	x	2.930	=	4.524
8	1.790	x	6.280	=	11.241
TOTAL AREA					59.361
C.B. AREA CALCULATION (Not include in F.A.R)					
a	1.170	x	0.600	=	0.702
TOTAL					0.702

EXTRA STILT AREA CALCULATION					
TOTAL PHY.	-	CORE AREA (a)	-		505.730
TOTAL CB	-	NO AREA (b)	-		44.790
LEA	-	(a) 25% SQ			
BALANCE	-	(AREA (c))			35.792
EXTRA STILT AREA (= a - (b+c))				=	35.792

TOTAL STILT AREA					
TOTAL STILT AREA =					
(SQ.FT.)	=	(SQ.MT. x 10.764) STILT AREA			
(IN SQ.KM)	=	(X1 = (87.562 x 10.764) X1 = 38.429 = 385.150 SQ.MT.			

PROJECT TITLE :

REVISED & PURCHASABLE GROUP HOUSING PLAN FOR M/S PRATEEK REALTORS INDIA PVT. LTD AT PLOT NO 4 / B.S. -01 & B.S -01 SIDDARTH VIHAR NH-24 GHAZIABAD

DRAWING TITLE:-

STILT FLOOR PLAN, TYPICAL FLOOR PLAN & AREA CHART TOWER - P9 (S+28) (GRAND PAEONIA)

S-58

DRG NO

SCALE 1:100

DATE 20160616

DEEPAK MEHTA & ASSOCIATES

ARCHITECTS, PLANNERS, VALUERS, LANDSCAPE & INTERIORS

PLOT NO. 15 ABHISHEK PLAZA I.S.C. NAFLIF VIHAR PH II DELHI 110051 INDIA PH: 011-65127010, 011-22171180

Email - deepakmehta1950@gmail.com

Applicant Prateek Name

Sign

Flat No. 15 Abhishek Plaza I.S.C.

Nafaf Vihar Ph-II, Delhi-51

ARCHITECT'S SIGN

For Prateek Realtors India Pvt. Ltd.

Authorised Signatory

OWNER'S SIGN

TOWER - P9 (GRAND PAEONIA) S-58

STILT FLOOR PLAN, TYPICAL FLOOR PLAN & AREA CHART

DOORS & WINDOWS SCHEDULE

	TYPE	SIZE	S.LVL	L.LVL
1	D1	0.750x2.100	±0.0	2.100
2	D2	0.900x2.100	±0.0	2.100
3	D3	1.000x2.100	±0.0	2.100
4	DW1	1.200x1.450	±0.00+450	2.450
5	DW2	1.500x1.450	±0.00+450	2.450
6	DW3	1.800x1.450	±0.00+450	2.450
7	DW4	2.000x1.450	±0.00+450	2.450
8	DW5	2.500x1.450	±0.00+450	2.450
9	W1	0.450x1.450	+1.350	2.450
10	W2	0.600x1.450	+1.350	2.450
11	W3	1.150x1.450	+1.350	2.450
12	W4	1.500x0.900	+1.450	2.450
13	W5	1.200x0.900	+1.450	2.450
14	W6	1.175x0.900	+1.450	2.450
15	W7	2.000x0.900	+1.450	2.450
16	V	0.600x1.100	+1.350	2.450

STAIRCASE ON TO BASEMENT AREA DIAGRAM

STAIRCASE ON TO BASEMENT AREA CALCULATION					
S.NO	LENGTH		WIDTH		AREA (SQ.MT.)
1	3.400	x	5.400	=	18.752
TOTAL AREA				=	18.752

LIFT LOBBY AREA DIAGRAM

LIFT LOBBY AREA CALCULATION					
S.NO	LENGTH		WIDTH		AREA (SQ.MT.)
1	2.300	x	3.200	=	10.000
TOTAL AREA				=	10.000