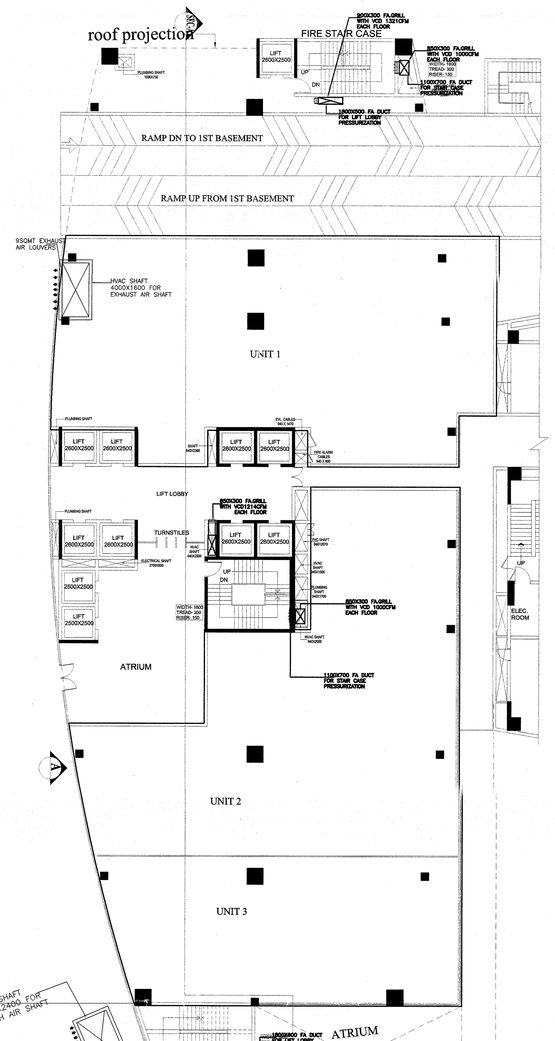

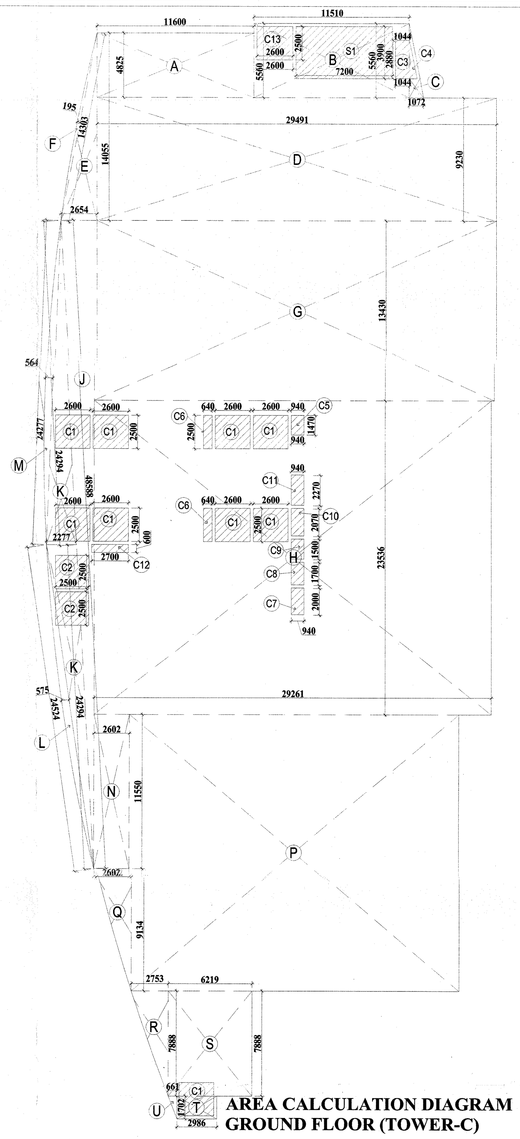

AREA CALCULATION DIAGRAM
GROUND FLOOR (TOWER-C)

AREA CALCULATION FOR GROUND FLOOR (TOWER-C)				
S.NO.	LENGTH	WIDTH	NOS.	AREA(SQ.M.)
A	11.600	4.825	1	55.97
B	11.510	5.560	1	63.99
C	1X1.072	5.560	1	2.98
D	29.491	9.230	1	272.20
E	1X2.654	14.055	1	18.65
F	2/3X0.195	14.303	1	1.86
TOTAL AREA (1) =				415.65
TOTAL NON FAR AREA = 1 - (S1+C13+C3+C4) =415.65 - 38.38 =377.27				
G	29.491	13.430	1	396.06
H	29.261	23.536	1	688.69
J	1X2.654	48.516	1	64.38
K	1X2.277	24.294	2	55.32
L	2/3X0.575	24.524	1	9.39
M	2/3X0.564	24.277	1	9.12
N	2.602	11.550	1	30.05
P	24.234	20.684	1	501.26
Q	1X2.602	9.134	1	11.88
R	1X2.753	7.888	1	10.86
S	6.219	7.888	1	49.05
T	2.986	1.702	1	5.08
U	1X0.661	1.702	1	0.56
TOTAL AREA (2) =				1831.70
SERVICE AREA				
C1	2.600	2.500	10	58.50
C2	2.500	2.500	2	12.50
C3	1.044	2.880	1	3.00
C4	1X0.557	2.880	1	0.80
C5	0.940	1.470	1	1.38
C6	0.640	2.500	2	3.20
C7	0.940	2.000	1	1.88
C8	0.940	1.700	1	1.60
C9	0.940	1.500	1	1.41
C10	0.940	2.070	1	1.94
C11	0.940	2.270	1	2.13
C12	2.70	0.600	1	1.62
C13	2.60	2.50	1	6.50
S1	7.20	3.900	1	28.08
TOTAL CUTOUT AREA (3)				131.04
TOTAL F.A.R. AREA = (2-3)+C3+C4+S1= (1831.70 - 131.04) +38.38 = 1700.66 + 38.38 = 1739.04 SQMT				

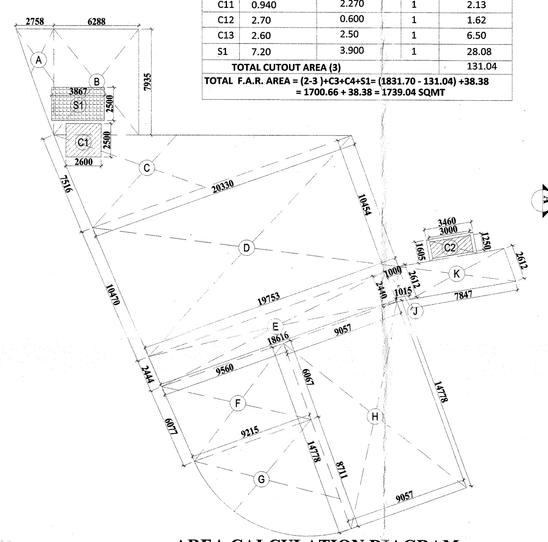

AREA CALCULATION DIAGRAM
FIRST FLOOR (TOWER-D)

AREA CALCULATION FOR FIRST FLOOR (TOWER-D)				
S.NO.	LENGTH	WIDTH	NOS.	AREA(SQ.M.)
A	1X7.935	2.758	1	10.94
B	6.288	7.935	1	49.89
C	1X20.330	7.516	1	76.40
D	20.330+19.753 / 2	10.470 + 10.454 / 2	1	209.67
E	18.753+18.616 / 2	2.440	1	45.59
F	9.560+9.215 / 2	6.067	1	56.95
G	3.14/4X9.215	8.711	1	63.01
H	9.057	14.778	1	133.84
J	1.000+1.015 / 2	2.440+2.612 / 2	1	2.54
K	7.847	2.612	1	20.50
L	3.460	1.605	1	5.55
TOTAL FLOOR AREA (1) =				674.88
CUTOUT AREA				
C1	2.600	2.500	1	6.50
C2	3.00	1.250	1	3.75
S1	3.867	2.500	1	9.67
TOTAL FAR AREA (1) - C1+C2+S1 = 654.96 SQMT				

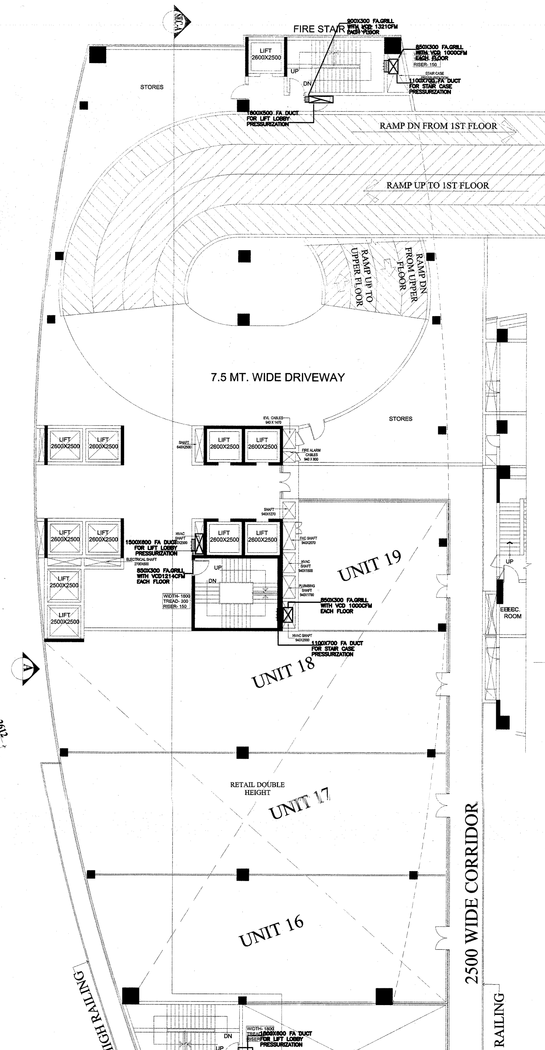

AREA CALCULATION FOR FIRST FLOOR (TOWER-C)				
S.NO.	LENGTH	WIDTH	NOS.	AREA(SQ.M.)
A	11.600	4.825	1	55.97
B	11.510	5.560	1	63.99
C	1X1.072	5.560	1	2.98
D	29.491	26.500	1	781.50
E	15.670	12.420	1	194.62
F	1X3.115	44.588	1	69.44
G	2/3X1.921	44.697	1	57.847
TOTAL AREA (1) =				1226.347
H	13.821	12.420	1	171.66
J	1.655	5.339	1	8.84
K	2.528	0.843	1	2.13
L	25.308	27.730	1	701.79
M	1X5.643	26.887	1	75.86
N	2/3X0.722	27.478	1	13.21
P	16.262	0.23	1	3.74
Q	2.730	7.705	1	21.03
TOTAL F.A.R AREA ON FLOOR =				998.26
CUTOUT AREA				
C1	2.600	2.500	9	58.50
C2	2.500	2.500	2	12.50
C3	1.044	2.880	1	3.00
C4	1X0.557	2.880	1	0.80
C5	0.940	1.470	1	1.38
C6	0.640	2.500	2	3.20
C7	0.940	2.000	1	1.88
C8	0.940	1.700	1	1.60
C9	0.940	1.500	1	1.41
C10	0.940	2.070	1	1.94
C11	0.940	2.270	1	2.13
C12	2.70	0.600	1	1.62
TOTAL CUTOUT AREA (2)				89.96
TOTAL NON F.A.R. AREA = (1-2) = 1226.347- 89.96 = 1136.387 SQMT				

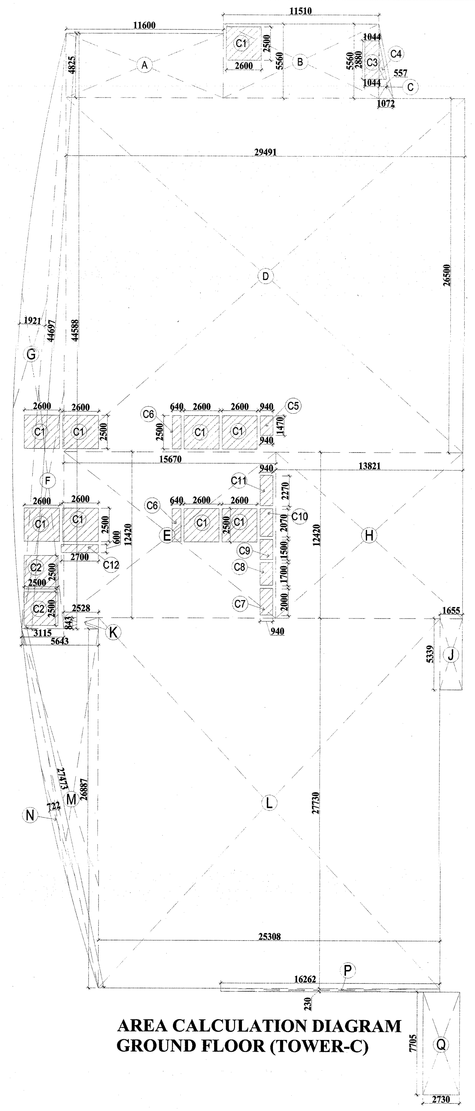

AREA CALCULATION DIAGRAM
GROUND FLOOR (TOWER-C)

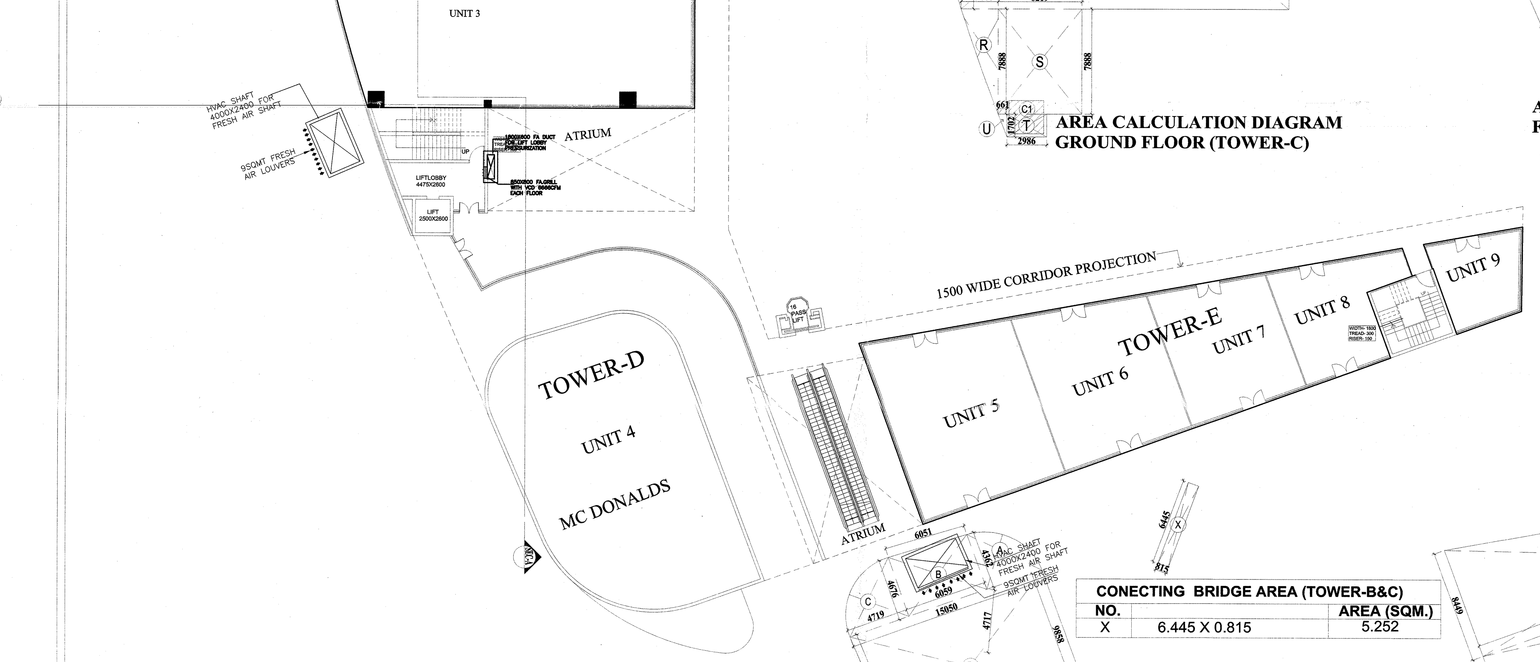

GROUND FLOOR PLAN

CONECTING BRIDGE AREA (TOWER-B&C)		
NO.		AREA (SQM.)
X	6.445 X 0.815	5.252

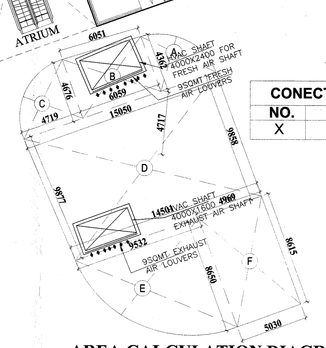

AREA CALCULATION DIAGRAM
GROUND FLOOR (TOWER-D)

AREA CALCULATION FOR GROUND FLOOR (TOWER-D)				
S.NO.	LENGTH	WIDTH	NOS.	AREA(SQ.M.)
A	3.14/4X4.272	4.362	1	14.63
B	6.051+6.059 / 2	4.676 + 4.362 / 2	1	27.36
C	3.14/4X4.719	4.676	1	17.32
D	15.050+14.501 / 2	9.877 + 9.858 / 2	1	145.80
E	3.14/4X9.532	8.650	1	64.72
F	4.969+5.030 / 2	8.650 + 8.615 / 2	1	43.16
TOTAL FLOOR AREA (1) =				313.03

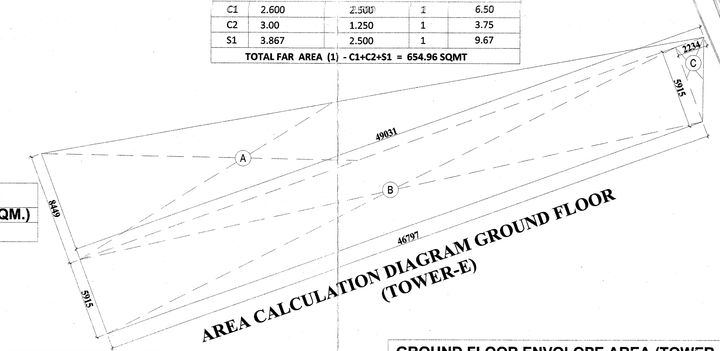

AREA CALCULATION DIAGRAM GROUND FLOOR
(TOWER-E)

GROUND FLOOR ENVOLOPE AREA (TOWER-E)		
NO.		AREA (SQM.)
A	½(49.031 X 8.449)	207.13
B	46.797 X 5.915	276.80
C	½(2.234 X 5.915)	6.60
TOTAL		490.53

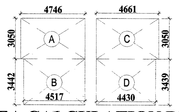

AREA CALCULATION DIAGRAM
GROUND FLOOR ATRIUM TOILET
(TOWER-A&B)

GROUND FLOOR ATRIUM TOILET AREA (TOWER-A&B)		
NO.		AREA (SQM.)
A	4.746 X 3.050	14.47
B	4.517 X 3.442	15.54
C	4.661 X 3.050	14.22
D	4.430 X 3.439	15.23
TOTAL		59.46

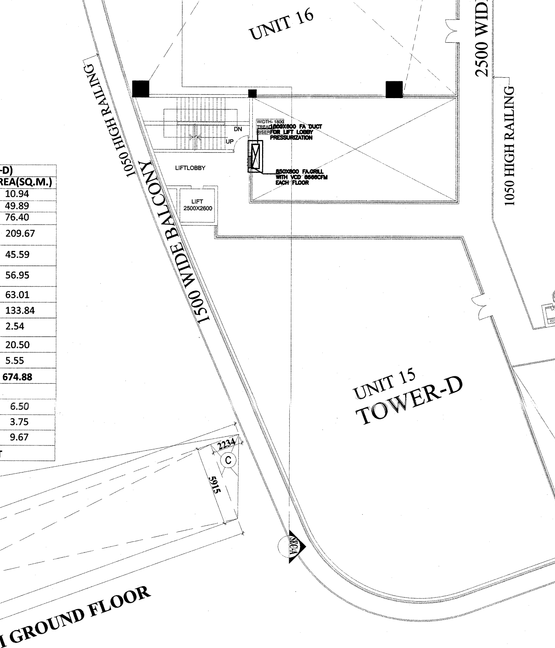

FIRST FLOOR PLAN

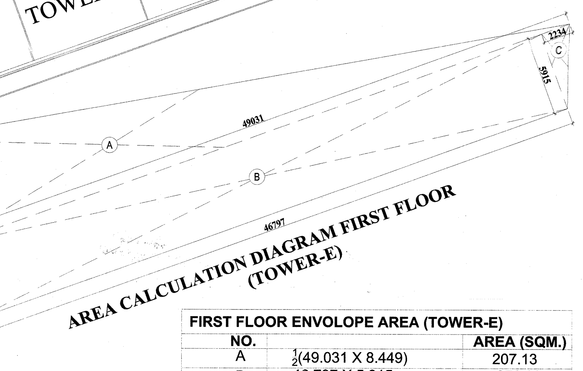

AREA CALCULATION DIAGRAM FIRST FLOOR
(TOWER-E)

FIRST FLOOR ENVOLOPE AREA (TOWER-E)		
NO.		AREA (SQM.)
A	½(49.031 X 8.449)	207.13
B	46.797 X 5.915	276.80
C	½(2.234 X 5.915)	6.60
TOTAL		490.53

मुख्य वास्तुकार
नोएडा विकास प्राधिकरण

अधिशासी अभियन्ता
सफदर इंजीनियर
सेल-2 नोएडा

(एस. एन. मिश्रा)
उपमहाप्रबंधक फायर सर्विस
नोएडा

पत्र सं. ... दिनांक ... 13
नगरपालिका अग्नि की शर्तों के अधीन अनुमोदित।
उपमुख्य नगर नियोजक
नोएडा विकास प्राधिकरण
30 FEB 2020

Project for

ADDITIONS & ALTERATIONS PLAN OF
ADVANT I.T. PARK
AT PLOT -7 SECTOR - 142,
EX-PRESS HIGH-WAY
NOIDA-201301 (U.P.)

DRAWING TITLE

HVAC FIRE SUBMISSION DETAIL

DWG.NO.

06

Note -

01 - Lifts shall be eight passengers elevators with automatic doors

02 - Both elevators shall be provided with fireman switch for emergency purposes

SCALE

1 : 200

NORTH
W E
S

For ADVANT IT PARK PVT. LTD.

Director

Director sign.

NISHIT GUPTA
ARCHITECT
LIC. No:- CA/1/13697

Architect's sign.

DESIGN FORUM
OF ARCHITECTS