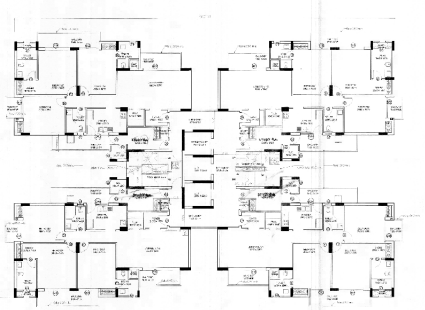

TYPICAL FLOOR PLAN
(1ST TO 15TH FLOOR)

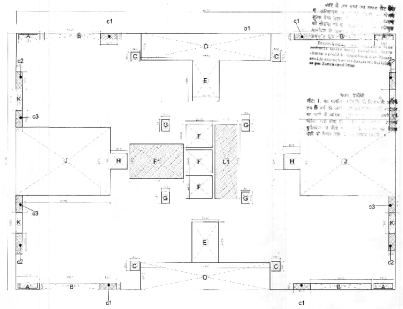

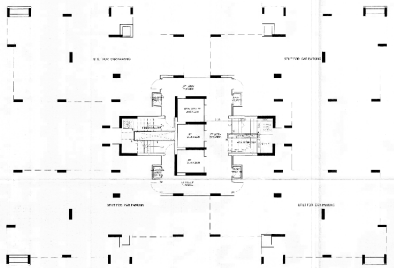

STILT FLOOR PLAN

| AI NO | TYPE | SQM |
|---|---|---|
| 1 | 1H | 1030.0250 |
| 2 | 2D | 1030.0250 |
| 3 | 2G | 1030.0250 |
| 4 | 2H | 1030.0250 |
| 5 | 3C1 | 1030.0250 |
| 6 | 3D1 | 1030.0250 |
| 7 | 3D2 | 1030.0250 |
| 8 | 3G1 | 1030.0250 |
| 9 | 3G2 | 1030.0250 |
| 10 | 3H1 | 1030.0250 |
| 11 | 3H2 | 1030.0250 |
| 12 | 4D | 1030.0250 |
| 13 | 4G | 1030.0250 |
| 14 | 4H | 1030.0250 |

FAR AREA CALCULATION ( TYPICAL FLOOR )

| | | | | | | | |
|---|---|---|---|---|---|---|---|
| | | | | NOS. | | AREA ( SQ.M ) | |
| BLOCK AREA | 35.290 | X | 10.510 | X 1 | = | 370.873 | A |
| OPEN AREA ( INNER ) AREA | | | | | | | |
| A | 1.800 | X | 0.400 | X 4 | = | 2.592 | |
| B | 5.700 | X | 0.600 | X 4 | = | 13.536 | |
| C | 0.800 | X | 0.800 | X 4 | = | 2.304 | |
| D | 12.800 | X | 2.500 | X 4 | = | 128.000 | |
| E | 2.500 | X | 3.800 | X 3 | = | 28.650 | |
| F | 2.500 | X | 3.200 | X 5 | = | 40.000 | |
| G | 0.700 | X | 1.110 | X 4 | = | 3.774 | |
| H | 1.000 | X | 1.120 | X 2 | = | 4.480 | |
| J | 5.075 | X | 8.500 | X 3 | = | 129.337 | |
| K | 0.800 | X | 2.000 | X 4 | = | 6.400 | |
| TOTAL OPEN AREA | | | | | = | 351.573 | B |
| SERVICES AREA | | | | | | | |
| LIFT LOBBY (LL) | 2.100 | X | 7.000 | X 1 | = | 14.700 | |
| FIRE STAIR CASE (FS) | 5.125 | X | 3.800 | X 1 | = | 19.488 | |
| L1 | 0.600 | X | 0.800 | X 4 | = | 1.920 | |
| L2 | 0.600 | X | 1.080 | X 4 | = | 2.916 | |
| L3 | 0.600 | X | 1.855 | X 4 | = | 3.876 | |
| NET SERVICES AREA (12%) | | | | | = | 42.898 | C |
| TOTAL FAR AREA A+B+C | | | | | = | 765.344 (765.30+45.54) | |
| NET FAR AREA | | | | | = | 530.182 | SQ.M |

FAR AREA CALCULATION ( SUB.TOTAL )

| | | | | | | | |
|---|---|---|---|---|---|---|---|
| | L | | B | NOS. | | AREA ( SQ.M ) | |
| BLOCK AREA | 34.900 | X | 11.000 | X 1 | = | 371.763 | A |
| OPEN AREA ( INNER ) AREA | | | | | | | |
| A | 3.100 | X | 1.600 | X 4 | = | 19.840 | |
| B | 5.140 | X | 1.280 | X 4 | = | 26.163 | |
| C | 2.700 | X | 1.120 | X 4 | = | 12.096 | |
| D | 6.025 | X | 0.900 | X 4 | = | 21.690 | |
| TOTAL OPEN AREA | | | | | = | 69.243 | B |
| SERVICES ( NON FAR AREA ) | | | | | | | |
| LIFT LOBBY (LL) | 2.100 | X | 7.000 | X 1 | = | 14.700 | |
| FIRE STAIR CASE (FS) | 3.125 | X | 4.800 | X 1 | = | 15.000 | |
| TOTAL SERVICES AREA | | | | | = | 29.700 | C |
| TOTAL FAR AREA A+(B+C) | | | | | = | 375.30+(69.24+29.70) | |
| | | | | | = | 375.30+(98.94) | |
| TOTAL FAR AREA A+(B+C) | | | | | | 474.246 | |

PROPOSED SPORTS CITY PROJECT
BUILDING AT PLOT NO:-SC-01/C-A8
SECTOR -150, NOIDA U.P

M/S - ABET BUILDCON PVT. LTD.

ARCHITECT'S SIGN

RAJIV GOEL
CA/76/2361

OWNER'S SIGN

ABET BUILDCON PVT. LTD.
Authorised Signatory

| | | | |
|---|---|---|---|
| TITLE | SUBMISSION DRAWING | | |
| DWG. | TOWER - B<br>STILT, TYPICAL FLOOR<br>(1st TO 15th ) | | |
| DATE | JAN 2017 | REVISION | |
| DRN. BY | | CHKD. BY | |
| DR NO. | SIPL/T-B/S-13 | SHEET NO. | S- 13 |