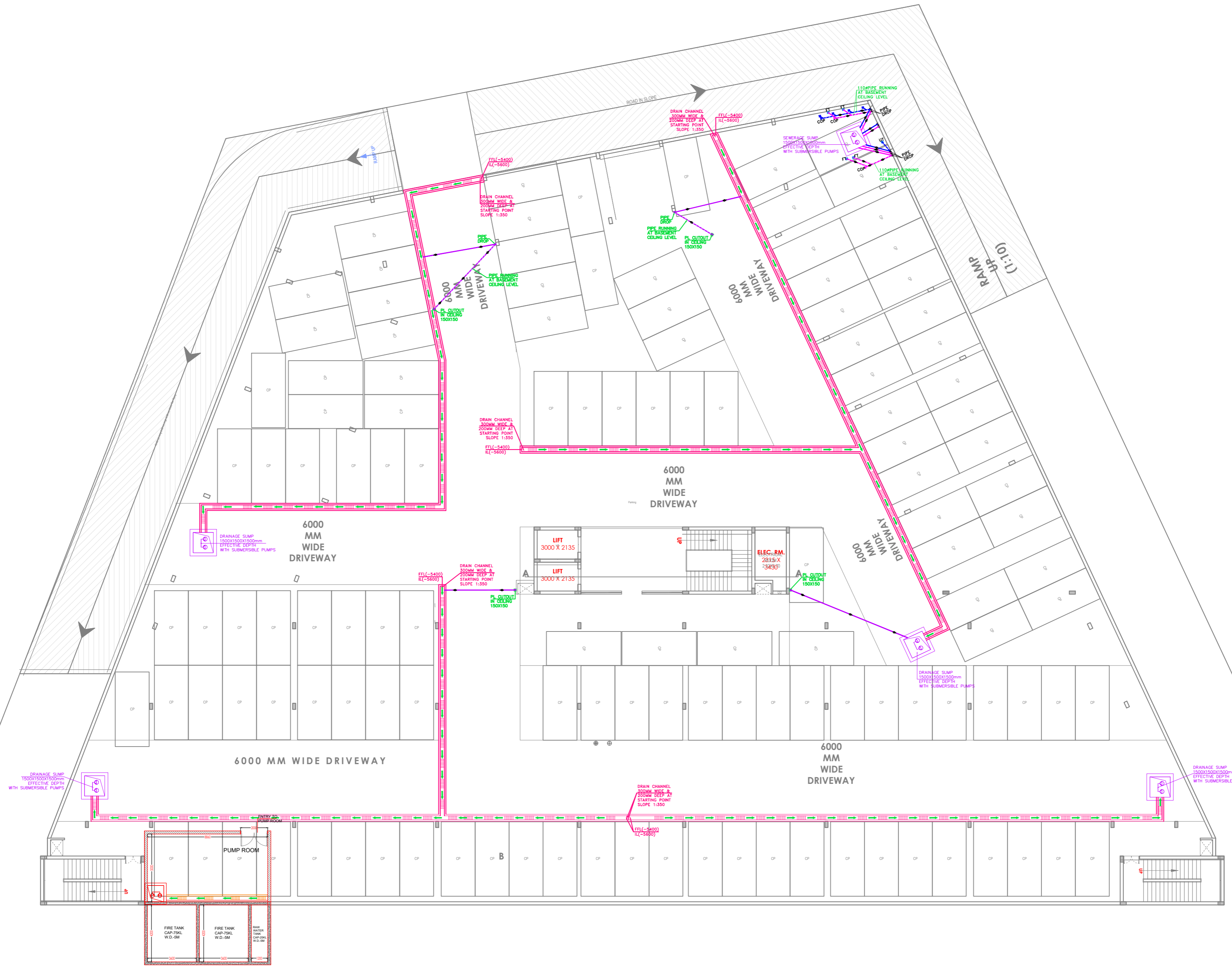


LEGEND FOR PLUMBING PIPE	
(1)	110ø SOIL & VENT PIPE
(2)	110ø WASTE & VENT PIPE
(3)	90ø ANTI SYPHONAGE PIPE
(4)	COLD WATER SUPPLY
(4a)	COLD WATER RISER
(10)	90ø RAIN WATER PIPE
(10a)	110ø RAIN WATER PIPE
(10b)	160ø RAIN WATER PIPE
FD	FLOOR DRAIN
FT	FLOOR TRAP ("P" TRAP)
FT	CUTOOT SIZE 150mmX150mm
W.C	CUTOOT SIZE 150mmX150mm
CWS	COLD WATER SUPPLY
HWS	HOT WATER SUPPLY
FWS	FLUSHING WATER SUPPLY
∇	VALVE

NOTE: -1. FD TO FT 63ø WASTE PIPE
 2. WASH BASIN TO FT 40ø WASTE PIPE
 3. KITCHEN SINK/URINAL TO FT 50ø WASTE PIPE



BASEMENT FLOOR PLAN

LEGEND FOR PLUMBING PIPE	
(1)	110ø SOIL & VENT PIPE
(2)	110ø WASTE & VENT PIPE
(3)	90ø ANTI SYPHONAGE PIPE
(4)	COLD WATER SUPPLY
(4a)	COLD WATER RISER
(10)	90ø RAIN WATER PIPE
(10a)	110ø RAIN WATER PIPE
(10b)	160ø RAIN WATER PIPE
FD	FLOOR DRAIN
FT	FLOOR TRAP ("P" TRAP)
FT	CUTOUT SIZE 150mmX150mm
W.C	CUTOUT SIZE 150mmX150mm
CWS	COLD WATER SUPPLY
HWS	HOT WATER SUPPLY
FWS	FLUSHING WATER SUPPLY
▷◁	VALVE

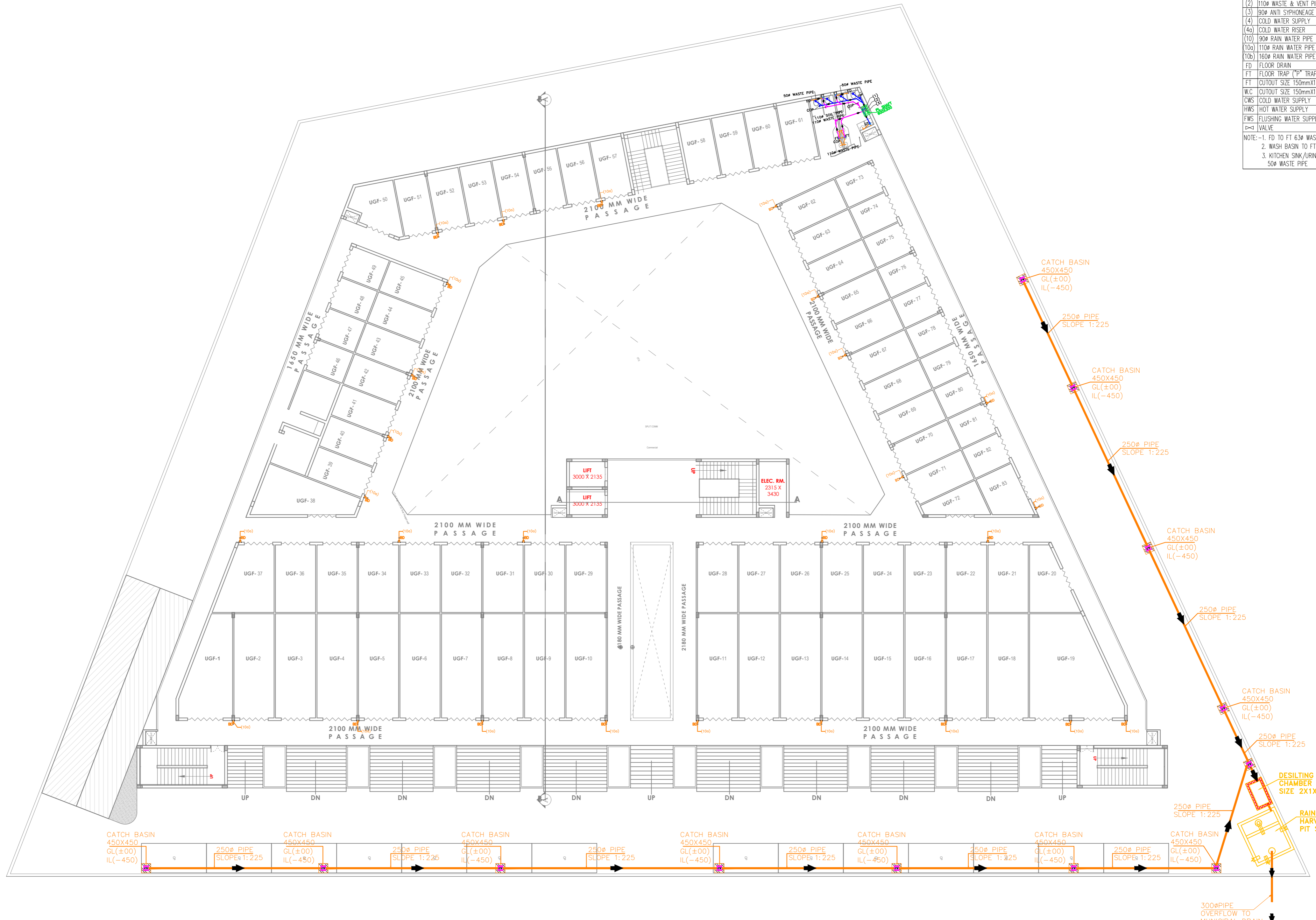
NOTE: -1. FD TO FT 63ø WASTE PIPE
 2. WASH BASIN TO FT 40ø WASTE PIPE
 3. KITCHEN SINK/URINAL TO FT 50ø WASTE PIPE



LOWER GROUND FLOOR PLAN

LEGEND FOR PLUMBING PIPE	
(1)	110ø SOIL & VENT PIPE
(2)	110ø WASTE & VENT PIPE
(3)	90ø ANTI-SYPHONAGE PIPE
(4)	COLD WATER SUPPLY
(4a)	COLD WATER RISER
(10)	90ø RAIN WATER PIPE
(10a)	110ø RAIN WATER PIPE
(10b)	160ø RAIN WATER PIPE
FD	FLOOR DRAIN
FT	FLOOR TRAP ("P" TRAP)
FT	CUTOFF SIZE 150mmX150mm
W.C	CUTOFF SIZE 150mmX150mm
CWS	COLD WATER SUPPLY
HWS	HOT WATER SUPPLY
FWS	FLUSHING WATER SUPPLY
∇	VALVE

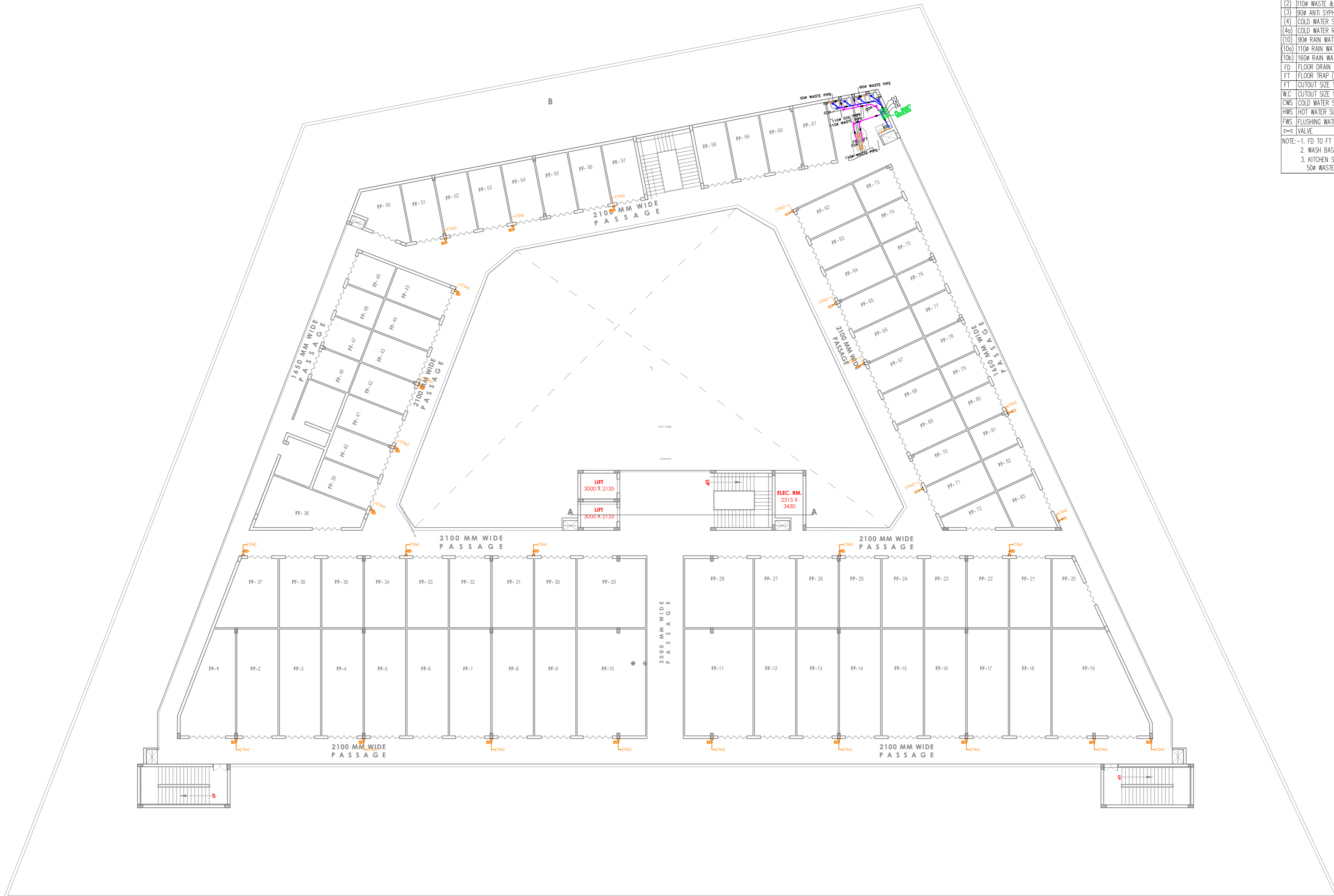
NOTE: -1. FD TO FT 63ø WASTE PIPE
 2. WASH BASIN TO FT 40ø WASTE PIPE
 3. KITCHEN SINK/URINAL TO FT 50ø WASTE PIPE



UPPER GROUND FLOOR PLAN

LEGEND FOR PLUMBING PIPE	
(1)	110ø SOIL & VENT PIPE
(2)	110ø WASTE & VENT PIPE
(3)	90ø ANTI SYPHONAGE PIPE
(4)	COLD WATER SUPPLY
(4a)	COLD WATER RISER
(10)	90ø RAIN WATER PIPE
(10a)	110ø RAIN WATER PIPE
(10b)	160ø RAIN WATER PIPE
FD	FLOOR DRAIN
FT	FLOOR TRAP ("P" TRAP)
W.C	CUTOUT SIZE 150mmX150mm
CWS	COLD WATER SUPPLY
HWS	HOT WATER SUPPLY
FWS	FLUSHING WATER SUPPLY
∇	VALVE

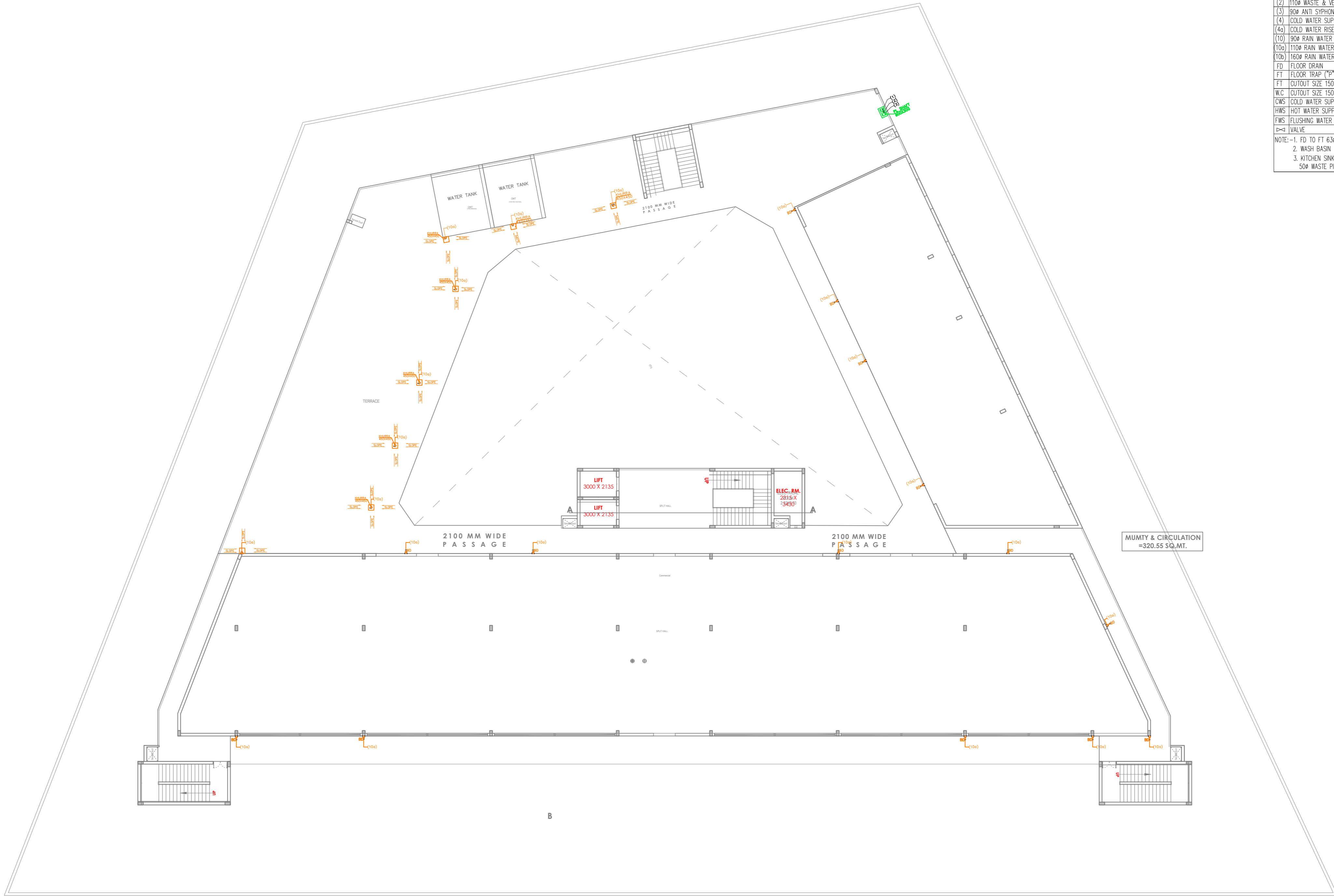
NOTE: -1. FD TO FT 63ø WASTE PIPE
 2. WASH BASIN TO FT 40ø WASTE PIPE
 3. KITCHEN SINK/URINAL TO FT 50ø WASTE PIPE



FIRST FLOOR PLAN

LEGEND FOR PLUMBING PIPE	
(1)	110ø SOIL & VENT PIPE
(2)	110ø WASTE & VENT PIPE
(3)	90ø ANTI SYPHONEAGE PIPE
(4)	COLD WATER SUPPLY
(4a)	COLD WATER RISER
(10)	90ø RAIN WATER PIPE
(10a)	110ø RAIN WATER PIPE
(10b)	160ø RAIN WATER PIPE
FD	FLOOR DRAIN
FT	FLOOR TRAP ("P" TRAP)
FT	CUTOUT SIZE 150mmX150mm
W.C	CUTOUT SIZE 150mmX150mm
CWS	COLD WATER SUPPLY
HWS	HOT WATER SUPPLY
FWS	FLUSHING WATER SUPPLY
∇	VALVE

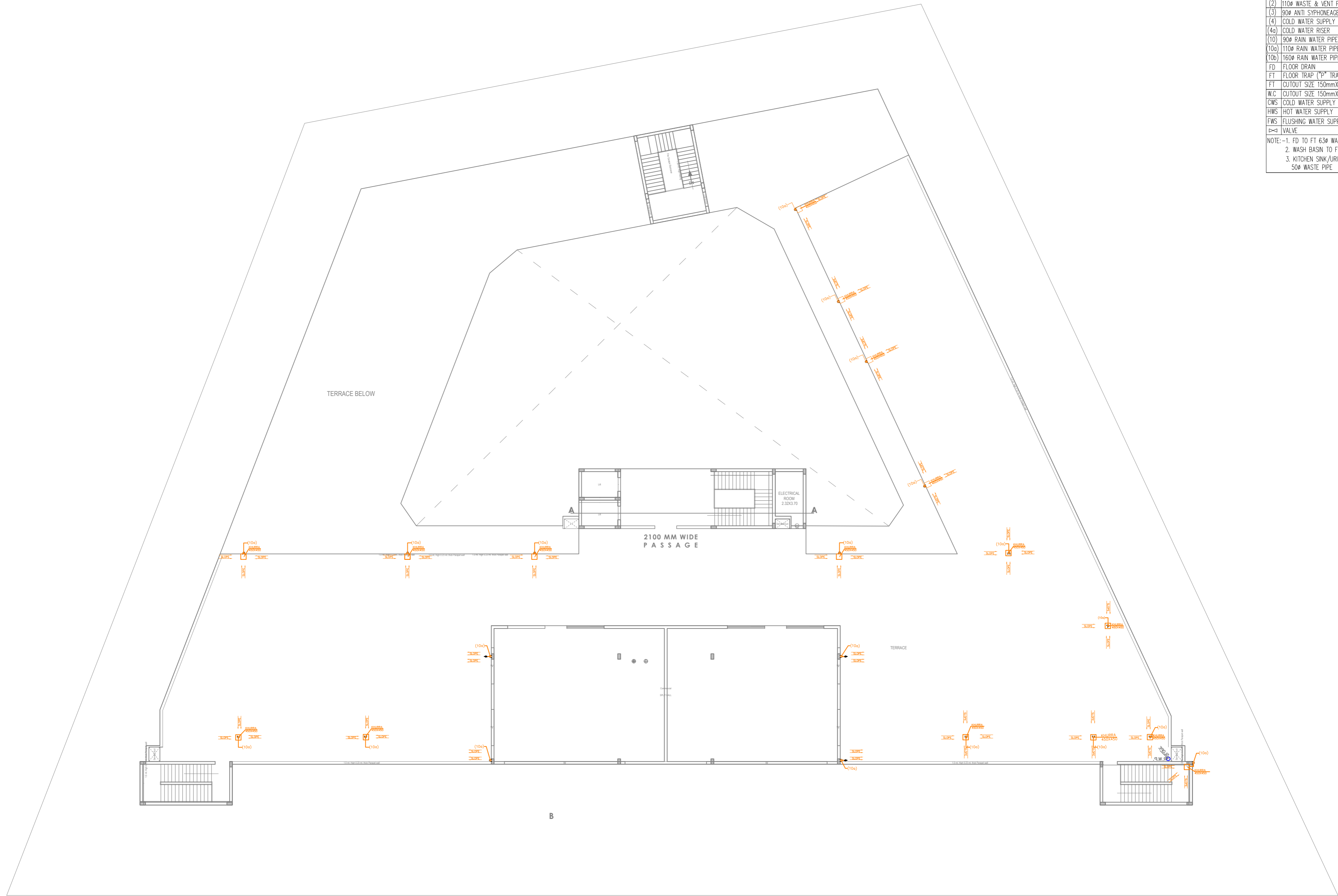
NOTE: -1. FD TO FT 63ø WASTE PIPE
 2. WASH BASIN TO FT 40ø WASTE PIPE
 3. KITCHEN SINK/URINAL TO FT 50ø WASTE PIPE



SECOND FLOOR PLAN

LEGEND FOR PLUMBING PIPE	
(1)	110ø SOIL & VENT PIPE
(2)	110ø WASTE & VENT PIPE
(3)	90ø ANTI SYPHONAGE PIPE
(4)	COLD WATER SUPPLY
(4a)	COLD WATER RISER
(10)	90ø RAIN WATER PIPE
(10a)	110ø RAIN WATER PIPE
(10b)	160ø RAIN WATER PIPE
FD	FLOOR DRAIN
FT	FLOOR TRAP ("P" TRAP)
FT	CUTOUT SIZE 150mmX150mm
W.C	CUTOUT SIZE 150mmX150mm
CWS	COLD WATER SUPPLY
HWS	HOT WATER SUPPLY
FWS	FLUSHING WATER SUPPLY
∇	VALVE

NOTE: -1. FD TO FT 63ø WASTE PIPE
 2. WASH BASIN TO FT 40ø WASTE PIPE
 3. KITCHEN SINK/URINAL TO FT 50ø WASTE PIPE



THIRD FLOOR PLAN

