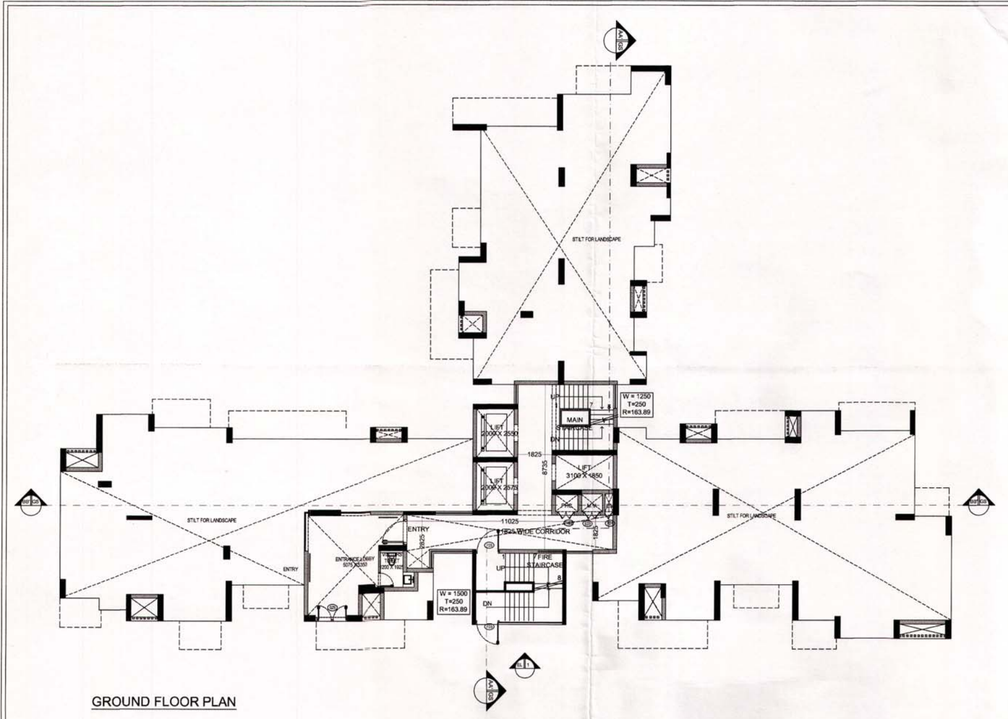


GROUND FLOOR PLAN

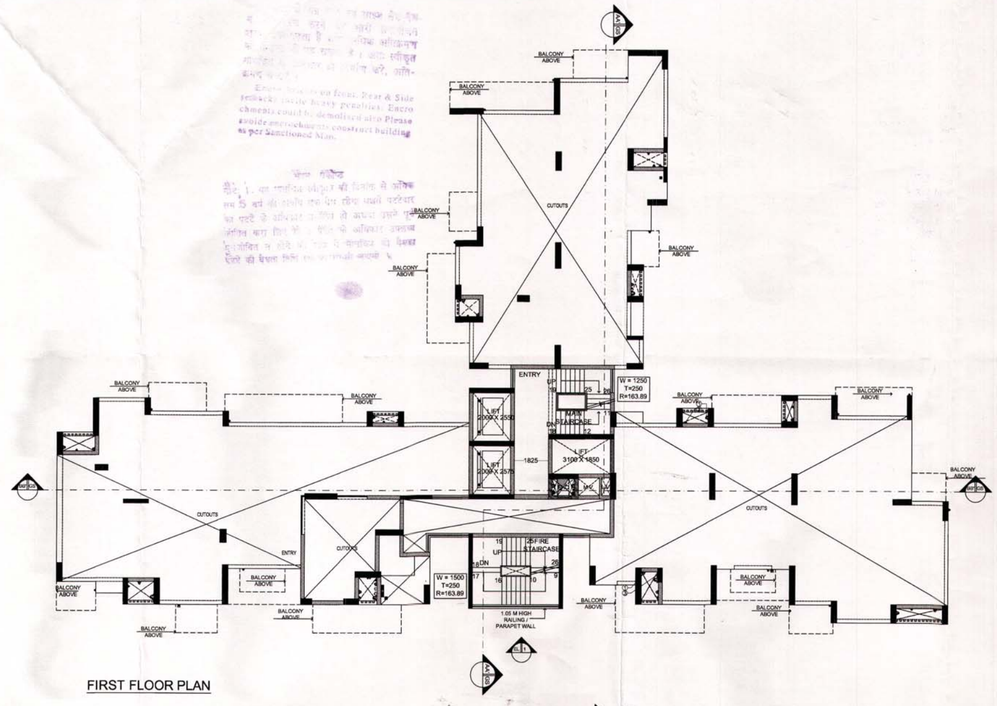


FIRST FLOOR PLAN

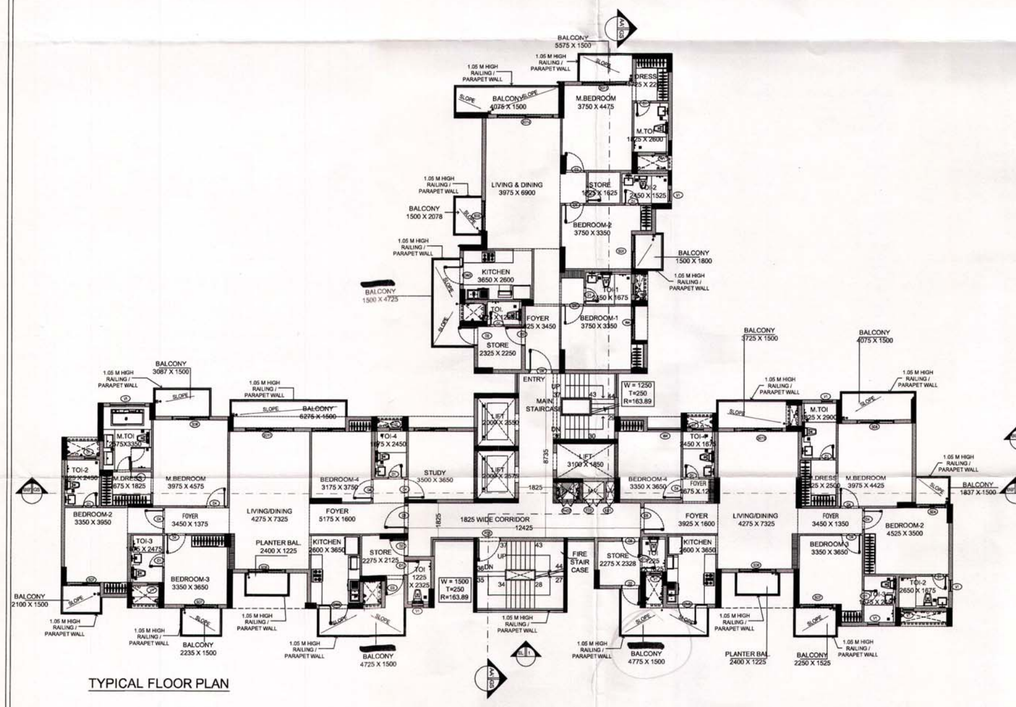


TYPICAL FLOOR PLAN

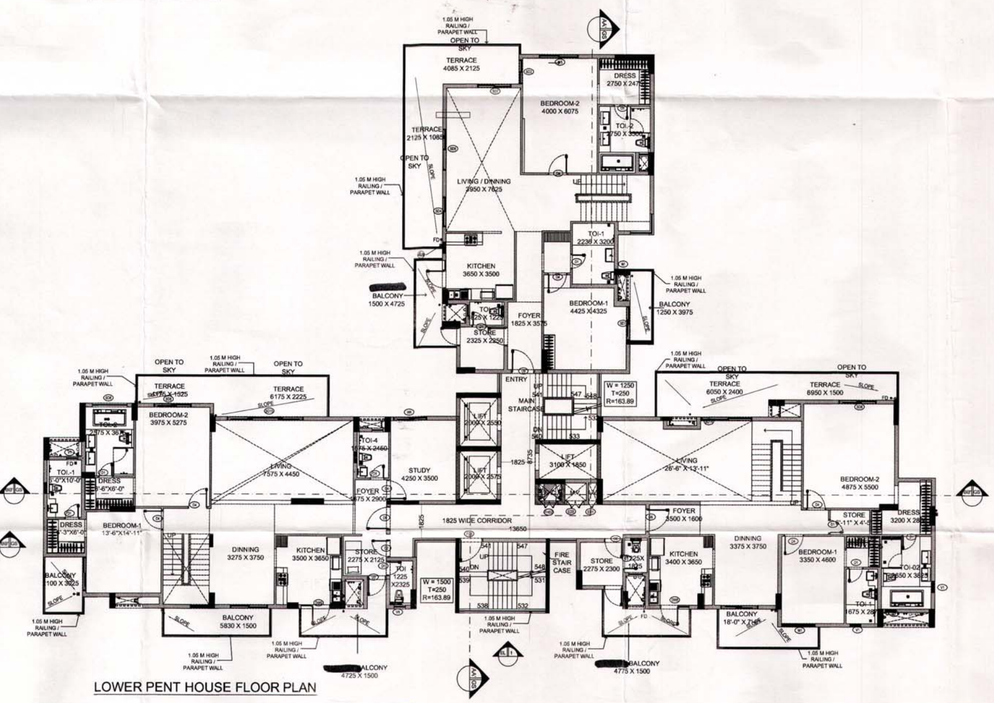


LOWER PENT HOUSE FLOOR PLAN

| DOOR WINDOW SCHEDULE | | | | | | |
|---|---|---|---|---|---|---|
| TOWER'S DOOR WINDOW SCHEDULE | | | | | | |
| DOORS SCHEDULE | | | | | | |
| SR. NO. | LEGEND | LINTEL HT. | CILL HT. | WIDTH | HEIGHT | OPENING (SQ.M) |
| 1 | D1 | 2150 | 0 | 800 | 2150 | 1.72 |
| 2 | D2 | 2400 | 0 | 900 | 2400 | 2.16 |
| 3 | D3 | 2150 | 0 | 1000 | 2150 | 2.15 |
| 4 | D4 | 2150 | 0 | 1050 | 2150 | 2.26 |
| 5 | D5 | 2400 | 0 | 1200 | 2400 | 2.88 |
| 6 | D6 | 2400 | 0 | 1250 | 2400 | 3.00 |
| 7 | D7 | 2400 | 0 | 1500 | 2400 | 3.60 |
| 8 | SD1 | 2400 | 0 | 1000 | 2400 | 2.40 |
| 9 | SD2 | 2400 | 0 | 1350 | 2400 | 3.24 |
| 10 | SD3 | 2400 | 0 | 1500 | 2400 | 3.60 |
| 11 | SD4 | 2400 | 0 | 1600 | 2400 | 3.84 |
| 12 | SD5 | 2400 | 0 | 1650 | 2400 | 3.96 |
| 13 | SD6 | 2400 | 0 | 1700 | 2400 | 4.08 |
| 14 | SD7 | 2400 | 0 | 1800 | 2400 | 4.32 |
| 15 | SD8 | 2400 | 0 | 2000 | 2400 | 4.80 |
| 16 | SD9 | 2400 | 0 | 2100 | 2400 | 5.04 |
| 17 | SD10 | 2400 | 0 | 2250 | 2400 | 5.40 |
| 18 | SD11 | 2400 | 0 | 2400 | 2400 | 5.76 |
| 19 | SD12 | 2400 | 0 | 2500 | 2400 | 6.00 |
| 20 | SD13 | 2400 | 0 | 2600 | 2400 | 6.24 |
| 21 | SD14 | 2400 | 0 | 3000 | 2400 | 7.20 |
| 22 | SD15 | 2400 | 0 | 4000 | 2400 | 9.60 |
| 23 | SD16 | 2400 | 0 | 5000 | 2400 | 12.00 |
| WINDOW SCHEDULE | | | | | | |
| SR. NO. | LEGEND | LINTEL HT. | CILL HT. | WIDTH | HEIGHT | OPENING (SQ.M) |
| 1 | W1 | 2400 | 1100 | 600 | 1300 | 0.78 |
| 2 | W2 | 2400 | 1100 | 1000 | 1300 | 1.30 |
| 3 | W3 | 2400 | 1100 | 1400 | 1300 | 1.82 |
| 4 | W4 | 2400 | 1100 | 1800 | 1300 | 2.34 |
| 5 | W5 | 2400 | 1100 | 2100 | 1300 | 2.73 |
| 6 | W6 | 2400 | 1100 | 2150 | 1300 | 2.80 |
| 7 | W7 | 2400 | 1100 | 3250 | 1300 | 4.23 |
| VENTILATOR SCHEDULE | | | | | | |
| SR. NO. | LEGEND | LINTEL HT. | CILL HT. | WIDTH | HEIGHT | OPENING (SQ.M) |
| 1 | V1 | 2400 | 1100 | 600 | 1300 | 0.78 |
| 2 | V2 | 2400 | 1100 | 1000 | 1300 | 1.30 |
| 3 | V3 | 2400 | 1100 | 1500 | 1300 | 1.95 |
| 4 | V4 | 2400 | 1100 | 1875 | 1300 | 2.44 |
| DOOR WINDOW SCHEDULE | | | | | | |
| SR. NO. | LEGEND | LINTEL HT. | CILL HT. | WIDTH | HEIGHT | OPENING (SQ.M) |
| 1 | DW1 | 2400 | 0,1100 | 1250 | 2400, 1300 | 4.525 |
| 2 | DW2 | 2400 | 0,1100 | 1350 | 2400, 1300 | 4.995 |
| 3 | DW3 | 2400 | 0,1100 | 1400 | 2400, 1300 | 5.180 |
| 4 | DW4 | 2400 | 0,1100 | 1500 | 2400, 1300 | 5.550 |
| 5 | DW5 | 2400 | 0,1100 | 1550 | 2400, 1300 | 5.735 |
| 6 | DW6 | 2400 | 0,1100 | 1600 | 2400, 1300 | 5.920 |
| FIRE DOOR SCHEDULE | | | | | | |
| SR. NO. | LEGEND | LINTEL HT. | CILL HT. | WIDTH | HEIGHT | OPENING (SQ.M) |
| 1 | FHD1 | 2150 | 100 | 900 | 2050 | 1.85 |
| 2 | FHD2 | 2150 | 100 | 1200 | 2050 | 2.46 |
| 3 | FHD3 | 2150 | 100 | 1250 | 2050 | 2.56 |
| 4 | FD1 | 2150 | 0 | 1150 | 2150 | 2.47 |
| 5 | FD2 | 2150 | 0 | 1200 | 2150 | 2.58 |
| 6 | FD3 | 2150 | 0 | 1250 | 2150 | 2.69 |
| ELECTRICAL DOOR SCHEDULE | | | | | | |
| SR. NO. | LEGEND | LINTEL HT. | CILL HT. | WIDTH | HEIGHT | OPENING (SQ.M) |
| 1 | ED1 | 2150 | 100 | 450 | 2050 | 0.92 |
| 2 | ED2 | 2150 | 100 | 500 | 2050 | 1.03 |
| 3 | ED3 | 2150 | 100 | 800 | 2050 | 1.65 |
| 4 | ED4 | 2150 | 100 | 1550 | 2050 | 3.18 |
| 5 | ED5 | 2150 | 100 | 1700 | 2050 | 3.49 |
| ENTRANCE LOBBY DOOR WINDOW SCHEDULE | | | | | | |
| SR. NO. | LEGEND | LINTEL HT. | CILL HT. | WIDTH | HEIGHT | OPENING (SQ.M) |
| 1 | GZ1 | 5350 | 0 | 900 | 5350 | 3.21 |
| 2 | GZ2 | 5350 | 0 | 800 | 5350 | 4.28 |
| 3 | GZ3 | 5350 | 0 | 1300 | 5350 | 6.96 |
| 4 | GZ4 | 5350 | 0 | 1525 | 5350 | 8.16 |
| 5 | GZ5 | 5350 | 0 | 1800 | 5350 | 9.63 |
| 6 | GZ6 | 5350 | 0 | 1875 | 5350 | 10.03 |
| 7 | GZ7 | 5350 | 0 | 3000 | 5350 | 16.05 |
| 8 | GZ8 | 5350 | 0 | 3650 | 5350 | 19.53 |

SUBMISSION DRAWING

PROJECT:

**PROPOSED PLAN FOR SPORTS CITY AT LAND PARCEL SC-02/ H & I SECTOR-150, NOIDA**
**M/s:- BRICK RISE DEVELOPERS PRIVATE LIMITED** (SUBSIDIARY COMPANY OF M/s LOTUS GREENS CONSTRUCTIONS PVT. LTD.)

DRAWING TITLE :

**TOWER - D**
**FLOOR PLANS**

OWNER'S SIGN | ARCHITECT'S SIGN.

CONSULTANT :
**GOYAL ASSOCIATES**
Consulting Engineers, Architects & Valuers
C-22/28, SECTOR -57, NOIDA
Tel : +91-0120-4214189
Email id:goyalnoida@gmail.com

| SCALE | DEALT BY | DATE - |
|---|---|---|
| DESIGN BY | CHECKED BY | DRG. No. SD-13 |