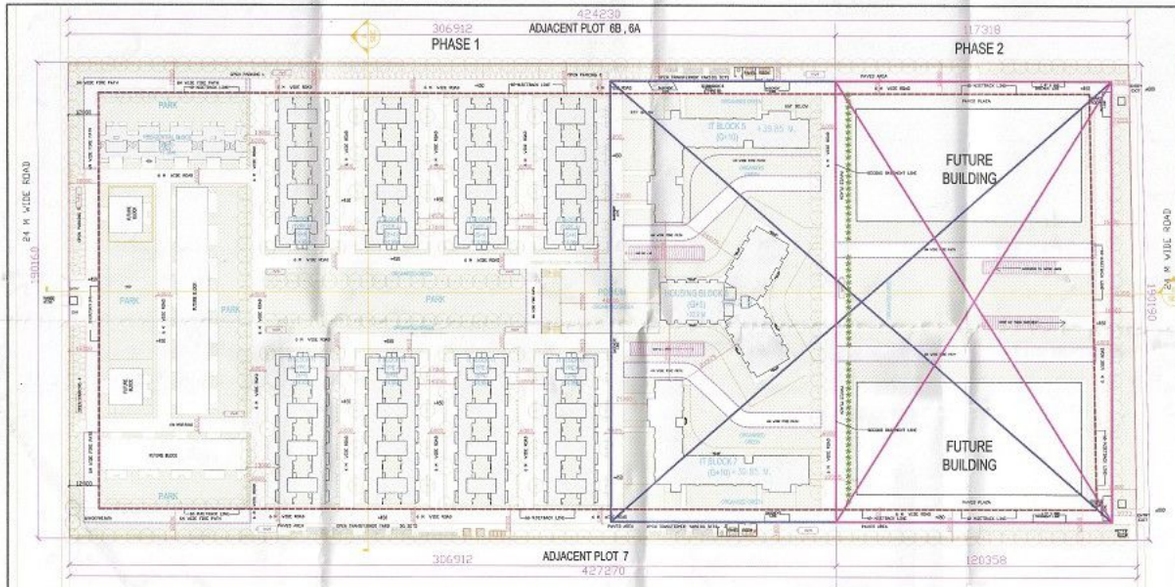

AREA STATEMENT

PLOT AREA			80861.18	SQM
PERMISSIBLE FAR (1.875)			151602.21	SQM
PROPOSED FAR AREA =			151602.21	SQM
PERMISSIBLE GROUND COVERAGE =		30.0% OF PLOT AREA		
"	30.0%	X	80861.18	SQM
"			24258.54	SQM
PROPOSED GROUND COVERAGE			11396.85	SQM
			11.396%	
BUILT AREA =	PLOT AREA - GROUND COVERAGE			
"	80861.18	-	24258.54	SQM
"			56602.63	SQM
PERMISSIBLE IT FAR AREA =	151602.21	X	75%	SQM
"			113701.66	SQM
PROPOSED IT FAR AREA PHASE-I =			49.28.80	SQM
BALANCE IT FAR AREA FOR FUTURE=			64721.66	SQM
PERMISSIBLE INSTITUTIONAL FACILITIES FAR AREA =	151602.21	X	5%	SQM
"			7580.11	SQM
PROPOSED INSTITUTIONAL FACILITIES FAR AREA PHASE-I =			1234.95	SQM
BALANCE INSTITUTIONAL FACILITIES FAR AREA FOR FUTURE =			6345.16	SQM
PERMISSIBLE RESIDENTIAL FAR AREA =	151602.21	X	15%	SQM
			15.0%	SQM
PROPOSED RESIDENTIAL FAR AREA PHASE-I =			6700.60	SQM
BALANCE RESIDENTIAL FAR AREA FUTURE =			8341.55	SQM
PERMISSIBLE COMMERCIAL FAR AREA =	151602.21	X	5%	SQM
			15.0%	SQM
PROPOSED COMMERCIAL FAR AREA PHASE-I =			3205.35	SQM
BALANCE COMMERCIAL FAR AREA FUTURE =			11136.85	SQM
NO. OF PARKING REQUIRED=				
REQUIRE PARKING FOR IT & ITES @1 ECS for 90 SQM ECS of Footprint FARS	113701.66 SQM	/	90	
		=	1263	NOS
REQUIRE PARKING FOR COMMERCIAL @ 1 ECS for 30 SQM ECS of Footprint FARS	11136.22 SQM	/	30	
		=	368	NOS
REQUIRE PARKING FOR RESIDENCIAL @ 1 ECS for 100 SQM ECS of Footprint FARS	14708.22 SQM	/	100	
		=	147	NOS
REQUIRE PARKING FOR INSTITUTIONAL FACILITIES @ 1 ECS for 100 SQM ECS of Footprint FARS	7580.11 SQM	/	100	
		=	76	NOS
NO. OF PARKING REQUIRED =			1854	NOS
NO. OF PARKING PROPOSED =			1815	NOS

LANDSCAPE AREA CALCULATION

LANDSCAPE AREA REQUIRED =	MIN. 30 % OF NET OPEN AREA			
	80.5	X	30.0%	SQM
"			24.16	SQM
LANDSCAPE AREA PROPOSED =			28646.71	SQM
NO OF TREES REQUIRED =	1 TREE PER 100 SQM OF NET OPEN AREA			
"	30672.50	/	100	
"			307	
NO OF TREES PROPOSED =			800	

PARKING PROVIDED IN PHASE I & I

SPACE	AREA	ECS PER	ECS	REQUIREMENTS	TOTAL PARKING ECS
	SQM	SQM	NOS.	NOS.	NOS.
	L	B	= L x B		= B x N x C
UNDER PODIUM	1030.00	30	34.33	1	34
FIRST BASEMENT (STANDARD PARKING)	4300.00	30	143.00	1	1430
SECOND BASEMENT	10300.00	30	343.33	1	343
DEAD AREA IN IT BLOCK (PENALTY BY 4 METERS HEIGHT)	5265	30	17.55	1	186
OPEN AREA FOR SURFACE PARKING	7030.87	30	234.36	1	262
TOTAL PARKING PROVIDED IN PHASE I & I					1815

AREA STATEMENT F.A.R 1.875

	TOWER -5&7						TOWER-1,2,3,4,8,9,10,11						TOWER-6						ROW HOUSE G+1			GUARD ROOM	METER ROOM	STORE				
	F.A.R AREA COMMERCIAL	F.A.R AREA IT	F.A.R AREA INSTI.FACILITIES	TOTAL	15 % ADD FAR	FAR FREE	F.A.R AREA COMMERCIAL	F.A.R AREA IT	INSTI.FACILITIES	TOTAL	15 % ADD FAR	FAR FREE	F.A.R AREA COMMERCIAL	F.A.R AREA RESIDENTIAL	F.A.R AREA INSTI.FACILITIES	TOTAL	15 % ADD FAR	FAR FREE	RESIDENTIAL	15 % ADD FAR	FAR FREE	ADD. FAR	FAR I.T	NON FAR	TOTAL F.A.R	TOTAL 15% ADD F.A.R	TOTAL F.A.R FREE	TOTAL. COWL
BASEMENT-2 (NON- FAR AREA)		0.00																	TOT.AL F.A.R					0.000		370.82	17484.76	17855.58
BASEMENT-1 (NON- FAR AREA)																									210.00	1116.87	34010.12	35336.99
PODIUM (NON- FAR AREA)																		1036.00								1036.00	1036.00
GR. FLOOR/STILT AREA	2060.00	0.000	0	2060.00	155.13	0	0	2684.40	0	2684.40	0.00	4192.34	1245.35	0	0	1245.35	33.80	0	650.37	8.41	0	36	25		6065.12	233.36	4192.34	11090.82
1STT FLOOR AREA	0	2005.34	0	2005.34	209.81	0	0	6538.80	0	6538.80	337.92	0	0	0	1234.95	1234.95	44.20	0	597.40	8.41	0	0	0		10175.49	600.34	0.00	10970.83
2nd FLOOR AREA	0	2005.34	0	2005.34	209.81	0	0	6538.80	0	6538.80	337.92	0	0	1050.20	0	1050.20	74.83	0	0	0	0	0	0		9594.34	622.56	0.00	10216.91
3rd FLOOR AREA	0	2005.34	0	2005.34	209.81	0	0	6538.80	0	6538.80	337.92	0	0	1050.20	0	1050.20	74.83	0	0	0	0	0	0		9594.34	622.56	0.00	10216.91
4th FLOOR AREA	0	2005.34	0	2005.34	209.81	0	0	6538.80	0	6538.80	337.92	0	0	1050.20	0	1050.20	74.83	0	0	0	0	0	0		9594.34	622.56	0.00	10216.91
5th FLOOR AREA	0	2005.34	0	2005.34	209.81	0	0	0	0	0	0	0	0	370.29	0	370.29	39.97	0	0	0	0	0	0		2375.63	249.78	0.00	2625.41
6th FLOOR AREA	0	2005.34	0	2005.34	209.81	0	0	0	0	0	0	0	0	0	0	0.00	0.00	0	0	0	0	0	0		2005.34	209.81	0.00	2215.15
7th FLOOR AREA	0	2005.34	0	2005.34	209.81	0	0	0	0	0	0	0	0	0	0	0.00	0.00	0	0	0	0	0	0		2005.34	209.81	0.00	2215.15
8th FLOOR AREA	0	2005.34	0	2005.34	209.81	0	0	0	0	0	0	0	0	0	0	0.00	0.00	0	0	0	0	0	0		2005.34	209.81	0.00	2215.15
9th FLOOR AREA	0	2005.34	0	2005.34	209.81	0	0	0	0	0	0	0	0	0	0	0.00	0.00	0	0	0	0	0	0		2005.34	209.81	0.00	2215.15
10th FLOOR AREA	0	2005.34	0	2005.34	209.81	0	0	0	0	0	0	0	0	0	0	0.00	0.00	0	0	0	0	0	0		2005.34	209.81	0.00	2215.15
MUMTY				0	131.64						2816.96						50.99			112.61					0.00	3112.20	0.00	3112.20
OVER HEAD TANK & MACHINE ROOM				0	31.64						0						17.65			0					0.00	49.29	0.00	49.29
F.A.R TOWER AREA	2060.00	20053.4	0.00	22113.4	2416.53	0.00	0.00	28839.6	0.00	28839.6	4168.64	4192.34	1245.3476	3520.89	1234.95	6001.18	411.12	0	1247.78	129.43	0	36	25		58436.96	8649.39	56723.22	123809.60

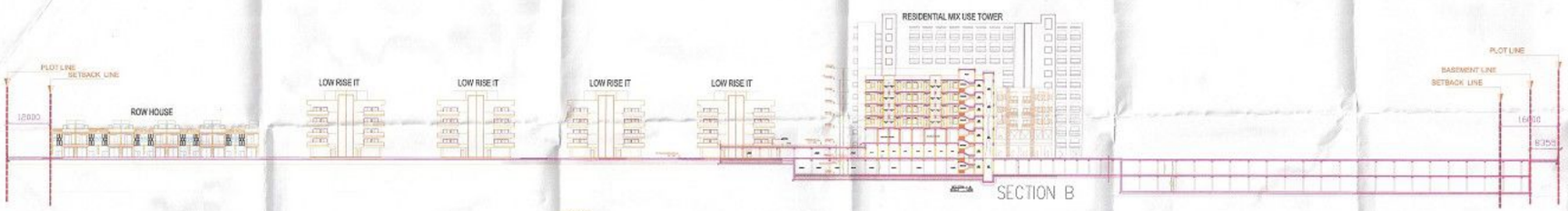

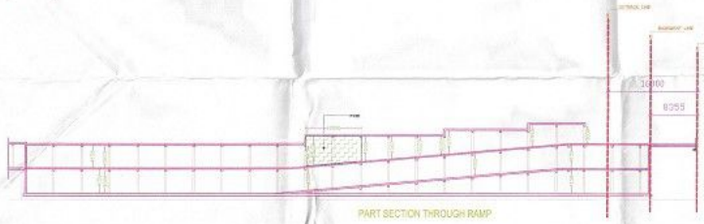

Total Proposed Green		
No. Trees Required @ 1 per tree per 100 Sqm	306	
No. of trees Provided	800 (Trees along boundary & internal road)	
1	Cassia Fistula SM D.C.	400 Nos
2	Delonix Regia	400 Nos

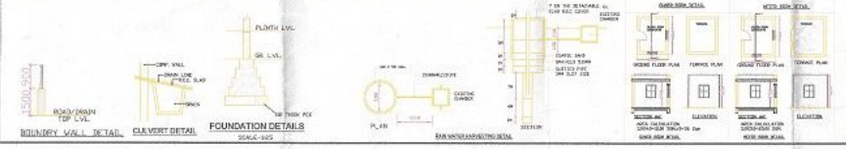

This drawing is a "COPYRIGHT" contents of this drawing or part thereof may not be used or reproduced without the permission of the Architect

NO. OF PRINT	DATE	ISSUED TO	REMARKS

REVISION	DATE	DESCRIPTION	BY

GENERAL NOTES:
1. ANY HABITABLE ROOM, TOILET, KITCHEN ETC. IF IS NOT NATURALLY VENTILATED WILL BE MECHANICALLY VENTILATED.
2. FIRE STAIRCASE IS OF PRESSURIZED TYPE AS PER RULE.
3. BASEMENT WILL BE MECHANICALLY VENTILATED

SITE LEVEL DRAWINGS

LOCATION PLAN

SUBMISSION DRAWING

CLIENT
ELEGANT IT SOLUTIONS PRIVATE LIMITED

PROJECT
PROPOSED IT PARK FOR M/S ELEGANT IT SOLUTIONS PRIVATE LIMITED PLOT NO.-6 SECTOR-H,P.-5 GREATER NOIDA, U.P.

DATE	PROJECT INCHARGE	CHECKED BY
04-05-17		ROHIT KUMAR
SCALE	DRAWN BY	APPROVED BY
1:450	VALIDA	ROHIT KUMAR

DRAWING TITLE
SITE PLAN

TOWN PLANNER SIGN
RACHNA SHARMA
TOWN PLANNER
REG. NO 2011-125/A/TP

OWNER SIGN
For Elegant IT Solutions Pvt. Ltd.
Authorised Signatory

ARCHITECT SIGN
VISION ARCHITECTS
CA/2003/40275

ARCHITECTS
VISION ARCHITECTS
DELHI
Ph-011-41409003

architecture urban design hospitality interiors

DRAWING NO. 1 REVISION