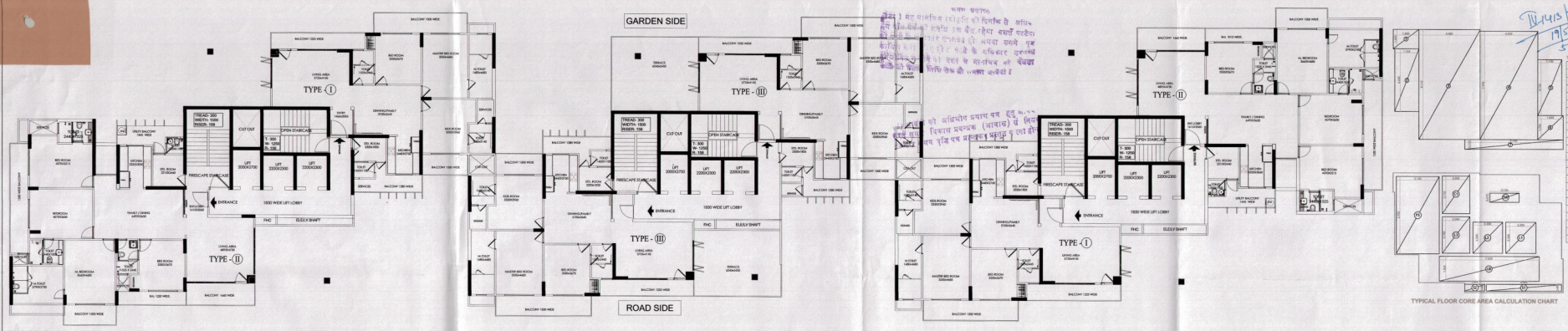

FLOOR PLAN AT 3,7,11,15,19th

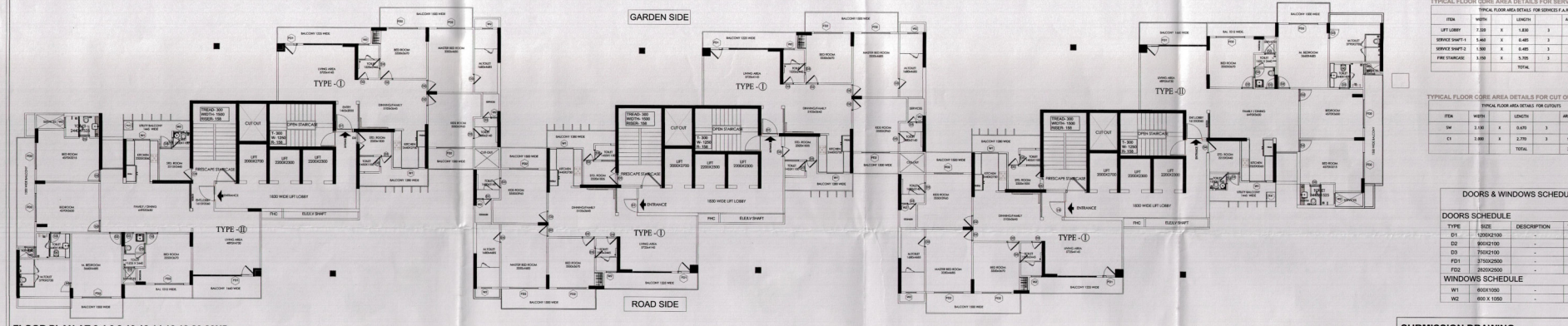

FLOOR PLAN AT 2,4,6,8,10,12,14,16,18,20,22ND

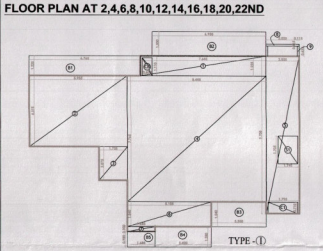

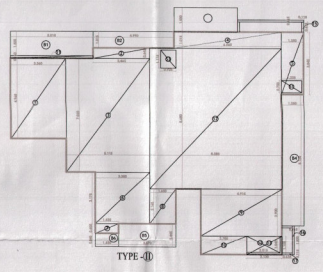

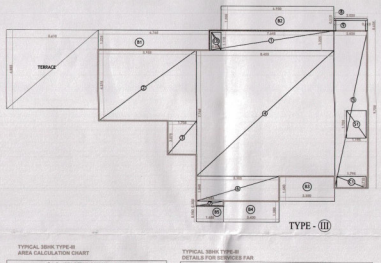

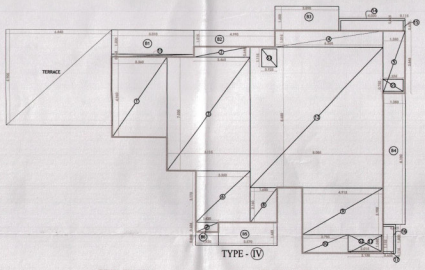

TYPICAL 38HK TYPE-I
AREA CALCULATION CHART

F.A.R. AREA DETAIL OF TYPE-I 38HK							
ITEM	WIDTH		LENGTH		NO	AREA(SQ.M)	
1	7.645	X	1.225	1		9.365	
2	5.955	X	4.375	1		26.053	
3	1.725	X	2.075	1		3.600	
4	8.455	X	7.765	1		65.653	
5	2.025	X	9.705	1		19.653	
6	5.105	X	1.540	1		7.862	
7	1.685	X	0.300	1		0.506	
8	2.025	X	0.115	1		0.233	
9	0.835	X	0.115	2		0.146	
			TOTAL			133.070	-(1)
DEDUCTION							
ITEM	WIDTH		LENGTH		NO	AREA (SQ.M)	
S1	1.195	X	1.705	1		2.037	
C1	1.795	X	0.710	1		1.274	
CB	0.600	X	1.110	1		0.666	
			TOTAL			3.979	-(2)
F.A.R. AREA DETAIL OF TYPE-I 38HK = (1) - (2)							
NET F.A.R. AREA OF TYPE-I 38HK							129.092

TYPICAL 38HK TYPE-I
DETAILS FOR SERVICES FAR

TYPICAL FLOOR AREA DETAILS FOR SERVICES F.A.R						
ITEM	WIDTH		LENGTH			AREA(SQ.M)
SHAFT-2	1.195	X	1.705	1		2.037
CUPBOARD	0.600	X	1.110	1		0.666
			TOTAL			2.703 -(1)

BALCONY AREA DETAIL OF TYPE-I 38HK						
ITEM	WIDTH		LENGTH		NO	AREA(SQ.M)
B1	6.765	X	1.225	1		8.287
B2	6.930	X	1.500	1		10.395
B3	3.350	X	1.500	1		5.025
B4	3.420	X	1.280	1		4.378
B5	1.685	X	0.900	1		1.651
			TOTAL			29.736 -(2)

TYPICAL 48HK TYPE-II
AREA CALCULATION CHART

F.A.R. AREA DETAIL OF TYPE-II 48HK							
ITEM	WIDTH		LENGTH		NO	AREA(SQ.M)	
1	3.360	X	4.960	1		16.666	
2	3.465	X	0.645	1		2.235	
3	5.115	X	7.020	1		35.907	
4	6.560	X	1.015	1		6.650	
5	1.250	X	3.845	1		5.191	
6	3.350	X	3.175	1		10.636	
7	1.430	X	0.605	1		0.865	
8	1.650	X	2.160	1		3.564	
9	4.915	X	2.900	1		14.254	
10	2.785	X	1.155	1		3.217	
11	5.010	X	0.160	0.25		0.200	
12	8.085	X	8.680	1		70.178	
13	2.130	X	1.155	1		2.460	
14	4.032	X	0.115	1		0.462	
15	0.115	X	0.635	2		0.146	
16	1.800	X	0.115	1		0.207	
17	0.635	X	0.115	2		0.146	
			TOTAL			172.992	-(1)
DEDUCTION							
ITEM	WIDTH		LENGTH		NO	AREA (SQ.M)	
S1	1.225	X	0.750	1		0.926	
S2	2.015	X	1.040	1		2.096	
S3	0.925	X	1.115	1		1.031	
			TOTAL			4.053	-(2)
F.A.R. AREA DETAIL OF TYPE-II 48HK = (1) - (2)							
NET F.A.R. AREA OF TYPE-II 48HK							168.939

TYPICAL 48HK TYPE-II
DETAILS FOR SERVICES FAR

TYPICAL FLOOR AREA DETAILS FOR SERVICES F.A.R						
ITEM	WIDTH		LENGTH			AREA(SQ.M)
SHAFT-1	1.225	X	0.75	1		0.926
SHAFT-2	2.015	X	1.040	1		2.096
SHAFT-3	0.925	X	1.115	1		1.031
			TOTAL			4.053 -(1)

BALCONY AREA DETAIL OF TYPE-II 48HK						
ITEM	WIDTH		LENGTH		NO	AREA(SQ.M)
B1	5.010	X	1.500	1		7.515
B2	4.990	X	1.015	1		5.065
B3	3.890	X	1.500	1		5.835
B4	1.350	X	8.100	1		10.935
B5	3.570	X	1.445	1		5.159
B6	1.430	X	0.840	1		1.201
			TOTAL			35.710 -(3)
F.A.R. AREA DETAIL OF TYPE-II 38HK = (1) - (2)						
NET F.A.R. AREA OF TYPE-II 38HK						129.092

TYPICAL 38HK TYPE-III
AREA CALCULATION CHART

F.A.R. AREA DETAIL OF TYPE-III 38HK							
ITEM	WIDTH		LENGTH		NO	AREA(SQ.M)	
1	7.645	X	1.225	1		9.365	
2	5.955	X	4.375	1		26.053	
3	1.725	X	2.075	1		3.600	
4	8.455	X	7.765	1		65.653	
5	2.025	X	9.705	1		19.653	
6	5.105	X	1.540	1		7.862	
7	1.685	X	0.300	1		0.506	
8	2.025	X	0.115	1		0.233	
9	0.835	X	0.115	2		0.146	
			TOTAL			133.070	-(1)
DEDUCTION							
ITEM	WIDTH		LENGTH		NO	AREA (SQ.M)	
S1	1.195	X	1.705	1		2.037	
C3	1.795	X	0.710	1		1.274	
CB	0.600	X	1.110	1		0.666	
			TOTAL			3.979	-(2)
F.A.R. AREA DETAIL OF TYPE-III 38HK = (1) - (2)							
NET F.A.R. AREA OF TYPE-III 38HK							129.092

TYPICAL 38HK TYPE-III
DETAILS FOR SERVICES FAR

TYPICAL FLOOR AREA DETAILS FOR SERVICES F.A.R						
ITEM	WIDTH		LENGTH			AREA(SQ.M)
SHAFT-1	1.195	X	1.705	1		2.037
CUPBOARD	0.600	X	1.110	1		0.666
			TOTAL			2.703 -(1)

BALCONY AREA DETAIL OF TYPE-III 38HK						
ITEM	WIDTH		LENGTH		NO	AREA(SQ.M)
B1	6.765	X	1.225	1		8.287
B2	6.930	X	1.500	1		10.395
B3	3.350	X	1.500	1		5.025
B4	3.420	X	1.280	1		4.378
B5	1.685	X	0.900	1		1.651
			TOTAL			29.736 -(3)
TERRACE	5.610	X	4.885	1		27.405 T

TYPICAL 48HK TYPE-IV
AREA CALCULATION CHART

F.A.R. AREA DETAIL OF TYPE-IV-48HK							
ITEM	WIDTH		LENGTH		NO	AREA(SQ.M)	
1	3.360	X	4.960	1		16.666	
2	3.465	X	0.645	1		2.235	
3	5.115	X	7.020	1		35.907	
4	6.560	X	1.015	1		6.650	
5	1.250	X	3.845	1		5.191	
6	3.350	X	3.175	1		10.636	
7	1.430	X	0.605	1		0.865	
8	1.650	X	2.160	1		3.564	
9	4.915	X	2.900	1		14.254	
10	2.785	X	1.155	1		3.217	
11	5.010	X	0.160	0.25		0.200	
12	8.085	X	8.680	1		70.178	
13	2.130	X	1.155	1		2.460	
14	4.032	X	0.115	1		0.462	
15	0.115	X	0.635	2		0.146	
16	1.800	X	0.115	1		0.207	
17	0.635	X	0.115	2		0.146	
			TOTAL			172.992	-(1)
DEDUCTION AREA							
ITEM	WIDTH		LENGTH		NO	AREA (SQ.M)	
S1	1.225	X	0.750	1		0.926	
S2	2.015	X	1.040	1		2.096	
S3	0.925	X	1.115	1		1.031	
			TOTAL			4.053	-(2)
F.A.R. AREA DETAIL OF TYPE-IV 48HK = (1) - (2)							
NET F.A.R. AREA OF TYPE-IV 48HK							168.939

TYPICAL 48HK TYPE-IV
DETAILS FOR SERVICES FAR

TYPICAL FLOOR AREA DETAILS FOR SERVICES F.A.R						
ITEM	WIDTH		LENGTH			AREA(SQ.M)
SHAFT-1	1.225	X	0.75	1		0.926
SHAFT-2	2.015	X	1.040	1		2.096
SHAFT-3	0.925	X	1.115	1		1.031
			TOTAL			4.053 -(1)

BALCONY AREA DETAIL OF TYPE-IV 48HK						
ITEM	WIDTH		LENGTH		NO	AREA(SQ.M)
B1	5.010	X	1.500	1		7.515
B2	4.990	X	1.015	1		5.065
B3	3.890	X	1.500	1		5.835
B4	1.350	X	8.100	1		10.935
B5	3.570	X	1.445	1		5.159
B6	1.430	X	0.840	1		1.201
			TOTAL			35.710 -(3)
TERRACE	6.440	X	5.905	1		38.028 TERRACE

TYPICAL FLOOR CORE AREA CALCULATION CHART

TYPICAL FLOOR CORE AREA DETAIL IN F.A.R						
ITEM	WIDTH		LENGTH		NO.	AREA(SQ.M)
1	1.880	X	1.420	1		8.305
2	1.765	X	4.620	1		24.463
3	4.480	X	8.150	1		18.196
4	4.225	X	7.990	1		33.758
5	1.730	X	4.135	1		7.152
6	1.845	X	1.785	1		3.293
7	7.190	X	5.905	1		42.453
			TOTAL			289.626 -(1)
DEDUCTIONS						
ITEM	WIDTH		LENGTH	NO.		AREA(SQ.M)
LB	7.128	X	3.350	1		23.879
S1	5.468	X	0.485	1		2.651
S2	1.500	X	0.485	1		0.728
C1	2.000	X	2.770	1		5.540
FS	3.150	X	5.705	1		17.968
SW	2.130	X	0.670	1		1.427
L1	2.200	X	2.300	1		5.060
L2	2.200	X	2.300	1		5.060
L3	2.000	X	2.700	1		5.400
			TOTAL			171.687 -(2)
TYPICAL FLOOR CORE AREA DETAIL IN F.A.R = (1) - (2)						
NET TYPICAL FLOOR CORE AREA DETAIL IN F.A.R						117.939

TYPICAL FLOOR CORE AREA CALCULATION CHART

TYPICAL FLOOR CORE AREA DETAILS FOR SERVICES FAR

TYPICAL FLOOR AREA DETAILS FOR SERVICES F.A.R						
ITEM	WIDTH		LENGTH			AREA(SQ.M)
LIFT LOBBY	7.128	X	1.830	3		40.187
SERVICE SHAFT-1	1.460	X	0.485	3		2.164
SERVICE SHAFT-2	1.500	X	0.485	3		2.183
FIRE STAIRCASE	3.150	X	5.705	3		53.912
			TOTAL			104.226 -(1)

TYPICAL FLOOR CORE AREA DETAILS FOR CUT OUTS

TYPICAL FLOOR AREA DETAILS FOR CUTOUTS						
ITEM	WIDTH		LENGTH			AREA(SQ.M)
SW	2.130	X	0.670	3		4.281
C1	2.800	X	2.770	3		16.620
			TOTAL			20.901 -(1)

DOORS & WINDOWS SCHEDULE

DOORS SCHEDULE

TYPE	SIZE	DESCRIPTION	TOTAL NOS.
D1	1200X2100	-	4
D2	900X2100	-	12
D3	750X2100	-	32
FD1	3750X2550	-	8
FD2	2820X2500	-	12

WINDOWS SCHEDULE

W1	600X1050	-	4
W2	600 X 1050	-	16

SUBMISSION DRAWING

PROJECT:

PROPOSED REVISED PLAN FOR SPORTS CITY AT LAND PARCEL SC-01/A-03, SECTOR-150,NOIDA (U.P) FOR M/S LOGIX HEIGHTS PVT. LTD.

DRAWING TITLE :

TOWER -1
FLOOR PLANS & AREA CALCULATION

[REVISED PLAN]

For Logix Heights Pvt. Ltd.
Authorised Signatory

Arvind Kumar Jain, Architect
Council of Architecture
Regn. No. CA/85/09457

OWNER'S SIGN

ARCHITECT'S SIGN.

N

SCALE	DEALT BY	DATE -
1:150		
DESIGN BY	CHECKED BY	DRG. No.
		SD- 05