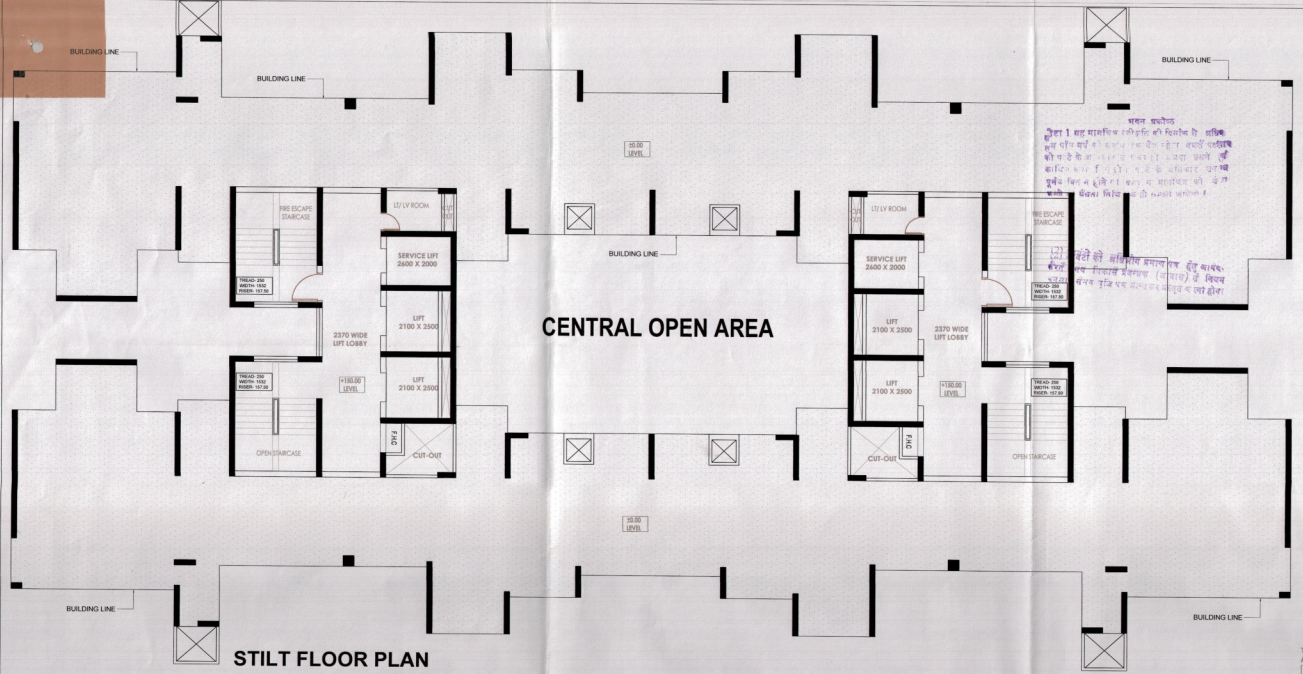

STILT FLOOR PLAN

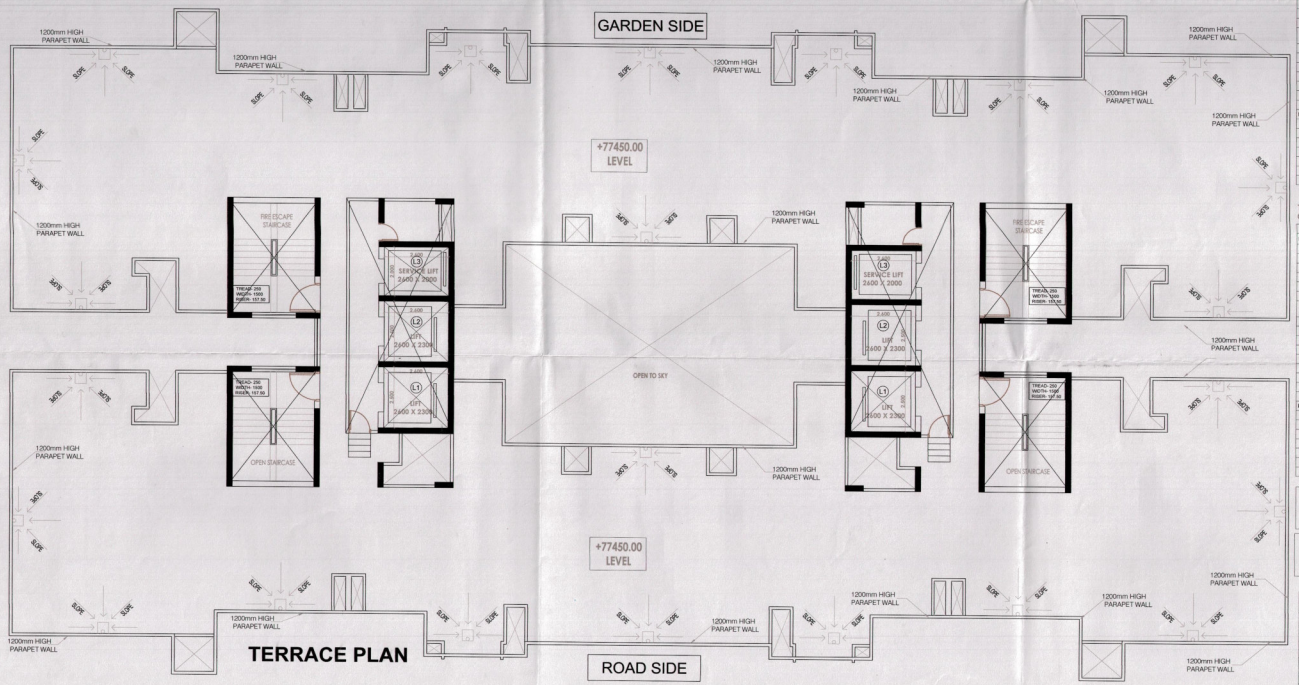

TERRACE PLAN

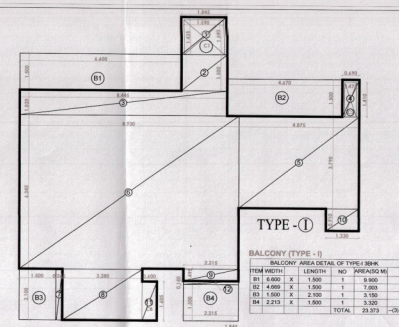

TYPE - (I)

BALCONY (TYPE - I)

BALCONY AREA DETAIL OF TYPE-I 3BHK						
ITEM	WIDTH		LENGTH	NO	AREA(SQ M)	
B1	6.600	X	1.500	1	9.900	
B2	4.669	X	1.500	1	7.003	
B3	1.500	X	2.100	1	3.150	
B4	2.213	X	1.500	1	3.320	
				TOTAL	23.373	–(3)

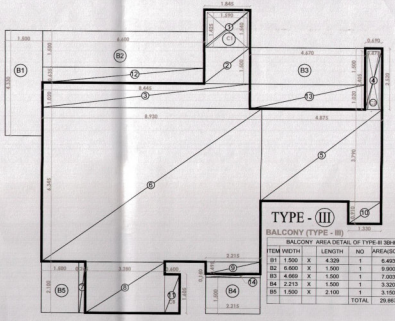

TYPE - (III)

BALCONY (TYPE - III)

BALCONY AREA DETAIL OF TYPE-III 3BHK						
ITEM	WIDTH		LENGTH	NO	AREA(SQ M)	
B1	1.500	X	4.329	1	6.493	
B2	6.600	X	1.500	1	9.900	
B3	4.669	X	1.500	1	7.003	
B4	2.213	X	1.500	1	3.320	
B5	1.500	X	2.100	1	3.150	
				TOTAL	29.867	–(3)

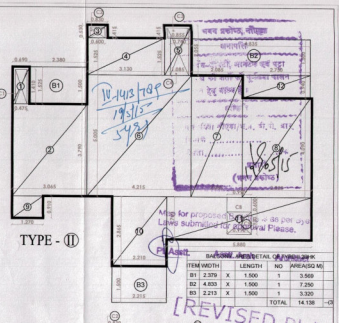

TYPE - (II)

BALCONY (TYPE - II)

BALCONY AREA DETAIL OF TYPE-II 3BHK						
ITEM	WIDTH		LENGTH	NO	AREA(SQ M)	
B1	2.379	X	1.500	1	3.569	
B2	4.833	X	1.500	1	7.250	
B3	2.213	X	1.500	1	3.320	
				TOTAL	14.138	–(3)

[REVISED PLAN]

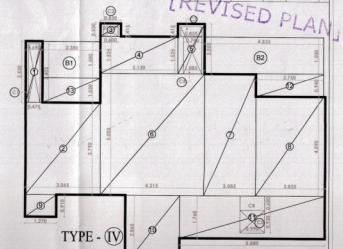

TYPE - (IV)

BALCONY (TYPE - IV)

BALCONY AREA DETAIL OF TYPE-IV 2BHK						
ITEM	WIDTH		LENGTH	NO	AREA(SQ M)	
B1	2.379	X	1.500	1	3.569	
B2	4.833	X	1.500	1	7.250	
B3	2.213	X	1.500	1	3.320	
				TOTAL	14.138	–(3)

MACHINE ROOM

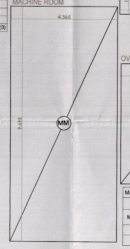

OVERHEAD WATER TANK

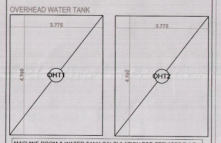

MACHINE ROOM & WATER TANK CALCULATION FOR SERVICES F.A.R.						
ITEM	WIDTH		LENGTH	NO.	AREA(SQ M)	
MACHINE ROOM	4.365	X	9.695	2	84.637	
O.H.W. TANK	3.775	X	4.960	4	74.806	
			TOTAL		159.533	

TYPICAL 3BHK TYPE-I
AREA CALCULATION CHART

F.A.R. AREA DETAIL OF TYPE-I 3BHK						
ITEM	WIDTH		LENGTH	NO	AREA(SQ M)	
1	1.845	X	1.540	1	2.841	
2	1.845	X	1.500	1	2.768	
3	8.445	X	1.020	1	8.614	
4	0.690	X	1.500	1	1.035	
5	4.675	X	3.790	1	18.476	
6	8.930	X	6.345	1	56.661	
7	0.265	X	2.100	0.25	0.139	
8	3.280	X	2.100	1	6.888	
9	2.215	X	0.495	1	1.096	
10	1.330	X	0.910	1	1.210	
11	0.600	X	1.605	1	0.963	
12	2.215	X	0.140	0.25	0.078	
				TOTAL	100.769	–(1)
DEDUCTIONS						
ITEM	WIDTH		LENGTH	NO	AREA (SQ M)	
CB	0.600	X	1.605	1	0.963	
C1	1.590	X	1.425	1	2.266	
C2	0.475	X	1.410	1	0.670	
				TOTAL	3.899	–(2)
F.A.R. AREA DETAIL OF TYPE-I 3BHK = (1) - (2)						
NET F.A.R. AREA OF TYPE-I 3BHK					96.871	
SERVICE F.A.R. AREA OF TYPE-I 3BHK					0.963	

TYPICAL 3BHK TYPE-III: AREA
CALCULATION CHART

F.A.R. AREA DETAIL OF TYPE-III 3BHK						
ITEM	WIDTH		LENGTH	NO	AREA(SQ M)	
1	1.845	X	1.540	1	2.841	
2	1.845	X	1.500	1	2.768	
3	8.445	X	1.020	1	8.614	
4	0.690	X	2.520	1	1.739	
5	4.675	X	3.790	1	18.476	
6	8.930	X	6.345	1	56.661	
7	0.265	X	2.100	0.25	0.139	
8	3.280	X	2.100	1	6.888	
9	2.215	X	0.495	1	1.096	
10	1.330	X	0.910	1	1.210	
11	0.600	X	1.605	1	0.963	
12	6.600	X	0.635	0.25	1.046	
13	4.670	X	1.020	0.25	1.191	
14	2.213	X	0.140	0.25	0.077	
				TOTAL	103.712	–(1)
DEDUCTIONS						
ITEM	WIDTH		LENGTH	NO	AREA (SQ M)	
CB	0.600	X	1.605	1	0.963	
C1	1.590	X	1.425	1	2.266	
C2	0.475	X	2.405	1	1.142	
				TOTAL	4.371	–(2)
F.A.R. AREA DETAIL OF TYPE-III 3BHK = (1) - (2)						
NET F.A.R. AREA OF TYPE-III 3BHK					99.340	
SERVICES F.A.R. AREA OF TYPE-III 3BHK					0.963	

TYPICAL 2BHK TYPE-II
AREA CALCULATION CHART

F.A.R. AREA DETAIL OF TYPE-II 2BHK						
ITEM	WIDTH		LENGTH	NO	AREA(SQ M)	
1	0.690	X	1.525	1	1.052	
2	3.065	X	3.790	1	11.616	
3	0.830	X	0.530	1	0.440	
4	3.130	X	1.525	1	4.773	
5	1.085	X	2.055	1	2.230	
6	4.215	X	5.005	1	21.096	
7	2.085	X	5.005	1	10.435	
8	2.825	X	4.090	1	11.554	
9	1.270	X	0.910	1	1.156	
10	2.210	X	2.865	1	6.332	
11	5.880	X	1.760	1	10.349	
12	2.750	X	0.940	0.25	0.646	
				TOTAL	81.690	–(1)
DEDUCTION AREA UNDER 15% SERVICE FAR						
ITEM	WIDTH		LENGTH	NO	AREA (SQ M)	
C1	0.475	X	1.410	1	0.670	
C2	0.600	X	0.415	1	0.249	
C3	0.855	X	0.415	1	0.355	
C4	0.740	X	1.525	1	1.129	
C5	0.990	X	0.930	1	0.921	
C6	0.990	X	0.600	1	0.594	
				TOTAL	3.917	–(2)
F.A. R. AREA DETAIL OF TYPE-II 2BHK = (1) - (2)						
NET F.A. R. AREA DETAIL OF TYPE-II 2BHK					77.763	
SERVICES F.A. R. AREA DETAIL OF TYPE-II 2BHK					0.594	

TYPICAL 2BHK TYPE-IV
AREA CALCULATION CHART

F.A.R. AREA DETAIL OF TYPE-IV 2BHK						
ITEM	WIDTH		LENGTH	NO	AREA(SQ M)	
1	0.690	X	2.520	1	1.739	
2	3.065	X	3.790	1	11.616	
3	0.830	X	0.530	1	0.440	
4	3.130	X	1.525	1	4.773	
5	1.085	X	2.055	1	2.230	
6	4.215	X	5.005	1	21.096	
7	2.085	X	5.005	1	10.435	
8	2.825	X	4.090	1	11.554	
9	1.270	X	0.910	1	1.156	
10	2.210	X	2.865	1	6.332	
11	5.880	X	1.760	1	10.349	
12	2.750	X	0.940	0.25	0.646	
13	2.380	X	1.020	0.25	0.607	
				TOTAL	82.973	–(1)
DEDUCTION AREA UNDER 15% SERVICE FAR						
ITEM	WIDTH		LENGTH	NO	AREA (SQ M)	
C1	0.475	X	2.405	1	1.142	
C2	0.600	X	0.415	1	0.249	
C3	0.855	X	0.415	1	0.355	
C4	0.740	X	1.525	1	1.129	
C5	0.990	X	0.930	1	0.921	
C6	0.990	X	0.600	1	0.594	
				TOTAL	4.389	–(2)
F.A. R. AREA DETAIL OF TYPE-IV 2BHK = (1) - (2)						
NET F.A. R. AREA DETAIL OF TYPE-IV 2BHK					78.584	
SERVICES F.A. R. AREA DETAIL OF TYPE-IV 2BHK					0.594	

TOTAL GROUND COVERAGE
= 1st FLOOR F.A.R+1st FLOOR SERVICES F.A.R
=775.090+82.482
= 857.572 SQ.M

STILT AREA CALCULATION
=GROUND COVERAGE - FAR AREA - SERVICE F.A.R
= 857.572-117.658-76.241
= 663.673 SQ.M

DOORS & WINDOWS SCHEDULE

DOORS SCHEDULE			
TYPE	SIZE	DESCRIPTION	TOTAL NOS.
D1	1200X2100	-	8
D2	900X2100	-	24
D3	750X2100	-	24
D4	750X2100	-	8
FD1	3750X2600	-	4
FD2	2500X2600	-	24
WINDOWS SCHEDULE			
W1	600X1050	-	4
W2	600 X 1050	-	16
W3	600X1050	-	20

SUBMISSION DRAWING

PROJECT:

PROPOSED REVISED PLAN FOR SPORTS CITY AT LAND PARCEL SC-01/A-03 SECTOR-150, NOIDA (U.P) FOR M/S LOGIX HEIGHTS PVT. LTD.

DRAWING TITLE :

TOWER-2
STILT & TERRACE FLOOR PLAN & AREA CALCULATIONS

For Logix Heights Pvt. Ltd.
Authorised Signatory

Arvind Kumar Jain, Architect
Council of Architecture
Regn. No. CA/85/09457

OWNER'S SIGN	ARCHITECT'S SIGN.	
		N
SCALE 1:100	DEALT BY	DATE -
DESIGN BY	CHECKED BY	DRG. No. SD-08